Schools AT WAR

A REPORT TO THE NATION

Independence Hall
PHILADELPHIA
1776

SPONSORED BY ★ ★ THE WAR SAVINGS STAFF OF THE U. S. TREASURY DEPARTMENT, THE U. S. OFFICE OF EDUCATION AND ITS WARTIME COMMISSION

☆

SCHOOL Herndon Hard

ADDRESS Idabel, Oklahoma

STREET TOWN STATE

Idabel
Box 2

WE REPORT TO THE NATION

We herewith submit a bird's-eye view report of our SCHOOLS AT WAR Program. It includes factual and pictorial accounts of our War Savings Program and other outstanding war activities. It is tangible proof of the resourcefulness, skills, activities and the will to win of every student, teacher and parent enlisted in our SCHOOLS AT WAR Program.

★ ★ ★ ★ ★ ★ ★ ★ ★

Name of School Herndon Ward

Address Idabel, Oklahoma

Enrollment 105 Grades 1-2-3

No. of Teachers 3 No. of Classrooms 3

Size of Community a small section of Idabel

Cash Value of War Stamps and Bonds sold during SCHOOLS AT WAR Program #1585.75

Our School at War Program

Herndon school is a small ward school of Idabel, Oklahoma which consists of the first second and third grades, with an enrollment of about 115 pupils and three teachers.

Even though ~~our~~ pupils are quite small they are a very patriotic group, and very anxious to save, serve and conserve. We are developing a co-ordinated program of war activities best suited for their needs.

Several days before we started our scrap drive posters were exhibited in the school rooms showing the many ways by which this scrap could help win the war. It was discussed in all classes and correlated with our reading. Language and citizenship classes. Letters were written in the language period to parents and neighbors. These letters explained the purpose of the drive in the children own words.

On Monday Oct. 5th we met in the auditorium and organized this "Junior Army" for the scrap drive. No group of soldiers ever marched to battle with more enthusiasm and patriotism than these children when school was dismissed at noon and they started collecting scrap. The children and teachers, with the cooperation of the parents, searched attic, basement, streets, alleys, roadsides and farms until their scrap pile looked like a mountain.

Posters made for our scrap drive.



These notes followed the letters for scrap.

Scraps for Uncle Sam Drive
Kinds of scrap _____ weight _____
Name _____
Location _____

Keep 'em Frying!

David Sharp

An effective way to use our scrap

We need scrap for these.

David Sharp

This is the way our scrap pile grew.

Second Grade Carol Canant

Picturs of ourscrap pile

11" x 14"

A scrap slogan worked out by second Grade

Schools
Can
Remedy
America's
Problems

Her Problems

Iron
Rubber
Steel
Tin
aluminum
Copper
Zinc

Help in the Scrap Drive!

Slogan By Second Grade

Original drawing by Second Grade



Second Grade - Virginia Cox

Scrap will help them reach their goal.



David Sharp

Things our Stamps Buy

UNCLE SAM NEEDS YOUR DIMES



350 $1 WAR STAMPS—1 SHIP'S TELESCOPE



40 25c WAR STAMPS BUY ONE TENT



22 $1 WAR STAMPS—1 SURGICAL BED

THREE 10c WAR STAMPS—TWO PAIRS OF SOCKS



20 25c WAR STAMPS BUY ONE STEEL HELMET

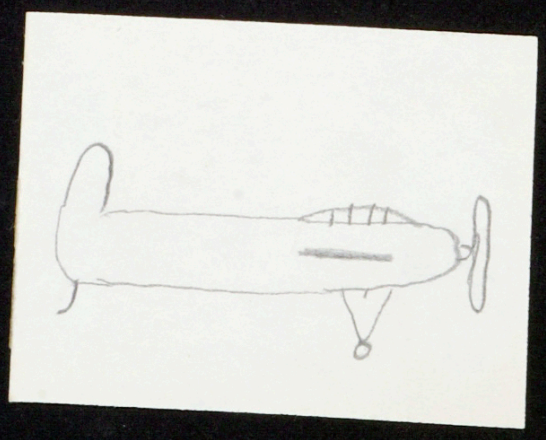

Dimes Buy Planes

Remember Pearl Harbor!

That cry rings throughout America! We can remember it, by buying War Bonds and Stamps! If we don't, there will be more "Pearl Harbors" When the treachorous Japs bombed Pearl Harbor, the cry started, Remember Pearl Harbor! There has been many Americans killed since Pearl Harbor. Wake Island, Botaan, Corregidor, remember? Well, I do. If the Japs win, we will have no freedom. May that never happen here! Buy War Bonds!

David Sharp

Letters on How I Made Money to Buy Stamps

BUY WAR BONDS!

5 Reasons Why

1. By investing in War Bonds you help provide the planes, the tanks, the guns and the ships we must have to survive and conquer.

2. You prove that you are a patriotic American.

3. You aid the morale of our fighting men, by showing them that the entire Nation is behind them.

4. You prove to our enemies that we are a United People.

5. You protect your own financial future, as every $18.75 you invest in a War Bond brings you back $25 in ten years. You make the world's *safest* investment, by buying a share in the world's most powerful country.

4" x 5"

How I Made Money for Stamps.

I made up three beds for Mother and she gave me a dime. I washed the dishes and she gave me a nickel and I had a nickel. I helped clean off the yard and Daddy gave me a dime. With all my money I have bought defense stamps. I've got four defense stamps so far.

Helen Bell
grade three

How I Make Money for Defense Stamps.

I help Mother with the dishes and clean up the house. I stay with my little sister when Mother goes to town. Sometimes she gives me dimes for it. I have bought six Defense stamps that way. I'm going to buy some more.

Emily Ann Sharp
3rd grade

How I Made Money for Denfense Stamps

When Mother was sick I helped Daddy milk the cows until Mother was able to milk them. Mother and Daddy gives me a dime a week to buy defense Stamps for helping them milk the cows. Now I'm doing more things too, for Mother and Daddy to buy defense stamps. I'm doing all I can to help Uncle Sams army. I now have $2.40 worth of defense stamps.

Virginie L. Jones
Third Grade

How I Made Money for Defense Stamps

When Mother was sick I would run errands for her. I would watch the baby. She gave me a dime each day until I got a dollars and I brought ten Defence Stamps.

Susie Martin
Third grade

Whip-I Buy Defense Bonds

I am buying War Bonds and Stamps for Freedom. I buy $1.00 worth a week. I want us to win this war as we did last time. So we must all buy War Bonds and Stamps and help Uncle Sam.

Shirley Smith
Third grade

Dear Parents:

We are starting a drive for Victory. This is called a <u>Scrap Drive</u>. We want scraps of rubber, iron, tin, copper, zinc or anything that can be used to help win the war. Please help the children to find these scraps. Either bring them or let us know and we will get them. Please help us

Herndon School

Bond and Defense stamps drive.

The Defense Bond and Stamp sale has been carried on with much enthusiasm. We have had honor rolls in each room and the three rooms have been almost one hundred per cent in the purchase of stamps and bonds.

We have had programs for defense. We sell stamps in the school, with a leader to manage the sale and keep account of amount sold. We have correlated the stamp sale with our number, art, Language and Social Study classes.

The children have been staying home from the picture show, depriving themselves of candy and ice cream to buy stamps. They have worked with a patriotic zeal for their parents and others to get money to buy defense stamps.

They have written stories of why they bought defense stamps and how they made money to buy them.

The parents have been very cooperative in helping in this drive.

We expect to continue our program of serving; saving and conserving until this war is won.

This poster aroused much interest in the stamp drive.

December 7, 1941! Remember Pearl Harbor!

Buy War Bonds

And

Stamps !!!!!!

11" x 14"

This poster expresses the patriotism of our children- Refraining from luxuries to buy stamps-



Victory Gardens.

Notes were sent out from the Supt. office, asking for information about Victory Gardens. We began our study of Victory Gardens in our classrooms. We discussed what a Victory Garden was and **why** we needed to make one.

Stories were written telling about their gardens. Discussions in class as how they got the seeds, how and what to plant, and **how** to care for their gardens.

The study was used in connection with our health lessons. Foods for good **health** were stressed.

About 90% of the notes came back that they were making a Victory Garden.

Making a Victory Garden.

We had a garden. It had radishes and spinach. I had to help my mother bury the seeds. We had a hard time keeping the chickens out of the garden. And it had tomatoes and all kinds of vegetables in it.

Carol Canant
Second Grade

To make a garden. We have to buy the seeds. Then we have to plant the seeds. I like to hoe my garden. I like to rake my garden. This is what I grow in my garden. I grow vegetables, cabbage, tomatos, onions, potatoes, lettuce, carrots, spinach, radishes beans, peas, and cucumbers. We can the vegetables and we cook the vegetables. I eat raw vegetables.

Wanda Lou Reed
Second Grade

I like to make a garden.
It is fun to make a garden.
Good food makes us healthy.
I earned my money by carrying
bricks. I earned enough money
to buy seeds. I water my garden
every day. Turnips grows in
my garden. I planted my
seeds in the spring. I like my
garden. Turnips are good for
people. We need vegetables
to eat. Turnip leaves are
good to eat. I like to eat
turnips. Soldiers need
food to eat. It makes them
strong. They need food
to help with their work.

Jim
Second Grade

I like to make a Victory Garden to help Uncle Sam. I can buy my seed to make the Victory garden. I can plant the seeds too. I like to help Uncle Sam. I can plant cabbage, tomatoes, onions, potatoes, lettuce, turnips, carrots and beats. I can give my food to the soldiers, sailors, and marines. We love to share with the army because they're fighting for us.

Second Grade
Rebecca
Second Grade

Making a Victory Garden

I earnd my own money to buy seeds to make a Victory garden. Now I am very healthy. I grew cabbage and I grew all kinds of things in my garden. I ate tomatoes to make me healthy. When my garden grew up in weeds I took a hoe and cut them down. It was hard to keep it clean but I did it. I grew potatoes and carrots and turnips. I grew two rows of beets. When my garden grew up it so big that mother didn't have enough room to plant hers.

Martha Jane
Second Grade

Ann Cole - Second Grade

Second - Grade - Victory Garden

Marie

11" x 14"

Junior Red Cross

The work of the Junior Red Cross was discussed in each room. An impressive little play was given by the children, dramatizing some of the work of this organization. Letters were written in the third grade Language class telling some of the things the Junior Red Cross does and why they are proud to be members of the Junior Red Cross. Each child was anxious to do his part. With a proud and militant air they made their contributions and were presented badges and pronounced members of the Junior Red Cross.

The three rooms were one hundred per cent in membership.

Junior Red Cross letters By Third Grade

Junior Red Cross

The work of the Junior Red Cross was discussed in each room. An impressive little play was given by the children, dramatizing some of the work of this organization. Letters were written in the third grade Language class

What Our Junior Red Cross Does

I am proud to belong to the Junior Red Cross because it helps people who are sick, wounded or homeless. It helps the soldiers on the battle field. Let's all give money and lick the aixs. Come on Junior Red Cross let's go!

Edmond Hall
Third grade

Junior Red Cross

The work of the Junior Red Cross was discussed in each room. An impressive little play was given by the children, dramatizing some of the work of this organization. Letters were wri[illegible] in the third grade Language class

What Our Junior Red Cross Does

I am proud to be a member of the Junior Red Cross. I am glad to give money to help the people and children whose homes have been destroyed. I know every one in our third grade room would not mind doing all they could to help the soldiers and people who are in need.

Virgie L. Jones
Third Grade

Junior Red Cross

The work of the Junior Red Cross was discussed in each room. An impressive little play was given by the children, dramatizing some of the work of this organization. Letters were wr[illegible] third grade Language class

What Our Junior Red Cross Does,

I am proud I am a member of the America Junior Red Cross. It helps our soldier boys over sea. If they get hurt the Red Cross helps them. I am going to save up all my money and give it to the Red Cross. When there was an earthquake in Japan we sent them much money and food and clothes because we felt sorry for them. We have helped the Chinese for a long time. We have helped other countries too.

Helen Bell - Third grade.

Junior Red Cross

The work of the Junior Red Cross was discussed in each room. An impressive little play was given by the children, dramatizing some of the work of this organization. Letters were wr[illegible] language class te[illegible] doe[illegible] of [illegible] to [illegible] the [illegible] bd[illegible] T[illegible] in[illegible]

[illegible] ed [illegible] Cross.

What Our Junior Red Cross Dols

When there was an earthquake a fire and flood in Japan we sent thousands of dollars, clothing, food and materials that they needed to build back their home and schools. We are still sending things to foreign countries. This is why I'm proud I'm a member of the Red Cross.

Emily Ann Sharp
Third grade

Some of the posters used in our Bond and Stamp drive

R-R-AT-A-TAT
TAT-TAT !

Set your sights, young America!
Buy War Bonds and Stamps!
A 25¢ War Stamp will buy twelve bullets!




BUY WAR BONDS!

Buy War Bonds and Stamps!





Hip, Lets go, America!!!

11" x 14"