



FOOD TECHNOLOGY FACT SHEET

Adding Value to OKLAHOMA

405-744-6071 • www.fapc.biz • fapc@okstate.edu

Oil and Oilseed Processing II

Nurhan Dunford

Department of Biosystems and Agricultural Engineering Associate Professor
FAPC Oil/Oilseed Chemist

Oil Extraction Techniques

Oilseed processing and oil extraction processes are designed to obtain high quality oil with minimal undesirable components, achieve high extraction yields and produce high value meal. There are several techniques for extracting oil from oilseeds. Two common oilseed extraction processes are solvent extraction and mechanical extraction using a screw press. Today in the United States, mechanical oil expression is not widely used due to low oil recovery. However, the use of screw press is preferred by small processors because of its low capital cost. Solvent extraction with hexane is the standard practice in today's modern oilseed-processing facilities. Solvent-extraction plant capacities range from 100 to 9000 metric tons per day. Supercritical fluid, water and enzyme-aided water extraction processes are of interest for specialty and gourmet oils production.

Solvent Extraction

Solvent extraction refers to preferential dissolution of oil by contacting oilseeds with a liquid solvent. This is the most efficient technique to recover oil from oilseeds. The efficiency depends on the oilseed preparation prior to extraction, temperature, mode of operation (batch vs. continuous and co-current vs. counter current operations) and equipment design. It is expected that residual oil in the meal to be less than 1 percent after commercial solvent extraction.

The choice of solvent type is based on solubility of oil in the selected solvent, cost and safety. Light paraffinic petroleum fractions, pentane (boiling point 88-97°F), hexane (boiling point 146-156°F), heptanes (boiling point 194-210°F) and octane (boiling point 215-264°C) can be used for oil extraction. Currently hexane is widely used for commodity vegetable oil extraction. The major disadvantage of these solvents is their

flammability. Strict precautions have to be taken to avoid fires and minimize explosion risk in the extraction plants. The 1990 Clean Air Act listed hexane as a hazardous air pollutant. The oilseed processing industry is under pressure to switch to solvents that are considered benign such as alcohol or water. Low oil solubility and higher energy requirement for solvent recovery and meal drying are major disadvantages for using alcohols and water for oil extraction. Furthermore, alcohols lower functionality of soybean proteins.

Oil solubility in solvent increases with extraction temperature. High temperature also has a positive effect on viscosity and diffusivity of oil. Viscosity decreases while diffusivity increases as the extraction temperature increases, resulting in shorter extraction times. Energy required for solvent recovery decreases when higher operating temperature is used for extraction. However, high temperatures may cause deterioration and denaturation of some oil and meal components. Hence, temperature selection is based on type of oil and required specifications of the final product. There are three major steps in traditional solvent extraction (Figure 1): oil extraction, meal and oil desolventizing, and meal toasting.

In the 1800s, small batch type oil extraction systems were common in Europe. The same vessel was used for both extraction and meal desolventizing. Today, extraction of specialty and high value oils and recovery of oil from spent bleaching clay are carried out in batch extractors. A rotating drum and a vertical cylindrical kettle equipped with a vapor tight cover and a low speed agitator are two popular batch type extractor designs.

Use of large-scale continuous processes began in the early 1920s. Today, immersion and percolation type continuous extractors are used for commercial solvent extraction of oilseeds. In immersion-type extractors, flaked oilseeds are completely submerged in solvent. For such a system to be efficient, par-

particle size should be as small as possible to achieve maximum contact between seed and solvent. The main disadvantage of this design is that solid and miscella (oil + solvent mixture) separation is difficult. Thus, immersion-type extractors are suitable for small-scale production facilities.

In percolation-type extractors, flaked seeds are formed into a fixed bed over which solvent is sprayed. Solvent drains through the bed and washes oil out. The particle size of the seeds needs to be large enough to allow a good solvent flow rate through the seed bed. Fine particles in the bed block the

solvent flow causing flooding of the bed and, consequently, lowering extraction efficiency. Early designs based on percolation were basket-type extractors in which flaked seeds were placed in baskets with perforated bottoms. These systems look like an enclosed bucket elevator. The baskets are supported by endless chains in a sealed housing and continuously raised and lowered at a slow rate (1 revolution per hour). Each basket is filled with flaked seeds by an automatic feed hopper at the top. As the basket starts descending, solvent is sprayed over the baskets. The spent flakes in baskets ascend to the top of the housing on the opposite side of the feed hopper. At the top, baskets are automatically inverted and spent seeds are discharged into a hopper from which they are transferred to a meal desolventizer on a conveyor belt. Basket-type extractors are bulky and hard to maintain. The newer extractor designs are horizontal and rotary type. The design principle for horizontal extractors is similar to the basket-type extractors, but the baskets rotate in a single horizontal plane rather than vertically. A popular rotary-type design, Rotocel® Extractor, holds the flaked seeds in cells, which rotate in a horizontal plane around a vertical axis. The extractor has four countercurrent extraction stages. The latest rotary extractor design, Reflex®, has a fixed slotted floor and bevel gear drive. A Reflex® extractor, which has a capacity of 9000 metric tons of soybeans per day, is currently in operation in Argentina. Information on various solvent extractor designs can be found on the following web sites: <http://www.desmetgroup.com/desmet04/extraction.html#Anchor-The-51540>, http://www.crowniron.com/userImages/Crown_Model_III_Web.pdf and <http://www.fao.org/docrep/t0532e/t0532e04.htm#3.2>.

Figure 1: Simplified flow diagram of a hexane extraction process

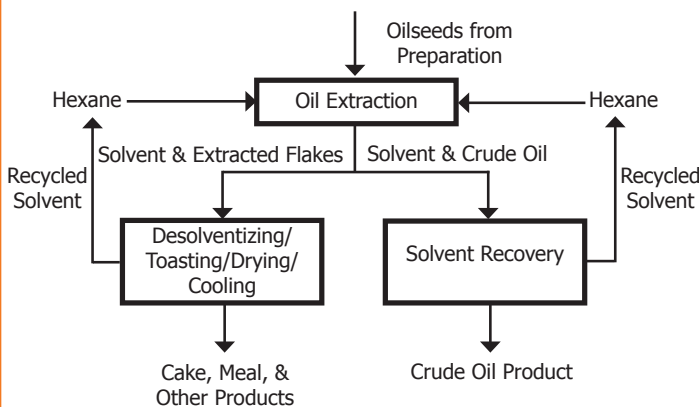


Figure 2: Flow diagram of an Extrusion-Expelling (E-E) process

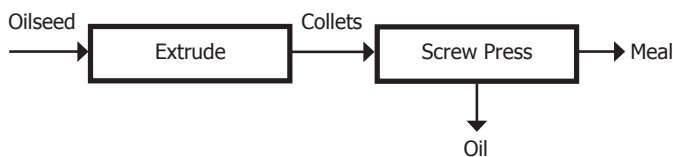
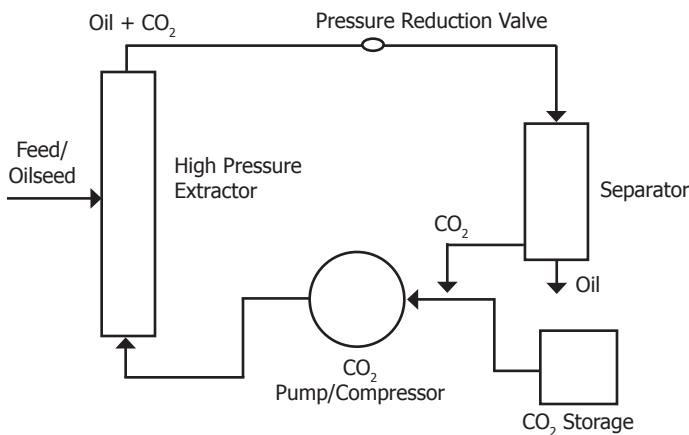


Figure 3: Flow diagram of a supercritical carbon dioxide extraction system



Meal and Oil Desolventizing

After oil extraction, residual solvent in meal (spent seeds) is removed in a desolventizer-toaster (DT), which may have three sections for predesolventizing, desolventizing and toasting. Meal is heated high enough to evaporate solvent, but not deteriorate nutritional value. DT consists of trays mounted on top of each other along a vertical shaft with sweep arms attached to move the meal around (http://www.crowniron.com/userImages/Crown_DT_Brochure.pdf, <http://www.desmetgroup.com/desmet04/extraction.html#Anchor-De-44591>). Meal from DT may still contain some moisture, which has to be removed. In some cases desolventizing and drying is done in the same equipment referred to as a desolventizer-toaster-dryer-cooler.

Solvent recovery from miscella (oil + solvent) is carried out in distillation columns. An additional stripping column, which is heated indirectly with steam, removes residual solvent and moisture in the oil. Solvent vapors from distillation and

stripping columns are condensed and recycled to the extractor. After stripping, oil goes through a refining process, which removes undesirable components in the oil.

Mechanical Oil Extraction

Lever and wedge presses were the early mechanical oil expression equipment used for oilseed processing. The first cottonseed oil mill constructed in the United States in the 1920s utilized a hydraulic press. Seeds in filter bags were manually loaded into perforated, horizontal boxes between the head block and the ram of the press. Boxes were pressed together by applying hydraulic pressure on the ram. Oil was pressed out through the filter bag. Then the filter bag containing spent cake was manually removed from the hydraulic press. Later versions of the hydraulic presses used cages instead of filter bags. Hydraulic presses were in use until the 1950s. They are replaced with continuous screw presses and continuous solvent extraction plants, which are less labor intensive. The olive oil industry still utilizes hydraulic press today.

The mechanical screw press consists of a vertical feeder and a horizontal screw with increasing body diameter to exert pressure on the oilseeds as it advances along the length of the press. The barrel surrounding the screw has slots along its length, allowing the increasing internal pressure to first expel air and then drain the oil through the barrel. Oil is collected in a trough under the screw and the de-oiled cake is discharged at the end of the screw. The main advantage of the screw press is that large quantities of oilseeds can be processed with minimal labor, and it allows continuous oil extraction. The maintenance of screw presses is challenging. The moving parts and high pressure and temperature generated in the press increase wear. The primary improvement in mechanical screw press design has been developing materials of construction that extend life of the parts that wear the most. Equipment parts that used to last three months before requiring replacement may now last up to two years. Today, much larger screw presses have been built. Former capacities of 5 tons per day are now more than 100 tons per day for full pressing and more than 800 tons per day for pre-pressing applications.

A growing number of mini crushing mills, which employ extruding-expelling (E-E) technology have been built as farmer-owned cooperatives or as on-farm operations to process locally produced soybeans or other oilseeds (http://www.insta-pro.com/products_services.htm) (Figure 2). E-E uses a dry extruder in which heat is generated by friction prior to screw pressing, replacing more capital intensive use of steam-heated dryers and cookers and associated steam generation equipment. The partially defatted meal, typically with 6-7 percent residual oil content, is used in livestock rations.

Expanders can be used to form oilseeds into porous pellets, which are commonly known as collets. Conversion of flaked seeds into extruded collets improves solvent extraction efficiency. Collets are larger and stronger and have larger bulk density than flakes. Better solvent flow and micelle (oil + solvent) drainage are achieved in the solvent extractor when collets are used for solvent extraction. Because of the larger bulk density of collets, less space is required for the same weight oilseed in the extractor. Production capacity in a plant is increased when collets, rather than flaked seeds, are used for solvent extraction. High oil content seeds such as sunflower, safflower, peanut canola and rapeseed have too much oil to produce good flakes and collets. Hence, they are pre-pressed to reduce meal oil content to 16-18 percent before solvent extraction. Soybean does not require pre-pressing because of its relatively lower oil content, 18-20 percent. A new screw press design, Hivex, combines pre-pressing and extruded collets formation into a single processing unit (<http://www.andersonintl.net/VO%20Expander%20Page.htm>). A drainage cage and a pressing screw are included into the barrel of an expander, so there is no need for purchasing a separate extruder and pre-press.

Aqueous Extraction

Aqueous extraction (AE) is traditionally used in many developing countries. The process called water-flotation has been used for extracting coconut and palm oil. It involves heating oily material, grinding with or without water, and boiling with water to liberate the oil. The oil, which appears on the surface, is collected and heated to remove moisture. Oil extraction yields of around 50 percent are generally considered to be satisfactory for traditional non-commercial processes. This process can be used to extract oil as well as high quality proteins. In order to improve oil and protein extraction yields and to undertake extraction under milder processing conditions, some enzymes or surfactants have been added to the extraction medium; however, there are certain limitations. Finely ground seeds, which cause dusting, may lead to an explosion if the processing area is not ventilated well. Other key disadvantages for aqueous oilseed extraction include lower efficiency of oil extraction, provision for breaking emulsion (that might form during the process) to separate oil and water phases, enzyme and surfactant costs and the treatment of aqueous effluents.

Supercritical Fluid Technology

Public concerns and government scrutiny about the environmental and human health hazards of organic solvents and residues in oil/oilseed-derived products have catalyzed the

search for alternative solvents for edible oil processing. Ethanol, isopropyl alcohol, acetone, iso-hexane and supercritical fluids (SCF) have been studied as alternative solvents. SCF technology has been examined as an alternative technique for the conventional oil and oilseed processing methods for more than two decades. The supercritical carbon dioxide (SC-CO₂) technique, which utilizes carbon dioxide above its critical pressure (7.3 MPa) and temperature (31°C) as solvent, has been the choice for the majority of edible applications. The unique advantage of SC-CO₂ is the easy removal of solvent from the extract. When pressure is released from the system, carbon dioxide returns to the gas phase and oil precipitates

out from CO₂-oil mixture. Carbon dioxide is recycled; hence, CO₂ released from the system is not an environmental issue. Although industrial applications of SC-CO₂ technology have been growing steadily, currently most of the applications involve high-value products. The economic feasibility of SC-CO₂ based processes is still hampered by the capital cost of high pressure vessels. However, cost saving can be realized from simplified separations and the lower solvent cost of supercritical fluids. The nontoxicity of SC-CO₂ and significantly reduced waste streams from the process makes this technology unique in terms of meeting increasingly stringent health and environmental regulations.

The Oklahoma Cooperative Extension Service Bringing the University to You!

The Cooperative Extension Service is the largest, most successful informal educational organization in the world. It is a nationwide system funded and guided by a partnership of federal, state, and local governments that delivers information to help people help themselves through the land-grant university system.

Extension carries out programs in the broad categories of agriculture, natural resources and environment; home economics; 4-H and other youth; and community resource development. Extension staff members live and work among the people they serve to help stimulate and educate Americans to plan ahead and cope with their problems.

Some characteristics of Cooperative Extension are:

- The federal, state, and local governments cooperatively share in its financial support and program direction.
- It is administered by the land-grant university as designated by the state legislature through an Extension director.
- Extension programs are nonpolitical, objective, and based on factual information.
- It provides practical, problem-oriented education for people of all ages. It is designated to take the knowledge of the university to those persons who do not or cannot participate in the formal classroom instruction of the university.
- It utilizes research from university, government, and other sources to help people make their own decisions.
- More than a million volunteers help multiply the impact of the Extension professional staff.
- It dispenses no funds to the public.
- It is not a regulatory agency, but it does inform people of regulations and of their options in meeting them.
- Local programs are developed and carried out in full recognition of national problems and goals.
- The Extension staff educates people through personal contacts, meetings, demonstrations, and the mass media.
- Extension has the built-in flexibility to adjust its programs and subject matter to meet new needs. Activities shift from year to year as citizen groups and Extension workers close to the problems advise changes.

Oklahoma State University, in compliance with Title VI and VII of the Civil Rights Act of 1964, Executive Order 11246 as amended, Title IX of the Education Amendments of 1972, Americans with Disabilities Act of 1990, and other federal laws and regulations, does not discriminate on the basis of race, color, national origin, gender, age, religion, disability, or status as a veteran in any of its policies, practices or procedures. This includes but is not limited to admissions, employment, financial aid, and educational services.

Issued in furtherance of Cooperative Extension work, acts of May 8 and June 30, 1914, in cooperation with the U.S. Department of Agriculture, Robert E. Whitson, Director of Oklahoma Cooperative Extension Service, Oklahoma State University, Stillwater, Oklahoma. This publication is printed and issued by Oklahoma State University as authorized by the Vice President, Dean, and Director of the Division of Agricultural Sciences and Natural Resources and has been prepared and distributed at a cost of 74 cents per copy. 0716