

FOOD TECHNOLOGY FACT SHEET

FOOD AND AGRICULTURAL PRODUCTS
RESEARCH AND TECHNOLOGY CENTER

WWW.FAPC.OKSTATE.EDU

OKLAHOMA STATE UNIVERSITYTM

Metal Detectors for Food Processing

Tim Bowser

Food Processing Engineer

Introduction

Why should a food processor consider a metal detector? Some of the reasons are:

- Product safety
- Equipment protection
- Contract (customer) requirement
- Regulatory compliance

Of the reasons listed, perhaps the most compelling is found in the Federal Register (Vol. 51, No. 118):

“Effective measures shall be taken to protect against the inclusion of metal or other extraneous material in food. Compliance with this requirement may be accomplished by using sieves, traps, electric metal detectors or suitable means.”

Metal detectors will not guarantee a metal-free food product, but a properly designed, installed and maintained unit, along with a metal contamination control program, can be extremely effective. This fact sheet discusses the following topics regarding metal detection and removal.

1. How a metal detector works
2. What can be detected
3. Product conditions
4. Rejection mechanisms
5. Purchase and installation
6. Metal detection program

1. How a metal detector works

Most metal detectors use a balanced, three-coil, system to detect small particles of non-ferrous and stainless steel. The coils are wound on a non-metallic frame, each parallel with the other. The center coil is connected to a high frequency radio transmitter. Coils on either side of the transmitter coil are receivers. As these two coils are identical and placed the same distance from the transmitter, they receive the same signal and produce an identical output voltage. When the coils are connected in opposition, the output is cancelled, resulting in a zero value. A schematic of the coil configuration is shown in figure 1.

When a particle of metal passes through the coils of a metal detector, the high frequency field is disturbed under one coil, changing the voltage by a few microvolts. The state of balance is lost and the output from the coils is no longer zero. It is this phenomenon that is used to detect metal.

An important aspect of metal detector operation is the metal free zone, which is needed for proper operation. The zone includes a space on each side of the aperture that must be free from any metal structure such as rollers and supports. As a general rule, this needs to be approximately 1.5 times the aperture height for fixed structures and 2 times the aperture height for moving metal such as reject devices or rollers.

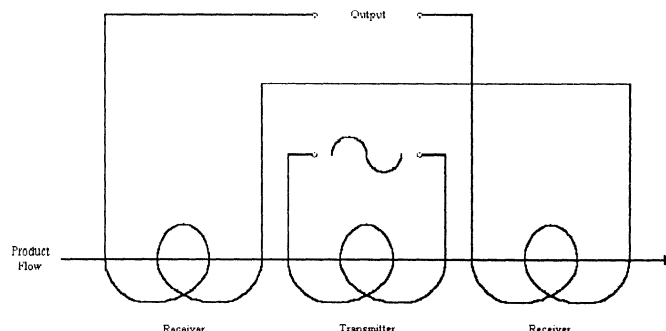
2. What can be detected

All metals are either ferrous, nonferrous or stainless steel. The ease of detection will depend on their magnetic permeability and electrical conductivity. Table 1 shows metal types and their ease of detection. The size, shape and orientation (with respect to the detector coils) of the metal particle also is important. Since size, shape and orientation of metal contaminants is not possible to control, it is best to operate a metal detector at the highest possible sensitivity setting.

3. Food product conditions

Food product conditions can have a major effect on metal detection. Electrical conductivity in foods such as cheese, fresh meat, warm bread, jam and pickles can generate a signal in a metal detector even though metal is not present. This phenomenon is known as the “product effect.” It is best to be aware of this phenomenon and to work with your metal detector supplier or manufacturer to determine the best means to compensate for product effect.

Figure 1



4. Rejection mechanisms

The purpose of rejection mechanisms is to remove the contaminants from the product/process stream. The mechanism must be designed to remove 100 percent of the detected contaminants along with a minimum amount of salable product. The contaminants are removed and stored in a manner that eliminates any possibility of their being reintroduced into the product or process stream.

Metal detectors are installed in three basic configurations: pipeline, conveyor and free-fall. Pipeline detectors are used for any product conveyed in tubes or pipe. An example of a pipeline detector is shown in figure 2. A diversion valve is normally used to redirect materials containing detected contaminants into a separate vessel or container.

Conveyor detectors are by far the most common; examples are given in figure 3. Many variations of manual, semi-automated and fully automated rejection mechanisms are possible, such as air blow (figure 3a), push arms, retractable conveyor bed (figure 3b), reversible conveyor (figure 3c), slider gate, ink marker or coder, diversion conveyors and robotic grippers.

Free-fall detectors are often found on dry product fillers and are useful for any material that can be dropped through an aperture. A fast-acting valve or deflector plate is used to divert detected material to a separate container.

5. Purchase and installation

Some of the information needed to specify a metal detector includes:

- Thorough definition of product (or ingredient) to be inspected, including an ingredient list, physical properties and a description of the package if the product is packaged. One of the most important physical properties is moisture content.
- List of available utilities at installation site (e.g. compressed air and electric).
- Description of the operating environment (temperature, humidity, corrosive materials, etc.).
- Description of the process (how product is being made and handled in the area where the metal detector is to be installed).
- Description of controls desired (manual, automatic, semiautomatic).
- Description of the desired reject mechanism (if purchasing from the same source as the metal detector).

Table 2 lists some manufactures of metal detectors. For a more detailed list, visit the website maintained by BNP Media (Troy, Mich.) at www.foodmaster.com and search the food master equipment database for "metal detectors." Installation of the metal detector will require a qualified electrician and a mechanical contractor familiar with metal detectors and the type of conveyors used in the operation. If there is a chance that the metal detector or the rejection mechanism could impede the normal flow of production, it may be desirable to install and test the unit during a scheduled down time to avoid production losses. An alternative is to install and test the unit on a mock production line.

6. Metal detection program

A formal metal detection program will help to insure product quality. Metal detectors may be used in various phases of production. A combination of finished and bulk ingredient and product inspection gives the best performance. Detectors may need to be placed after certain process equipment (such as size-reduction) that are prone to breaking or chipping metal materials.

Figure 2

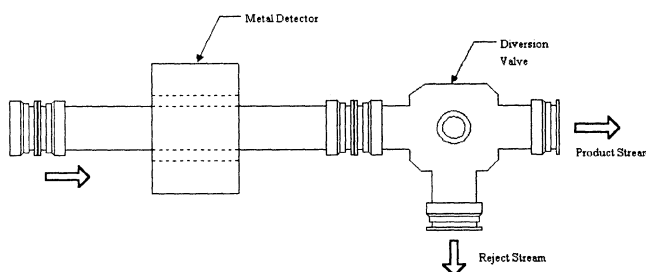


Figure 3a

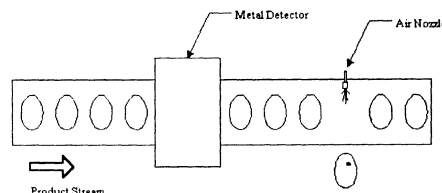


Figure 3b

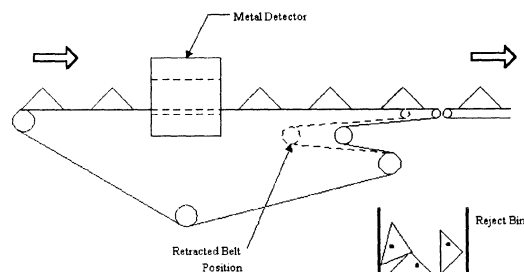
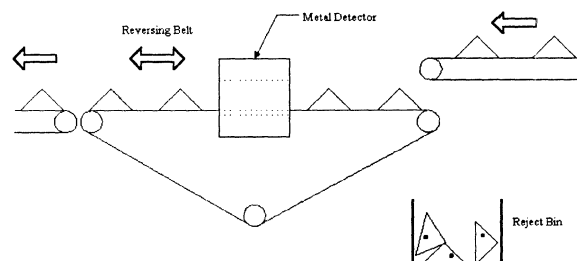


Figure 3c



A sensitivity standard (or standards) should be set for the entire facility. An important aspect of this is to identify an agreed upon minimum particle type and size. For example, a typical detection standard for finished product might be to remove all spherical, non-magnetic particles larger than 2.0-mm and all spherical, magnetic particles larger than 1.5-mm. Only detectors that meet these standards would be considered for purchase and installation. The conditions should be clearly marked on the side of any installed detector and samples of the correct diameters should be available for testing the unit.

Metal detectors should be operated at the maximum sensitivity setting for a given product. The maximum acceptable sensitivity setting will allow the detector to perform reliably for extended periods of time without excessive false rejects. Scheduled testing of the detector and reject device (with ferrous and nonferrous metal samples) will confirm proper operation. Intervals between tests can be determined by the consequence of a failed test. Testing every two

to four hours is typical. A testing procedure should be established and followed. A plan of action must be specified for failed tests. Every effort should be made to identify, document and correct the source of detected metal.

Conclusion

Metal detectors are an important part of a comprehensive contamination control program. If they are specified, installed, operated and maintained correctly, they will contribute to improving product quality and reducing losses. A properly used metal detector should not be considered as insurance against metallic contamination. Rather, it is a diagnostic device that can help to discover accidental metallic contamination. Plans and procedures

should be in place to prevent contamination. If contamination does occur, contaminants must be identified immediately, traced back to their source and eliminated.

This fact sheet has focused on metal detectors; however, other devices are available to remove metallic and other product contaminants. Line strainers are useful for removing foreign particles from liquid products and magnets have long been used to remove ferrous materials from particles and pumpable liquids.

Reference

Lock, Andrew. 1990. The Guide to Reducing Metal Contamination in the Food Processing Industry. Safeline Inc., Tampa, Florida.

Table 1. Metal types and their ease of detection

Metal Type	Magnetic Permeability	Electrical Conductivity	Ease of Detection
Ferrous (iron)	Magnetic	Good	Easy
Non-ferrous (copper, lead, aluminum)	Non-magnetic	Good or excellent	Relatively easy
Stainless steel	Usually non-magnetic	Usually poor	Relatively difficult

Table 2. Some commercial sources of metal detectors.*

Advanced Detection Systems 4740 W. Electric Ave., Milwaukee, WI 532191626 Phone: (414) 672-0553. Fax: (414) 672-5354	HI-Speed Checkweigher Co., Inc. A Mettler Toledo Co. 5 Barr Rd., Ithaca, NY 148509117 Phone: (607) 257-6000. Fax: (607) 257-6396
Cintex of America Inc. 6919 51st St., Kenosha, WI 531441741 Phone: (262) 657-7848. Fax: (262) 657-3056	Lock Inspection Systems, Inc. 207 Authority Dr., Fitchburg, MA 014206094 Phone: (978) 343-3716. Fax: (978) 343-6278
EG&G Astrophysics Inspection Systems 4031 Via Oro Ave., Long Beach, CA 90810 Phone: (310) 816-1600. Fax: (310) 513-6593	Loma International, Inc. 283 E. Lies Rd., Carol Stream, IL 60188 Phone: (630) 588-0900. Fax: (630) 588-1394
Engineered Magnetics 55 Stephens St., Belleville, NJ 071093114 Phone: (973) 759-0818. Fax: (973) 759-6449	Ohio Magnetics, Inc. Stearns Magnetics Div. 5400 Dunham Rd., Maple Heights, OH 44137 Phone: (216) 662-8484. Fax: (216) 662-2911
Eriez Magnetics 2200 Asbury Rd., PO Box 10608, Erie, PA 165140608 Phone: (814) 835-6000. Fax: (814) 838-4960	Par Vision Systems Corp. 8383 Seneca Turnpike, New Hartford, NY 134131103 Phone: (315) 738-0600. Fax: (315) 738-0562
Thermo Electron Corp. 642 Blackhawk Dr., Westmont, IL 60559 Phone: (877) 290-7422. Fax: (763) 783-2525	Safeline Metal Detection 6005 Benjamin Rd., Tampa, FL 33634 Phone: (813) 889-9500. Fax: (813) 881-0840

** Oklahoma State University and the Food and Ag Products Center do not endorse any specific equipment or manufacturer. The listing is given for information purposes only.*

The Oklahoma Cooperative Extension Service

Bringing the University to You!

The Cooperative Extension Service is the largest, most successful informal educational organization in the world. It is a nationwide system funded and guided by a partnership of federal, state, and local governments that delivers information to help people help themselves through the land-grant university system.

Extension carries out programs in the broad categories of agriculture, natural resources and environment; home economics; 4-H and other youth; and community resource development. Extension staff members live and work among the people they serve to help stimulate and educate Americans to plan ahead and cope with their problems.

Some characteristics of the Cooperative Extension system are:

- The federal, state, and local governments cooperatively share in its financial support and program direction.
- It is administered by the land-grant university as designated by the state legislature through an Extension director.
- Extension programs are nonpolitical, objective, and based on factual information.
- It provides practical, problem-oriented education for people of all ages. It is designated to take the knowledge of the university to those persons who do not or cannot participate in the formal classroom instruction of the university.
- It utilizes research from university, government, and other sources to help people make their own decisions.
- More than a million volunteers help multiply the impact of the Extension professional staff.
- It dispenses no funds to the public.
- It is not a regulatory agency, but it does inform people of regulations and of their options in meeting them.
- Local programs are developed and carried out in full recognition of national problems and goals.
- The Extension staff educates people through personal contacts, meetings, demonstrations, and the mass media.
- Extension has the built-in flexibility to adjust its programs and subject matter to meet new needs. Activities shift from year to year as citizen groups and Extension workers close to the problems advise changes.

Oklahoma State University, in compliance with Title VI and VII of the Civil Rights Act of 1964, Executive Order 11246 as amended, Title IX of the Education Amendments of 1972, Americans with Disabilities Act of 1990, and other federal laws and regulations, does not discriminate on the basis of race, color, national origin, sex, age, religion, disability, or status as a veteran in any of its policies, practices or procedures. This includes but is not limited to admissions, employment, financial aid, and educational services.

Issued in furtherance of Cooperative Extension work, acts of May 8 and June 30, 1914, in cooperation with the U.S. Department of Agriculture, Samuel E. Curl, Director of Cooperative Extension Service, Oklahoma State University, Stillwater, Oklahoma. This publication is printed and issued by Oklahoma State University as authorized by the Dean of the Division of Agricultural Sciences and Natural Resources and has been prepared and distributed at a cost of 73 cents per copy. MHG 0204.