



Recordkeeping for Horse Breeding Activities

Kris Hiney
OSU Extension Equine Specialist

On horse farms, the breeding shed is perhaps the most important place for accurate recordkeeping. Records are needed for breeding management, estimating foaling dates and evaluating breeding performance. Record evaluation is essential in decision making.

The type and detail of records depends on the management of breeding practices on each farm. Farms that breed a small number of mares by live cover without palpation or ultrasound will have different needs than farms breeding large numbers using artificial insemination and palpation or ultrasound. The examples provided in this publication will assist in designing records for your farm.

Mare Records

Breeding Records

Records should include the year, the name, color, and age of the mare, and the farm number. On large farms, it is a common practice to assign individual mares a numbered neck band. Neck bands help in quick and accurate identification of each mare. Records should also identify the stallion the mare is booked to, the mare's owner and previous breeding results.

Each mare should have a record to document changes in breeding status and procedures. It should contain a daily calendar to record this information.

Symbols are used on records to indicate breeding activities. Dates of arrival to and departure from the farm determine mare care charges. Foaling dates indicate the expected time the mare will be in foal heat or subsequent cycles. Recording the mare's breeding procedures assists in scheduling heat detection, breeding, pregnancy determination and veterinary treatments. In addition, recording the dates she was bred provides information to estimate time of foaling.

Mares cycle about every 22 days during the breeding season. As ovulation nears, most mares are more receptive to stallions. This heat period lasts three to seven days. A mare's sexual receptivity is documented with teasing codes. The codes rate mares on a scale of 1 to 5. A '1' indicates a mare is resistant to the teaser stallion and a '5' means she shows strong, visible signs of heat. Recording the mare's response to teasing determines her heat cycles and time of breeding.

Palpation and ultrasound provide additional documentation to determine ovulation and pregnancy. The use of symbols is demonstrated in Figure 1 and explanations are provided on page 4. An 'F' indicates that the mare foaled on February 1. The teasing response was recorded February 8, 10, 12

Oklahoma Cooperative Extension Fact Sheets are also available on our website at: <http://osufacts.okstate.edu>

and 14. The teasing code '4,' recorded on February 10 and 12, indicates the mare is ready to be bred. The 'B' notes that the mare was bred on February 10 and 12. The 'P' indicates the mare was palpated on the 10th, 12th and 14th. The 'OV' indicates that she ovulated sometime after palpation on the 12th. An initial pregnancy check on March confirmed she was pregnant (PR). The 'C' documents a Caslicks procedure was performed on March 15.

Figure 1. Portion of a Breeding Record.

	1	2	3	4	5	6	7	8	9	10	11	12	13	14	15
FEB.	F							2/		4/		4/		2/	
										PB		PB		POV	
MA.	PR														C

Daily Palpation Record

Commercial breeding enterprises use palpation or ultrasound to determine the condition of the reproductive tract, follicular status, and pregnancy. The palpation record should clearly indicate the tease score, cervical tone and shape, uterine tone and condition, and follicle size and location. Like the other records, symbols are used to identify these items on the palpation record (on page 5).

During estrus, the equine uterus is relaxed with little tone and, when palpated, the uterine horns feel flat when compressed. During diestrus, the horns feel more tubular and firm. In most mares, uterine tone increases greatly during pregnancy. The palpation record allows for short narrative notes indicating tone and shape. An ultrasound determines the presence of endometrial folds, intraluminal fluids and the shape of the uterine horns.

Rectal palpation and ultrasound of the cervix provide indications of variation in cervical tone. When pregnant or diestrual, the cervix is tightly closed, very firm, and easily distinguished. During heat, the cervix gradually begins to flatten and lose tone. Maximum relaxation occurs as ovulation approaches. Cervical shape and tone should be recorded with written notation or score.

Rectal palpation and ultrasound also provide documentation of follicular consistency and size. A dominant follicle is expected to increase in size as ovulation approaches, typically 2 to 3 mm a day, but can be as high as 5mm per day or exhibit no growth for three to four days. Monitoring the presence and progression in follicle size assists in determining a time for insemination and recognizing patterns within mares.

Figure 2 is a portion of a daily palpation record. Notations are explained on the palpation record on page 5. The notation 'TS: 4' indicates that the mare was very receptive to the stallion when teased on February 10. Markings on the ovary diagrams indicate a dominate follicle of 40 mm on the left ovary (FS: 40 mm) and several small follicles on the right. The cervix score (CX: A) indicates the cervix was very flat. Narrative comments about the uterus show that it had little tone. Remarks indicate the mare was inseminated.

Date FEB. 10

TS: 1 2 3 4 5

FS: 40 mm. FC: T S B O

CX: A B C P

Uterine Tone: Flaccid

Remarks: Bred

Figure 2. Portion of a Palpation Record

Other Breeding Farm Records

In addition to breeding and palpation reports, each mare entering the farm should have a receiving record to identify breeding and management history. Information recommended is mare and owner identification; recent vaccination and deworming history; health status of the mare and foal; a current, negative Coggins test; history of any foaling difficulty; and treatments for reproductive diseases. Additionally, handling problems and a recent feeding history will assist in her management on the farm. This record should be sent with the breeding contract and returned when the mare arrives at the breeding farm.

Stallion Records

Farms using live cover record the number of daily breedings for each stallion. Those using artificial insemination document semen evaluation. Semen evaluation records include semen volume, concentration, morphology and motility. These factors determine the semen volume necessary for an insemination dose. Motility, the number of moving sperm, is estimated using a microscope. Concentration is measured by

a spectrophotometer. A morphological assessment estimates the percent of abnormal sperm.

Review of daily records establish a stallion's average semen production throughout the breeding season. Knowing the expected level of semen production determines the number of mare bookings. Unexpected changes in quantity or quality of semen can indicate health problems that need immediate attention.

Using Records for Breeding Activity Evaluation

The goal of a breeding farm is to produce live foals. To determine whether the goal was reached several ratios are calculated from breeding records.

The most routine evaluation is pregnancy rate. This is the number of mares pregnant on a specific day, divided by the number bred. Pregnancy rate can be determined from one ovulatory period or on the total breeding season. For example, early pregnancy checks of 20 mares revealed that 17 had embryos and three were open. The pregnancy rate would be 17, divided by 20, multiplied by 100.

$$\text{Pregnancy rate} = (17/20) \times 100 = 85\% \text{ pregnant.}$$

The number of cycles per pregnancy further defines breeding efficiency. A low average number of cycles is more efficient. For example, a review of records showed that 10 mares were settled on one heat cycle, five mares settled after two, and two mares settled after three cycles.

$$\text{Number of cycles per pregnancy} = [(10 \times 1) + (5 \times 2) + (2 \times 3)] \text{ divided by } 17.$$

$$\text{Average cycles per pregnancy} = (10 + 10 + 6) / 17 = 1.5 \text{ cycles per pregnancy.}$$

Foaling rates are the percent of matings that produce a live foal. It is determined by dividing the number of live foals by the number of mares bred. For example, foaling rate would be 75 percent if 15 of 20 mares bred produced foals.

$$\text{Foaling rate} = (15/20 \times 100) = 75\%.$$

Foaling rate provides an overall ratio of efficiency, but it does not determine what most influenced the overall ratio. More specific ratios, such as pregnancy loss rate, embryo loss rate, fetal loss rate, and stillbirth fetal loss rate, identify differences at specific times of gestation.

Pregnancy loss rate is the number of mares not foaling, divided by the ones pregnant on the first pregnancy check, usually around day 20.

Embryo loss rate is the number not pregnant at end of embryo stage (e.g., day 40), divided by the number pregnant on a specific day (e.g., day 20).

Fetal loss rate is the number of mares not foaling, divided by the number pregnant on a specific day (e.g., day 40).

Stillbirth rate is the fetal loss rate near term (e.g., 300 days).

Summary and Recommendations

- Records provide information for decisions on which mares to breed and when a mare is most likely to conceive if bred.

- Records from a mare's past breeding season aid in preparing her for breeding and allow the manager to more accurately predict her breeding status.
 - Records are used to evaluate the level of success in producing foals and the need for changes in breeding management activities.
 - Records should provide accurate information that is clearly understood and readily accessible.
 - For clarity and consistency, it is recommended that one person be responsible for recordkeeping during the breeding season.
- The design of records should allow ease of cross referencing from one to another (i.e., breeding record referenced to palpation record).
 - The design should minimize time spent recording, without jeopardizing accuracy and detail.
 - Larger farms should strongly consider computer programs for recordkeeping.

Mare Breeding Record

	1	2	3	4	5	6	7	8	9	10	11	12	13	14	15	16	17	18	19	20	21	22	23	24	25	26	27	28	29	30	31
DEC.																															
JAN.																															
FEB.																															
MAR.																															
APR.																															
MAY																															
JUNE																															
JULY																															

Tease Codes:
 1 - resistant
 2 - indifferent
 3 - interested
 4 - winks vulva, urinates
 5 - profuse urination and vulvular activity

Symbols:
 A - arrived
 D - departed
 F - foaled
 S - speculum
 T - treated
 P - palpate
 B - bred
 Ov - ovulated
 PR - pregnant
 C - casticks

Year _____


Results of last year's breeding _____

Mare Booked to _____ Mare Owner _____

Mare _____ Color _____ Age _____ Farm Number _____

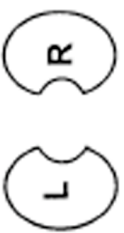
Daily Palpation Record

Date _____




TS: 1 2 3 4 5
 FS: _____ mm. FC: T S B O
 CX: A B C P
 Uterine Tone: _____
 Remarks: _____

Date _____




TS: 1 2 3 4 5
 FS: _____ mm. FC: T S B O
 CX: A B C P
 Uterine Tone: _____
 Remarks: _____

Date _____




TS: 1 2 3 4 5
 FS: _____ mm. FC: T S B O
 CX: A B C P
 Uterine Tone: _____
 Remarks: _____

Date _____




TS: 1 2 3 4 5
 FS: _____ mm. FC: T S B O
 CX: A B C P
 Uterine Tone: _____
 Remarks: _____

Date _____



TS: 1 2 3 4 5
 FS: _____ mm. FC: T S B O
 CX: A B C P
 Uterine Tone: _____
 Remarks: _____

Date _____



TS: 1 2 3 4 5
 FS: _____ mm. FC: T S B O
 CX: A B C P
 Uterine Tone: _____
 Remarks: _____

TS: Tease Score

- 1 - resistant
- 2 - indifferent
- 3 - interested
- 4 - winks vulva, urinates
- 5 - profuse urination and vulvar activity

CX: Cervix

- A Open, flattened
- B Breedable
- C Closed, firm
- P Pregnant

FS: Follicle Size

Of largest follicle
 Usual range 0 to 50 mm

FC: Follicular Consistency

- T - Turgid
- S - Soft
- B - Breedable (very soft)
- O - Ovulated










Uterine Tone

(Firm, flaccid, tubular, flat)

Year _____ Mare _____

Farm Number _____

Daily Palpation Record (continued)

<p>Date: _____</p>  <p>TS: 1 2 3 4 5 FS: _____mm. FC: T S B O CX: A B C P</p> <p>Uterine Tone: _____ Remarks: _____</p>	<p>Date: _____</p>  <p>TS: 1 2 3 4 5 FS: _____mm. FC: T S B O CX: A B C P</p> <p>Uterine Tone: _____ Remarks: _____</p>	<p>Date: _____</p>  <p>TS: 1 2 3 4 5 FS: _____mm. FC: T S B O CX: A B C P</p> <p>Uterine Tone: _____ Remarks: _____</p>
<p>Date: _____</p>  <p>TS: 1 2 3 4 5 FS: _____mm. FC: T S B O CX: A B C P</p> <p>Uterine Tone: _____ Remarks: _____</p>	<p>Date: _____</p>  <p>TS: 1 2 3 4 5 FS: _____mm. FC: T S B O CX: A B C P</p> <p>Uterine Tone: _____ Remarks: _____</p>	<p>Date: _____</p>  <p>TS: 1 2 3 4 5 FS: _____mm. FC: T S B O CX: A B C P</p> <p>Uterine Tone: _____ Remarks: _____</p>
<p>Date: _____</p>  <p>TS: 1 2 3 4 5 FS: _____mm. FC: T S B O CX: A B C P</p> <p>Uterine Tone: _____ Remarks: _____</p>	<p>Date: _____</p>  <p>TS: 1 2 3 4 5 FS: _____mm. FC: T S B O CX: A B C P</p> <p>Uterine Tone: _____ Remarks: _____</p>	<p>Date: _____</p>  <p>TS: 1 2 3 4 5 FS: _____mm. FC: T S B O CX: A B C P</p> <p>Uterine Tone: _____ Remarks: _____</p>

Year _____ Mare _____

Farm Number _____

The Oklahoma Cooperative Extension Service

Bringing the University to You!

The Cooperative Extension Service is the largest, most successful informal educational organization in the world. It is a nationwide system funded and guided by a partnership of federal, state, and local governments that delivers information to help people help themselves through the land-grant university system.

Extension carries out programs in the broad categories of agriculture, natural resources and environment; family and consumer sciences; 4-H and other youth; and community resource development. Extension staff members live and work among the people they serve to help stimulate and educate Americans to plan ahead and cope with their problems.

Some characteristics of the Cooperative Extension system are:

- The federal, state, and local governments cooperatively share in its financial support and program direction.
- It is administered by the land-grant university as designated by the state legislature through an Extension director.
- Extension programs are nonpolitical, objective, and research-based information.
- It provides practical, problem-oriented education for people of all ages. It is designated to take the knowledge of the university to those persons who do not or cannot participate in the formal classroom instruction of the university.
- It utilizes research from university, government, and other sources to help people make their own decisions.
- More than a million volunteers help multiply the impact of the Extension professional staff.
- It dispenses no funds to the public.
- It is not a regulatory agency, but it does inform people of regulations and of their options in meeting them.
- Local programs are developed and carried out in full recognition of national problems and goals.
- The Extension staff educates people through personal contacts, meetings, demonstrations, and the mass media.
- Extension has the built-in flexibility to adjust its programs and subject matter to meet new needs. Activities shift from year to year as citizen groups and Extension workers close to the problems advise changes.

Oklahoma State University, in compliance with Title VI and VII of the Civil Rights Act of 1964, Executive Order 11246 as amended, and Title IX of the Education Amendments of 1972 (Higher Education Act), the Americans with Disabilities Act of 1990, and other federal and state laws and regulations, does not discriminate on the basis of race, color, national origin, genetic information, sex, age, sexual orientation, gender identity, religion, disability, or status as a veteran, in any of its policies, practices or procedures. This provision includes, but is not limited to admissions, employment, financial aid, and educational services. The Director of Equal Opportunity, 408 Whitehurst, OSU, Stillwater, OK 74078-1035; Phone 405-744-5371; email: eeo@okstate.edu has been designated to handle inquiries regarding non-discrimination policies; Director of Equal Opportunity. Any person (student, faculty, or staff) who believes that discriminatory practices have been engaged in based on gender may discuss his or her concerns and file informal or formal complaints of possible violations of Title IX with OSU's Title IX Coordinator 405-744-9154.

Issued in furtherance of Cooperative Extension work, acts of May 8 and June 30, 1914, in cooperation with the U.S. Department of Agriculture, Director of Oklahoma Cooperative Extension Service, Oklahoma State University, Stillwater, Oklahoma. This publication is printed and issued by Oklahoma State University as authorized by the Vice President for Agricultural Programs and has been prepared and distributed at a cost of 42 cents per copy.