

ANNUAL REPORT

OF THE

SECRETARY OF THE TREASURY

ON THE

STATE OF THE FINANCES

FOR

THE YEAR 1878.



WASHINGTON:  
GOVERNMENT PRINTING OFFICE.  
1878.

ANNUAL REPORT

1900

DEPARTMENT OF THE TREASURY

1900

STATE OF THE UNION

1900

THE SECRET SERVICE

1900

## TABLE OF CONTENTS.

---

	Page.
I.—REPORT OF THE SECRETARY OF THE TREASURY.....	III
Tables accompanying the report.....	3

### APPENDIX.

Report of the division of special agents.....	43
II.—REPORTS OF TREASURY OFFICERS:	
Auditor, First .....	327
Auditor, Second .....	335
Auditor, Third .....	341
Auditor, Fourth .....	357
Auditor, Fifth .....	365
Auditor, Sixth .....	368
Coast Survey, Superintendent of .....	595
Commissioner of Customs .....	319
Commissioner of Indian Affairs.....	581
Commissioner of Internal Revenue .....	53
Comptroller, First .....	309
Comptroller, Second .....	313
Comptroller of the Currency .....	139
Director of the Mint .....	247
Register of the Treasury .....	443
Treasurer .....	383

INDEX

1. Introduction

2. The History of the Church

3. The Doctrine of the Church

4. The Ministry of the Church

5. The Sacraments of the Church

6. The Church and the World

7. The Church and the Future

8. The Church and the People

9. The Church and the State

10. The Church and the Society

11. The Church and the Culture

12. The Church and the Education

13. The Church and the Art

14. The Church and the Music

15. The Church and the Literature

16. The Church and the Science

17. The Church and the Philosophy

18. The Church and the Law

19. The Church and the Economics

20. The Church and the Politics

21. The Church and the International Relations

22. The Church and the Environment

23. The Church and the Technology

24. The Church and the Media

25. The Church and the Internet

26. The Church and the Social Media

27. The Church and the Globalization

28. The Church and the Multiculturalism

29. The Church and the Interfaith Dialogue

30. The Church and the Human Rights

31. The Church and the Gender Equality

32. The Church and the LGBTQ+ Rights

33. The Church and the Disability Rights

34. The Church and the Elderly Care

35. The Church and the Youth Ministry

36. The Church and the Family Ministry

37. The Church and the Pastoral Care

38. The Church and the Chaplaincy

39. The Church and the Hospice Care

40. The Church and the Palliative Care

41. The Church and the End-of-Life Care

42. The Church and the Bereavement Care

43. The Church and the Grief Ministry

44. The Church and the Crisis Intervention

45. The Church and the Disaster Relief

46. The Church and the Humanitarian Aid

47. The Church and the Development Work

48. The Church and the Social Justice

49. The Church and the Anti-Racism

50. The Church and the Anti-Discrimination

51. The Church and the Anti-Homophobia

52. The Church and the Anti-Transphobia

53. The Church and the Anti-Bullying

54. The Church and the Anti-Suicide

55. The Church and the Anti-Self-Harm

56. The Church and the Anti-Substance Abuse

57. The Church and the Anti-Gambling

58. The Church and the Anti-Alcoholism

59. The Church and the Anti-Smoking

60. The Church and the Anti-Drugs

61. The Church and the Anti-Illegal Gambling

62. The Church and the Anti-Illegal Drugs

63. The Church and the Anti-Illegal Gambling

64. The Church and the Anti-Illegal Drugs

65. The Church and the Anti-Illegal Gambling

66. The Church and the Anti-Illegal Drugs

67. The Church and the Anti-Illegal Gambling

68. The Church and the Anti-Illegal Drugs

69. The Church and the Anti-Illegal Gambling

70. The Church and the Anti-Illegal Drugs

71. The Church and the Anti-Illegal Gambling

72. The Church and the Anti-Illegal Drugs

73. The Church and the Anti-Illegal Gambling

74. The Church and the Anti-Illegal Drugs

75. The Church and the Anti-Illegal Gambling

76. The Church and the Anti-Illegal Drugs

77. The Church and the Anti-Illegal Gambling

78. The Church and the Anti-Illegal Drugs

79. The Church and the Anti-Illegal Gambling

80. The Church and the Anti-Illegal Drugs

81. The Church and the Anti-Illegal Gambling

82. The Church and the Anti-Illegal Drugs

83. The Church and the Anti-Illegal Gambling

84. The Church and the Anti-Illegal Drugs

85. The Church and the Anti-Illegal Gambling

86. The Church and the Anti-Illegal Drugs

87. The Church and the Anti-Illegal Gambling

88. The Church and the Anti-Illegal Drugs

89. The Church and the Anti-Illegal Gambling

90. The Church and the Anti-Illegal Drugs

91. The Church and the Anti-Illegal Gambling

92. The Church and the Anti-Illegal Drugs

93. The Church and the Anti-Illegal Gambling

94. The Church and the Anti-Illegal Drugs

95. The Church and the Anti-Illegal Gambling

96. The Church and the Anti-Illegal Drugs

97. The Church and the Anti-Illegal Gambling

98. The Church and the Anti-Illegal Drugs

99. The Church and the Anti-Illegal Gambling

100. The Church and the Anti-Illegal Drugs

# REPORT.

TREASURY DEPARTMENT,  
Washington, D. C., December 2, 1878.

SIR: I have the honor to submit the following annual report:

The ordinary revenues, from all sources, for the fiscal year ending June 30, 1878, were—

From customs.....	\$130,170,680 20
From internal revenue.....	110,581,624 74
From sales of public lands.....	1,079,743 37
From tax on circulation and deposits of national banks .....	6,863,052 96
From repayment of interest by Pacific Railway Companies.....	1,366,954 36
From customs' fees, fines, penalties, &c.....	1,046,864 36
From fees—consular, letters-patent, and lands .....	2,056,515 13
From proceeds of sales of Government property.....	249,469 88
From premium on sales of coin.....	317,102 30
From profits on coinage, &c.....	1,690,762 33
From miscellaneous sources.....	2,341,109 07
	257,763,878 70
	257,763,878 70

The ordinary expenditures for the same period were—

For civil expenses .....	\$16,551,323 16
For foreign intercourse.....	1,229,216 78
For Indians.....	4,629,280 28
For pensions.....	27,137,019 08
For the military establishment, including river and harbor improvements, and arsenals.....	32,154,147 85
For the naval establishment, including vessels, machinery, and improvements at navy yards.....	17,365,301 37
For miscellaneous expenditures, including public buildings, light-houses, and collecting the revenue.	35,397,163 63
For interest on the public debt.....	102,500,874 65
	236,964,326 80
	236,964,326 80
Leaving a surplus revenue of.....	\$20,799,551 90

Which was applied as follows:

To the redemption of United States notes, &c.....	\$13, 119, 825 33
To the redemption of fractional currency.....	3, 855, 368 57
To the redemption of six per cent. bonds for the sinking-fund. ....	73, 950 00
To increase of cash balance in the Treasury.....	3, 750, 408 00
	<hr/>
	20, 799, 551 90
	<hr/> <hr/>

The amount due the sinking-fund for the year was \$35,429,001 80, leaving a deficiency on this account of \$14,629,449 90.

Compared with the previous fiscal year, the receipts for 1878 have decreased \$11,984,796 09, in the following items: in customs revenue, \$785,812 87; in internal revenue, \$8,048,783 09; in semi-annual tax on banks, \$215,498; in sales of Government property, \$84,485 08; in profits on coinage, \$1,582,476 75; and in miscellaneous items, \$1,267,740 30. There was an increase of \$748,088 17, as follows: in proceeds of sales of public lands, \$103,489 69; in premium on sales of coin, \$67,521 52; and in miscellaneous items, \$577,076 96—making a net decrease, in the receipts from all sources for the year, of \$11,236,707 92.

The decrease of revenue is principally due to the falling off in the receipts from internal revenue, which was probably caused by the agitation in Congress, for a long time, of the reduction of the tax on spirits and tobacco.

The expenditures show an increase of \$7,781,729 08, as follows: in the Navy Department, \$2,405,366 01, and in the interest on the public debt, \$5,376,363 07, the latter of which was due to the large balance of \$7,426,619 81 unpaid interest at the commencement of the year, and to the change from semi-annual to quarterly payments of interest on six per cent. bonds converted into four per cents. which would not otherwise have been made until after the close of the year. There was a decrease of \$9,477,411 21, as follows: in the War Department, \$4,928,588 05; in the Interior Department, \$1,474,460 13; and in the civil and miscellaneous, \$3,074,363 03—making a net decrease in the expenditures of \$1,695,682 13.

## FISCAL YEAR 1879.

For the present fiscal year the revenue, actual and estimated, will be as follows:

Receipts.	For the quarter ended September 30, 1878.	For the remaining three-quarters of the year.
	Actual.	Estimated.
From customs .....	\$38,868,268 10	\$94,131,731 90
From internal revenue .....	28,572,144 46	86,427,855 54
From sales of public lands .....	260,765 63	789,234 37
From tax on circulation and deposits of national banks .....	3,368,519 03	3,381,480 97
From repayments of interest by Pacific Railway Companies .....	397,737 10	952,262 90
From customs' fees, fines, penalties, &c .....	244,833 93	705,166 07
From fees—consular, letters-patent, and lands .....	508,890 76	1,491,109 24
From proceeds of sales of Government property .....	41,127 51	208,872 49
From premium on sales of coin .....	5,441 23	44,558 77
From profits on coinage, &c .....	71,968 31	1,728,031 69
From miscellaneous sources .....	1,060,027 37	1,239,972 63
Total receipts .....	73,399,723 43	191,100,276 57

The expenditures for the same period, actual and estimated, will be—

Expenditures.	For the quarter ended September 30, 1878.	For the remaining three-quarters of the year.
	Actual.	Estimated.
For civil and miscellaneous expenses, including public buildings, light-houses, and collecting the revenue .....	\$15,044,519 62	\$39,955,480 38
For Indians .....	1,750,517 25	3,049,482 75
For pensions .....	7,802,465 63	21,497,534 37
For military establishment, including fortifications, river and harbor improvements, and arsenals .....	10,258,900 87	28,741,099 13
For naval establishment, including vessels, and machinery and improvements at navy yards .....	4,520,742 84	10,479,257 16
For interest on the public debt .....	33,967,427 06	63,032,572 94
Total ordinary expenditures .....	73,344,573 27	166,755,426 73

Total receipts, actual and estimated..... \$264,500,000  
 Total expenditures, actual and estimated..... 240,100,000

Leaving a balance of..... 24,400,000

Applicable to the sinking-fund, which is estimated for the year at  
 \$36,954,607 87.

## FISCAL YEAR 1880.

The revenues of the fiscal year ending June 30, 1880, estimated upon existing laws, will be—

From customs .....	\$133,000,000 00
From internal revenue.....	115,000,000 00
From sales of public lands.....	1,000,000 00
From tax on circulation and deposits of national banks	6,750,000 00
From repayment of interest by Pacific Railway Companies.....	1,400,000 00
From customs' fees, fines, penalties, &c.....	1,100,000 00
From fees—consular, letters-patent, and lands.....	2,000,000 00
From proceeds of sales of Government property.....	250,000 00
From profits on coinage, &c.....	1,600,000 00
From miscellaneous sources.....	2,400,000 00
	<hr/>
Total ordinary receipts.....	264,500,000 00
	<hr/> <hr/>

The estimate of expenditures for the same period, received from the several Executive Departments, are as follows:

Legislative.....	\$2,983,109 28
Executive.....	13,146,092 63
Judicial.....	391,400 00
Foreign intercourse.....	1,178,635 00
Military establishment.....	29,335,727 33
Naval establishment.....	14,187,381 45
Indian affairs.....	4,933,244 20
Pensions.....	29,616,000 00
Public works:	
Treasury Department.....	4,247,546 65
War Department.....	7,601,781 30
Navy Department.....	375,000 00
Interior Department.....	422,717 94
Department of Justice.....	18,000 00
Department of Agriculture.....	6,500 00
Postal service.....	5,907,876 10
Miscellaneous.....	14,846,800 80
Permanent annual appropriations:	
Interest on the public debt.....	95,000,000 00
Sinking-fund.....	38,802,338 26



Refunding—customs, internal revenue, lands, &c..	\$4, 675, 900 00
Collecting revenue from customs.....	5, 800, 000 00
Miscellaneous.....	1, 661, 200 00

Total estimated expenditures, including sinking-fund ..... 275, 137, 250 94

Or an estimated deficit of..... \$10, 637, 250 94

Excluding the sinking-fund, the estimated expenditures will be \$236,334,912 68, showing a surplus of \$28,165,087 32.

By direction of the President, the estimated expenditures for the next fiscal year have been based upon the appropriations made by Congress for the present fiscal year. The rule has been departed from only as to those branches of the public service belonging to Departments the heads of which deem the estimated increase indispensable, or where existing law demands a greater sum than was appropriated. Such increase is estimated for as follows:

Legislative .....	\$115, 198 11	
Treasury Department.....	319, 680 13	
War Department.....	740, 848 14	
Navy Department.....	20, 949 75	
Interior Department .....	1, 462, 787 70	
Post Office Department.....	1, 685, 701 38	
Department of Justice.....	321, 340 00	
		\$4, 666, 505 21
Less decrease in estimates for Department of State..		111, 841 35
		<hr/>
Net increase.....		4, 554, 663 86

Earnestly desirous of co-operating with Congress in the reduction of expenditures to the lowest sum consistent with the proper execution of the law, the Secretary has reduced the expenses of the customs service, during the last fiscal year, compared with the previous year, in the sum of \$778,492 25, and herein recommends changes of the law which will enable him to make further reductions therein. The great body of expenditures is fixed by laws which leave no discretion to executive officers. The reduction of appropriations does not reduce expenditures when the law requires the service to be performed, or fixes the salary and number of employés. It must be accompanied by a careful

revision of the laws, reducing the objects of expenditure or the number or compensation of employés. It is believed that, by such a revision, especially of the postal laws, and by a limitation of the amount of appropriations for public works in progress, by the postponement of new works not indispensable for the public service, and by judicious scrutiny of disbursements, that the expenditures for the next fiscal year need not, in the aggregate, exceed the appropriations for the present fiscal year.

The estimate of revenue, based upon existing law, is \$6,736,121 30 more than the actual revenue of the past year. This estimate can only be realized by strict and impartial enforcement of the revenue laws. This is not only a legal duty of revenue officers, but is the right of every honest tax-payer. The enforcement of the tax on spirits and tobacco has, in some places, been resisted by formidable combinations too powerful for the Department, with the forces at its command, to overcome. The customs duties, in many cases, have been evaded by smuggling, fraud, undervaluation, and false claims for drawbacks and damage-allowance. Some of these obstructions are incident to the execution of any tax law, but many of them may be overcome by such modifications of the laws as are hereinafter recommended.

It is manifest, from these estimates, that, however desirable it may be to reduce existing taxes, it ought not now to be done except by supplying the reductions from other sources of revenue. Stability and certainty in the rate and subject of taxation are of great importance, and, therefore, the Secretary recommends that no change be made in them during the present session, except to convert certain ad-valorem duties, hereinafter stated, into specific duties.

#### RESUMPTION OF SPECIE PAYMENTS.

The important duty imposed on this Department by the resumption act, approved January 14, 1875, has been steadily pursued during the past year. The plain purpose of the act is to secure to all interests and all classes the benefits of a sound currency, redeemable in coin, with the least possible disturbance of existing rights and contracts. Three of its provisions have been substantially carried into execution by the gradual substitution of fractional coin for fractional currency, by the free coinage of gold, and by free banking. There remains only the completion of preparations for resumption in coin on the 1st day of January, 1879, and its maintenance thereafter upon the basis of existing law.

At the date of my annual report to Congress in December, 1877, it was deemed necessary as a preparation for resumption to accumulate

in the Treasury a coin reserve of at least forty per cent. of the amount of United States notes outstanding. At that time it was anticipated that under the provisions of the resumption act the volume of United States notes would be reduced to \$300,000,000 by the 1st day of January, 1879, or soon thereafter, and that a reserve in coin of \$120,000,000 would then be sufficient. Congress, however, in view of the strong popular feeling against a contraction of the currency, by the act approved May 31, 1878, forbade the retirement of any United States notes after that date, leaving the amount in circulation \$346,681,016. Upon the principle of safety upon which the Department was acting, that forty per cent. of coin was the smallest reserve upon which resumption could prudently be commenced, it became necessary to increase the coin reserve to \$138,000,000.

At the close of the year 1877 this coin reserve, in excess of coin liabilities, amounted to \$63,016,050 96, of which \$15,000,000 were obtained by the sale of four and a half per cent., and \$25,000,000 by the sale of four per cent. bonds, the residue being surplus revenue. Subsequently, on the 11th day of April, 1878, the Secretary entered into a contract with certain bankers in New York and London—the parties to the previous contract of June 9, 1877, already communicated to Congress—for the sale of \$50,000,000 four and a half per cent. bonds for resumption purposes. The bonds were sold at a premium of one and a half per cent. and accrued interest, less a commission of one-half of one per cent. The contract has been fulfilled, and the net proceeds, \$50,500,000, have been paid into the Treasury in gold coin. The \$5,500,000 coin paid on the Halifax award have been replaced by the sale of that amount of four per cent. bonds sold for resumption purposes, making the aggregate amount of bonds sold for these purposes, \$95,500,000, of which \$65,000,000 were four and a half per cent. bonds, and \$30,500,000 four per cent. bonds. To this has been added the surplus revenue from time to time. The amount of coin held in the Treasury on the 23d day of November last, in excess of coin sufficient to pay all accrued coin liabilities, was \$141,888,100, and constitutes the coin reserve prepared for resumption purposes. This sum will be diminished somewhat on the 1st of January next by reason of the large amount of interest accruing on that day in excess of the coin revenue received meanwhile.

In anticipation of resumption, and in view of the fact that the redemption of United States notes is mandatory only at the office of the assistant treasurer in the city of New York, it was deemed important to secure the co-operation of the associated banks of that city in the ready collection of drafts on those banks and in the payment of

Treasury drafts held by them. A satisfactory arrangement has been made by which all drafts on the banks held by the Treasury are to be paid at the clearing-house, and all drafts on the Treasury held by them are to be paid to the clearing-house at the office of the assistant treasurer, in United States notes; and, after the 1st of January, United States notes are to be received by them as coin. This will greatly lessen the risk and labor of collections both to the Treasury and the banks.

Every step in these preparations for resumption has been accompanied with increased business and confidence. The accumulation of coin, instead of increasing its price, as was feared by many, has steadily reduced its premium in the market. The depressing and ruinous losses that followed the panic of 1873 had not diminished in 1875, when the resumption act passed; but every measure taken in the execution or enforcement of this act has tended to lighten these losses and to reduce the premium on coin, so that now it is merely nominal. The present condition of our trade, industry, and commerce, hereafter more fully stated, our ample reserves, and the general confidence inspired in our financial condition seem to justify the opinion that we are prepared to commence and maintain resumption from and after the first day of January, A. D. 1879.

The means and manner of doing this are left largely to the discretion of the Secretary, but, from the nature of the duty imposed, he must restore coin and bullion, when withdrawn in the process of redemption, either by the sale of bonds, or the use of the surplus revenue, or of the notes redeemed from time to time.

The power to sell any of the bonds described in the refunding act continues after as well as before resumption. Though it may not be often used, it is essential to enable this Department to meet emergencies. By its exercise it is anticipated that the Treasury at any time can readily obtain coin to reinforce the reserve already accumulated. United States notes must, however, be the chief means under existing law with which the Department must restore coin and bullion when withdrawn in process of redemption. The notes, when redeemed, must necessarily accumulate in the Treasury until their superior use and convenience for circulation enables the Department to exchange them at par for coin or bullion.

The act of May 31, 1878, already referred to, provides that when United States notes are redeemed or received in the Treasury under any law, from any source whatever, and shall belong to the United States, they shall not be retired, cancelled, or destroyed, but shall be reissued and paid out again and kept in circulation.

The power to reissue United States notes was conferred by section 3579, Revised Statutes, and was not limited by the resumption act. As this, however, was questioned, Congress wisely removed the doubt.

Notes redeemed are like other notes received into the Treasury. Payments of them can be made only in consequence of appropriations made by law, or for the purchase of bullion, or for the refunding of the public debt.

The current receipts from revenue are sufficient to meet the current expenditures as well as the accruing interest on the public debt. Authority is conferred by the refunding act to redeem six per cent. bonds as they become redeemable, by the proceeds of the sale of bonds bearing a lower rate of interest. The United States notes redeemed under the resumption act are, therefore, the principal means provided for the purchase of bullion or coin with which to maintain resumption, but should only be paid out when they can be used to replace an equal amount of coin withdrawn from the resumption-fund. They may, it is true, be used for current purposes like other money, but when so used their place is filled by money received from taxes or other sources of revenue.

In daily business, no distinction need be made between moneys from whatever source received, but they may properly be applied to any of the purposes authorized by law. No doubt coin liabilities, such as interest or principal of the public debt, will be ordinarily paid and willingly received in United States notes, but, when demanded, such payments will be made in coin; and United States notes and coin will be used in the purchase of bullion. This method has already been adopted in Colorado and North Carolina, and arrangements are being perfected to purchase bullion in this way in all the mining regions of the United States.

By the act approved June 8, 1878, the Secretary of the Treasury is authorized to constitute any superintendent of a mint or assayer of any assay office an assistant treasurer of the United States to receive gold coin or bullion on deposit. By the legislative appropriation bill approved June 19, 1878, the Secretary of the Treasury is authorized to issue coin-certificates in payment to depositors of bullion at the several mints and assay offices of the United States. These provisions, intended to secure to the producers of bullion more speedy payment, will necessarily bring into the mints and Treasury the great body of the precious metals mined in the United States, and will tend greatly to the easy and steady supply of bullion for coinage. United States notes, when at par with coin, will be readily received for bullion

instead of coin-certificates, and with great advantage and convenience to the producers.

Deposits of coin in the Treasury will, no doubt, continue to be made after the 1st of January, as heretofore. Both gold and silver coin, from its weight and bulk, will naturally seek such a safe deposit, while notes redeemable in coin, from their superior convenience, will be circulated instead. After resumption the distinction between coin and United States notes should be, as far as practicable, abandoned in the current affairs of the Government; and therefore no coin-certificates should be issued except where expressly required by the provisions of law, as in the case of silver-certificates. The gold-certificates hitherto issued by virtue of the discretion conferred upon the Secretary will not be issued after the 1st of January next. The necessity for them during a suspension of specie payments is obvious, but no longer exists when by law every United States note is, in effect, a coin-certificate. The only purpose that could be subserved by their issue hereafter would be to enable persons to convert their notes into coin-certificates, and thus contract the currency and hoard gold in the vaults of the Treasury without the inconvenience or risk of its custody. For convenience United States notes of the same denomination as the larger coin-certificates will be issued.

By existing law customs duties and the interest of the public debt are payable in coin, and a portion of the duties was specifically pledged as a special fund for the payment of the interest, thus making one provision dependent upon the other. As we cannot, with due regard to the public honor, repeal the obligation to pay coin, we ought not to impair or repeal the means provided to procure coin. When, happily, our notes are equal to coin, they will be accepted as coin, both by the public creditor and by the Government; but this acceptance should be left to the option of the respective parties, and the legal right on both sides to demand coin should be preserved inviolate.

The Secretary is of the opinion that a change of the law is not necessary to authorize this Department to receive United States notes for customs duties on and after the 1st day of January, 1879, while they are redeemable and are redeemed on demand in coin. After resumption it would seem a useless inconvenience to require payment of such duties in coin rather than in United States notes. The resumption act, by clear implication, so far modifies previous laws as to permit payments in United States notes as well as in coin. The provision for coin payments was made in the midst of war when the notes were depreciated and the public necessities required an assured revenue in

coin to support the public credit. This alone justified the refusal by the Government to take its own notes for the taxes levied by it. It has now definitely assumed to pay these notes in coin, and this necessarily implies the receipt of these notes as coin. To refuse them is only to invite their presentation for coin. Any other construction would require the notes to be presented to the assistant treasurer in New York for coin, and if used in the purchase of bonds, to be returned to the same officer, or, if used for the payment of customs duties, to be carried to the collector of customs, who must daily deposit in the Treasury all money received by him. It is not to be assumed that the law requires this indirect and inconvenient process after the notes are redeemable in coin on demand of the holder. They are then at a parity with coin, and both should be received indiscriminately.

If United States notes are received for duties at the port of New York, they should be received for the same purpose in all other ports of the United States, or an unconstitutional preference would be given to that port over other ports. If this privilege is denied to the citizens of other ports, they could make such use of these notes only by transporting them to New York and transporting the coin to their homes for payment; and all this not only without benefit to the Government, but with a loss in returning the coin again to New York, where it is required for redemption purposes.

The provision in the law for redemption in New York was believed to be practical redemption in all parts of the United States. Actual redemption was confined to a single place from the necessity of maintaining only one coin reserve and where the coin could be easily accumulated and kept.

With this view of the resumption act, the Secretary will feel it to be his duty, unless Congress otherwise provides, to direct that after the 1st day of January next, and while United States notes are redeemed at the Treasury, they be received the same as coin by the officers of this Department in all payments in all parts of the United States.

If any further provision of law is deemed necessary by Congress to authorize the receipt of United States notes for customs dues or for bonds, the Secretary respectfully submits that this authority should continue only while the notes are redeemed in coin. However desirable continuous resumption may be, and however confident we may feel in its maintenance, yet the experience of many nations has proven that it may be impossible in periods of great emergency. In such events the public faith demands that the customs duties shall be collected in coin and paid to the public creditors, and this pledge should never be violated or our ability to perform it endangered.

Heretofore, the Treasury, in the disbursement of currency, has paid out bills of any denomination desired. In this way the number of bills of a less denomination than five dollars is determined by the demand for them. Such would appear to be the true policy after the 1st of January. It has been urged that, with a view to place in circulation silver coins, no bills of less than five dollars should be issued. It would seem to be more just and expedient not to force any form of money upon a public creditor, but to give him the option of the kind and denomination. The convenience of the public, in this respect, should be consulted. The only way by which moneys of different kinds and intrinsic values can be maintained in circulation at par with each other is by the ability, when one kind is in excess, to readily exchange it for the other. This principle is applicable to coin as well as to paper-money. In this way the largest amount of money of different kinds can be maintained at par, the different purposes for which each is issued making a demand for it. The refusal or neglect to maintain this species of redemption inevitably effects the exclusion from circulation of the most valuable, which, thereafter, becomes a commodity, bought and sold at a premium.

When the resumption act passed, gold was the only coin which by law was a legal tender in payment of all debts. That act contemplated resumption in gold coin only. No silver coin of full legal tender could then be lawfully issued. The only silver coin provided was fractional coin, which was a legal tender for five dollars only. The act approved February 28, 1878, made a very important change in our coinage system. The silver dollar provided for was made a legal tender for all debts, public and private, except where otherwise expressly stipulated in the contract. The amount of this coin issued will more properly be stated hereafter, but its effect upon the problem of resumption should be here considered.

The law itself clearly shows that the silver dollar was not to supersede the gold dollar; nor did Congress propose to adopt the single standard of silver, but only to create a bimetallic standard of silver and gold, of equal value and equal purchasing power. Congress, therefore, limited the amount of silver dollars to be coined to not less than two millions nor more than four millions per month, but did not limit the aggregate amount nor the period of time during which this coinage should continue. The market value of the silver in the dollar, at the date of the passage of the act, was 93 $\frac{1}{4}$  cents in gold coin. Now it is about 86 cents in gold coin. If it was intended by Congress to adopt the silver instead of the gold standard, the



amount provided for is totally inadequate for the purpose. Experience, not only in this country, but in European countries, has established that a certain amount of silver coin may be maintained in circulation at par with gold, though of less intrinsic bullion value. It was, no doubt, the intention of Congress to provide a coin in silver which would answer a multitude of the purposes of business life, without banishing from circulation the established gold coin of the country. To accomplish this it is indispensable either that the silver coin be limited in amount, or that its bullion value be equal to that of the gold dollar. If not, its use will be limited to domestic purposes. It cannot be exported except at its commercial value as bullion. If issued in excess of demands for domestic purposes, it will necessarily fall in market value, and, by a well-known principle of finance, will become the sole coin standard of value. Gold will be either hoarded or exported. When two currencies, both legal, are authorized without limit, the cheaper alone will circulate. If, however, the issue of the silver dollars is limited to an amount demanded for circulation, there will be no depreciation, and their convenient use will keep them at par with gold, as fractional-silver coin, issued under the act approved February 21, 1853, was kept at par with gold.

The amount of such coin that can thus be maintained at par with gold cannot be fairly tested until resumption is accomplished. As yet paper-money has been depreciated, and silver dollars being receivable for customs dues, have naturally not entered into general circulation, but have returned to the Treasury in payment of such dues, and thus the only effect of the attempt of the Department to circulate them has been to diminish the gold revenue. After resumption these coins will circulate in considerable sums for small payments. To the extent that such demand will give employment to silver dollars their use will be an aid to resumption rather than a hindrance, but if issued in excess of such demand they will at once tend to displace gold and become the sole standard, and gradually, as they increase in number, will fall to their value as bullion. Even the fear or suspicion of such an excess tends to banish gold, and, if well established, will cause a continuous drain of gold until imperative necessity will compel resumption in silver alone. The serious effects of such a radical change in our standards of value cannot be exaggerated; and its possibility will greatly disturb confidence in resumption, and may make necessary larger reserves and further sales of bonds.

The Secretary, therefore, earnestly invokes the attention of Congress to this subject, with a view that either during the present or the next

session the amount of silver dollars to be issued be limited, or their ratio to gold for coining purposes be changed.

Gold and silver have varied in value from time to time in the history of nations, and laws have been passed to meet this changing value. In our country, by the act of April 2, 1792, the ratio between them was fixed at one of gold to fifteen of silver. By the act of June 28, 1834, the ratio was changed to one of gold to sixteen of silver. For more than a century the market value of the two metals had varied between these two ratios, mainly resting at that fixed by the Latin nations, of one to fifteen and a half.

But we cannot overlook the fact that within a few years, from causes frequently discussed in Congress, a great change has occurred in the relative value of the two metals. It would seem to be expedient to recognize this controlling fact—one that no nation alone can change—by a careful readjustment of the legal ratio for coinage of one to sixteen, so as to conform to the relative market values of the two metals. The ratios heretofore fixed were always made with that view, and, when made, did conform as near as might be. Now, that the production and use of the two metals have greatly changed in relative value, a corresponding change must be made in the coinage ratio. There is no peculiar force or sanction in the present ratio that should make us hesitate to adopt another, when, in the markets of the world, it is proven that such ratio is not now the true one. The addition of one-tenth or one-eighth to the thickness of the silver dollar would scarcely be perceived as an inconvenience by the holder, but would inspire confidence, and add greatly to its circulation. As prices are now based on United States notes at par with gold, no disturbance of values would result from the change.

It appears from the recent conference at Paris, invited by us, that other nations will not join with us in fixing an international ratio, and that each country must adapt its laws to its own policy. The tendency of late among commercial nations is to the adoption of a single standard of gold and the issue of silver for fractional coin. We may, by ignoring this tendency, give temporarily-increased value to the stores of silver held in Germany and France until our market absorbs them, but by adopting a silver standard as nearly equal to gold as practicable, we make a market for our large production of silver, and furnish a full, honest dollar that will be hoarded, transported, or circulated, without disparagement or reproach.

It is respectfully submitted that the United States, already so largely interested in trade with all parts of the world, and becoming, by its

population, wealth, commerce, and productions, a leading member of the family of nations, should not adopt a standard of less intrinsic value than other commercial nations. Alike interested in silver and gold, as the great producing country of both, it should coin them at such a ratio and on such conditions as will secure the largest use and circulation of both metals without displacing either. Gold must necessarily be the standard of value in great transactions, from its greater relative value, but it is not capable of the division required for small transactions; while silver is indispensable for a multitude of daily wants, and is too bulky for use in the larger transactions of business, and the cost of its transportation for long distances would greatly increase the present rates of exchange. It would, therefore, seem to be the best policy for the present to limit the aggregate issue of our silver dollars, based on the ratio of sixteen to one, to such sums as can clearly be maintained at par with gold, until the price of silver in the market shall assume a definite ratio to gold, when that ratio should be adopted, and our coins made to conform to it; and the Secretary respectfully recommends that he be authorized to discontinue the coinage of the silver dollar when the amount outstanding shall exceed fifty million dollars.

The Secretary deems it proper to state that in the meantime, in the execution of the law as it now stands, he will feel it to be his duty to redeem all United States notes presented on and after January 1, next, at the office of the assistant treasurer of the United States in the city of New York, in sums of not less than fifty dollars, with either gold or silver coin, as desired by the holder, but reserving the legal option of the Government; and to pay out United States notes for all other demands on the Treasury, except when coin is demanded on coin liabilities.

It is his duty as an executive officer to frankly state his opinions, so that if he is in error Congress may prescribe such a policy as is best for the public interests.

#### FUNDING.

The amount of four per cent. bonds sold during the present year, prior to November 23, is \$100,270,900, of which \$94,770,900 were sold under the refunding act approved July 14, 1870. Six per cent. bonds, commonly known as five-twenties, to an equal amount, have been redeemed, or will be redeemed as calls mature. This beneficial process was greatly retarded by the requirement of the law that subscriptions must be paid in coin, the inconvenience of obtaining which, to the great body of the people outside of the large cities, deterred many sales.

This will not affect sales after resumption, when bonds can be paid for with United States notes. The large absorption of United States securities in the American market, by reason of their return from Europe, together with the sale of four and a half per cent. bonds for resumption purposes, tended to retard the sale of four per cent. bonds. As from the best advices, not more than \$200,000,000 of United States bonds are now held out of the country, it may be fairly anticipated that the sale of four per cent. bonds, hereafter, will largely increase.

Prior to May, 1877, United States bonds were mainly sold through an association of bankers. Experience proves that under the present plan of selling to all subscribers on terms fixed by public advertisement, though the aggregate of sales may be less, their distribution is more satisfactory. Under a popular loan the interest is paid at home, and the investment is available at all times, without loss, to meet the needs of the holder. This policy has been carefully fostered by other nations, and should be specially so in ours, where every citizen equally participates in the government of his country. The holding of these bonds at home, in small sums well distributed, is of great importance in enlisting popular interest in our national credit, and in encouraging habits of thrift, and such holding in the country is far more stable and less likely to disturb the market than it would be in cities or by corporations, where the bonds can be promptly sold in quantities.

The three-months' public notice required by the fourth section of the refunding act to be given to the holders of the five-twenty bonds to be redeemed, necessarily involves a loss to the Government by the payment of double interest during that time. The notice should not be given until subscriptions are made or are reasonably certain to be made. When they are made and the money is paid into the Treasury, whether it is kept there idle during the three months or deposited with national banks under existing law, the Government not only pays interest on both classes of bonds during the ninety days, but, if the sales are large, the hoarding of large sums may disturb the market. Under existing law this is unavoidable; and to mitigate it, the Secretary deemed it expedient during the last summer to make calls in anticipation of subscriptions, but this, though legal, might, in case of failure of subscriptions, embarrass the Government in paying called bonds. The long notice required by law is not necessary in the interest of the holder of the bonds, for, as the calls are made by public notice and the bonds are indicated and specified by class, date, and number, in the order of their numbers and issue, he by ordinary diligence can know beforehand when his bonds in due course will probably be called, and will not be taken by surprise.

The Secretary therefore recommends that the notice to be given for called bonds be, at his discretion, not less than ten days nor more than three months. In this way he will be able largely to avoid the payment of double interest, as well as the temporary contraction of the currency, and may fix the maturity of the call at a time when the interest of the called bonds becomes due and payable.

#### SAVINGS.

It has been the desire of the Department to popularize the public loans and bring them within easy reach of every citizen who desires to invest his savings, whether small or great, in these securities. The popular loan of 1877, open to all alike by public advertisement, absorbed \$75,000,000 of four per cent. bonds, and during the present year these bonds have been sold in the same manner.

It is believed that without a change of existing law the sale of these bonds will largely increase, but it would appear advisable so to modify the law that smaller sums may be invested from time to time through popular subscriptions, and that through the post offices, or other agents of the Government, the freest opportunity may be given in all parts of the country for such investments.

The best mode suggested is, that the Department be authorized to issue certificates of deposit of the United States of the denomination of ten dollars, bearing interest at the rate of 3.65 per cent. per annum and convertible at any time within one year after their issue into the four per cent. bonds authorized by the refunding act, and to be issued only in exchange for United States notes sent to the Treasury by mail or otherwise. Such a provision of law, supported by suitable regulations, would enable any person readily, without cost or risk, to convert his money into an interest-bearing security of the United States, and the money so received could be applied to the redemption of six per cent. bonds. The Secretary therefore recommends the prompt passage of such a law.

#### PUBLIC MONEYS.

The monetary transactions of the Government have been conducted without loss through the offices of the Treasurer, ten assistant treasurers, one depository, and one hundred and nineteen national-bank depositories, exclusive of those designated to receive only loan subscriptions.

Of the entire receipts of the Government, during the year, there was deposited in national-bank depositories the amount of \$99,781,053 48.

Deposits received by the bank depositaries are secured by a pledge of United States bonds held by the Treasurer, and are paid out, from time to time, as the convenience of the public service may require, or transferred by the bank, without expense to the Government, to an independent-treasury office.

By an act approved March 3, 1857, public disbursing officers were required to place all public funds, intrusted to them for disbursement, on deposit with a public depository, and to draw for the same only in favor of the persons to whom payment was to be made, excepting that they might check in their own names when the payments did not exceed twenty dollars.

The enforcement of this provision, according to its letter, was found impracticable, and the attention of Congress was called to it in the annual reports of the Secretary for 1857 and 1858, with a recommendation for its modification.

No action in the matter appears to have been taken by Congress until the act of June 14, 1866, reproduced as section 3620, Revised Statutes, was passed. This appeared to supersede the act of 1857, in removing the restrictions as to the method in which the money was to be drawn, but by an act approved February 27, 1877, section 3620 has been amended by requiring the checks to be drawn only in favor of the persons to whom payments are to be made.

The object which the law evidently seeks to accomplish meets the entire approval of the Department, but to carry its provisions into effect would require paymasters in the army to draw their checks in favor of the soldiers to be paid, by name, and paymasters on naval vessels, even during absences for years from the United States, to pay the officers and men only by drawing checks, in their favor, on depositaries in the United States.

The same embarrassment extends to all public disbursements, and the attention of Congress is called to the matter, with the recommendation that the section be so amended that disbursements may be made under regulations to be prescribed by the Secretary of the Treasury.

#### NATIONAL BANKS.

The report of the Comptroller of the Currency presents full and interesting information as to the national banks. The number in existence on October 1 was 2,053. The amount of their circulating-notes outstanding, including those in liquidation, was \$323,147,719; the capital invested was \$466,147,436; the surplus fund and profits were \$157,833,993; the loans and discounts were \$830,521,542.

This system of banks, though of recent growth and adopted as an experiment amid the necessities developed by the civil war, has, under wise management, become the most important business agency in the country. Though still under trial and subject at all times to the discretion of Congress to discontinue and limit its existence and operations, it may be fairly claimed, as already established by experiment, that the system possesses certain advantages over any other heretofore existing in this country, and possible only with a national system.

*First.* The security of the bill-holder from loss through failure of the bank.

*Second.* The rapidity and certainty of the detection and prevention of counterfeiting, from the fact that the notes are engraved, printed, and redeemed at the Treasury Department.

*Third.* The frequent and careful examination of the banks, and the publication of the detailed statements of their condition.

*Fourth.* Uniformity and free circulation of the notes throughout the United States, without respect to the place of their issue.

*Fifth.* The admirable provisions by which failing banks are placed in liquidation, and their assets cheaply and promptly applied to the payment of creditors.

These and other advantages, derived to the public from a national system of banks over a State system, seem to be fully demonstrated, and, though irksome and apparently hard to the banks, are a benefit and security to the stockholders and a safeguard to the public.

The only franchise conferred by this system, that cannot be freely enjoyed by private bankers under State law, is the power to issue circulating-notes. This, it is conceded, is a franchise conferred by the Government, but it is not in the nature of a monopoly. It may be exercised by any five persons who have the means, and will comply with the law.

Whether the power to issue circulating-notes should be granted to private corporations or be exercised only by the Government, is purely a question of public policy and public interest. In behalf of a circulation issued by the Government, it is claimed that interest is saved to the public on the full amount of the notes issued. To this it is replied that the issue of such notes necessarily involves their redemption in coin, and this can be secured only by coin reserves and the ordinary machinery of banks. If the banks issue notes they expect to derive a profit from their loan, but this profit is diminished by the burden of redemption, by the large taxes imposed upon the franchise, and by the risk always incident to the issue of circulating-

notes. These are considerations which will, no doubt, enter into the question of the permanency of the national-banking system; but as the banks of this system are each organized under the law for twenty years, and none of them expire until June, 1883, it is respectfully submitted that it is good policy to continue the experiment until that date, when the public mind will be better prepared to consider the questions involved.

## COINS AND COINAGE.

The annual report of the Director of the Mint exhibits in detail the operations of the several mints and assay offices, and also presents interesting information relative to the production of gold and silver in the United States, the estimated amount of gold and silver coin and bullion in the country, the depreciation of silver, the position of the American trade-dollar in the Oriental trade, and other subjects connected directly or indirectly with the coinage.

The value of the gold coinage executed during the last fiscal year was.....	\$52, 798, 980 00
Of trade-dollars.....	11, 378, 010 00
Of standard-silver dollars.....	8, 573, 500 00
Of fractional-silver coin.....	8, 339, 315 50
And of minor coin.....	30, 694 00
	<hr/>
A total coinage of.....	81, 120, 499 50
	<hr/> <hr/>

In addition to the coinage, fine and unparted bars were prepared for depositors in the amount of \$12,501,926 23 in gold, and \$11,854,385 87 in silver.

It is manifest, from the proven capacity of the several mints, that our coinage facilities are ample for all purposes.

The present production of bullion from the mines of the United States appears to approximate one hundred million dollars in value. All the gold bullion produced in the country contains more or less silver, and the greater portion of the silver bullion from our mines contains a percentage of gold, making it difficult to determine with accuracy the proportion of each. It is safe, however, to state that the production, of the two metals, calculated at their coining-rates, is nearly equal.

During the year 1877 and the first few months of the present year, trade-dollars, to the amount of probably four million pieces, were placed in circulation in the States east of the Rocky Mountains, with



a full knowledge on the part of the parties engaged in the business that the coin was not a legal tender.

This coin is in no sense money of the United States which the Government is bound to redeem or care for. The Government stamp upon it is to certify to its weight and fineness for the convenience of dealers in silver bullion. It is precisely like any other silver bullion assayed at any assay office or mint. The limited legal-tender quality originally given to it was taken away before any of the coins were put into domestic circulation, and it should not now be given any value or attribute at the expense of the public that is not incident to any other silver bullion. The Government has received no benefit from this coinage, and has neither received it nor paid it out. The whole connection of the Government with this bullion was to perform the mechanical work of assaying and dividing it into convenient form for the merchant, at his cost, and for his benefit, for exportation only.

Recent advices from our Minister to China indicate that a considerable amount of trade-dollars is now being hoarded in that empire, and will be returned to us if a discrimination is made in their favor over other bullion. No distinction can be made between trade-dollars in the United States and those out of the United States; but, if redeemed at all, they must all be redeemed alike. The bullion in 35,853,360 trade-dollars outstanding can now be purchased from our miners for \$31,256,050. It would be a manifest injustice to deprive them of our market for their bullion, in order to discriminate in favor of bullion coined for exportation and held chiefly in foreign countries.

At times the fractional coins of the United States accumulate at certain places and are wanted at others. It is recommended that this Department be authorized to redeem them in United States notes when presented in sums of one hundred dollars, or any multiple thereof, at the mint at Philadelphia, where they can be recoined, if necessary, and distributed.

The amount of gold coin and bullion in the country September 30, is estimated by the Director at \$259,353,390, and of silver coin and bullion at \$99,090,557—a total of \$358,443,947.

The estimating of the production of the precious metals in this country, and of the amount of coin and bullion, is a matter attended with great difficulties, and the estimates can only be regarded as approximately correct, though they have been compiled from the best attainable sources.

By reason of the acts authorizing this Department to purchase gold and silver bullion at the several mints and assay offices, its trans-

portation is thrown upon the Government. The great body of the bullion accumulates in San Francisco and Carson, and the chief transportation is from those places to New York. Efforts were made to secure favorable rates, but the lowest offer was three-tenths of one per cent. for gold and one and two-tenths per cent. for silver, which was deemed to be excessive. Silver coin and bullion can be transported with but little risk, while at the rate proposed for transporting a car containing \$250,000, or about eight tons, the cost would be \$3,000. The chief cost is in the transportation over the Central and Union Pacific Railroads, both largely indebted to the United States. It is respectfully submitted that the rate over these roads be prescribed by Congress, and that the proceeds form part of the sinking-fund of said railroads, provided by law.

#### BUREAU OF ENGRAVING AND PRINTING.

At the close of the last fiscal year there was an unexpended balance of \$652,836 17 of the appropriation for labor and other expenses of this bureau. Of this amount, in accordance with the act approved June 20, 1878, the sum of \$327,536 50 will be expended in the purchase of a site for and the erection of a fire-proof building for the bureau, the work on which is now progressing satisfactorily, and will probably be completed during the fall of 1879. It is assumed, from the action of Congress at its last session, that it holds that the engraving and printing of the public securities can be more cheaply, perfectly, and safely done in this bureau than in private establishments, and the Secretary has, therefore, directed that all work of this description, except certain proprietary stamps, shall be done therein. The cost of the work is less than one-half the prices previously paid.

After careful inquiry, it has been ascertained that the prices paid for the paper used for public securities are greatly in excess of its cost, and proposals have been invited for the manufacture of a suitable paper, of a distinctive character, for this purpose, no action upon which has yet been taken.

#### DISBURSEMENTS OF THE COMMISSIONERS OF THE DISTRICT OF COLUMBIA.

The act of Congress of last session providing a permanent form of government for the District of Columbia, committed Congress to an appropriation for the fiscal year ending June 30, 1879, and for future years, so long as said act should remain in force, of one-half of the expenses for the government of said District, as estimates therefor should

be approved by Congress. It also provided that all taxes collected should be paid into the Treasury of the United States, and that they, as well as the appropriations to be made by Congress, should be disbursed for the expenses of said District on itemized vouchers, audited and approved by the auditor of the District, and certified by said commissioners, or a majority of them; and that the accounts of said commissioners, and the tax-collectors, and all other officers required to account, should be settled and adjusted by the accounting officers of the Treasury Department of the United States.

A provision was, however, enacted that the interest on the 3.65 bonds of the District should be paid by the Secretary of the Treasury and credited as a part of the appropriation for the year, by the United States, towards the District's expenses.

The act was approved June 11, 1878, and the approval was consequently too near the end of the session of Congress to have estimates prepared for the fiscal year ending June 30, 1879, in conformity to the provisions of said act.

The commissioners of the District had, however, on the 21st of January, 1878, submitted estimates to Congress, amended afterwards by them on the 4th of June of that year, for the general expenses of the District for the fiscal year ending June 30, 1879, and Congress, by the sundry civil act, approved June 20, 1878, appropriated, for the general expenses of the District, one million two hundred and fifty thousand dollars, to be disbursed by the commissioners for the purposes set forth in said last-named estimates; and the Secretary of the Treasury was authorized to advance, from time to time, to said commissioners, from the money thus appropriated, such sums as, in his judgment, might be necessary to carry on the government of the District, including accruing interest on bonds.

It has been held by the accounting officers that these acts are to be construed together as parts of one scheme of legislation. It will be perceived that the disbursements made by the commissioners are to be regulated and limited by estimates approved by Congress; that accounts are to be kept by the commissioners of the District, independent of those kept by the tax-collector and other officers.

It has also been held that all disbursements for the expenses of the District, except where otherwise particularly specified, are to be made by the commissioners; that these disbursements are to be regulated and limited by estimates approved by Congress; that an accurate account is to be kept by the commissioners of receipts and disbursements that they are to be made upon vouchers, audited and

approved by the auditor of the District, and certified by at least two commissioners; that the accounts of the commissioners, with the original vouchers for disbursements, are to be submitted to the accounting officers of the Treasury Department of the United States for settlement and adjustment; and that advances for the payment of the current expenses of the District are to be made to the commissioners, from time to time, by the Secretary of the Treasury, as he shall approve requisitions made by them.

This construction has been adopted after a careful examination of the acts, and will be continued unless Congress shall signify its disapproval by additional legislation.

#### CLAIMS.

The attention of Congress is again called to the necessity of some legislation as to the adjudication of claims which are now within the jurisdiction of this Department.

While the Department is well organized for the investigation of accounts accruing in the ordinary course of current business, it is not adapted to the examination of old and disputed claims of a different character.

For the proper investigation of such claims the methods adopted in all our courts for ascertaining the truth, are undoubtedly the best. For this purpose a tribunal, which will require the best evidence of which the nature of the case will admit, the production of original papers rather than pretended copies, the sworn statement of the witness himself to facts in his own knowledge and not the hearsay of third parties, the examination and cross-examination of the witness, not his *ex parte* statement privately taken, a public hearing, and a public record of proceedings open to inspection, is essential.

These are some of the safeguards which the experience of the wisest legislators has placed around the judicial investigation of questions of law and fact.

It is evident that this Department cannot furnish these safeguards; and a provision of law which will relieve the Department of all important disputed questions of law and fact is recommended. The Court of Claims is a tribunal well qualified for such jurisdiction. It has the prestige of a court of justice; its judges are appointed for life, and transact their business deliberately, systematically, and publicly. They are governed by the ordinary rules of law, and their decisions are of record, with an appeal in proper cases to the Supreme Court of the United States.

In this connection, your attention is invited to the importance of providing some limitation of time within which claims against individuals and against the Government shall be prosecuted, or, for want of such prosecution, be forever barred. Such limitations, which form part of the codes of all civilized nations, rest partly upon the theory that the public peace demands an end of litigation, but mainly upon the well-founded assumption that a delay beyond a reasonable time to prosecute a claim, furnishes a presumption that it is unfounded.

Even as to real estate, an acquiescence in a known adverse possession for twenty years, in most of our States furnishes a conclusive bar to the claim of any person out of possession. The limitation of six years after the claim against the Government first accrues, established by law in the Court of Claims, seems to be reasonable.

With regard to the claims in favor of the Government, especially against those who have executed bonds as sureties, it seems just that some provision should be made for the protection of the defendants. Cases frequently arise where suits are brought against a surety upon a bond, upon the revision of some account which has been apparently finally settled for many years, where the principal and other sureties have died or are insolvent, and where the Government should have enforced its claim while they were alive and solvent. In such cases the only relief which the Secretary can extend is under the general law authorizing compromises, a remedy subject to much doubt and embarrassment.

All legislation upon this subject should look to the quieting of old claims, whether against or in favor of the Government. A decision, made as final by the accounting officers or by the Secretary or other officer of this Department having jurisdiction, should be regarded as final, both in the Department and in all other tribunals; and all propositions providing for the revision, in the Court of Claims or elsewhere, of such decisions, are opposed to the true principles of legislation.

#### DUTIES ON IMPORTS.

The embarrassments alluded to in the last annual report in regard to the collection of duties on sugar have not ceased. Seizures have been made of cargoes of sugar claimed to be artificially colored for the purpose of reducing the duties at the custom-house, and a suit involving one of these cases was tried at Baltimore at great expense to the Government and to the importers, and was recently concluded, the verdict being that the sugars were artificially colored after the process of manufacture was completed, but that it was not proven that the

importer of the sugars had a knowledge thereof at the time of making entry. Though the claim of the Government, that the sugars had been artificially colored for the purpose of defrauding the revenue, is maintained, it is powerless, under the anti-moiety act of June 22, 1874, to enforce fines, penalties, and forfeitures, against persons or property, unless there is proof of guilty knowledge of fraud.

It is deemed imperative that some change in the mode of collecting duties on sugar should be had, and it is preferred, as stated in the last report, that the duty should be at one rate on all sugars, up to a point which will exclude temptation either to color sugar for the purpose of reducing the duty, or to commit fraud by means of sampling and classification. The duties now are, to a large extent, dependent upon the fidelity of the sampler, one of the lowest-paid officers in the public service.

In the event that duties upon sugars are made dependent to any considerable extent upon color by the Dutch standard, it is recommended that authority be given to this Department to ascertain the true saccharine strength of imported sugars by means of the polariscope, and that the relations between the color of sugars and their saccharine strength be definitely prescribed by Congress.

In this connection the attention of Congress is called to the operations of the reciprocity treaty between Hawaii and the United States, concluded January 30, 1875. The value of goods shipped from the United States to Hawaii for the year ended December 31, 1875, (the year before the treaty went into operation,) was..... \$947, 260  
And for the year ended December 31, 1877..... 1, 762, 805

Excess in 1877 over 1875 ..... 815, 545

The duties surrendered by virtue of the treaty on goods imported into the United States for the year ended December 31, 1877, were..... 831, 206

Difference between duties remitted by the United States in 1877, and value of excess of imports in 1877 over 1875.... 15, 661

So that we have surrendered duties in an amount greater than the entire excess of exports in 1877 over those of 1875.

Of the duties thus surrendered in 1877, \$716,732 was on sugars alone. The advantages have thus far not been reciprocal, but, as has been shown, have been largely in favor of Hawaii, and it is probable that the benefits in favor of Hawaii will increase largely.

While not recommending a general revision of the tariff at the present time, it is deemed important that upon some articles the ad-valorem

duties now assessed should be converted into specific duties. As a rule specific duties are to be preferred to either ad-valorem or compound rates, and, in any future revision of the tariff, it is hoped that Congress will give preference to this system of imposing duties, as far as practicable. The argument in favor of specific duties applies with great force to kid gloves, concerning the value of which, under the present ad-valorem duties, serious differences of opinion have occurred between the importers and the Government during the past year, which have led to protracted delays in the ascertainment of the dutiable value, and consequent injury to the mercantile community.

While it may not be practicable to frame a specific duty which would be entirely equitable upon all classes of leather gloves, it is believed that such specific rates of duty can be levied, as, while yielding as much revenue as the present rate based upon the market value, will make a just distinction between the higher and lower grades of gloves, and avoid the uncertainty and contention produced by the present duty.

The subject of specific duties upon silk piece-goods is also commended to the consideration of Congress. The efforts of the Department to collect duties on silks upon such a basis of value as shall meet the demands of the present law, have not been attended in all cases with success. The law contemplates the assessment of duty on the market value or wholesale price, and presupposes a price at which any person in the ordinary course of trade may purchase the goods. European manufacturers of silks consign their goods to agents in this country for sale and no sales for shipment to the United States are made in the open foreign market of such goods. Consequently there is no basis upon which their dutiable value can be ascertained.

It is believed that invoices of goods consigned to the United States for sale are as a rule undervalued, and that by such consignments the trade in silks and kid gloves is kept within the control of a small number of commission merchants, while the mass of American importers are excluded therefrom. This faulty system has had the effect, if not so designed, largely to defraud the revenue, and to enable the few who control the business to invoice their goods at the lowest rates and to command the highest rates from purchasers.

The adoption of specific duties would place the importer who purchases in the foreign market, and the manufacturer who ships his goods on consignment, upon an equal footing at the custom-house, and obviate the difficulties in collecting the revenue on this class of goods.

Examinations made during the past year by the officers of this Department, have led to the conviction that the present provisions of

law allowing abatements of duties on account of damage to imported merchandise on the voyage of importation, are neither, upon the whole, equitable to the importer, nor just to the Government. The extent of such damage on many classes of goods can only be conjectured; and it has been alleged that larger allowances have been made at some ports than at others, on goods of the same class, which occupy about the same time in transit from the foreign market.

The repeal of all laws allowing damage upon the voyage of importation, would place all persons upon an equal footing, as loss by damage can be guarded against by prior insurance. There is reason to believe that the larger importing-houses of the United States would gladly favor such a measure, and its adoption is therefore recommended.

The continued experience of this Department, during the past year, has justified the recommendation made in the last report in favor of such a change in the law as will offer increased inducements to parties who may be able to secure a knowledge of frauds upon the customs revenue, to bring it to the attention of the customs officers.

The pecuniary inducements which this Department has been able to offer, under existing laws, have not been sufficient to induce parties to make active efforts to search out such frauds, and bring the offenders to punishment. The Secretary does not recommend a return to the system which prevailed prior to the passage of the so-called anti-moiety act of June 22, 1874, so far as that system conferred large emoluments upon officers of the Government, but he is satisfied that additional legislation is necessary in order to place within the control of this Department the machinery necessary to develop proof of frauds, which under any system of customs duties are likely to arise.

There appears to be a necessity for the adoption of some measure by Congress to secure greater efficiency and uniformity in appraisements of imported merchandise.

Under the present system, each local appraiser is independent, and has no knowledge of the action taken by appraisers at other ports upon the articles which he is called upon to appraise. It thus occurs that the values found at the various ports are not at all times uniform upon the same class of goods. It is also a matter of frequent occurrence that merchandise is classified under one rate of duty at one port, while at other ports it is entered by a different name, and subjected to a different rate of duty. A bill will be prepared and submitted to the proper committee of Congress to remedy this and other defects in the present machinery for collecting the customs revenue.

Every possible effort has been made during the past year to reduce



the expenses of collecting the revenue from customs, with the result already stated. There are many customs districts, however, which might be abolished, and in which the interests of the Government could be well protected by subordinate officers connected with the more important districts in the same region of country, and with considerable saving of expense.

Under section 253 of the Revised Statutes, the Secretary of the Treasury may discontinue any port of delivery, the revenue received at which does not amount to the sum of \$10,000 a year. It is recommended that authority be given, also, to abolish ports of entry where the receipts do not amount to the sum specified, placing subordinate officers, if necessary, at such ports, to be attached to other collection districts; or to consolidate two or more districts, should it be found desirable.

Attention is called to the report of the chief of the special agents, showing the nature and character of the duties performed by them during the past year. The importance of this service is manifested in the economy and efficiency produced by the efforts of these agents, who, being generally familiar with the customs service, are able to discover and check irregularities, and to detect and prevent frauds.

#### EXPORTS AND IMPORTS.

The gold values of the exports of merchandise from the United States, and imports of merchandise into the United States, during the last fiscal year, as appears from returns made to, and compiled by, the Bureau of Statistics, are as follows:

Exports of domestic merchandise.....	\$680,709,268
Exports of foreign merchandise.....	14,156,498
	<hr/>
Total exports of merchandise.....	694,865,766
Imports of merchandise.....	437,051,532
	<hr/>
Excess of exports over imports of merchandise.....	257,814,234
	<hr/> <hr/>

Compared with the previous year, the importations are less by \$14,271,594, and the exportations greater by \$92,390,546.

The annual average of the excess of imports over exports of merchandise, for the ten years ended June 30, 1873, was \$104,706,922; but, during the last three years there has been an excess of exports over imports as follows: in 1876, \$79,643,481; in 1877, \$151,152,094; and in 1878, \$257,814,234.

The total amount of exports and imports of specie and bullion, during the last fiscal year, has been as follows:

Exports of specie and bullion.....	\$33,740,125
Imports of specie and bullion.....	29,821,314
	<hr/>
Excess of exports over imports.....	3,918,811
	<hr/> <hr/>

The importation of specie and bullion was less than for the preceding year by \$10,953,100, and the exportation less than for the preceding year by \$22,422,112.

The excess of such exports over imports has decreased from \$71,231,425 in 1875, to \$3,918,811 in 1878, as above stated.

The excess of exports over imports of merchandise during the first four months of the current fiscal year amounted to \$81,415,477, and during the corresponding months of the last fiscal year to only \$34,295,076.

During the first four months of the last fiscal year there was an excess of exports over imports of coin and bullion amounting to \$3,430,787, whereas, during the first four months of the current fiscal year, there has been an excess of imports over exports of coin and bullion amounting to \$3,355,882, making a change in this respect of \$6,786,669.

The total gold value of exports of domestic merchandise, from the United States, has increased from \$269,389,900 in 1868, to \$680,709,268 in 1878—an increase of 153 per cent.

With one or two unimportant exceptions, the United States stands alone among the commercial nations of the globe, with respect to the excess of exports over imports.

The increase in our exports consisted mainly of breadstuffs, provisions, agricultural implements, iron and manufactures of iron, copper and manufactures of copper, manufactures of cotton, leather and manufactures of leather, and petroleum.

The exportation of the manufactured articles referred to, increased from \$14,287,486 in 1868, to \$37,250,882 in 1878.

Many highly-wrought products of American manufacture, previously exported in very small quantities, or not at all, now find profitable markets in foreign countries, and certain of these commodities are now being exported to countries from which, a few years ago, they were largely imported into the United States.

Many branches of industry are now feeling the quickening influences of a foreign demand, and the possibility of successfully competing in the markets of the world with some of our older commercial and

manufacturing rivals, is a source of the highest encouragement and of confidence in the future.

Of the exports of domestic merchandise, during the year, the products of agriculture comprised 77 per cent., and exceeded the entire value of our imports of all classes of merchandise from foreign countries.

The exports of these products have risen from \$368,852,972 in 1872, to \$536,039,951 in 1878, and the capacity for their further increase would seem to be limited only by the demand therefor.

In connection with the increase of our exports, attention is invited to the decrease of our imports of merchandise from \$642,136,210 for 1873, when they reached their maximum, to \$437,051,532 for 1878—a decrease of \$205,084,678.

This decrease of imports consisted chiefly of manufactures of cotton, flax, and silk, of wool and manufactures of wool, and of iron and steel and manufactures thereof.

Of the latter, the importation of railroad-bars of iron and steel, decreased from 595,321 tons, in 1872, to 12 tons, in 1878; but their product in the United States increased from 2,958,141 tons, during the five years from 1867 to 1871, to 4,056,340 tons, during the five years from 1873 to 1877, and from this product has been supplied the demand for such bars necessary for the extension and renewal of railroads, of which there are in operation seventy-nine thousand miles.

#### ALASKA.

Amicable relations have, generally, been sustained between the Indians and whites in the Territory of Alaska during the past year. Some outrages have, however, occurred, and the collector of customs at Sitka states that bloody outbreaks may be apprehended at any time in consequence of the means now existing for producing intoxicating liquor, and from the lack of any organized government in the Territory.

It is recommended that authority be conferred upon this Department to prevent the shipment to that Territory of molasses, or other articles from which intoxicating liquors are ordinarily made. The condition of affairs there also demands the establishment of some form of government competent to restrain disorder, and insure the safety of the inhabitants. No expensive system is necessary; but the establishment of some supreme authority for the Territory would tend to encourage immigration, and insure protection to those who may go there. At present, the only officers exercising any authority on the main-land

XXXIV REPORT OF THE SECRETARY OF THE TREASURY.

are the collector of customs at Sitka, and his subordinates, and their authority is confined to the execution of the customs laws. There is but little customs business transacted in the Territory, and it is possible that the additional authority necessary might be wisely conferred upon these officers.

The Alaska Commercial Company, under its lease of the seal islands, has taken during the present season the maximum number of one hundred thousand skins allowed by law, upon which the tax due the Government is \$262,500, which, with the rental of \$55,000, will make a total revenue of \$317,500 derived from that source. The Alaska Commercial Company appears to have faithfully complied with all the conditions of its contract with the Government.

INTERNAL REVENUE.

The receipts from the several sources of taxation under the internal-revenue laws for the fiscal years ended, respectively, June 30, 1877, and June 30, 1878, are shown in the following tabular statement:

Sources.	1877.	1878.	Increase.	Decrease.
Spirits .....	\$57,469,429 72	\$50,420,815 80	.....	\$7,048,613 92
Tobacco .....	41,106,546 92	40,091,754 67	.....	1,014,792 25
Fermented liquors .....	9,480,789 17	9,937,051 78	\$456,262 61	.....
Banks and bankers .....	3,829,729 33	3,492,031 85	.....	337,697 48
Penalties, &c. ....	419,999 41	346,007 55	.....	73,991 86
Adhesive stamps .....	6,450,429 15	6,380,405 13	.....	70,024 02
Back taxes under re- pealed laws .....	238,260 55	429,658 71	191,398 16	.....
Total .....	118,995,184 25	111,097,725 49	647,660 77	8,545,119 53

The amount of collections exhibited in the foregoing table includes commissions on sales of stamps, paid in kind, as well as certain sums collected, but not deposited during their respective fiscal years. An apparent discrepancy is thus caused between the amounts of collections given in the table and those shown by the covering-warrants of the Treasury.

By comparing the internal revenue for the fiscal year terminated in June last, with that for the fiscal year ended June 30, 1877, it will be seen that there has been a decrease during the past year of nearly eight millions of dollars, and that of this amount upwards of seven millions arose in the collections on spirits, owing to causes which have been already adverted to.

The needs of the public service require that no reduction of internal-revenue taxes be made. The commodities from which the internal revenue is mostly collected, namely, spirits, tobacco, fermented liquors, and stamps, are those which properly bear the burden of the tax, and the present rates are, in the main, equitable and satisfactory; and to them the trade in those commodities has become adjusted. Any change in these rates, or agitation of change, disturbs the course of business, and is prejudicial both to dealers and the revenue. Stability in the rates of taxation is, in view of the present condition of the country, especially desirable.

The number of collectors is, at present, one hundred and twenty-six, (126.)

COMMERCE AND NAVIGATION.

The total tonnage of vessels of the United States is 4,212,764 tons, a decrease of 29,836 tons from that of the fiscal year ended June 30, 1877. The following table exhibits the total tonnage for the last two years:

	1877.		1878.	
	Vessels.	Tons.	Vessels.	Tons.
Registered, engaged in foreign trade .....	2,988	1,611,193	3,037	1,629,047
Enrolled and licensed, engaged in domestic commerce .....	22,398	2,631,407	22,227	2,583,717
Total .....	25,386	4,242,600	25,264	4,212,764

The decrease in the total tonnage is exhibited in the following table:

Increase.	No.	Tons.	Decrease.	No.	Tons.
Vessels built .....	1,258	235,504	Sold to foreigners .....	138	43,607
Wrecked and rebuilt...	1	185	Lost at sea .....	760	165,547
Balance—(Absolute decrease) .....	122	29,836	Abandoned .....	463	56,195
			Loss by readmeasurement and vessels not documented .....	20	176
	1,381	265,525		1,381	265,525

The tonnage of vessels built is about 33 per cent. in excess of that of last year.

By reference to the foregoing table, it will be seen that the excess of the losses of tonnage by wrecks, sales to foreigners, and other causes,

over the gains by building, amounts to 29,836 tons. On the other hand, the increase of tonnage in vessels built is about 30 per cent. over that of last year. But the number of vessels built includes only such as have been documented, and does not embrace vessels built and sold to foreigners without registration.

The vessels built during the year ended June 30, 1878, are classed as follows:

	Number.	Tonnage.
Sail-vessels .....	532	106,066.51
Steam-vessels .....	334	81,859.60
Enrolled canal-boats .....	19	1,908.50
Barges .....	373	45,668.96

The discrimination between boats and barges, not propelled by sail or steam, which arises from the operation of the act of April 18, 1874, still continues to exist, to the great embarrassment of the Department. Under the construction which it has been considered necessary to give to this statute, one class of barges, that are partially employed in the internal waters of a State, is exempt from enrolment and license, while other vessels of similar structure, employed exclusively on the navigable waters of the United States, are required to be enrolled and licensed.

This discrimination is pernicious, and should not be permitted to exist. But I see no practical remedy for it other than by restricting the issue of enrolments and licenses to vessels propelled by sail or steam. A bill to that effect has already received the favorable consideration of one branch of Congress.

The total number of entries of vessels into ports of the United States from foreign countries, as returned by the Bureau of Statistics, during the year ended June 30, 1878, was 30,796; of these entries, 10,594 were of American vessels; the total number of clearances foreign, during the same time, was 31,364; of this number, 10,872 were clearances of American vessels. Of the total tonnage thus entered, about 25 per cent. was American and 75 per cent. foreign; of the total number of clearances foreign, about 26 per cent. was American, and 74 per cent. foreign.

#### STEAMBOAT INSPECTION.

During the past year, there have been inspected 4,137 steam-vessels, of an aggregate tonnage of 1,017,432.03 tons, and licenses have been issued to 14,489 officers.

The total receipts from the inspection of vessels and licensing of officers amounted to \$272,703 85, and the total disbursements for sala-

ries and travelling and other expenses were \$216,249 65, leaving a surplus unexpended of \$56,454 20.

#### REVENUE MARINE.

The thirty-seven vessels of the Revenue Marine have cruised during the year an aggregate of 238,505 miles, and their officers have boarded and examined 31,096 vessels, of which 2,009 were found to have violated the law in some particular, and, accordingly, were reported to the proper authorities or seized. One hundred and ninety-two vessels wrecked or in distress, with an aggregate of nine hundred and twenty-six persons on board, have been assisted. The estimated value of property saved, consisting of these vessels and their cargoes, is about \$1,700,000. One hundred and forty-two persons have been saved from drowning.

The expenses of the service for the last fiscal year were \$844,001 70.

Under the law passed at the last session of Congress, fifteen officers of the Revenue Marine have been detailed for duty in connection with the Life-saving Service. In addition to these services such officers are required, whenever practicable, to perform their regular duties.

Special services have been rendered by the vessels of the Revenue Marine in assisting the United States Commissioner of Fish and Fisheries in the prosecution of his labors; in placing buoys and transporting supplies on the Pacific coast for the light-house establishment; in aiding the officers of the Government to recover timber wrongfully taken from the public reservations; and in conveying to the life-saving stations their supplies and outfits.

To maintain the public peace on the main-land and enforce the laws and regulations relative to the seal-fisheries and sea-otter hunting-grounds, two revenue steamers were detailed to cruise in the Alaska region the past season. One of them, the "Richard Rush," remained during the season in the region of the seal islands. The reports received from the commanders of these vessels show that their presence is effective in accomplishing the object sought. Mining operations upon the Stikene river are reported as active, and to have attracted to that locality a large number of miners.

The revenue-cutters which can be made available for service in Alaskan waters were not designed originally for such long voyages as this work requires, and are not well adapted to this cruising. Should Congress deem it advisable to continue such service, a vessel specially designed to perform the duty should be provided.

A few of the older vessels of the Revenue Marine will soon need extensive repairs. Some of them are provided with machinery of the old

patterns, and are expensive in the consumption of fuel. It is believed that to replace them with new vessels, of improved design, would be true economy.

The recommendation, contained in the last annual report, for an appropriation of \$25,000 to provide a new vessel for use in the shoal waters upon the Gulf coast, between Lake Pontchartrain and Mobile bay, is renewed.

#### LIFE-SAVING SERVICE.

The report of the General Superintendent of this service exhibits the usual gratifying results.

The statistics of the past year show that the cases of disaster have been more numerous and severe than during any year of the existence of the service. The number of disasters to vessels reported by the superintendents of the several districts during the fiscal year, is one hundred and sixty-nine. These vessels had on board one thousand six hundred and eleven persons, of whom two hundred and twenty-one were lost. Of this latter number, one hundred and eighty-three perished at the wrecks of the Huron and Metropolis. Three hundred and ninety shipwrecked persons were cared for at the stations, eight hundred and eighteen days of succor being afforded them. The value of property involved was \$2,622,335, of which \$1,094,975 was saved, and \$1,527,360 lost, there having been fifty-nine instances of the total loss of vessels and cargoes. Five of the fatal disasters reported, occurred at seasons when the appropriations did not admit of the stations being open for service, and two at such distances from the stations as to prevent early and efficient assistance—conditions which had repeatedly been pointed out by the officer immediately in charge of the establishment, as defects calling for remedy, and likely to involve calamitous consequences. If allowance is made for the partial failure to save life in these cases, the mortuary record is smaller in proportion to the number of disasters and the number of lives imperilled than in any previous year since the enlargement of the field of the operations of the establishment under the legislation of 1874. In the seven disasters referred to, one hundred and ninety-seven persons perished, leaving the loss of life where the efforts of the service were not thus trammelled at twenty-four. The report of the General Superintendent gives in detail the circumstances attending the loss of all the lives referred to.

Since the passage of the act of June 18, 1878, providing for the extension and development of the service, measures for carrying into



effect this legislation have been pursued as rapidly as possible. Thirteen new stations have been erected, and most of them manned for service, upon the coasts of North Carolina and Virginia, and three upon the coasts of Delaware and Maryland, at points especially needing this protection. Sites have been selected for all the stations designated by the act on the sea and lake-coasts, with one exception, and titles for these have been secured except in one instance. The establishment of the contemplated stations upon the Gulf coast has been delayed by the prevalence of yellow fever at the South; but steps have been taken for the commencement of work early in the spring upon these, and the other stations authorized. The organization of the life-boat service upon the lakes has been placed upon a better footing than before, and this, together with the earlier opening of the stations for service at all points, has had the effect of saving many lives during the late autumnal storms, which would otherwise have been lost.

A corps of efficient keepers has been secured under the operation of the provision for the increase of their compensation, and they have been duly clothed with the powers of inspectors of customs, and have received such instructions as will enable them to perform satisfactorily their added duties in regard to the protection of the revenue and of private property. The recent examinations of the keepers and crews show that the detail of revenue-marine officers as assistant inspectors in the several districts, has resulted in their improvement in *personnel* and discipline.

The great good which this service has accomplished in recent years, and the marked progress which it is making, amply justify this extension of its powers and resources, and promise still greater usefulness in the future, corresponding to the aid it may receive from fostering legislation.

#### LIGHT-HOUSE ESTABLISHMENT.

During the last fiscal year, eight new light-houses, one hundred and fifty-one river-lights, one fog-signal, fifty-one day-beacons, and forty-seven buoys have been established, and one light-house, sixty-four river-lights, and two light-ships have been discontinued.

The total at the close of the year was six hundred and sixty light-houses, six hundred and thirty river-lights, twenty-two light-ships, fifty-five steam fog-signals, four hundred and seventy-one day-beacons, and three thousand and two buoys.

The board has commenced using the mineral oil in the smaller lights on the New England coast, and by the end of the year it is expected

that this oil will be used in all the lights of the fourth, fifth, and sixth orders located on land.

The Fowey Rocks light-house has been completed, and is now in operation. It gives the anticipated protection to shipping in the more dangerous part of the Florida reefs. When the light-house for American Shoal is completed, these reefs will be thoroughly lighted.

The lights on the western rivers give great satisfaction to all interested in the river commerce. They are economically and thoroughly kept. A new lantern has been introduced which protects the light from wind and rain, and at the same time lessens the obscuration.

The lighting of these rivers has now fairly passed through the stage of experiment, and may be considered as forming a part of the light-house system.

The Department, as well as the whole scientific world, has suffered a great loss by the death, during the past year, of Prof. Joseph Henry, chairman of the board. Rear-Admiral John Rodgers has been selected to fill the chair thus vacated.

#### COAST SURVEY.

An abstract of the report of the Superintendent, for the present year, shows that the work in its several branches has been advanced at upwards of one hundred localities on the Atlantic, Gulf of Mexico, and Pacific coast of the United States, and at geodetic points on land.

The results of this important national survey include, amongst many intricate details, the accurate marking on charts of the dangers that beset navigation, and of the soundings generally in our sea approaches, of all light-houses, buoys, sea-marks, and life-saving stations in true position, and the variation of the compass; and the giving of exact information respecting tides and currents, and of the position and aspect from the sea of objects that serve as aids to the mariner. Information respecting the variation of the compass, like all marine features represented on the charts, depends greatly upon field-work. The determination of the curves of equal compass variation for the use of mariners along the coast, can be well ascertained only by a combination of the results obtained by observations at sea and at stations in the interior of the country. So, also, coast lines for charts of considerable extent can be correctly traced only from inland points precisely known in relation to each other; and of these upwards of sixteen thousand have been finally determined in latitude and longitude. For present and future uses the positions are marked in the ground, and the locality of each is described in the records of the survey.

It will be readily seen that work for the coast development serves very important purposes in the interior. From that quarter calls are frequent for exact geographical positions on which future State surveys may be founded.

Much of the field-work involves computation requiring in the office the highest mathematical ability. From long-continued series the daily tides are computed at the office, and published a year in advance. In each year data of special importance for public uses are supplied from the computing division.

The coast topography, as far as completed, has been mapped on a scale sufficient for any purpose, not only of navigation, but for nearly all cases of engineering, and is represented by fourteen hundred and sixty sheets. The soundings are contained on thirteen hundred and eighty sheets. Many of the topographical and hydrographic sheets are yearly in request when local or harbor improvements are under consideration.

As heretofore, close relations are maintained between this and other branches of the public service, especially with the Navy, the Engineer department, and the Light-house Board.

The Coast-Survey office is the depository of the standard weights and measures of the United States. Copies there constructed have been supplied to many, and are being supplied to others, of the States and Territories, and to the custom-houses, as rapidly as the appropriation for the purpose will permit. The comparisons are made with the originals by methods which meet every requirement for exactness.

#### THE MARINE-HOSPITAL SERVICE.

The Surgeon-General of the Marine-hospital Service reports 18,223 sick and disabled seamen cared for during the year ended June 30, 1878—the number exceeding by 1,415 the largest number relieved in any previous year. As in the preceding year, there was again a small surplus of receipts over expenditures, as shown by the statement of the Register of the Treasury, the receipts covered into the Treasury being .....	\$369, 678 67
And the expenditures .....	365, 292 90
	<hr/>
Leaving unexpended.....	4, 385 77
	<hr/> <hr/>

On the basis of expenditures as here stated, the average *per capita* cost of the relief furnished was \$20 04, which is less by \$4 18 than the lowest average cost for any previous year, and \$18 37 less than the

average for 1870. At the same time the character of the relief furnished has steadily improved.

The national quarantine act, with the execution of which the Surgeon-General is charged, was passed so late in the last session of Congress that the appropriation necessary to carry out its provisions could not be made. Notwithstanding this fact, everything has been done under the act which could be accomplished without the expenditure of money.

By the aid of voluntary contributions, an investigation as to the cause of the yellow-fever epidemic of 1878 has been undertaken, under the direction of the Surgeon-General, by a commission of experts, whose report will be submitted to Congress. The attention of Congress is called to the expediency of requiring, by law, an examination of the officers of this service as a requisite to their appointment. The Secretary renews the recommendation several times made to that effect.

The metric system of weights and measures has been adopted for medical and pharmaceutical purposes in the service during the year. No embarrassment has resulted from its adoption.

#### PUBLIC BUILDINGS.

The report of the Supervising Architect shows a satisfactory progress in the construction of the public buildings. During the year, four buildings have been commenced, seven have been practically completed, and five others are so far advanced that they will be completed by spring—some of these latter considerably within the estimates and appropriations made therefor. In addition to the work of construction, necessary repairs have been made upon various public buildings under control of this Department, of which there are one hundred and thirty-four besides those in course of erection. Large vaults are being constructed for the storage of silver dollars at the sub-treasuries in New York, Philadelphia, and San Francisco, the aggregate cost of which will be about \$65,000.

The details pertaining to the rental of buildings and rooms for officers of customs, supervising and local inspectors of steam-vessels, and assistant treasurers, are under charge of the Supervising Architect, and he reports that the number of buildings and portions of buildings rented for these purposes is one hundred and eighty-eight, the aggregate rental of which is \$149,878 per annum.

#### OFFICIAL SERVICE.

In closing his annual report, the Secretary deems it proper to call attention to the great variety of jurisdiction imposed by law upon the


Treasury Department. Since its organization, by act approved September 2, 1789, it has been placed in charge of the commerce and navigation of the country; of a revenue marine, consisting of thirty-seven steam and sailing-vessels, engaged in the prevention of smuggling and the assistance of distressed and wrecked vessels; of the engraving, printing, and redemption of United States notes; of the collection of commercial and other statistics; and of the construction and custody of public buildings. It has also the exclusive supervision of the National Banks, of the Light-house Establishment, the Coast Survey, the Life-saving Service, and the Marine-hospital Service—together constituting a diversity of duties requiring the highest skill, learning, fidelity, and enterprise on the part of its officers. The laws relative to these matters have been supplemented by regulations and decisions, and all combined form an admirable system for the administration of the business of the Department. It will, accordingly, be seen that the collection and disbursement of public revenues, and the settlement of the accounts therefor, constitute a small part of the work of the Department, and it would seem proper that the persons performing duties so varied and important, should have a tenure of office terminable only for cause, as is the case in the army and navy, and that provision be made for increased pay as a reward for long-continued and faithful service.

The general conduct of the officers of this Department has been exemplary, and probably no service presents a better record of responsible trusts faithfully and honestly discharged.

The several reports of the heads of bureaus and divisions are herewith respectfully submitted.

JOHN SHERMAN,  
*Secretary of the Treasury.*


Hon. SAMUEL J. RANDALL,  
*Speaker of the House of Representatives.*



---

---

TABLES ACCOMPANYING THE REPORT.





REPORT OF THE SECRETARY OF THE TREASURY.

TABLE A.—Statement of the net receipts (by warrants) during the fiscal year ended June 30, 1878.

CUSTOMS.		
Quarter ended September 30, 1877 .....	\$33,983,531 56	
Quarter ended December 31, 1877 .....	30,101,914 65	
Quarter ended March 31, 1878 .....	32,024,169 69	
Quarter ended June 30, 1878 .....	30,161,034 30	
		\$130,170,680 20
SALES OF PUBLIC LANDS.		
Quarter ended September 30, 1877 .....	218,791 19	
Quarter ended December 31, 1877 .....	273,395 40	
Quarter ended March 31, 1878 .....	260,438 09	
Quarter ended June 30, 1878 .....	327,118 69	
		1,079,743 37
INTERNAL REVENUE.		
Quarter ended September 30, 1877 .....	28,393,382 58	
Quarter ended December 31, 1877 .....	28,292,128 10	
Quarter ended March 31, 1878 .....	23,603,274 34	
Quarter ended June 30, 1878 .....	30,292,839 72	
		110,581,624 74
TAX ON CIRCULATION, DEPOSITS, ETC., OF NATIONAL BANKS.		
Quarter ended September 30, 1877 .....	3,449,936 84	
Quarter ended December 31, 1877 .....	13,281 37	
Quarter ended March 31, 1878 .....	3,379,674 80	
Quarter ended June 30, 1878 .....	20,159 95	
		6,833,052 90
REPAYMENT OF INTEREST BY PACIFIC RAILROAD COMPANIES.		
Quarter ended September 30, 1877 .....	236,162 18	
Quarter ended December 31, 1877 .....	255,537 55	
Quarter ended March 31, 1878 .....	152,954 25	
Quarter ended June 30, 1878 .....	722,300 38	
		1,366,954 36
CUSTOMS FEES, FINES, PENALTIES, AND FORFEITURES.		
Quarter ended September 30, 1877 .....	295,340 32	
Quarter ended December 31, 1877 .....	252,042 02	
Quarter ended March 31, 1878 .....	245,682 50	
Quarter ended June 30, 1878 .....	253,799 52	
		1,046,864 33
FEES—CONSULAR, LETTERS-PATENT, AND LAND.		
Quarter ended September 30, 1877 .....	441,604 35	
Quarter ended December 31, 1877 .....	414,472 88	
Quarter ended March 31, 1878 .....	477,277 53	
Quarter ended June 30, 1878 .....	723,160 37	
		2,056,515 13
PROCEEDS OF SALES OF GOVERNMENT PROPERTY.		
Quarter ended September 30, 1877 .....	65,588 36	
Quarter ended December 31, 1877 .....	75,217 12	
Quarter ended March 31, 1878 .....	65,020 98	
Quarter ended June 30, 1878 .....	43,643 42	
		243,469 88
PREMIUM ON SALES OF COIN.		
Quarter ended September 30, 1877 .....	130,432 67	
Quarter ended December 31, 1877 .....	164,636 60	
Quarter ended March 31, 1878 .....	14,804 68	
Quarter ended June 30, 1878 .....	7,178 35	
		317,102 30
PROFITS ON COINAGE.		
Quarter ended September 30, 1877 .....	427,777 10	
Quarter ended December 31, 1877 .....	254,180 37	
Quarter ended March 31, 1878 .....	459,938 50	
Quarter ended June 30, 1878 .....	548,866 36	
		1,690,762 33
MISCELLANEOUS SOURCES.		
Quarter ended September 30, 1877 .....	895,022 67	
Quarter ended December 31, 1877 .....	366,458 05	
Quarter ended March 31, 1878 .....	530,733 66	
Quarter ended June 30, 1878 .....	548,894 69	
		2,341,109 07
Total ordinary receipts, exclusive of loans .....	257,763,878 70	
Excess of net receipts from loans over redemption .....	50,904,256 10	
Total net receipts .....	308,668,134 80	
Balance in Treasury June 30, 1877 .....	186,786,000 97	
Grand total .....	495,454,135 77	

TABLE B.—Statement of the net disbursements (by warrants) during the fiscal year ended June 30, 1878.

CIVIL.	
Congress .....	\$5,998,819 95
Executive .....	5,810,173 81
Judiciary .....	3,353,224 78
Government of Territories .....	186,045 90
Subtreasuries .....	333,922 46
Public land-offices .....	500,052 15
Inspection of steam vessels .....	216,249 65
Mint and assay-offices .....	152,834 46
<b>Total civil</b> .....	<b>\$16,551,323 10</b>
FOREIGN INTERCOURSE.	
Diplomatic salaries .....	353,721 07
Consular salaries .....	421,329 61
Contingencies of consulates .....	136,707 30
Relief and protection of American seamen .....	84,255 66
Rescuing American seamen from shipwreck .....	2,112 00
American and Spanish Claims Commission .....	9,278 32
Alabama Claims Commission .....	505 40
Tribunal of Arbitration at Geneva .....	47,446 16
Survey of boundary between United States and British Possessions .....	8,929 00
Prisons for American convicts .....	10,994 92
International Exhibition at Paris .....	130,000 00
Payment for lands ceded to Great Britain .....	28,073 50
Expenses under the neutrality act .....	2,950 00
International Penitentiary Congress at Stockholm .....	5,268 00
Awards under convention between the United States and New Grenada and Costa Rica .....	3,420 94
Contingent and miscellaneous .....	34,224 90
<b>Total foreign intercourse</b> .....	<b>1,229,216 78</b>
MISCELLANEOUS.	
Mint establishment .....	1,017,509 22
Coast Survey .....	560,753 68
Light-House establishment .....	1,401,365 52
Building and repairs of light-houses .....	792,525 96
Refunding excess of deposits for unascertained duties .....	1,391,927 35
Revenue-cutter service .....	843,999 70
Building revenue-cutters .....	11,939 24
Life-saving service .....	320,344 13
Custom-houses, court-houses, post-offices, &c .....	2,577,231 65
Furniture, fuel, &c., for public buildings under Treasury Department .....	351,295 40
Repairs and preservation of buildings under Treasury Department .....	235,772 49
Collecting customs revenue .....	5,826,974 32
Debiture and drawbacks under customs laws .....	3,719,582 78
Marine-hospital establishment .....	365,774 88
Compensation in lieu of moieties .....	20,720 21
Assessing and collecting internal revenue .....	3,280,162 22
Punishing violations of internal-revenue laws .....	80,439 96
Internal-revenue stamps, papers, and dies .....	439,745 54
Refunding duties erroneously or illegally collected .....	69,404 56
Internal-revenue allowances and drawbacks .....	37,552 43
Redemption of internal-revenue stamps .....	25,830 13
International Postal Congress at Paris .....	4,000 00
Deficiencies of revenue of Post-Office Department .....	5,753,394 02
Return of proceeds of captured and abandoned property .....	36,640 25
Expenses of national loan, salaries .....	376,908 44
Expenses refunding national debt .....	919,124 03
Expenses national currency .....	158,208 75
Suppressing counterfeiting and fraud .....	93,998 85
Contingent expenses Independent Treasury .....	49,655 59
Public buildings and grounds in Washington .....	187,773 72
Annual repairs of the Capitol .....	64,000 00
Improving and lighting Capitol grounds .....	182,133 70
State, War, and Navy Departments building .....	492,500 00
Columbian Institute for Deaf and Dumb .....	120,024 62
Government Hospital for the Insane .....	159,580 48
Charitable institutions in Washington .....	102,312 06
Metropolitan Police .....	150,523 00
Support and treatment of transient paupers .....	15,000 00
Survey of public lands .....	421,744 20
Repayments for lands erroneously sold .....	51,877 02
Five per cent. funds, &c., to States .....	10,082 97
Payments under relief acts .....	16,515 79
Expenses of board of health of District of Columbia .....	16,670 00
Southern Claims Commission .....	46,800 00
Reissuing of national currency .....	334,542 13
Postage .....	371,491 71
Expenses of District of Columbia .....	359,137 97
Interest on 3.65 bonds of District of Columbia .....	501,607 63
Expenses of Bureau of Engraving and Printing .....	271,689 64

TABLE B.—Statement of the net disbursements (by warrants), &amp;c.—Continued.

Purchase and management of Louisville and Portland Canal .....	\$71,910 00	
Vaults, safes, and locks for public buildings .....	25,067 00	
Smithsonian Institution .....	66,341 00	
Indemnity for swamp lands .....	11,091 79	
International exhibition .....	3,330 72	
Department of Agriculture .....	100,299 47	
Propagation, &c., of food-fishes .....	71,800 00	
Collecting statistics relating to commerce .....	11,990 26	
Patent Office .....	179,679 18	
Geological survey of Territories .....	97,998 75	
Deposits by individuals for surveys of public lands .....	60,058 49	
Expenses of Treasury investigating committee .....	13,159 50	
Defending suits and claims for seizure of contraband and abandoned property .....	27,936 97	
Miscellaneous items .....	28,414 56	
Total miscellaneous .....		\$35,397,163 63
INTERIOR DEPARTMENT.		
Indians .....	4,629,280 28	
Pensions .....	27,137,019 08	
Total Interior Department .....		31,766,299 36
MILITARY ESTABLISHMENT.		
Pay Department .....	10,689,355 86	
Commissary Department .....	2,663,992 04	
Quartermaster's Department .....	11,483,046 70	
Ordnance Department .....	1,060,982 32	
Medical Department .....	341,624 46	
Military Academy .....	59,801 43	
Expenses of recruiting .....	51,077 69	
Contingencies .....	28,131 72	
Signal Service .....	310,402 11	
Expenses of military convicts .....	50,924 64	
Reimbursing States for raising volunteers .....	99,776 06	
Claims of loyal citizens for supplies .....	1,803 00	
Payments under relief acts .....	2,483 03	
Fort and fortifications .....	162,142 16	
Improvements of rivers and harbors .....	3,732,212 14	
Publishing of the official records of the rebellion .....	25,000 00	
Exploration and survey of the Territories west of the one hundredth meridian .....	37,000 00	
Horses and other property lost in service .....	1,328 74	
Support of Soldiers' Home .....	122,052 12	
Support of National Home for Disabled Volunteers .....	867,198 40	
Claims for quartermasters' and commissary stores .....	301,772 76	
Survey of Union and Central Pacific railways .....	22,497 68	
Construction of military posts .....	49,999 66	
Miscellaneous .....	7,483 38	
	32,172,088 10	
Less excess of repayments .....	17,940 25	
Total military establishment .....		32,154,147 85
NAVAL ESTABLISHMENT.		
Pay and contingencies of the Navy .....	8,795,427 64	
Marine Corps .....	821,225 62	
Navigation .....	378,874 40	
Ordnance .....	295,012 07	
Provisions and Clothing .....	1,107,546 55	
Medicine and Surgery .....	78,351 36	
Equipment and Recruiting .....	770,611 43	
Construction and Repair .....	2,364,740 87	
Steam-Engineering .....	2,002,014 46	
Yards and Docks .....	972,975 13	
Payments under relief acts .....	16,057 44	
Erection of the naval monument .....	16,695 67	
Relief of sufferers by wreck of United States steamer Huron .....	62,650 29	
Navy pension fund .....	75,800 12	
Miscellaneous .....	32,908 74	
	17,790,891 79	
Less excess of repayments .....	425,590 42	
Total naval establishment .....		17,365,301 37
Interest on the public debt .....		102,500,874 65
Total net ordinary expenditures .....		236,964,326 80
Balance in Treasury June 30, 1878 .....		258,489,808 97
Total .....		495,454,135 77

## REPORT OF THE SECRETARY OF THE TREASURY.

TABLE C.—Statement of the issue and redemption of loans and Treasury notes (by warrants) for the fiscal year ended June 30, 1878.

Character of loans.	Issues.	Redemptions.	Excess of issues.	Excess of redemptions.
Old debt-interest account .....		\$244 33		\$244 33
Coin-certificates, act of March 3, 1863 ..	\$50,342,400 00	47,548,000 00	\$2,794,400 00	.....
Legal-tender notes, acts of February 25, 1862, July 11, 1862, January 7, and March 3, 1863 .....	67,275,951 00	80,359,267 00	.....	13,083,316 00
Fractional currency, acts of July 17, 1862, March 3, 1863, and June 30, 1864 ..	.....	3,855,368 57	.....	3,855,368 57
Certificates of deposit, act of June 8, 1872 .....	86,650,000 00	94,855,000 00	.....	8,205,000 00
Old demand notes, acts of July 17 and August 5, 1861, and July 12, 1862 .....	.....	1,065 00	.....	1,665 00
One-year notes of 1863, act of March 3, 1863 .....	.....	3,890 00	.....	3,890 00
Two-year notes of 1863, act of March 3, 1863 .....	.....	1,350 00	.....	1,350 00
Compound-interest notes, acts of March 3, 1863, and June 30, 1864 .....	.....	21,710 00	.....	21,710 00
Seven-thirties of 1864 and 1865, acts of June 30, 1864, and March 3, 1865 .....	.....	7,400 00	.....	7,400 00
Five-twenties of 1862, act of February 25, 1862 .....	.....	131,650 00	.....	131,650 00
Five-twenties of June, 1864, act of June 30, 1864 .....	.....	111,650 00	.....	111,650 00
Five-twenties of 1865, act of March 3, 1865 .....	.....	34,934,550 00	.....	34,934,550 00
Consols of 1865, act of March 3, 1865 ..	.....	91,830,750 00	.....	91,830,750 00
Consols of 1867, act of March 3, 1865 ..	250 00	5,700 00	.....	5,450 00
Consols of 1868, act of March 3, 1865 ..	.....	8,500 00	.....	8,500 00
Treasury notes of 1857, act of December 23, 1857 .....	.....	100 00	.....	100 00
Seven-thirties of 1861, act of July 17, 1861 .....	.....	50 00	.....	50 00
Bounty-land scrip, act of February 11, 1847 .....	.....	100 00	.....	100 00
Funded loan of 1891, acts of July 14, 1870, July 20, 1871, and January 14, 1875 .....	100,000,000 00	.....	100,000,000 00	.....
Funded loan of 1907, acts of July 14, 1870, July 20, 1871, and January 14, 1875 .....	98,850,000 00	.....	98,850,000 00	.....
Silver-certificates, act of February 28, 1878 .....	1,462,600 00	.....	1,462,600 00	.....
<b>Total</b> .....	<b>404,581,201 00</b>	<b>353,676,944 90</b>	<b>203,107,000 00</b>	<b>152,202,743 90</b>
Excess of issues .....	.....	.....	203,107,000 00	.....
Excess of redemptions .....	.....	.....	152,202,743 90	.....
Net excess of issues charged in receipts and expenditures .....	.....	.....	50,904,256 10	.....

TABLE D.—Statement of the net receipts and disbursements (by warrants) for the quarter ended September 30, 1878.

RECEIPTS.	
Customs .....	\$38,868,268 10
Sales of public lands .....	260,765 63
Internal revenue .....	28,572,144 46
Tax on circulation, deposits, &c., of national banks .....	3,368,519 03
Repayment of interest by Pacific Railway Companies .....	397,737 10
Customs, fees, fines, penalties, and forfeitures .....	244,833 93
Consular, letters-patent, homestead, and land fees .....	508,890 76
Proceeds of sales of government property .....	41,127 51
Premium on sales of coin .....	5,441 23
Profits on coinage .....	71,968 31
Miscellaneous .....	1,060,027 37
<b>Total net ordinary receipts .....</b>	<b>73,399,723 43</b>
Issues of loans in excess of redemptions .....	27,005,543 31
Balance in Treasury June 30, 1878 .....	258,489,808 97
<b>Total .....</b>	<b>358,895,075 71</b>
DISBURSEMENTS.	
Customs .....	4,667,608 36
Internal revenue .....	989,088 15
Diplomatic service .....	483,092 87
Judiciary .....	889,886 90
Interior (civil) .....	882,308 08
Treasury proper .....	7,049,095 62
Quarterly salaries .....	83,489 64
<b>Total civil and miscellaneous .....</b>	<b>15,044,519 62</b>
Indians .....	1,750,517 25
Pensions .....	7,802,465 63
Military establishment .....	10,258,900 87
Naval establishment .....	4,520,742 84
Interest on public debt .....	33,967,427 06
<b>Total net ordinary disbursements .....</b>	<b>73,344,573 27</b>
Balance in the Treasury September 30, 1878 .....	285,550,502 44
<b>Total .....</b>	<b>358,895,075 71</b>

TABLE E.—Statement of outstanding principal of the public debt of the United States on the 1st of January of each year from 1791 to 1843, inclusive, and on the 1st of July of each year from 1844 to 1878, inclusive.

Year.	Amount.
Jan. 1, 1791.....	\$75,468,476 52
1792.....	77,227,924 66
1793.....	80,352,634 04
1794.....	78,427,404 77
1795.....	80,747,587 39
1796.....	83,762,172 07
1797.....	82,064,479 33
1798.....	79,228,529 12
1799.....	78,408,669 77
1800.....	82,976,294 35
1801.....	83,038,050 80
1802.....	80,712,632 25
1803.....	77,054,686 30
1804.....	86,427,120 88
1805.....	82,812,150 50
1806.....	75,723,270 66
1807.....	69,218,398 64
1808.....	65,196,317 97
1809.....	57,023,192 09
1810.....	58,173,217 52
1811.....	48,005,587 76
1812.....	45,209,737 90
1813.....	55,962,827 57
1814.....	81,487,846 24
1815.....	99,833,660 15
1816.....	127,334,933 74
1817.....	123,491,965 16
1818.....	103,466,633 83
1819.....	95,529,648 28
1820.....	91,015,566 15
1821.....	89,987,427 66
1822.....	93,546,676 98
1823.....	90,875,877 28
1824.....	90,269,777 77
1825.....	83,788,432 71
1826.....	81,054,059 99
1827.....	73,987,357 20
1828.....	67,475,043 87
1829.....	58,421,413 67
1830.....	48,565,406 50
1831.....	39,123,191 68
1832.....	24,322,235 18
1833.....	7,001,698 93
1834.....	4,760,082 02
1835.....	37,733 05
1836.....	37,513 05
1837.....	236,957 83
1838.....	3,308,124 07
1839.....	10,434,221 14
1840.....	3,573,343 82
1841.....	5,250,875 54
1842.....	13,594,480 73
1843.....	20,601,226 28
July 1, 1843.....	32,742,922 00
1844.....	23,461,652 50
1845.....	15,925,303 01
1846.....	15,550,202 97
1847.....	38,826,534 77
1848.....	47,044,862 23
1849.....	63,061,858 69
1850.....	63,452,773 55
1851.....	68,304,796 02
1852.....	66,189,341 71
1853.....	59,803,117 70
1854.....	42,242,222 42
1855.....	35,586,956 56
1856.....	31,872,537 90
1857.....	28,699,831 85
1858.....	44,911,881 03
1859.....	58,496,837 88
1860.....	64,842,287 88
1861.....	90,580,873 72
1862.....	524,176,412 13
1863.....	1,119,772,138 63
1864.....	1,815,784,370 57
1865.....	2,680,647,869 74
1866.....	2,773,236,173 69
1867.....	2,678,126,103 87
1868.....	2,611,687,851 19

TABLE E.—Statement of outstanding principal of the public debt, &amp;c.—Continued.

Year.	Amount.
July 1, 1869.....	\$2,588,452,219 84
1870.....	2,480,672,427 81
1871.....	2,353,211,332 32
1872.....	2,253,251,328 78
1873.....	*2,234,482,993 20
1874.....	*2,251,690,468 43
1875.....	*2,232,284,531 95
1876.....	*2,180,395,067 15
1877.....	*2,205,301,392 10
1878.....	*2,256,205,892 53

\* In the amount here stated as the outstanding principal of the public debt are included the certificates of deposit outstanding on the 30th of June, issued under act of June 8, 1872, amounting to \$31,730,000, in 1873; \$58,760,000, in 1874; \$53,415,000, in 1875; \$32,840,000, in 1876; \$54,960,000, in 1877, and \$46,755,000, in 1878, for which a like amount in United States notes was on special deposit in the Treasury for their redemption, and added to the cash balance in the Treasury. These certificates, as a matter of accounts, are treated as a part of the public debt, but, being offset by notes held on deposit for their redemption, should properly be deducted from the principal of the public debt in making comparison with former years.

*Statement of the principal of the public debt, including accrued interest thereon, less cash in the Treasury on the 1st day of July of each year, from July 1, 1869, to July 1, 1878, compiled from the published monthly debt-statements of those dates.*

Year.	Outstanding principal.	Accrued interest.	Cash in the Treasury.	Debt less cash in the Treasury.
July 1, 1869.....	*\$2,597,722,983 37	\$47,447,310 79	\$156,167,813 58	\$2,489,002,480 58
1870.....	*2,601,675,127 83	50,607,556 52	265,924,084 61	2,386,358,599 74
1871.....	2,353,211,332 32	45,036,766 23	106,217,263 65	2,292,030,834 90
1872.....	2,253,251,328 78	41,705,813 27	103,470,798 43	2,191,486,343 62
1873.....	2,234,482,993 20	42,356,652 82	129,020,932 45	2,147,818,713 57
1874.....	2,251,690,468 43	38,939,087 47	147,541,314 74	2,143,088,241 16
1875.....	2,232,284,531 95	38,647,556 19	142,243,361 82	2,128,688,726 32
1876.....	2,180,395,067 15	38,514,004 54	119,469,726 70	2,099,439,344 99
1877.....	2,205,301,392 10	40,882,791 89	186,025,960 73	2,060,158,223 26
1878.....	2,256,205,892 53	36,404,551 37	256,823,612 08	2,035,786,831 82

\* It will be noticed that there is a difference in the amounts represented by these two statements as the principal of the debt July 1, 1869, and July 1, 1870. This difference is explained thus: In the principal of the debt as shown by the monthly debt-statements of those dates, the bonds purchased for the sinking-fund and paid for from money in the Treasury, were included as a part of the outstanding debt and were also treated in the cash as a cash item, or asset, for the reason that at that time there was no authority of law for deducting them from the outstanding debt. Congress, by the sixth section of the act of July 14, 1870, directed that these bonds should be canceled and destroyed and deducted from the amount of each class of the outstanding debt to which they respectively belonged, and such deductions were accordingly made on the books of the department and in the table of the debt in the annual report.

TABLE F.—Statement of the receipts of the United States from March 4, 1739, to June

Year.	Balance in the Treasury at commencement of year.	Customs.	Internal revenue.	Direct tax.	Public lands.	Miscellaneous.
1791		\$4,399,473 09				\$10,478 10
1792	\$973,905 75	3,443,070 85	\$208,942 81			9,918 65
1793	783,444 51	4,255,306 56	337,705 70			21,410 88
1794	753,061 09	4,801,065 28	274,089 62			53,277 97
1795	1,151,924 17	5,588,461 26	337,755 36			28,317 97
1796	516,442 61	6,567,987 94	475,289 60		\$4,836 13	1,169,415 98
1797	888,995 42	7,549,649 65	575,491 45		83,540 60	809,139 29
1798	1,021,899 04	7,106,061 93	644,357 95		11,963 11	58,192 81
1799	617,451 43	6,610,449 31	779,136 44			86,867 56
1800	2,161,867 77	9,080,932 73	809,396 55	\$734,223 97	443 75	152,712 10
1801	2,623,311 99	10,750,778 93	1,048,033 43	534,343 38	167,726 06	345,649 15
1802	3,295,391 00	12,438,235 74	621,898 89	206,565 44	188,628 02	1,500,505 86
1803	5,020,697 64	10,479,417 61	215,179 69	71,879 20	165,675 69	131,945 44
1804	4,825,811 60	11,098,565 33	50,941 29	50,198 44	487,526 79	139,075 53
1805	4,037,005 26	12,936,487 04	21,747 15	21,882 91	540,193 80	40,382 30
1806	3,999,388 99	14,667,698 17	20,101 45	55,763 86	765,245 73	51,121 86
1807	4,538,123 80	15,845,521 61	13,051 40	34,732 56	466,163 27	88,550 42
1808	9,643,850 07	16,363,550 58	8,190 23	19,159 21	647,939 06	21,822 85
1809	9,941,809 96	7,257,506 62	4,034 29	7,517 31	442,252 33	62,162 57
1810	3,848,056 78	8,583,309 31	7,430 63	12,448 68	696,548 82	84,476 84
1811	2,672,276 57	13,313,222 73	2,295 95	7,666 66	1,040,237 53	59,211 22
1812	3,502,305 80	8,958,777 53	4,903 06	859 22	710,427 78	126,165 17
1813	3,862,217 41	13,224,623 25	4,755 04	3,805 52	835,655 14	271,571 00
1814	5,196,542 00	5,998,727 08	1,662,984 82	2,219,497 36	1,335,971 09	164,399 81
1815	1,727,848 63	7,282,942 22	4,678,059 07	2,162,473 41	1,287,958 23	285,282 84
1816	13,106,592 88	36,306,874 88	5,124,708 31	4,253,633 09	1,717,985 03	273,782 35
1817	22,033,519 19	26,283,348 49	2,678,100 77	1,834,187 04	1,991,226 06	109,761 08
1818	14,989,465 48	17,176,385 00	955,270 20	264,333 36	2,606,564 77	57,617 71
1819	1,478,526 74	20,283,608 76	229,593 63	83,650 78	3,274,422 78	57,098 42
1820	2,079,992 38	15,005,612 15	106,260 53	31,586 82	1,635,871 61	61,338 44
1821	1,198,461 21	13,004,447 15	69,027 63	29,349 05	1,212,966 46	152,589 43
1822	1,681,592 24	17,589,761 94	67,665 71	20,981 56	1,803,581 54	452,957 19
1823	4,237,427 55	19,088,433 44	34,242 17	10,337 71	916,523 10	141,129 84
1824	9,463,922 81	17,878,325 71	34,663 37	6,201 96	984,418 15	127,603 60
1825	1,946,597 13	20,098,713 45	25,771 35	2,330 85	1,216,090 56	130,451 81
1826	5,201,650 43	23,341,331 77	21,589 93	6,638 76	1,393,785 09	94,588 66
1827	6,958,686 18	19,712,283 29	19,885 68	2,626 90	1,495,845 26	1,315,722 83
1828	6,668,286 10	23,205,523 64	17,451 54	2,218 81	1,018,308 75	65,126 49
1829	5,972,435 81	22,681,965 91	14,502 74	11,335 05	1,517,175 13	112,648 55
1830	5,755,704 79	21,922,391 39	12,160 62	16,980 59	2,329,356 14	73,227 77
1831	6,014,539 75	24,224,441 77	6,933 51	10,506 01	3,210,815 48	584,124 05
1832	4,502,914 45	28,465,237 24	11,630 65	6,791 13	2,623,381 03	270,410 61
1833	2,011,777 55	29,032,508 91	2,759 00	394 12	3,967,682 55	470,096 67
1834	11,702,905 31	16,214,957 15	4,196 09	19 80	4,857,600 69	490,812 32
1835	8,892,858 42	19,391,310 59	10,459 48	4,263 33	14,757,600 75	759,972 13
1836	26,749,803 96	23,409,940 53	370 00	728 79	24,877,179 86	2,245,902 23
1837	46,708,436 00	11,169,290 39	5,493 84	1,687 70	6,776,236 52	7,001,444 59
1838	37,327,252 69	16,158,800 36	2,467 27		3,730,945 66	6,410,348 45
1839	36,891,196 94	23,137,924 81	2,553 32	755 22	7,361,576 40	979,939 86
1840	33,157,503 68	13,499,502 17	1,682 25		3,411,818 63	2,567,112 28
1841	29,963,163 46	14,487,216 74	3,261 36		1,365,627 42	1,004,054 75
1842	28,685,111 08	18,187,908 76	495 00		1,335,797 52	451,995 97
1843*	30,521,979 44	7,046,843 91	103 25		898,158 18	285,995 92
1844	39,186,284 74	26,183,570 94	1,777 34		2,059,939 80	1,075,419 70
1845	36,742,829 62	27,528,112 70	8,517 12		2,077,022 30	361,453 68
1846	36,194,274 81	26,712,667 87	2,897 26		2,694,452 48	289,950 13
1847	38,261,959 65	23,747,804 66	375 00		2,498,355 20	220,808 30
1848	33,079,276 43	31,757,070 96	375 00		3,328,642 56	612,610 69
1849	29,416,612 45	28,346,738 82			1,688,959 55	685,379 13
1850	32,827,082 69	39,668,686 42			1,859,894 25	2,064,308 21
1851	35,871,753 81	49,017,567 92			2,352,305 30	1,185,166 11
1852	40,158,353 25	47,339,326 62			2,043,239 58	464,249 40
1853	43,338,860 02	58,931,865 52			1,667,084 99	988,081 17
1854	50,261,901 09	64,224,190 27			8,470,798 39	1,105,352 74
1855	48,591,073 41	53,025,794 21			11,497,049 07	827,731 40
1856	47,777,672 13	64,022,863 50			8,917,644 93	1,116,190 81
1857	49,108,229 80	63,875,905 05			3,829,486 64	1,259,920 88
1858	46,802,855 00	41,789,620 96			8,513,715 87	1,352,029 13
1859	35,113,334 22	49,565,824 38			1,756,687 30	1,454,596 24
1860	33,193,248 60	53,187,511 87			1,778,557 71	1,088,530 25
1861	32,979,530 78	39,582,125 64			1,870,658 54	1,023,515 31
1862	30,963,857 83	49,056,397 62		1,795,331 73	152,203 77	915,327 97
1863	46,965,304 87	69,059,642 40	37,640,787 95	1,485,103 61	167,617 17	3,741,794 38
1864	36,523,046 13	102,316,152 99	109,741,134 10	475,648 96	588,333 29	30,291,701 86
1865	184,433,738 44	84,928,260 60	209,464,215 25	1,200,573 03	996,553 31	25,441,556 00

\* For the half-year from Jan



REPORT OF THE SECRETARY OF THE TREASURY.

30, 1878, by calendar years to 1843 and by fiscal years (ended June 30) from that time.

Year.	Dividends.	Net ordinary receipts.	Interest.	Premiums.	Receipts from loans and Treasury notes.	Gross receipts.	Unavailable.
1791		\$4,409,951 19			\$361,391 34	\$4,771,342 53	
1792	\$8,028 00	3,669,960 31			5,102,498 45	8,772,458 76	
1793	38,500 00	4,652,923 14			1,797,272 01	6,450,195 15	
1794	393,472 00	5,451,904 87			4,007,950 78	9,439,855 65	
1795	190,000 00	6,114,534 59	\$4,800 00		3,396,424 00	9,515,758 59	
1796	160,000 00	8,377,529 65	42,800 00		320,000 00	8,740,329 65	
1797	80,960 00	8,688,780 99			70,000 00	8,758,780 99	
1798	79,920 00	7,900,495 80	78,675 00		200,000 00	8,179,170 80	
1799	71,040 00	7,546,813 31			5,000,000 00	12,546,813 31	
1800	71,040 00	10,848,749 10			1,565,229 24	12,413,978 34	
1801	88,800 00	12,935,330 95	10,125 00			12,945,455 95	
1802	39,960 00	14,995,793 95				14,995,793 95	
1803		11,064,097 63				11,064,097 63	
1804		11,826,307 38				11,826,307 38	
1805		13,560,693 20				13,560,693 20	
1806		15,559,931 07				15,559,931 07	
1807		16,398,019 26				16,398,019 26	
1808		17,060,661 93				17,060,661 93	
1809		7,773,473 12				7,773,473 12	
1810		9,384,214 28			2,750,000 00	12,134,214 28	
1811		14,422,634 09				14,422,634 09	
1812		9,801,132 76			12,837,900 00	22,639,032 76	
1813		14,340,409 95	300 00		26,184,135 00	40,524,844 95	
1814		11,181,625 16	85 79		23,377,826 00	34,559,536 95	
1815		15,696,916 82	11,541 74	\$32,107 64	35,220,671 40	50,961,237 60	
1816		47,676,985 66	68,665 16	686 09	9,425,084 91	57,171,421 82	
1817	202,426 30	33,099,049 74	267,819 14		496,723 45	33,833,592 33	
1818	525,000 00	21,585,171 04	412 62		8,353 00	21,593,936 66	
1819	675,000 00	24,603,374 37			2,291 00	24,605,665 37	
1820	1,000,000 00	17,840,669 55		40,000 00	3,000,824 13	20,881,493 68	
1821	105,000 00	14,573,379 72			5,000,324 00	19,573,703 72	
1822	297,500 00	20,232,427 94				20,232,427 94	
1823	350,000 00	20,540,666 26				20,540,666 26	
1824	350,000 00	19,381,212 79			5,000,000 00	24,381,212 79	
1825	367,500 00	21,840,858 02			5,000,000 00	26,840,858 02	
1826	402,500 00	25,260,434 21				25,260,434 21	
1827	420,000 00	22,966,363 96				22,966,363 96	
1828	455,000 00	24,763,629 23				24,763,629 23	
1829	490,000 00	24,827,627 38				24,827,627 38	
1830	490,000 90	24,844,116 51				24,844,116 51	
1831	490,000 00	28,526,820 82				28,526,820 82	
1832	490,000 00	31,867,450 66				31,867,450 66	\$1,889 50
1833	474,985 00	33,948,426 25				33,948,426 25	
1834	234,349 50	21,791,935 55				21,791,935 55	
1835	506,480 82	35,430,087 10				35,430,087 10	
1836	292,674 67	50,826,796 08				50,826,796 08	
1837		24,954,153 04			2,992,989 15	27,947,142 19	63,288 35
1838		26,302,561 74			12,716,820 86	39,019,382 60	
1839		31,482,749 61			3,857,276 21	35,340,025 82	1,458,782 93
1840		19,480,115 33			5,589,547 51	25,069,662 84	37,469 25
1841		16,860,160 27			13,669,317 38	30,519,477 65	
1842		19,976,197 25			14,808,735 64	34,784,932 89	11,188 00
1843		8,231,001 26		71,700 83	12,479,708 36	20,782,410 45	
1844		29,320,707 78		666 60	1,877,181 35	31,198,555 73	
1845		29,970,105 80				29,970,105 80	28,251 90
1846		29,699,967 74				29,699,967 74	
1847		26,467,403 16		28,365 91	28,872,399 45	55,368,168 52	30,000 00
1848		35,698,699 21		37,080 00	21,256,700 00	56,992,479 21	
1849		30,721,077 50		487,065 48	28,588,750 00	59,796,892 98	
1850		43,592,888 88		10,550 00	4,045,950 00	47,649,388 88	
1851		52,555,039 33		4,264 92	203,400 00	52,762,704 25	
1852		49,846,815 60			46,300 00	49,893,115 60	
1853		61,587,031 68		22 50	16,350 00	61,603,404 18	103,301 37
1854		73,800,341 40			2,001 67	73,802,343 07	
1855		65,350,574 68			800 00	65,351,374 68	
1856		74,056,699 24			200 00	74,056,899 24	
1857		68,965,312 57			3,900 00	68,969,212 57	
1858		46,655,365 96			23,717,300 00	70,372,665 96	
1859		52,777,107 92		709,357 72	28,287,500 00	81,773,965 64	15,408 34
1860		56,054,599 83		10,008 00	20,776,800 00	76,841,407 83	
1861		41,476,299 49		33,630 90	41,861,709 74	83,371,640 13	
1862		51,919,261 09		68,400 00	529,692,460 50	581,680,121 59	11,110 81
1863		112,094,945 51		602,345 44	776,682,361 57	889,379,652 52	6,001 01
1864		243,412,971 20		21,174,101 01	1,128,873,945 36	1,393,461,017 57	9,210 40
1865		322,031,158 19		11,683,446 89	1,472,224,740 85	1,805,939,345 93	6,095 11

uary 1, 1843, to June 30, 1843.

TABLE F.—Statement of the receipts of the United States

Year.	Balance in the Treasury at commencement of year.	Customs.	Internal revenue.	Direct tax.	Public lands.	Miscellaneous.
1866	\$93,993,657 89	\$179,046,651 58	\$309,226,813 42	\$1,974,754 12	\$665,031 03	\$29,036,314 23
1867	160,817,099 73	176,417,810 88	266,027,537 43	4,200,233 70	1,163,575 76	15,037,522 15
1868	198,076,537 09	164,464,599 56	191,087,589 41	1,788,145 85	1,348,715 41	17,745,403 59
1869	158,936,082 87	180,048,426 63	153,356,460 86	765,685 61	4,020,344 34	13,997,338 65
1870	183,781,985 76	194,538,374 44	184,899,756 49	229,102 88	3,350,481 76	12,942,118 30
1871	177,604,116 51	206,270,408 05	143,098,153 63	580,355 37	2,388,646 68	22,093,541 21
1872	198,019,122 15	216,370,286 77	130,642,177 72	.....	2,575,714 19	15,106,051 23
1873	194,666,001 85	188,089,522 70	113,729,314 14	315,254 51	2,882,312 38	17,161,270 05
1874	159,293,673 41	163,103,833 69	102,409,784 90	.....	1,852,428 93	32,575,043 32
1875	178,833,339 54	157,167,722 35	110,007,493 58	.....	1,413,640 17	15,431,915 31
1876	172,804,061 32	148,071,984 61	116,700,732 03	93,798 80	1,129,466 95	24,070,602 31
1877	149,909,377 21	130,956,493 07	118,630,407 83	.....	976,253 68	30,437,487 42
1878	214,887,645 88	130,170,680 20	110,581,624 74	.....	1,079,743 37	15,614,728 09
.....	.....	4,115,191,314 10	2,434,521,996 27	27,648,725 73	203,623,031 75	370,864,137 52

\* Amounts heretofore credited to the Treasurer as una

from March 4, 1789, to June 30, 1878, &c.—Continued.

Year.	Dividends.	Net ordinary receipts.	Interest.	Premiums.	Receipts from loans and Treasury notes.	Gross receipts.	Unavailable.
1866		\$519,949,564 38		\$38,083,055 68	\$712,851,553 05	\$1,270,884,173 11	\$172,094 29
1867		462,846,679 92		27,787,330 35	640,426,910 29	1,131,060,920 56	721,827 93
							2,675,918 19
1868		376,434,453 82		29,203,629 50	625,111,433 20	1,030,749,516 52	
1869		357,188,256 09		13,753,491 12	238,678,081 06	609,621,828 27	*2,070 73
1870		395,959,833 87		15,295,643 76	285,474,496 00	696,729,973 63	
1871		374,431,104 94		8,892,839 95	268,768,523 47	652,092,468 36	*3,396 18
1872		364,394,229 91		9,412,637 65	305,047,054 00	679,153,921 56	*18,228 35
1873		322,177,673 78		11,560,530 89	214,931,017 00	548,669,221 67	*3,047 80
1874		299,941,090 84		5,037,665 22	439,272,535 46	744,251,291 52	12,691 40
1875		284,020,771 41		3,979,279 69	387,971,556 00	675,971,607 10	
1876		290,066,584 70		4,029,280 58	397,455,808 00	691,551,673 28	
1877		281,000,642 00		405,776 58	348,871,749 00	630,278,167 58	
1878		257,446,776 40		317,102 30	404,581,201 00	662,345,079 70	
...	9,720,136 29	7,161,569,341 66	485,224 45	202,754,063 20	9,592,671,961 84	16,957,480,591 15	2,661,866 53

available, and since recovered and charged to his account.

TABLE G.—Statement of the expenditures of the United States from March 4, 1789, to June

Year.	War.	Navy.	Indians.	Pensions.	Miscellaneous.
1791	\$632,804 03	-----	\$27,000 00	\$175,813 88	\$1,083,971 61
1792	1,100,702 09	-----	13,648 85	109,243 15	4,672,664 38
1793	1,130,249 08	-----	27,282 83	80,087 81	511,451 01
1794	2,639,097 59	\$61,408 97	13,042 46	81,399 24	750,350 74
1795	2,480,910 13	410,562 03	23,475 68	68,673 22	1,378,920 66
1796	1,260,263 84	274,784 04	113,563 98	100,843 71	801,847 58
1797	1,039,402 46	382,631 89	62,396 58	92,256 97	1,259,422 62
1798	2,009,522 30	1,381,347 76	16,470 09	104,845 33	1,139,524 94
1799	2,466,946 98	2,858,081 84	20,302 19	95,444 03	1,039,391 68
1800	2,560,878 77	3,448,716 03	31 22	64,130 73	1,337,613 22
1801	1,672,944 08	2,111,424 00	9,000 00	73,533 37	1,114,768 45
1802	1,179,148 25	915,561 87	94,000 00	85,440 39	1,462,929 40
1803	822,055 85	1,215,230 53	60,000 00	62,902 10	1,842,635 76
1804	875,423 93	1,189,832 75	116,500 00	80,092 80	2,191,009 43
1805	712,781 28	1,597,500 00	196,500 00	81,854 59	3,768,598 75
1806	1,224,355 38	1,649,641 44	234,200 00	81,875 53	2,890,137 01
1807	1,288,685 91	1,722,064 47	205,425 00	70,500 00	1,697,897 51
1808	2,900,834 40	1,884,067 80	213,575 00	82,576 04	1,423,285 61
1809	3,345,772 17	2,427,758 80	337,503 84	87,833 54	1,215,803 79
1810	2,294,323 94	1,654,244 20	177,625 00	83,744 16	1,101,144 98
1811	2,032,828 19	1,965,566 39	151,875 00	75,043 88	1,367,291 40
1812	11,817,798 24	3,959,365 15	277,845 00	91,902 10	1,683,088 21
1813	19,652,013 02	6,446,600 10	167,358 28	86,999 91	1,729,435 61
1814	20,350,806 86	7,311,290 60	167,394 86	90,164 36	2,208,029 70
1815	14,794,294 22	8,660,000 25	530,750 00	69,656 00	2,898,870 47
1816	16,012,096 80	3,908,278 30	274,512 16	188,804 15	2,989,741 17
1817	8,004,236 53	3,314,598 49	319,463 71	297,374 43	3,518,936 76
1818	5,622,715 10	2,953,695 00	505,704 27	890,719 90	3,835,839 51
1819	6,506,300 37	3,847,640 42	463,181 39	2,415,939 85	3,067,211 41
1820	2,630,392 31	4,387,990 00	315,750 01	3,208,376 31	2,592,021 94
1821	4,461,291 78	3,319,243 06	477,005 44	242,817 25	2,233,121 54
1822	3,111,981 48	2,224,458 98	575,007 41	1,948,199 40	1,967,996 24
1823	3,096,924 43	2,503,765 83	380,781 82	1,780,588 52	2,022,093 99
1824	3,340,939 85	2,904,581 56	429,987 90	1,499,326 59	7,155,308 81
1825	3,659,914 18	3,049,083 86	724,106 44	1,308,810 57	2,748,544 89
1826	3,943,194 37	4,218,902 45	743,447 83	1,556,593 83	2,600,177 79
1827	3,948,977 88	4,263,877 45	750,624 88	976,138 86	2,713,476 58
1828	4,145,544 56	3,918,786 44	705,084 24	850,573 57	3,676,052 64
1829	4,724,291 07	3,308,745 47	576,344 74	949,594 47	3,082,234 65
1830	4,767,128 88	3,239,428 63	622,262 47	1,363,297 31	3,237,416 04
1831	4,841,835 55	3,856,183 07	930,738 04	1,170,665 14	3,064,646 10
1832	5,446,034 88	3,956,370 29	1,352,419 75	1,184,422 40	4,577,141 45
1833	6,704,019 10	3,901,356 75	1,802,980 93	4,589,152 40	5,716,245 93
1834	5,696,189 38	3,956,260 42	1,003,953 20	3,364,285 30	4,404,728 95
1835	5,759,156 89	3,864,939 06	1,706,444 48	1,954,711 32	4,229,698 53
1836	11,747,345 25	5,807,718 23	5,037,022 88	2,882,797 96	5,393,279 72
1837	13,682,730 80	6,648,914 53	4,348,036 19	2,672,162 45	9,893,370 27
1838	12,897,224 16	6,131,580 53	5,504,191 34	2,156,057 29	7,160,664 76
1839	8,916,995 80	6,182,294 25	2,528,917 28	3,142,750 51	5,725,990 89
1840	7,095,267 23	6,113,896 89	2,331,794 86	2,603,562 17	5,995,398 96
1841	8,801,610 24	6,001,076 97	2,514,837 12	2,388,434 51	6,490,881 45
1842	6,610,438 02	8,397,242 95	1,199,099 68	1,378,931 33	6,775,624 61
1843	2,908,671 95	3,727,711 59	578,371 00	839,041 12	3,202,713 00
1844	5,218,183 66	6,498,199 11	1,256,532 39	2,032,008 99	5,645,183 86
1845	5,746,291 28	6,297,177 89	1,539,351 35	2,400,788 11	5,911,760 98
1846	10,413,370 30	6,455,013 92	1,027,693 64	1,811,097 56	6,711,283 89
1847	35,840,030 33	7,900,635 76	1,430,411 30	1,744,883 63	6,885,608 35
1848	27,688,334 21	9,408,476 02	1,252,296 81	1,227,496 48	5,650,851 25
1849	14,558,473 26	9,786,705 92	1,374,161 55	1,328,867 64	12,885,334 24
1850	9,687,024 58	7,904,724 66	1,683,591 47	1,866,886 02	16,043,763 36
1851	12,161,965 11	8,880,581 38	2,829,801 77	2,293,377 22	17,888,992 18
1852	8,521,506 19	8,918,842 10	3,043,576 04	2,401,858 78	17,504,171 45
1853	9,910,498 49	11,067,789 53	3,880,494 12	1,756,306 20	17,463,068 01
1854	11,722,282 87	10,790,096 32	1,550,339 55	1,232,665 00	26,672,144 68
1855	14,648,074 07	13,327,095 11	2,772,990 78	1,477,612 33	24,090,425 43
1856	16,963,160 51	14,074,834 64	2,644,263 97	1,296,229 65	31,794,038 87
1857	19,159,150 87	12,651,694 61	4,354,418 87	1,310,380 58	28,565,498 77
1858	25,679,121 63	14,053,264 64	4,978,266 18	1,219,768 30	26,400,016 42
1859	23,154,720 53	14,690,327 90	3,490,534 53	1,222,222 71	23,797,544 40
1860	16,472,202 72	11,514,649 83	2,991,121 54	1,100,802 32	27,977,978 30
1861	23,001,530 67	12,387,156 52	2,865,481 17	1,094,590 73	23,327,287 69
1862	389,173,562 29	42,640,353 09	3,327,943 37	852,170 47	21,385,862 59
1863	603,314,411 82	63,261,235 31	3,152,032 70	1,078,513 36	23,198,382 37
1864	630,391,048 66	83,704,963 74	2,629,975 97	4,985,473 90	27,572,216 87

\* For the half-year from Jan

REPORT OF THE SECRETARY OF THE TREASURY.

30, 1878, by calendar years to 1843 and by fiscal years (ended June 30) from that time.

Year.	Net ordinary expenditures.	Premiums.	Interest.	Public debt.	Gross expenditures.	Balance in Treasury at the end of the year.
1791	\$1,919,589 52	-----	\$1,177,863 03	\$699,984 23	\$3,797,436 78	\$973,905 75
1792	5,896,258 47	-----	2,373,611 28	693,050 25	8,962,920 00	783,444 51
1793	1,749,070 73	-----	2,097,859 17	2,633,048 07	6,479,977 97	753,661 69
1794	3,545,299 00	-----	2,752,523 04	2,743,771 13	9,041,593 17	1,151,924 17
1795	4,362,541 72	-----	2,947,059 06	2,841,639 37	10,151,240 15	516,442 61
1796	2,551,303 15	-----	3,239,347 68	2,577,126 01	8,367,776 84	888,995 42
1797	2,836,110 52	-----	3,172,516 73	2,617,250 12	8,625,877 37	1,021,899 04
1798	4,651,710 42	-----	2,955,875 90	976,032 09	8,583,618 41	617,451 43
1799	6,480,166 72	-----	2,815,651 41	1,706,578 84	11,002,396 97	2,161,867 77
1800	7,411,369 97	-----	3,402,601 04	1,138,563 11	11,952,534 12	2,623,311 99
1801	4,981,669 90	-----	4,411,830 06	2,879,876 98	12,273,376 94	3,295,391 00
1802	3,737,079 91	-----	4,239,172 16	5,294,235 24	13,270,487 31	5,020,697 64
1803	4,002,824 21	-----	3,949,462 36	3,306,697 07	11,258,983 67	4,825,811 60
1804	4,452,858 91	-----	4,185,048 74	3,977,206 07	12,615,113 72	4,037,005 26
1805	6,357,234 62	-----	2,657,114 22	4,583,960 63	13,598,309 47	3,999,388 99
1806	6,080,209 36	-----	3,368,968 26	5,572,018 64	15,021,196 26	4,538,123 80
1807	4,984,572 89	-----	3,369,578 48	2,938,141 62	11,292,292 99	9,643,850 07
1808	6,504,338 85	-----	2,557,074 23	7,701,288 96	16,762,702 04	9,941,809 96
1809	7,414,672 14	-----	2,866,074 90	3,586,479 26	13,867,226 30	3,848,056 78
1810	5,311,082 28	-----	3,163,671 09	4,835,241 12	13,309,994 49	2,672,276 57
1811	5,592,604 86	-----	2,585,435 57	5,414,564 43	13,592,604 86	3,562,305 80
1812	17,829,498 70	-----	2,451,272 57	1,998,349 88	22,279,121 15	3,862,217 41
1813	28,082,396 92	-----	3,599,455 22	7,508,668 22	39,190,520 36	5,196,542 00
1814	30,127,868 38	-----	4,593,239 04	3,307,304 90	38,028,230 32	1,727,848 63
1815	26,953,571 00	-----	5,990,090 24	6,638,832 11	39,582,493 35	13,106,592 88
1816	23,373,432 58	-----	7,822,923 34	17,048,139 59	48,244,495 51	22,033,519 19
1817	15,454,609 92	-----	4,536,282 55	20,886,753 57	40,877,646 04	14,989,465 48
1818	13,808,673 78	-----	6,209,954 03	15,086,247 59	35,104,875 40	1,478,526 74
1819	16,300,273 44	-----	5,211,730 56	2,492,195 73	24,004,199 73	2,079,992 38
1820	13,134,530 57	-----	5,151,004 32	3,477,489 96	21,763,024 85	1,198,461 21
1821	10,728,479 07	-----	5,126,073 79	3,241,019 83	19,090,572 69	1,681,592 24
1822	9,827,643 51	-----	5,172,788 79	2,676,160 33	17,676,592 63	4,237,427 55
1823	8,784,154 59	-----	4,922,475 40	6,07,541 01	15,314,171 00	9,463,922 81
1824	15,230,144 71	-----	4,943,557 93	11,624,835 83	31,898,538 47	1,946,597 13
1825	11,490,459 27	-----	4,366,757 40	7,728,587 38	23,585,804 72	5,201,650 43
1826	13,062,316 27	-----	3,975,542 95	7,065,539 24	24,103,398 46	6,358,686 18
1827	12,653,095 65	-----	3,486,071 51	6,517,596 88	22,656,764 04	6,668,286 10
1828	13,296,041 45	-----	3,098,800 60	8,064,637 47	25,459,479 52	5,972,455 81
1829	12,641,210 40	-----	2,542,843 23	9,860,304 77	25,044,358 40	5,755,704 79
1830	13,229,533 33	-----	1,912,574 93	9,443,173 29	24,585,281 55	6,014,539 75
1831	13,864,067 90	-----	1,373,748 74	14,800,629 48	30,038,446 12	4,502,914 45
1832	16,516,388 77	-----	772,561 50	17,067,747 79	34,356,698 06	2,011,777 55
1833	22,713,755 11	-----	303,796 87	1,239,746 51	24,257,298 49	11,702,905 31
1834	18,425,417 25	-----	202,152 98	5,974,412 21	24,601,982 44	8,892,858 42
1835	17,514,950 28	-----	57,863 08	328 20	17,573,141 56	26,749,803 96
1836	30,868,104 04	-----	-----	-----	30,868,164 04	46,708,436 00
1837	37,243,214 24	-----	-----	-----	37,265,037 15	37,327,252 69
1838	33,849,718 08	-----	14,996 48	5,590,723 79	39,455,438 35	36,891,196 94
1839	26,496,948 73	-----	399,833 89	10,718,153 53	37,614,936 15	33,157,503 68
1840	24,139,920 11	-----	174,598 08	3,912,115 62	28,226,533 81	29,963,163 46
1841	26,196,840 29	-----	284,977 55	5,315,712 19	31,797,530 03	28,685,111 08
1842	24,361,336 59	-----	773,549 85	7,801,990 09	32,936,876 53	30,521,979 44
1843	11,256,508 60	-----	523,583 91	338,012 64	12,118,105 15	39,186,284 74
1844	20,650,108 01	-----	1,835,452 13	11,158,450 71	33,642,010 85	36,742,829 62
1845	21,895,369 61	\$18,231 43	1,040,458 18	7,536,349 49	30,490,408 71	36,194,275 81
1846	26,418,459 59	-----	842,723 27	3,371,100 04	27,632,282 90	38,261,959 65
1847	53,801,569 37	-----	1,119,214 72	5,600,067 65	60,520,851 74	33,079,276 43
1848	45,227,454 77	-----	2,390,765 88	13,036,922 54	60,655,143 19	29,416,612 45
1849	39,933,542 61	82,865 81	3,565,535 78	12,804,478 54	56,386,422 74	32,827,082 69
1850	37,165,990 09	-----	3,782,393 03	3,656,335 14	44,604,718 26	35,871,753 31
1851	44,054,717 66	69,713 19	3,696,760 75	654,912 71	46,712,608 93	41,158,353 25
1852	40,389,954 56	170,063 42	4,000,297 80	2,152,283 01	46,712,608 93	41,158,353 25
1853	44,078,156 35	420,498 64	3,665,832 74	6,412,574 01	54,577,061 74	50,261,901 09
1854	51,967,528 42	2,877,818 69	3,070,926 69	17,556,896 95	75,473,170 75	48,591,073 41
1855	56,316,197 72	872,047 39	2,314,404 99	6,662,065 86	66,164,775 96	47,777,672 13
1856	66,772,527 64	385,372 90	1,953,822 37	3,614,618 66	77,276,341 57	49,108,229 80
1857	66,041,143 70	363,572 39	1,593,265 23	3,276,606 05	71,274,587 37	46,802,855 00
1858	72,330,437 07	574,443 08	1,652,055 67	7,505,250 15	82,663,842 92	35,113,334 22
1859	66,355,950 07	-----	2,637,649 70	14,085,043 15	83,675,125 65	33,199,248 60
1860	60,056,754 71	-----	3,144,120 94	13,854,250 00	77,055,125 65	32,973,590 78
1861	62,616,055 78	-----	4,034,157 30	18,737,100 00	85,387,913 08	30,963,857 83
1862	456,379,896 81	-----	15,190,344 84	96,097,322 09	565,667,563 74	46,965,304 87
1863	694,004,575 56	-----	24,729,700 62	181,081,635 07	899,815,911 25	36,523,046 13
1864	811,283,679 14	-----	53,685,421 69	430,372,014 03	1,295,541,114 86	134,433,738 44

uary 1, 1843, to June 30, 1843.

OKLAHOMA LIBRARY

2377

TABLE G.—Statement of the expenditures of the United

Year.	War.	Navy.	Indians.	Pensions.	Miscellaneous.
1865	\$1,030,690,400 06	\$122,617,434 07	\$5,059,360 71	\$16,347,621 34	\$42,989,383 10
1866	283,154,676 06	43,285,662 00	3,295,729 32	15,605,549 88	40,613,114 17
	3,568,638,312 28	717,551,816 39	103,369,211 42	119,607,656 01	643,604,554 33
	*3,621,780 07	*77,992 17	*53,286 61	*9,737 87	*718,769 52
1867	3,572,260,092 35	717,629,808 56	103,422,498 03	119,617,393 88	644,323,323 85
1868	95,224,415 63	31,034,011 04	4,642,531 77	20,936,551 71	51,110,223 72
1868	123,246,648 62	25,775,502 72	4,100,682 32	23,782,386 78	53,009,867 67
1869	78,501,990 61	20,000,757 97	7,042,923 06	28,476,621 78	56,474,061 53
1870	57,655,675 40	21,780,229 87	3,407,938 15	28,340,202 17	53,237,461 56
1871	85,799,991 82	19,431,027 21	7,426,997 44	34,443,894 88	60,481,916 23
1872	35,372,157 20	21,249,809 99	7,061,728 82	28,533,402 76	60,984,757 42
1873	46,323,138 31	23,526,256 79	7,951,704 88	29,359,426 86	73,328,110 06
1874	42,313,927 22	30,932,587 42	6,692,462 09	29,038,414 66	85,141,593 61
1875	41,120,645 98	21,497,626 27	8,384,656 82	29,456,216 22	71,070,702 88
1876	38,070,888 64	18,963,309 82	5,966,558 17	28,257,395 69	73,599,661 04
1877	37,082,735 90	14,959,985 36	5,277,007 22	27,963,752 27	68,926,532 53
1878	32,154,147 85	17,365,301 37	4,629,280 28	27,137,019 08	53,177,703 57
	4,235,126,455 53	984,146,164 39	176,006,969 05	455,342,678 74	1,394,865,915 77

\* Outstanding

NOTE.—This statement is made from warrants paid by the Treasurer up to June 30, 1868. The out in the Treasury June 30, 1878, by this statement is \$286,591,453.88, from which should be deducted \$258,489,808.97.

OKLAHOMA LIBRARY

1878

REPORT OF THE SECRETARY OF THE TREASURY.

States from March 4, 1789, to June 30, 1878—Continued.

Year.	Net ordinary expenditures.	Premiums.	Interest.	Public debt.	Gross expenditures.	Balance in Treasury at the end of the year.
1865	\$1,217,704,199 28	\$1,717,900 11	\$77,395,090 30	\$609,616,141 68	\$1,906,433,331 37	\$33,933,657 89
1866	385,954,731 43	58,476 51	133,067,624 91	620,263,249 10	1,139,344,081 95	165,301,654 76
	5,152,771,550 43	7,611,003 56	502,689,519 27	2,374,677,103 12	8,037,749,176 38	
	*4,481,566 24	.....	*2,888 48	*100 31	*4,484,555 03	*4,484,555 03
1867	5,157,253,116 67	7,611,003 56	502,692,407 75	2,374,677,203 43	8,042,233,731 41	160,817,099 73
1868	202,947,733 87	10,813,349 38	143,781,591 91	735,536,980 11	1,093,079,655 27	198,076,537 09
1869	229,915,088 11	7,001,151 04	140,424,045 71	692,549,685 88	1,069,889,970 74	158,936,082 87
1870	190,496,354 95	1,674,680 05	130,694,242 80	261,912,718 31	584,777,996 11	183,781,985 76
1871	164,421,507 15	15,996,555 60	129,235,498 00	393,254,282 13	702,907,842 88	177,604,116 51
1872	157,583,827 58	9,016,794 74	125,576,565 93	399,503,670 65	691,680,858 90	138,019,122 15
1873	153,201,856 19	6,958,266 76	117,357,839 72	405,007,307 54	682,525,270 21	134,666,001 85
1874	180,488,636 90	5,105,919 99	104,750,688 44	233,699,352 58	524,044,597 91	159,293,673 41
1875	194,118,985 00	1,395,073 55	107,119,815 21	422,065,060 23	724,698,933 99	178,333,339 54
1876	171,529,848 27	.....	103,093,544 57	407,377,492 48	682,000,885 32	172,804,061 32
1877	164,857,813 36	.....	100,243,271 23	449,345,272 80	714,446,357 39	149,909,377 21
1877	144,209,963 28	.....	97,124,511 58	323,965,424 05	565,299,898 91	214,887,645 88
1878	134,463,452 15	.....	102,500,874 65	353,676,944 90	590,641,271 70	286,591,453 88
	7,245,488,183 48	65,572,794 67	1,904,594,897 50	7,452,571,395 09	16,668,227,270 74	.....

warrants.

standing warrants are then added, and the statement is by warrants issued from that date. The balance the amount deposited with the States, \$28,101,644.91, leaving the net available balance June 30, 1878,

TABLE H.—Statement showing the condition of the sinking-fund from its institution in May, 1869, to and including June 30, 1878.

DR.	THE SECRETARY OF THE TREASURY IN ACCOUNT WITH SINKING-FUND.		CR.		
July 1, 1868	To $\frac{3}{4}$ of 1 per cent. on the principal of the public debt, being for the three months from April 1 to June 30, 1868	\$6, 529, 219 63	June 30, 1869	By amount of principal purchased, \$8,691,000, including \$1,000 donation, estimated in gold	\$7, 261, 437 30
June 30, 1869	To interest on \$8,691,000, being amount of principal of public debt purchased during fiscal year 1869 on this account	196, 590 00		By accrued interest on the amount of purchases in 1869	136, 392 56
	Balance to new account	672, 020 23			
		7, 397, 829 86			7, 397, 829 86
July 1, 1869	To 1 per cent. on the principal of the public debt on June 30, 1869, \$2,588,452,213.94	25, 884, 522 14	July 1, 1869	By balance from last year	672, 020 23
June 30, 1870	To interest on \$8,691,000, amount of redemption in 1869	521, 460 00	June 30, 1870	By amount of principal purchased, \$28,151,900, estimated in gold	25, 893, 143 57
	To interest on \$28,151,900, amount of principal of public debt purchased during fiscal year 1870 on this account	1, 254, 897 00		By accrued interest on account of purchases in 1870	351, 003 54
		27, 660, 879 14		By balance to new account	744, 711 80
					27, 660, 879 14
July 1, 1870	To balance from last year	744, 711 80	June 30, 1871	By amount of principal purchased, \$29,936,250, estimated in gold	28, 694, 017 73
June 30, 1871	To 1 per cent. on the principal of the public debt on June 30, 1870, \$2,480,672,427.81	24, 806, 724 28		By accrued interest on account of purchases in 1871	367, 782 53
	To interest on redemption of 1869, \$8,691,000	521, 460 00		By balance to new account	257, 474 32
	To interest on redemption of 1870, \$28,151,900	1, 689, 114 00			
	To interest on \$29,936,250, amount of principal of public debt purchased during fiscal year 1871 on this account	1, 557, 264 50			
		29, 319, 274 58			29, 319, 274 58
July 1, 1871	To balance from last year	257, 474 32	June 30, 1872	By amount of principal purchased, \$32,618,450, estimated in gold	32, 248, 645 22
June 30, 1872	To 1 per cent. on the principal of the public debt on June 30, 1871, \$2,353,211,332.32	23, 532, 113 32		By accrued interest on account of purchases in 1872	430, 908 38
	To interest on redemption of 1869, \$8,691,000	521, 460 00			
	To interest on redemption of 1870, \$28,151,900	1, 689, 114 00			
	To interest on redemption of 1871, \$29,936,250	1, 796, 175 00			
	To interest on redemption of \$32,618,450, amount of principal of public debt purchased during fiscal year 1872 on this account	2, 059, 325 50			
	To balance to new account	2, 823, 891 46			
		32, 679, 553 60			32, 679, 553 60



July 1, 1872	To 1 per cent. on the principal of the public debt on June 30, 1872, \$2,253,251,328.78 .....	22,532,513 29	July 1, 1872	By balance from last year.....	2,823,891 46
June 30, 1873	To interest on redemption of 1869, \$8,691,000 .....	521,460 00	June 30, 1873	By amount of principal purchased, \$28,678,000, estimated in gold .....	28,457,562 83
	To interest on redemption of 1870, \$28,151,900 .....	1,689,114 00		By accrued interest on account of purchases in 1873....	392,385 45
	To interest on redemption of 1871, \$29,936,250 .....	1,796,175 00			
	To interest on redemption of 1872, \$32,618,450 .....	1,957,107 00			
	To interest on redemption of \$28,678,000, amount of principal of public debt purchased during fiscal year 1873 on this account .....	1,725,881 50			
	To balance to new account .....	1,451,588 95			
		<u>31,673,839 74</u>			<u>31,673,839 74</u>
July 1, 1873	To 1 per cent. on the principal of the public debt on June 30, 1873, \$2,234,482,993.20 .....	22,344,829 93	July 1, 1873	By balance from last year.....	1,451,588 95
June 30, 1874	To interest on redemption of 1869, \$8,691,000 .....	521,460 00	June 30, 1874	By amount of principal purchased, \$12,936,450, estimated in gold .....	12,872,850 74
	To interest on redemption of 1870, \$28,151,900 .....	1,689,114 00		By accrued interest on account of purchases in 1874....	222,586 28
	To interest on redemption of 1871, \$29,936,250 .....	1,796,175 00		By balance.....	16,305,421 96
	To interest on redemption of 1872, \$32,618,450 .....	1,957,107 00			
	To interest on redemption of 1873, \$28,678,000 .....	1,720,680 00			
	To interest on redemption of \$12,936,450, amount of principal of public debt purchased during fiscal year 1874 on this account .....	823,082 00			
		<u>30,852,447 93</u>			<u>30,852,447 93</u>
July 1, 1874	To 1 per cent. on the principal of the public debt on June 30, 1874, \$2,251,690,468.43 .....	22,516,904 68	June 30, 1875	By amount of principal redeemed, estimated in gold ...	25,170,400 00
June 30, 1875	To interest on redemption of 1869, \$8,691,000 .....	521,460 00		By accrued interest on account of redemption in 1875 ..	353,061 56
	To interest on redemption of 1870, \$28,151,900 .....	1,689,114 00		By balance.....	5,996,039 62
	To interest on redemption of 1871, \$29,936,250 .....	1,796,175 00			
	To interest on redemption of 1872, \$32,618,450 .....	1,957,107 00			
	To interest on redemption of 1873, \$28,678,000 .....	1,720,680 00			
	To interest on redemption of 1874, \$12,936,450 .....	776,087 00			
	To interest on redemption of \$25,170,400, amount of principal of public debt "paid" during fiscal year 1875 on this account .....	541,973 50			
		<u>31,519,501 18</u>			<u>31,519,501 18</u>

TABLE H.—Statement showing the condition of the sinking-fund, &c.—Continued.  
THE SECRETARY OF THE TREASURY IN ACCOUNT WITH SINKING-FUND.

DR.				CR.
July 1, 1875	To 1 per cent. on the principal of the public debt on June 30, 1875, \$2,232,284,531.95	\$22,322,845 32	June 30, 1876	By amount of principal redeemed, estimated in gold . . . \$18,444,050 00
June 30, 1876	To interest on redemption of 1869, \$8,691,000	521,460 00		By accrued interest on account of redemption in 1876.. 257,517 91
	To interest on redemption of 1870, \$28,151,900	1,689,114 00		By amount of fractional currency redeemed..... 7,062,142 09
	To interest on redemption of 1871, \$29,936,250	1,796,175 00		By amount of legal-tenders redeemed..... 5,999,296 00
	To interest on redemption of 1872, \$32,618,450	1,957,107 00		By amount of certificates of indebtedness redeemed... 678,000 00
	To interest on redemption of 1873, \$28,678,000	1,720,680 00		By balance..... 1,143,769 82
	To interest on redemption of 1874, \$12,936,450	776,087 00		
	To interest on redemption of 1875, \$25,170,400	1,510,224 00		
	To interest on redemption of \$32,183,488.09, amount of principal of public debt "paid" during fiscal year 1876 on this account.....	1,291,083 50		
		33,584,775 82		33,584,775 82
July 1, 1876	To 1 per cent. on the principal of the public debt on June 30, 1876, \$2,180,395,067.15	21,803,950 67	June 30, 1877	By amount of principal redeemed, estimated in gold . . . 447,500 00
June 30, 1877	To interest on redemption of 1869, \$8,691,000	521,460 00		By accrued interest on account of redemption in 1877... 5,776 52
	To interest on redemption of 1870, \$28,151,900	1,689,114 00		By amount of fractional currency redeemed..... 14,043,458 05
	To interest on redemption of 1871, \$29,936,250	1,796,175 00		By amount of legal-tenders redeemed..... 10,007,952 00
	To interest on redemption of 1872, \$32,618,450	1,957,107 00		By balance..... 9,225,146 63
	To interest on redemption of 1873, \$28,678,000	1,720,680 00		
	To interest on redemption of 1874, \$12,936,450	776,087 00		
	To interest on redemption of 1875, \$25,170,400	1,510,224 00		
	To interest on redemption of 1876, \$32,183,488.09	1,931,009 28		
	To interest on redemption of \$24,498,910.05, amount of principal of public debt "paid" during fiscal year 1877 on this account.....	24,026 25		
		33,729,833 20		33,729,833 20
July 1, 1877	To 1 per cent. on the principal of the public debt on June 30, 1877, \$2,205,501,392.10	22,053,013 92	June 30, 1878	By amount of principal redeemed, estimated in gold . . . 73,950 00
June 30, 1878	To interest on redemption of 1869, \$8,691,000	521,460 00		By accrued interest on account of redemption in 1878.. 809 92
	To interest on redemption of 1870, \$28,151,900	1,689,114 00		By amount of fractional currency redeemed..... 3,855,368 57
	To interest on redemption of 1871, \$29,936,250	1,796,175 00		By amount of legal-tenders redeemed..... 13,083,316 00
	To interest on redemption of 1872, \$32,618,450	1,957,107 00		By balance..... 18,415,557 31
	To interest on redemption of 1873, \$28,678,000	1,720,680 00		
	To interest on redemption of 1874, \$12,936,450	776,087 00		
	To interest on redemption of 1875, \$25,170,400	1,510,224 00		
	To interest on redemption of 1876, \$32,183,488.09	1,931,009 28		
	To interest on redemption of 1877, \$24,498,910.05	1,469,934 60		
	To interest on redemption of \$17,012,634.57, amount of principal of public debt "paid" during fiscal year 1878 on this account.....	4,197 00		
		35,429,001 80		35,429,001 80

TABLE I.—Statement showing the purchases of bonds on account of the sinking-fund during each fiscal year from its institution in May, 1869, to and including June 30, 1878.

Year ended—	Principal re- deemed.	Premium paid.	Net cost in cur- rency.	Net cost esti- mated in gold.	Interest due at close of fiscal year.	Accrued inter- est paid in coin.	Balance of in- terest due at close of fiscal year.
JUNE 30, 1869.							
Five-twenties of 1862 .....	\$1,621,000 00	\$253,822 84	\$1,874,822 84	\$1,349,970 02	\$16,210 00	\$7,384 60	\$8,825 40
Five-twenties of March, 1864 .....	70,000 00	11,725 00	81,725 00	57,552 82	700 00	218 63	481 37
Five-twenties of June, 1864 .....	1,051,000 00	161,946 45	1,212,946 45	873,205 61	10,510 00	1,470 42	9,039 58
Five-twenties of 1865 .....	465,000 00	74,969 00	539,969 00	387,566 28	4,650 00	2,683 54	1,966 46
Consols, 1865 .....	461,000 00	73,736 80	534,736 80	387,903 26	13,830 00	429 04	13,400 96
Consols, 1867 .....	4,718,000 00	749,208 08	5,467,208 08	3,948,586 11	141,540 00	116,032 35	25,507 65
Consols, 1868 .....	305,000 00	49,442 50	354,442 50	256,653 20	9,150 00	8,173 98	976 02
Total .....	8,691,000 00	1,374,850 67	10,065,850 67	7,261,437 30	196,590 00	136,392 56	60,197 44
JUNE 30, 1870.							
Five-twenties of 1862 .....	3,542,050 00	493,479 42	4,035,529 42	3,263,099 51	160,919 50	45,904 49	114,925 01
Five-twenties of March, 1864 .....	85,000 00	15,742 87	100,742 87	75,658 54	5,350 00	1,080 99	4,269 01
Five-twenties of June, 1864 .....	3,971,400 00	506,189 91	4,477,589 91	3,647,628 29	165,834 00	49,946 00	115,888 00
Five-twenties of 1865 .....	2,790,250 00	361,735 43	3,151,985 43	2,606,636 20	105,257 50	87,113 53	68,143 97
Consols, 1865 .....	11,532,150 00	1,454,778 37	12,986,928 37	10,681,736 97	495,421 50	145,518 29	349,903 21
Consols, 1867 .....	5,882,550 00	861,763 73	6,744,313 73	5,309,810 90	302,734 50	66,111 51	236,622 99
Consols, 1868 .....	348,500 00	53,363 95	401,863 95	308,573 16	19,380 00	5,238 73	14,141 27
Total .....	28,151,900 00	3,747,053 68	31,898,953 68	25,893,143 57	1,254,897 00	351,003 54	903,893 46
JUNE 30, 1871.							
Five-twenties of 1862 .....	2,792,950 00	227,607 56	3,020,557 56	2,680,209 05	145,975 00	36,657 80	109,317 20
Five-twenties of March, 1864 .....	29,500 00	2,277 20	31,777 20	28,590 88	1,240 00	388 35	851 65
Five-twenties of June, 1864 .....	3,967,350 00	340,529 63	4,307,879 63	3,847,182 42	201,375 00	51,703 46	149,671 54
Five-twenties of 1865 .....	6,768,600 00	574,923 00	7,343,523 00	6,525,231 42	831,933 50	92,259 58	239,673 92
Consols, 1865 .....	10,222,200 00	850,949 79	11,073,149 79	9,762,387 78	522,117 00	109,455 28	412,661 72
Consols, 1867 .....	6,103,050 00	541,559 41	6,644,609 41	5,800,618 37	351,528 00	76,745 93	274,782 07
Consols, 1868 .....	52,600 00	4,784 61	57,384 61	49,797 81	3,096 00	572 13	2,523 87
Total .....	29,936,250 00	2,542,691 20	32,478,881 20	28,694,017 73	1,557,264 50	367,782 53	1,189,481 97

TABLE I.—Statement showing the purchases of bonds on account of the sinking-fund, &amp;c.—Continued.

Year ended—	Principal re- deemed.	Premium paid.	Net cost in cur- rency.	Net cost esti- mated in gold.	Interest due at close of fiscal year.	Accrued inter- est paid in coin.	Balance of in- terest due at close of fiscal year.
JUNE 30, 1872.							
Five-twenties of 1862 .....	\$6,417,850 00	\$764,055 21	\$7,181,905 21	\$6,345,391 98	\$427,849 00	\$75,179 43	\$352,669 57
Five-twenties of March, 1864 .....	127,100 00	14,959 03	142,059 03	126,123 46	8,894 00	1,338 70	7,555 30
Five-twenties of June, 1864 .....	3,604,650 00	438,656 16	4,043,306 16	3,573,223 63	246,001 50	57,449 80	188,551 70
Five-twenties of 1865 .....	3,635,200 00	436,838 70	4,072,038 70	3,594,747 85	246,562 00	37,817 37	208,744 63
Consols, 1865 .....	11,788,900 00	1,436,989 46	13,225,889 46	11,660,785 89	707,334 00	149,248 21	558,085 79
Consols, 1867 .....	6,958,900 00	833,600 15	7,792,500 15	6,863,777 39	417,534 00	108,487 92	309,046 08
Consols, 1868 .....	85,850 00	9,951 63	95,801 63	84,595 02	5,151 00	1,386 95	3,764 05
Total .....	32,618,450 00	3,935,050 34	36,553,500 34	32,248,645 22	2,059,325 50	430,908 38	1,628,417 12
JUNE 30, 1873.							
Five-twenties of 1862 .....	7,137,100 00	925,783 87	8,062,883 87	7,089,542 58	431,450 50	101,960 57	329,489 93
Five-twenties of March, 1864 .....	50,000 00	7,372 50	57,372 50	49,780 91	3,500 00	813 70	2,686 30
Five-twenties of June, 1864 .....	3,741,150 00	480,684 37	4,221,834 37	3,715,211 22	223,270 50	42,216 46	181,054 04
Five-twenties of 1865 .....	1,959,850 00	250,635 93	2,210,485 93	1,943,488 93	120,266 50	23,744 47	96,522 03
Consols, 1865 .....	10,768,250 00	1,371,187 17	12,139,437 17	10,668,617 09	646,095 00	145,069 34	501,025 66
Consols, 1867 .....	4,402,100 00	553,610 89	4,955,710 89	4,373,781 76	264,126 00	69,632 51	194,493 49
Consols, 1868 .....	619,550 00	81,983 44	701,533 44	617,140 34	37,173 00	8,948 40	28,224 60
Total .....	26,678,000 00	3,671,258 17	32,349,258 17	28,457,562 83	1,725,881 50	392,385 45	1,333,496 05
JUNE 30, 1874.							
Five-twenties of 1862 .....	1,421,700 00	161,219 79	1,582,919 79	1,415,391 05	99,519 00	31,743 95	67,775 05
Five-twenties of June, 1864 .....	2,020,500 00	218,457 39	2,239,007 39	2,012,051 32	141,438 50	48,013 46	93,425 04
Five-twenties of 1865 .....	1,247,250 00	135,577 95	1,382,827 95	1,241,571 69	87,307 50	29,348 19	57,959 31
Consols, 1865 .....	3,393,650 00	360,964 62	3,754,614 62	3,374,934 42	203,619 00	46,489 33	157,129 67
Consols, 1867 .....	4,051,000 00	432,348 18	4,483,348 18	4,029,975 86	243,060 00	55,976 97	187,083 03
Consols, 1868 .....	802,300 00	86,505 62	888,805 62	798,926 40	48,138 00	11,014 38	37,123 62
Total .....	12,936,450 00	1,395,073 55	14,331,523 55	12,872,850 74	823,082 00	222,586 28	600,495 72
JUNE 30, 1875.							
Five-twenties of 1862 .....	25,170,400 00			25,170,400 00	541,973 50	353,061 56	188,911 94

JUNE 30, 1876.						
Five-twenties of 1862.....	5,785,200 00			5,785,200 00	404,964 00	350,218 28
Five-twenties of June, 1864.....	10,869,600 00			10,869,600 00	760,872 00	588,905 67
Five-twenties of 1865.....	1,789,250 00			1,789,250 00	125,247 50	94,441 64
<b>Total.....</b>	<b>18,444,050 00</b>			<b>18,444,050 00</b>	<b>1,291,083 50</b>	<b>1,033,565 59</b>
JUNE 30, 1877.						
Five-twenties of 1862.....	81,200 00			81,200 00	4,352 25	3,170 58
Five-twenties of June, 1864.....	178,900 00			178,900 00	9,943 50	8,619 90
Five-twenties of 1865.....	180,350 00			180,350 00	9,519 00	6,377 92
Consols, 1865.....	6,050 00			6,050 00	181 50	72 53
Consols, 1867.....	1,000 00			1,000 00	30 00	8 80
<b>Total.....</b>	<b>447,500 00</b>			<b>447,500 00</b>	<b>24,026 25</b>	<b>18,249 73</b>
JUNE 30, 1878.						
Five-twenties of 1862.....	17,900 00			17,900 00	966 00	773 35
Five-twenties of June, 1864.....	15,900 00			15,900 00	834 00	755 59
Five-twenties of 1865.....	2,350 00			2,350 00	129 00	88 08
Consols, 1865.....	23,600 00			23,600 00	1,416 00	1,142 65
Consols, 1867.....	5,700 00			5,700 00	342 00	207 24
Consols, 1868.....	8,500 00			8,500 00	510 00	420 17
<b>Total.....</b>	<b>73,950 00</b>			<b>73,950 00</b>	<b>4,197 00</b>	<b>3,387 08</b>
<b>Grand total.....</b>	<b>185,147,950 00</b>	<b>16,665,917 61</b>	<b>157,677,967 61</b>	<b>179,563,557 39</b>	<b>9,478,320 75</b>	<b>6,960,096 10</b>

TABLE K.—Statement of the outstanding principal of the public debt of the United States, June 30, 1878.

	Length of loan.	When redeemable.	Rates of interest.	Price at which sold.	Amount authorized.	Amount issued.	Amount out-
OLD DEBT.							
Unclaimed dividends upon debt created prior to 1800, and the principal and interest of the outstanding debt created during the war of 1812, and up to 1837. (For detailed information in regard to earlier loans see Finance Report for 1876.)	.....	On demand ...	5 and 6 per cent.	.....	.....	.....	\$57,665 00
TREASURY NOTES PRIOR TO 1846.							
The acts of October 12, 1837 (5 Statutes, 201); May 21, 1838 (5 Statutes, 228); March 31, 1840 (5 Statutes, 370); February 15, 1841 (5 Statutes, 411); January 31, 1842 (5 Statutes, 469); August 31, 1842 (5 Statutes, 581); and March 3, 1843 (5 Statutes, 614), authorized the issue of Treasury notes in various amounts, and with interest at rates named therein, from 1 mill to 6 per centum per annum.	1 and 2 years.	1 and 2 years from date.	1 mill to 6 per cent.	Par .....	.....	.....	\$2,525 35
TREASURY NOTES OF 1846.							
The act of July 22, 1846 (9 Statutes, 39), authorized the issue of Treasury notes in such sums as the exigencies of the government might require, the amount outstanding at any one time not to exceed \$10,000,000, to bear interest at not exceeding 6 per centum per annum, redeemable one year from date. These notes were receivable in payment of all debts due the United States, including customs-duties.	1 year.....	One year from date.	1 mill and 5 2-5 per cent.	Par.....	\$10,000,000 00	\$7,687,800 00	6,000 00
MEXICAN INDEMNITY.							
A proviso in the civil and diplomatic appropriation act of August 10, 1846 (9 Statutes, 94), authorized the payment of the principal and interest of the fourth and fifth installments of the Mexican indemnities due April and July, 1844, by the issue of stock, with interest at 5 per centum, payable in five years.	5 years.....	April and July, 1849.	5 per cent....	Par.....	350,000 00	303,573 92	1,104 91
TREASURY NOTES OF 1847.							
The act of January 28, 1847 (9 Statutes, 118), authorized the issue of \$23,000,000 Treasury notes, with interest at not exceeding 6 per centum per annum, or the issue of stock for any portion of the amount, with interest at 6 per centum per annum. The Treasury notes under this act were redeemable at the expiration of one or two years; and the interest was to cease at the expiration of sixty days' notice. These notes were receivable in payment of all debts due the United States, including customs-duties.	1 and 2 years.	After 60 days' notice.	5 2-5 and 6 per cent.	Par.....	23,000,000 00	*26,122,100 00	950 00

LOAN OF 1847.

The act of January 28, 1847 (9 Statutes, 118), authorized the issue of \$23,000,000 Treasury notes, with interest at not exceeding 6 per centum per annum, or the issue of stock for any portion of the amount, with interest at 6 per cent. per annum, reimbursable after December 31, 1867. Section 14 authorized the conversion of Treasury notes under this or any preceding act into like stock, which accounts for the apparent overissue.

20 years ....	January 1, 1868	6 per cent. ...	.0125 to .02 per cent. premi- um.	23,000,000 00	†28,207,000 00	1,250 00
BOUNTY-LAND SCRIP.						
Indefinite...	July 1, 1849 ...	6 per cent. ...	Par .....	Indefinite.....	233,075 00	3,300 00
TEXAN INDEMNITY STOCK.						
14 years ....	January 1, 1865	5 per cent. ...	Par .....	10,000,000 00	5,000,000 00	21,000 00
TREASURY NOTES OF 1857.						
1 year.....	60 days' notice.	5 and 5½ per cent.	Par .....	20,000,000 00	20,000,000 00	1,800 00
LOAN OF 1858.						
15 years ....	January 1, 1874	5 per cent. ...	.0205 to .0703 pre- mium.	20,000,000 00	20,000,000 00	268,000 00
LOAN OF 1860.						
10 years ....	January 1, 1871	5 per cent. ...	Par to .0145 pre- mium.	21,000,000 00	7,022,000 00	10,000 00

\* Including re-issues.

† Including conversion of Treasury notes.

TABLE K.—Statement of loans made by the United States, &amp;c.—Continued.

	Length of loan.	When redeemable.	Rate of interest.	Price at which sold.	Amount authorized.	Amount issued.	Amount outstanding.
LOAN OF FEBRUARY, 1861 (1881s).							
The act of February 8, 1861 (12 Statutes, 129), authorized a loan of \$25,000,000, with interest at not exceeding 6 per centum per annum, reimbursable in not less than ten nor more than twenty years from the date of the act.	10 or 20 y'rs.	January 1, 1881	6 per cent...	Par.....	\$25,000,000 00	\$18,415,000 00	\$18,415,000 00
TREASURY NOTES OF 1861.							
The act of March 2, 1861 (12 Statutes, 178), authorized a loan of \$10,000,000, with interest at not exceeding 6 per centum per annum, redeemable on three months' notice after July 1, 1871, and payable July 1, 1881. If proposals for the loan were not satisfactory, authority was given to issue the whole amount in Treasury notes, with interest at not exceeding 6 per centum per annum. The same act gave authority to substitute Treasury notes for the whole or any part of loans authorized at the time of the passage of this act. These notes were to be received in payment of all debts due the United States, including customs-duties, and were redeemable at any time within two years from the date of the act.	2 years.....	2 years after date. 60 days after date.	6 per cent...	Par.....	{ 22,468,100 00 12,896,350 00 }	} 35,364,450 00	3,000 00
	60 days.....						
OREGON WAR DEBT.							
The act of March 2, 1861 (12 Statutes, 198), appropriated \$2,800,000 for the payment of expenses incurred by the Territories of Washington and Oregon in the suppression of Indian hostilities in the years 1855 and 1856. Section 4 of the act, authorized the payment of these claims in bonds redeemable in twenty years, with interest at 6 per centum per annum.	20 years.....	July 1, 1881	6 per cent...	Par.....	2,800,000 00	1,090,850 00	945,000 00
LOAN OF JULY AND AUGUST, 1861 (1881s).							
The act of July 17, 1861 (12 Statutes, 259), authorized the issue of \$250,000,000 bonds, with interest at not exceeding 7 per centum per annum, redeemable after twenty years. The act of August 5, 1861 (12 Statutes, 313), authorized the issue of bonds, with interest at 6 per centum per annum, payable after twenty years from date, in exchange for 7.30 notes issued under the act of July 17, 1861. None of such bonds were to be issued for a sum less than \$500, and the whole amount of them was not to exceed the whole amount of 7.30 notes issued under the above act of July 17. The amount issued in exchange for 7.30s was \$139,321,350.	20 years.....	July 1, 1881	6 per cent...	Par*.....	250,000,000 00	{ 50,000,000 00 139,321,350 00 }	{ 189,321,350 00



OLD DEMAND-NOTES.

The act of July 17, 1861 (12 Statutes, 259), authorized the issue of \$50,000,000 Treasury notes, not bearing interest, of a less denomination than fifty dollars and not less than ten dollars, and payable on demand by the assistant treasurers at Philadelphia, New York, or Boston. The act of August 5, 1861 (12 Statutes, 313), authorized the issue of these notes in denomination of five dollars; it also added the assistant treasurer at Saint Louis and the designated depository at Cincinnati to the places where these notes were made payable. The act of February 12, 1862 (12 Statutes, 338), increased the amount of demand notes authorized \$10,000,000.

On demand.....	None .....	Par .....	60,000,000 00	60,000,000 00	62,297 50
----------------	------------	-----------	---------------	---------------	-----------

SEVEN-THIRTIES OF 1861.

The act of July 17, 1861 (12 Statutes, 259), authorized a loan of \$250,000,000, part of which was to be in Treasury notes, with interest at 7 $\frac{1}{2}$  per centum per annum, payable three years after date.

3 years.....	August 19 and October 1, 1864.	7 $\frac{1}{2}$ per cent	Par .....	140,094,750 00	140,094,750 00	16,800 00
--------------	--------------------------------------	--------------------------	-----------	----------------	----------------	-----------

FIVE-TWENTIES OF 1862.

The act of February 25, 1862 (12 Statutes, 345), authorized a loan of \$500,000,000 for the purpose of funding the Treasury notes and floating debt of the United States, and the issue of bonds therefor, with interest at 6 per centum per annum. These bonds were redeemable after five and payable twenty years from date. The act of March 3, 1864 (13 Statutes, 13), authorized an additional issue of \$11,000,000 of bonds to persons who subscribed for the loan on or before January 21, 1864. The act of January 28, 1865 (13 Statutes, 425), authorized an additional issue of \$4,000,000 of these bonds and their sale in the United States or Europe.

5 or 20 years	May 1, 1867	6 per cent...	Par .....	515,000,000 00	514,771,600 00	430,800 00
---------------	-------------	---------------	-----------	----------------	----------------	------------

LEGAL-TENDER NOTES.

The act of February 25, 1862 (12 Statutes, 345), authorized the issue of \$150,000,000 United States notes, not bearing interest, payable to bearer, at the Treasury of the United States, and of such denominations, not less than five dollars, as the Secretary of the Treasury might deem expedient, \$50,000,000 to be in lieu of demand-notes authorized by the act of July 17, 1861; these notes to be a legal tender. The act of July 11, 1862 (12 Statutes, 532), authorized an additional issue of \$150,000,000 United States Treasury notes, of such denominations as the Secretary of the Treasury might deem expedient, but no such note should be for a fractional part of a dollar, and not more than \$35,000,000 of a lower denomination than five dollars; these notes to be a legal tender. The act of March 3, 1863 (12 Statutes, 710), authorized an additional issue of \$150,000,000 United States notes, payable to bearer, of such denominations, not less than one dollar, as the Secretary of the Treasury might prescribe; which notes were made a legal tender. The same act limited the time at which Treasury notes might be exchanged for United States bonds to July 1, 1863. The amount of notes authorized by this act were to be in lieu of \$100,000,000 authorized by the resolution of January 17, 1863 (12 Statutes, 822).

On demand .....	None .....	Par .....	450,000,000 00	†449,338,902 10	346,681,016 00
-----------------	------------	-----------	----------------	-----------------	----------------

\* \$50,000,000 6 per cent. stock issued at a discount of \$5,338,768.09, being equivalent to 7 per cent.

† Highest amount outstanding January 30, 1864.

TABLE K.—Statement of loans made by the United States, &amp;c.—Continued.

	Length of loan.	When redeemable.	Rate of interest.	Price at which sold.	Amount authorized.	Amount issued.	Amount outstanding.
TEMPORARY LOAN.							
The act of February 25, 1862 (12 Statutes, 346), authorized temporary-loan deposits of \$25,000,000, for not less than thirty days, with interest at 5 per centum per annum, payable after ten days' notice. The act of March 17, 1862 (12 Statutes, 370), authorized the increase of temporary-loan deposits to \$50,000,000. The act of July 11, 1862 (12 Statutes, 532), authorized a further increase of temporary-loan deposits to \$100,000,000. The act of June 30, 1864 (13 Statutes, 218), authorized a further increase of temporary-loan deposits to not exceeding \$150,000,000, and an increase of the rate of interest to not exceeding 6 per centum per annum, or a decrease of the rate of interest on ten days' notice, as the public interest might require.	Not less than 30 days.	After ten days' notice.	4, 5, and 6 per cent.	Par.....	\$150,000,000 00	.....	\$3,060 00
CERTIFICATES OF INDEBTEDNESS.							
The act of March 1, 1862 (12 Statutes, 352), authorized the issue of certificates of indebtedness to public creditors who might elect to receive them, to bear interest at the rate of 6 per centum per annum, and payable one year from date, or earlier, at the option of the government. The act of May 17, 1862 (12 Statutes, 370), authorized the issue of these certificates in payment of disbursing officers' checks. The act of March 3, 1863 (12 Statutes, 710), made the interest payable in lawful money.	1 year.....	1 year after date.	6 per cent...	Par.....	No limit.....	\$561,753,241 65	5,000 00
FRACTIONAL CURRENCY.							
The act of July 17, 1862 (12 Statutes, 592), authorized the use of postal and other stamps as currency, and made them receivable in payment of all dues to the United States less than five dollars. The fourth section of the act of March 3, 1863 (12 Statutes, 711), authorized the issue of fractional notes in lieu of postal and other stamps and postal currency; made them exchangeable in sums not less than three dollars for United States notes, and receivable for postage and revenue stamps, and in payment of dues to the United States, except duties on imports, less than five dollars; and limited the amount to \$50,000,000. The fifth section of the act of June 30, 1864 (13 Statutes, 220), authorized an issue of \$50,000,000 in fractional currency, and provided that the whole amount of these notes outstanding at any one time should not exceed this sum.	.....	On presentation.	None.....	Par.....	50,000,000 00	49,102,660 27	16,547,768 77

LOAN OF 1863.

The act of March 3, 1863 (12 Statutes, 709), authorized a loan of \$900,000,000, and the issue of bonds, with interest at not exceeding 6 per centum per annum, and redeemable in not less than ten nor more than forty years, principal and interest payable in coin. The act of June 30, 1864 (13 Statutes, 219), repeals so much of the preceding act as limits the authority thereunder to the current fiscal year, and also repeals the authority altogether except as relates to \$75,000,000 of bonds already advertised for.

17 years.....	July 1, 1881 ...	6 per cent ..	Average premium of 4.13.	75,000,000 00	75,000,000 00	75,000,000 00
ONE-YEAR NOTES OF 1863.						
1 year.....	1 year after date.	5 per cent ...	Par.....	400,000,000 00	44,520,000 00	51,535 00
TWO-YEAR NOTES OF 1863.						
2 years.....	2 years after date.	5 per cent ...	Par.....	400,000,000 00	166,480,000 00	38,950 00
COIN-CERTIFICATES.						
.....	On demand....	None .....	Par.....	Indefinite.....	57,883,400 00	44,367,000 00
COMPOUND-INTEREST NOTES.						
3 years.....	June 10, 1867, and May 15, 1868.	6 per cent. compound.	Par.....	400,000,000 00	266,595,440 00	274,920 00

TABLE K.—Statement of loans made by the United States, &amp;c.—Continued.

	Length of loan.	When redeemable.	Rate of interest.	Price at which sold.	Amount authorized.	Amount issued.	Amount outstanding.
TEN-FORTIES OF 1864.							
The act of March 3, 1864 (13 Statutes, 13), authorized the issue of \$200,000,000 bonds, at not exceeding 6 per centum per annum, redeemable after five and payable not more than forty years from date, in coin.	10 or 40 years	March 1, 1874..	5 per cent. . .	Par to 7 per c't prem.	\$200,000,000 00	\$196,117,300 00	\$194,566,300 00
FIVE-TWENTIES OF JUNE, 1864.							
The act of June 30, 1864 (13 Statutes, 218,) authorized a loan of \$400,000,000, and the issue therefor of bonds redeemable not less than five nor more than thirty (or forty, if deemed expedient) years from date, with interest at not exceeding 6 per centum per annum, payable semi-annually in coin.	5 or 20 years	Nov. 1, 1869...	6 per cent. . .	Par.....	400,000,000 00	125,561,300 00	98,300 00
SEVEN-THIRTIES OF 1864 AND 1865.							
The act of June 30, 1864 (13 Statutes, 218), authorized the issue of \$200,000,000 Treasury notes, of not less than \$10 each, payable at not more than three years from date, or redeemable at any time after three years, with interest at not exceeding 7 $\frac{3}{8}$ per centum per annum. The act of March 3, 1865 (13 Statutes, 468), authorized a loan of \$800,000,000, and the issue therefor of bonds or Treasury notes; the notes to be of denominations of not less than \$50, with interest in lawful money at not more than 7 $\frac{3}{8}$ per centum per annum. See, also, act January 28, 1865 (13 Statutes, 425).	3 years....	{ Aug. 15, 1867 June 15, 1868 July 15, 1868 }	7 $\frac{3}{8}$ per cent.	Par.....	830,000,000 00	830,000,000 00	157,150 00
NAVY PENSION-FUND.							
The act of July 1, 1864 (13 Statutes, 414), authorized the Secretary of the Navy to invest in registered securities of the United States so much of the Navy pension-fund in the Treasury January 1 and July 1 in each year as would not be required for the payment of naval pensions. Section 2 of the act of July 23, 1868 (15 Statutes, 170), makes the interest on this fund 3 per centum per annum in lawful money, and confines its use to the payment of naval pensions exclusively.	Indefinite ..	.....	3 per cent..	Par.....	Indefinite.....	14,000,000 00	14,000,000 00
FIVE-TWENTIES OF 1865.							
The act of March 3, 1865 (13 Statutes, 468), authorized the issue of \$600,000,000 of bonds or Treasury notes, in addition to amounts previously authorized; the bonds to be for not less than \$50, payable not more than forty years from date of issue, or after any period not less than five years; interest payable semi-annually, at not exceed-	5 or 20 years	Nov. 1, 1870...	6 per cent. . .	Par.....	203,327,250 00	203,327,250 00	346,200 00

ing 6 per centum per annum when in coin, or  $7\frac{1}{8}$  per centum per annum when in currency. In addition to the amount of bonds authorized by this act, authority was also given to convert Treasury notes or other interest-bearing obligations into bonds authorized by it. The act of April 12, 1866 (14 Statutes, 31), construed the above act to authorize the Secretary of the Treasury to receive any obligations of the United States, whether bearing interest or not, in exchange for any bonds authorized by it, or to sell any of such bonds, provided the public debt is not increased thereby.

## CONSOLS OF 1865.

The act of March 3, 1865 (13 Statutes, 468), authorized the issue of \$600,000,000 of bonds or Treasury notes, in addition to amounts previously authorized; the bonds to be for not less than \$50, payable not more than forty years from date of issue or after any period not less than five years, interest payable semi-annually, at not exceeding 6 per centum per annum when in coin, or  $7\frac{1}{8}$  per centum per annum when in currency. In addition to the amount of bonds authorized by this act, authority was also given to convert Treasury notes or other interest-bearing obligations into bonds authorized by it. The act of April 12, 1866 (14 Statutes, 31), construed the above act to authorize the Secretary of the Treasury to receive any obligations of the United States, whether bearing interest or not, in exchange for any bonds authorized by it, or to sell any of such bonds, provided the public debt is not increased thereby.

## CONSOLS OF 1867.

The act of March 3, 1865 (13 Statutes, 468), authorized the issue of \$600,000,000 of bonds or Treasury notes, in addition to amounts previously authorized; the bonds to be for not less than \$50, payable not more than forty years from date of issue or after any period not less than five years; interest payable semi-annually, at not exceeding 6 per centum per annum when in coin, or  $7\frac{1}{8}$  per centum per annum when in currency. In addition to the amount of bonds authorized by this act, authority was also given to convert Treasury notes or other interest-bearing obligations into bonds authorized by it. The act of April 12, 1866 (14 Statutes, 31), construed the above act to authorize the Secretary of the Treasury to receive any obligations of the United States, whether bearing interest or not, in exchange for any bonds authorized by it, or to sell any of such bonds, provided the public debt is not increased thereby.

## CONSOLS OF 1868.

The act of March 3, 1865 (13 Statutes, 468), authorized the issue of \$600,000,000 of bonds or Treasury notes, in addition to amounts previously authorized; the bonds to be for not less than \$50, payable not more than forty years from the date of issue or after any period not less than five years, interest payable semi-annually, at not exceeding 6 per centum per annum when in coin, or  $7\frac{1}{8}$  per centum per annum when in currency. In addition to the amount of bonds

5 or 20 years.	July 1, 1870...	6 per cent...	Par.....	332,998,950 00	332,998,950 00	110,826,300 00
5 or 20 years.	July 1, 1872...	6 per cent...	Par.....	379,618,000 00	379,618,000 00	310,616,300 00
5 or 20 years	July 1, 1873...	6 per cent...	Par.....	42,539,350 00	42,539,350 00	37,465,300 00

TABLE K.—Statement of loans made by the United States, &amp;c.—Continued.

	Length of loan.	When redeemable.	Rate of interest.	Price at which sold.	Amount authorized.	Amount issued.	Amount outstanding.
CONSOLS OF 1868—Continued.							
authorized by this act, authority was also given to convert Treasury notes or other interest-bearing obligations into bonds authorized by it. The act of April 12, 1866 (14 Statutes, 31), construed the above act to authorize the Secretary of the Treasury to receive any obligations of the United States, whether bearing interest or not, in exchange for any bonds authorized by it, or to sell any of such bonds, provided the public debt is not increased thereby.							
THREE-PER-CENT. CERTIFICATES.							
The act of March 3, 1867 (14 Statutes, 558), authorized the issue of \$50,000,000 in temporary-loan certificates of deposit, with interest at 3 per centum per annum, payable in lawful money, on demand, to be used in redemption of compound-interest notes. The act of July 25, 1868 (15 Statutes, 183), authorized \$25,000,000 additional of these certificates, for the sole purpose of redeeming compound-interest notes.	Indefinite...	On demand...	3 per cent...	Par....	\$85,155,000 00	\$85,155,000 00	\$5,000 00
FIVE-PER-CENT. FUNDED LOAN OF 1881.							
The act of July 14, 1870 (16 Statutes, 272), authorizes the issue of \$200,000,000 at 5 per centum, principal and interest payable in coin of the present standard value, at the pleasure of the United States Government, after ten years; these bonds to be exempt from the payment of all taxes or duties of the United States, as well as from taxation in any form by or under State, municipal, or local authority. Bonds and coupons payable at the Treasury of the United States. This act not to authorize an increase of the bonded debt of the United States. Bonds to be sold at not less than par in coin, and the proceeds to be applied to the redemption of outstanding 5-20s, or to be exchanged for said 5-20s, par for par. Payment of these bonds, when due, to be made in order of dates and numbers, beginning with each class last dated and numbered. Interest to cease at the end of three months from notice of intention to redeem. The act of January 20, 1871 (16 Statutes, 399), increases the amount of 5 per cents to \$500,000,000, provided the total amount of bonds issued shall not exceed the amount originally authorized, and authorizes the interest on any of these bonds to be paid quarterly.						486,043,000 00	
The act of December 17, 1873 (18 Statutes, 1), authorized the issue of an equal amount of bonds of the loan of 1858, which the holders thereof may, on or before February 1, 1874, elect to exchange for the bonds of this loan.	10 years....	May 1, 1881...	5 per cent...	Par....	500,000,000 00		
The act of January 14, 1875 (18 Statutes, 296), authorizes the Secretary						13,957,000 00	508,440,350 00
					Indefinite....	17,494,150 00	

of the Treasury to use any surplus revenues from time to time in the Treasury not otherwise appropriated, and to issue, sell, dispose of, at not less than par, in coin, bonds of this loan, to the extent necessary for the redemption of fractional currency in silver coins of the denominations of ten, twenty-five, and fifty cents, of standard value.

The act of March 3 1875, (18 Statutes, 466), directs the Secretary of the Treasury to issue bonds of this loan to James B. Eads or his legal representatives in payment at par of the warrants of the Secretary of War for the construction of jetties and auxiliary works to maintain a wide and deep channel between the South Pass of the Mississippi River and the Gulf of Mexico, unless Congress shall have previously provided for the payment of the same by the necessary appropriation of money.

FOUR-AND-ONE-HALF-PER-CENT. FUNDED LOAN OF 1891.

The act of July 14, 1870 (16 Statutes, 272), authorizes the issue of \$300,000,000 at  $4\frac{1}{2}$  per centum, payable in coin of the present standard value, at the pleasure of the United States Government, after fifteen years; these bonds to be exempt from the payment of all taxes or duties of the United States, as well as from taxation in any form by or under State, municipal, or local authority. Bonds and coupons payable at the Treasury of the United States. This act not to authorize an increase of the bonded debt of the United States. Bonds to be sold at not less than par in coin, and the proceeds to be applied to the redemption of outstanding 5-20s, or to be exchanged for said 5-20s, par for par. Payment of these bonds, when due, to be made in order of dates and numbers, beginning with each class last dated and numbered. Interest to cease at the end of three months from notice of intention to redeem. Under the act of January 20, 1871 (16 Statutes, 399), which authorized the increase of 5 per cent. bonds to \$500,000,000, the amount of the  $4\frac{1}{2}$  per cents were reduced to \$200,000,000.

The act of January 14, 1875 (18 Statutes, 296), authorizes the Secretary of the Treasury to use any surplus revenues from time to time in the Treasury not otherwise appropriated, and to issue, sell, dispose of, at not less than par, in coin, bonds of this loan, for the purpose of redeeming, on and after January 1, 1879, in coin, at the office of the assistant treasurer of the United States in New York, the outstanding United States legal-tender notes when presented in sums of not less than fifty dollars.

FOUR-PER-CENT. FUNDED LOAN OF 1907.

The act of July 14, 1870 (16 Statutes, 272), authorizes the issue of \$1,000,000,000 at 4 per centum, payable in coin of the present standard value, at the pleasure of the United States Government, after thirty years; these bonds to be exempt from the payment of all taxes or duties of the United States, as well as from taxation in any form by or under State, municipal, or local authority. Bonds and coupons payable at the Treasury of the United States. This act not to authorize an increase of the bonded debt of the United States. Bonds to be sold at not less than par in coin, and the proceeds to be applied to the redemption of outstanding 5-20s, or to be exchanged for said

					Indefinite	500,000 00	
						185,000,000 00	
15 years	Sept. 1, 1891	$4\frac{1}{2}$ per cent.	Par	300,000,000 00			240,000 000 00
						55,000,000 00	
						73,850,000 00	

CS  
R

TABLE K.—Statement of loans made by the United States, &c.—Continued.

	Length of loan.	When redeemable.	Rate of interest.	Price at which sold.	Amount authorized.	Amount issued.	Amount outstanding.
<p>FOUR-PER-CENT. FUNDED LOAN OF 1907—Continued.</p> <p>5-20s, par for par. Payment of these bonds, when due, to be made in order of dates and numbers, beginning with each class last dated and numbered. Interest to cease at the end of three months from notice of intention to redeem.</p>							
	30 years....	Sept. 1, 1907...	4 per cent...	Par .....	\$1,000,000,000 00		\$98,850,000 00
<p>The act of January 14, 1875 (18 Statutes, 296), authorizes the Secretary of the Treasury to use any surplus revenues from time to time in the Treasury not otherwise appropriated, and to issue, sell, dispose of, at not less than par, in coin, bonds of this loan, for the purpose of redeeming, on and after January 1, 1879, in coin, at the office of the assistant treasurer of the United States in New York, the outstanding United States legal-tender notes when presented in sums of not less than fifty dollars.</p>						\$25,000,000 00	
<p>CERTIFICATES OF DEPOSIT.</p> <p>The act of June 8, 1872 (17 Statutes, 336), authorizes the deposit of United States notes without interest by banking associations in sums not less than \$10,000, and the issue of certificates therefor in denominations of not less than \$5,000; which certificates shall be payable on demand in United States notes at the place where the deposits were made. It provides that the notes so deposited in the Treasury shall not be counted as a part of the legal reserve, but that the certificates issued therefor may be held and counted by the national banks as part of their legal reserve, and may be accepted in the settlement of clearing-house balances at the places where the deposits therefor were made, and that the United States notes for which such certificates were issued, or other United States notes of like amount, shall be held as special deposits in the Treasury, and used only for the redemption of such certificates.</p>							
	Indefinite...	On demand ...	None .....	Par .....	No limit .....	64,780,000 00	46,755,000 00
<p>SILVER CERTIFICATES.</p> <p>The act of February 28, 1878 (20 Statutes, 26, sec. 3), provides that any holder of the coin authorized by this act may deposit the same with the Treasurer or any assistant treasurer of the United States, in sums not less than ten dollars, and receive therefor certificates of not less than ten dollars each, corresponding with the denominations of the United States notes. The coin deposited for or representing the certificates shall be retained in the Treasury for the payment of the same on demand. Said certificates shall be receivable for customs, taxes, and all public dues, and, when so received, may be reissued.</p>							
	Indefinite...	On demand ...	None .....	Par .....	No limit .....		1,462,600 00
							2,256,205,892 53



TABLE L.—Statement of 30-year 6 per cent. bonds (interest payable January and July) issued to the several Pacific railway companies under the acts of July 1, 1862 (12 Statutes, 492), and July 2, 1864 (13 Statutes, 359).

Railway companies.	Amount of bonds outstanding.	Amount of interest accrued and paid to date, as per preceding statement.	Amount of interest due as per Registrar's schedule.	Total interest paid by the United States.	Repayment of interest by transportation of mails, troops, &c.	Balance due the United States on interest account, deducting repayments.	Balance of accrued interest due the United States on interest account.	Total amount of interest due the United States from Pacific railway companies.
<b>On January 1, 1876:</b>								
Central Pacific.....	\$25,885,120 00	\$11,027,697 67	\$776,553 60	\$11,804,251 27	\$1,191,765 86	\$10,612,485 41	\$2,712,527 92	\$13,325,013 33
Kansas Pacific.....	6,303,000 00	3,103,893 09	189,090 00	3,292,983 09	1,440,664 84	1,852,318 25	455,846 99	2,308,165 24
Union Pacific.....	27,236,512 00	11,884,324 65	817,095 36	12,701,420 01	3,943,715 65	8,757,704 36	2,170,415 23	10,928,119 59
Central Branch Union Pacific.....	1,600,000 00	781,808 26	48,000 00	829,808 26	44,408 05	785,400 21	230,955 19	1,016,355 40
Western Pacific.....	1,970,560 00	722,380 14	59,116 80	781,496 94	9,367 00	772,129 94	163,069 89	935,199 83
Sioux City and Pacific.....	1,628,320 00	682,703 89	48,849 60	731,553 49	39,005 96	692,547 53	174,873 65	867,421 18
	64,623,512 00	28,202,807 70	1,938,705 36	30,141,513 06	6,668,927 36	23,472,585 70	5,907,688 87	29,380,274 57
<b>On July 1, 1876:</b>								
Central Pacific.....	25,885,120 00	11,804,251 27	776,553 60	12,580,804 87	1,231,213 76	11,349,591 11	3,112,076 38	14,461,667 49
Kansas Pacific.....	6,303,000 00	3,292,983 09	189,090 00	3,482,073 09	1,448,327 39	2,033,745 70	525,021 79	2,558,767 49
Union Pacific.....	27,236,512 00	12,701,420 01	817,095 36	13,518,515 37	4,079,704 77	9,438,810 60	2,496,152 67	11,934,963 27
Central Branch Union Pacific.....	1,600,000 00	829,808 26	48,000 00	877,808 26	44,408 05	833,400 21	261,445 84	1,094,846 05
Western Pacific.....	1,970,560 00	781,496 94	59,116 80	840,613 74	9,367 00	831,246 74	191,125 89	1,022,372 63
Sioux City and Pacific.....	1,628,320 00	731,553 49	48,849 60	780,403 09	39,470 28	740,932 81	200,893 52	941,826 33
	64,623,512 00	30,141,513 06	1,938,705 36	32,080,218 42	6,852,491 25	25,227,727 17	6,786,716 09	32,014,443 26
<b>On January 1, 1877:</b>								
Central Pacific.....	25,885,120 00	12,580,804 87	776,553 60	13,357,358 47	1,268,672 12	12,088,686 35	3,544,981 77	15,633,668 12
Kansas Pacific.....	6,303,000 00	3,482,073 09	189,090 00	3,671,163 09	1,515,718 49	2,155,444 60	601,026 62	2,756,471 23
Union Pacific.....	27,236,512 00	13,518,515 37	817,095 36	14,335,610 73	4,126,871 52	10,208,739 21	2,853,345 13	13,062,084 34
Central Branch Union Pacific.....	1,600,000 00	877,808 26	48,000 00	925,808 26	44,408 05	881,400 21	294,291 22	1,175,691 43
Western Pacific.....	1,970,560 00	840,613 74	59,116 80	899,730 54	9,367 00	890,363 54	221,797 08	1,112,160 62
Sioux City and Pacific.....	1,628,320 00	780,403 09	48,849 60	829,252 69	39,470 28	789,782 41	229,148 30	1,018,930 71
	64,623,512 00	32,080,218 42	1,938,705 36	34,018,923 78	7,004,507 46	27,014,416 32	7,744,590 12	34,759,006 44

TABLE L.—Statement of 30-year 6 per cent. bonds (interest payable January and July) issued to the several Pacific railway companies, &c.—Continued.

Railway companies.	Amount of bonds outstanding.	Amount of interest accrued and paid to date, as per preceding statement.	Amount of interest due as per Register's schedule.	Total interest paid by the United States.	Repayment of interest by transportation of mails, troops, &c.	Balance due the United States on interest account, deducting repayments.	Balance of accrued interest due the United States on interest account.	Total amount of interest due the United States from Pacific railway companies.
<b>On July 1, 1877 :</b>								
Central Pacific.....	\$25,885,120 00	\$13,357,358 47	\$776,553 60	\$14,133,912 07	\$2,065,324 01	\$12,068,588 06	4,004,003 32	\$16,072,591 38
Kansas Pacific.....	6,303,000 00	3,671,163 09	189,090 00	3,860,253 09	1,531,680 06	2,328,573 03	683,507 94	3,012,080 97
Union Pacific.....	27,236,512 00	14,335,610 73	817,095 36	15,152,706 09	4,787,041 67	10,365,664 42	3,237,456 77	13,603,121 19
Central Branch Union Pacific.....	1,600,000 00	925,808 26	48,000 00	973,808 26	58,498 35	915,309 91	329,369 47	1,244,679 38
Western Pacific.....	1,970,560 00	899,730 54	59,116 80	958,847 34	9,367 00	949,480 34	255,161 91	1,204,642 25
Sioux City and Pacific.....	1,628,320 00	829,252 69	48,849 60	878,102 29	62,578 80	815,523 49	259,414 61	1,074,938 10
	64,623,512 00	34,018,923 78	1,938,705 36	35,957,629 14	8,514,489 89	27,443,139 25	8,768,914 02	36,212,053 27
<b>On January 1, 1878:</b>								
Central Pacific.....	25,885,120 00	14,133,912 07	776,553 60	14,910,465 67	2,198,960 71	12,711,504 96	4,484,140 29	17,195,645 25
Kansas Pacific.....	6,303,000 00	3,860,253 09	187,090 00	4,049,343 09	1,532,350 07	2,516,993 02	773,866 85	3,290,859 87
Union Pacific.....	27,236,512 00	15,152,706 09	817,095 36	15,969,801 45	5,134,103 84	10,835,697 61	3,641,300 88	14,476,998 49
Central Branch Union Pacific.....	1,600,000 00	973,808 26	48,000 00	1,021,808 26	62,998 35	958,809 91	366,641 04	1,325,450 95
Western Pacific.....	1,970,560 00	958,847 34	59,116 80	1,017,964 14	9,367 00	1,008,597 14	291,301 17	1,299,898 31
Sioux City and Pacific.....	1,628,320 00	878,102 29	48,849 60	926,951 89	68,409 65	858,542 24	291,575 23	1,150,117 47
	64,623,512 00	35,957,629 14	1,938,705 36	37,896,334 50	9,006,189 62	28,890,144 88	9,848,825 46	38,738,970 34
<b>On July 1, 1878:</b>								
Central Pacific.....	25,885,120 00	14,910,465 67	776,553 60	15,687,019 27	2,343,659 54	13,343,359 73	4,998,311 56	18,341,671 29
Kansas Pacific.....	6,303,000 00	4,049,343 09	189,090 00	4,238,433 09	1,532,530 42	2,705,902 67	872,589 09	3,578,491 76
Union Pacific.....	27,236,512 00	15,969,801 45	817,095 36	16,786,896 81	5,852,870 95	10,934,025 86	4,072,654 57	15,006,680 43
Central Branch Union Pacific.....	1,600,000 00	1,021,808 26	48,000 00	1,069,808 26	67,498 35	1,002,309 91	406,347 61	1,408,657 52
Western Pacific.....	1,970,560 00	1,017,964 14	59,116 80	1,077,080 94	9,367 00	1,067,713 94	330,298 11	1,398,012 05
Sioux City and Pacific.....	1,628,320 00	926,951 89	48,849 60	975,801 49	75,517 99	900,283 50	326,013 09	1,226,296 59
	64,623,512 00	37,896,334 50	1,938,705 36	39,835,039 86	9,881,444 25	29,953,595 61	11,006,214 03	40,959,809 64

TABLE M.—Returns, by judgment of the United States Court of Claims, of proceeds of property seized as captured or abandoned, under the act of March 12, 1853, paid from July 1, 1877, to June 30, 1878.

Date.	To whom paid.	Amount.
September 5, 1877.....	Wylly Woodbridge.....	\$22,941 39
September 5, 1877.....	Cynthia H. Brown.....	8,585 00
September 10, 1877.....	Ficke Wehmann.....	781 98
September 10, 1877.....	George Ross.....	4,331 88
	Total.....	36,640 25

TABLE N.—Judgments of the United States Court of Claims for proceeds of property seized as captured or abandoned, under the act of March 12, 1853, rendered, but not paid, during the fiscal year ended June 30, 1878.

Date of judgment.	Name of claimant.	Amount awarded.
April 8, 1878.....	Elizabeth A. Meriwether.....	\$3,496 26
May 14, 1878.....	Peter Burke.....	8,050 00
May 27, 1878.....	Edward J. Quigley.....	350 66
May 27, 1878.....	James Levy.....	1,042 64
	Total.....	12,939 56

TABLE O.—Receipts and disbursements of United States assistant treasurers, and designated depository at Tucson, Ariz., during the fiscal year ended June 30, 1878.

BALTIMORE.

Balance June 30, 1877..... \$3,547,275 77

RECEIPTS.

On account of customs.....	\$2,822,985 77	
On account of internal revenue.....	246,164 86	
On account of currency redemption.....	137,671 34	
On account of currency withheld in lieu of standard silver dollars and silver coin.....	175,508 00	
On account of semi-annual duty.....	73,358 10	
On account of certificates, act June 8, 1872.....	7,075,000 00	
On account of Post-Office Department.....	199,967 93	
On account of transfers.....	6,179,890 01	
On account of patent fees.....	170 00	
On account of disbursing officers.....	2,344,100 20	
On account of 4 per cent. consols and interest.....	166,274 77	
On account of interest in coin.....	735,264 25	
On account of interest in currency.....	137,400 00	
On account of miscellaneous.....	205,075 84	
		20,498,831 07
		24,046,106 84

DISBURSEMENTS.

On account of Treasury drafts.....	4,171,930 04	
On account of Post-Office drafts.....	196,235 84	
On account of disbursing accounts.....	2,398,323 03	
On account of standard silver dollars and silver coin.....	175,508 00	
On account of interest in coin.....	1,315,817 10	
On account of interest in currency.....	109,470 00	
On account of transfers.....	4,698,923 95	
On account of certificates of deposit, act June 8, 1872.....	7,295,000 00	
On account of currency redemption.....	137,851 75	
		20,499,059 71
Balance June 30, 1878.....		3,547,047 13

TABLE O.—Receipts and disbursements, &amp;c.—Continued.

## BOSTON.

Balance June 30, 1877 ..... \$10,896,468 73

## RECEIPTS.

On account of customs .....	\$13,488,013 58	
On account of semi-annual duty .....	839,615 11	
On account of certificates, act June 8, 1872 .....	10,865,000 00	
On account of Post-Office Department .....	570,765 12	
On account of transfers .....	22,102,428 28	
On account of patent fees .....	9,250 85	
On account of disbursing officers .....	35,745,002 60	
On account of interest in coin .....	7,384,919 13	
On account of interest in currency .....	451,320 72	
On account of miscellaneous .....	1,764,827 39	
		93,221,142 78
		<u>104,117,611 51</u>

## DISBURSEMENTS.

On account of Treasury drafts .....	13,464,548 58	
On account of Post-Office drafts .....	557,717 03	
On account of disbursing accounts .....	36,441,003 91	
On account of interest in coin .....	10,460,378 64	
On account of interest in currency .....	451,200 72	
On account of transfers .....	16,404,642 75	
On account of certificates of deposit, act June 8, 1872 .....	11,090,000 00	
On account of fractional currency redeemed .....	319,712 54	
		94,189,204 17
Balance June 30, 1878 .....		<u>9,928,407 34</u>

## CHICAGO.

Balance June 30, 1877 ..... \$4,648,893 07

## RECEIPTS.

On account of customs .....	\$1,805,158 81	
On account of internal revenue .....	9,766,264 08	
On account of sale of lands .....	24,857 11	
On account of gold sales .....	1,190,974 31	
On account of $\frac{1}{4}$ per cent. loan .....	1,806,527 25	
On account of certificates, act June 8, 1872 .....	3,800,000 00	
On account of Post-Office Department .....	899,157 33	
On account of transfers .....	7,986,059 59	
On account of patent fees .....	10,042 45	
On account of disbursing officers .....	7,450,721 36	
On account of interest in coin .....	122,471 25	
On account of miscellaneous .....	143,009 17	
		35,005,242 71
		<u>39,654,135 78</u>

## DISBURSEMENTS.

On account of Treasury drafts .....	10,753,201 78	
On account of Post-Office drafts .....	1,014,477 22	
On account of disbursing accounts .....	8,242,695 90	
On account of payments on registered interest, currency, not reimbursed .....	\$3,330 00	
On account of payments on registered interest, coin, not reimbursed .....	32,336 00	
		35,666 00
On account of gold sales .....	1,169,692 91	
On account of interest in coin .....	150,575 42	
On account of interest in currency .....	3,330 00	
On account of transfers .....	10,271,871 08	
On account of certificates of deposit, act June 8, 1872 .....	2,375,000 00	
		34,016,510 31
Balance June 30, 1878 .....		<u>5,637,625 47</u>

TABLE O.—Receipts and disbursements, &amp;c.—Continued.

## CINCINNATI.

Balance June 30, 1878..... \$2, 115, 529 32

## RECEIPTS.

On account of customs.....	\$430, 300 22	
On account of internal revenue.....	374, 847 56	
On account of sale of 4 per cent. consols.....	1, 082, 664 23	
On account of gold notes.....	600, 000 00	
On account of certificates, act June 8, 1872.....	1, 330, 000 00	
On account of Post-Office Department.....	404, 323 09	
On account of transfers.....	9, 632, 720 10	
On account of patent fees.....	4, 461 65	
On account of disbursing officers.....	1, 255, 250 04	
On account of interest in coin.....	1, 510, 067 54	
On account of interest in currency.....	420 00	
On account of miscellaneous.....	151, 668 01	
		<u>16, 776, 722 44</u>
		18, 892, 251 76

## DISBURSEMENTS.

On account of Treasury drafts.....	2, 563, 150 70	
On account of Post-Office drafts.....	385, 323 61	
On account of disbursing accounts.....	1, 290, 891 35	
On account of interest in coin.....	1, 509, 613 04	
On account of interest in currency.....	270 00	
On account of transfers.....	9, 348, 076 96	
On account of certificates of deposit, act June 8, 1872.....	1, 615, 000 00	
On account of fractional currency redeemed.....	143, 648 87	
		<u>16, 853, 974 53</u>
Balance June 30, 1878.....		<u>2, 038, 277 23</u>

## NEW ORLEANS.

Balance June 30, 1877..... \$2, 864, 713 24

## RECEIPTS.

On account of customs.....	\$1, 887, 814 50	
On account of internal revenue.....	1, 063, 001 25	
On account of sale of lands.....	1, 781 69	
On account of Post-Office Department.....	398, 895 70	
On account of transfers.....	2, 505, 000 00	
On account of patent fees.....	2, 056 75	
On account of disbursing officers.....	7, 315, 949 62	
On account of interest in coin.....	54, 082 00	
On account of interest in currency.....	3, 780 00	
On account of miscellaneous.....	815, 688 61	
		<u>14, 048, 050 12</u>
		16, 912, 763 36

## DISBURSEMENTS.

On account of Treasury drafts.....	4, 466, 870 52	
On account of Post-Office drafts.....	406, 615 49	
On account of disbursing accounts.....	6, 336, 353 16	
On account of interest in coin.....	53, 882 00	
On account of interest in currency.....	3, 780 00	
On account of transfers.....	948, 000 00	
On account of fractional currency redeemed.....	64, 000 00	
		<u>12, 279, 501 17</u>
Balance June 30, 1878.....		4, 633, 262 19

TABLE O.—Receipts and disbursements, &amp;c.—Continued.

## NEW YORK.

Balance June 30, 1877..... \$141, 312, 006 71

## RECEIPTS.

On account of customs .....	\$94, 059, 240 70
On account of internal revenue .....	1, 912, 859 68
On account of gold notes .....	50, 342, 400 00
On account of silver notes .....	348, 000 00
On account of certificates, act June 8, 1872 .....	49, 115, 000 00
On account of Post-Office Department .....	7, 936, 215 96
On account of transfers .....	118, 921, 091 43
On account of patent fees .....	7, 682 20
On account of disbursing officers .....	263, 500, 301 59
On account of bullion account, superintendent of assay-office .....	14, 493, 125 49
On account of interest in coin .....	65, 823, 883 74
On account of interest in currency .....	3, 572, 579 20
On account of miscellaneous .....	60, 642, 851 19
	<hr/>
	730, 673, 231 18
	<hr/>
	871, 985, 237 89

## DISBURSEMENTS.

On account of Treasury drafts .....	292, 867, 392 52
On account of Post-Office drafts .....	7, 227, 023 06
On account of disbursing accounts .....	264, 338, 246 84
On account of bullion account, superintendent of assay-office .....	13, 444, 579 54
On account of interest in coin .....	65, 823, 883 74
On account of interest in currency .....	3, 548, 459 20
On account of certificates of deposit, act June 8, 1872 .....	53, 095, 000 00
On account of fractional currency redeemed in silver .....	372, 000 00
On account of fractional currency redeemed in notes .....	138, 400 00
	<hr/>
	790, 854, 984 90
	<hr/>
Balance June 30, 1878 .....	171, 130, 252 99

## PHILADELPHIA.

Balance June 30, 1877..... \$13, 900, 140 63

## RECEIPTS.

On account of customs .....	\$6, 729, 206 81
On account of internal revenue .....	495, 148 84
On account of gold-notes .....	2, 100, 000 00
On account of certificates, act June 8, 1872 .....	12, 925, 000 00
On account of Post-Office Department .....	616, 635 39
On account of transfers .....	23, 832, 717 62
On account of patent fees .....	4, 807 85
On account of disbursing officers .....	18, 389, 890 62
On account of interest in coin .....	1, 897, 153 00
On account of interest in currency .....	151, 890 00
On account of fractional currency for redemption .....	216, 567 73
On account of miscellaneous .....	1, 475, 861 84
	<hr/>
	68, 834, 879 70
	<hr/>
	82, 735, 020 33

## DISBURSEMENTS.

On account of Treasury drafts .....	19, 661, 677 40
On account of Post-Office drafts .....	662, 224 67
On account of disbursing accounts .....	18, 439, 587 20
On account of interest in coin .....	4, 841, 981 23
On account of interest in currency .....	151, 890 00
On account of transfers .....	11, 694, 850 00
On account of certificates of deposit, act June 8, 1872 .....	17, 715, 000 00
On account of fractional currency redeemed .....	222, 526 73
	<hr/>
	73, 389, 737 23
	<hr/>
Balance June 30, 1878 .....	9, 345, 283 10

TABLE O.—Receipts and disbursements, &amp;c.—Continued.

## SAN FRANCISCO.

Balance June 30, 1877 ..... \*\$5,178,896 73

## RECEIPTS.

On account of customs .....	\$6,575,530 44
On account of internal revenue.....	2,451,028 77
On account of sale of lands.....	469,333 81
On account of subscription to 4 per cent. loan, 1907.....	547,528 13
On account of standard dollars received for certificates.....	1,501,710 00
On account of coin withheld in lieu of United States notes.....	82,275 00
On account of Post-Office Department.....	363,195 90
On account of transfers.....	4,466,296 25
On account of patent fees.....	12,802 10
On account of disbursing officers.....	11,305,652 60
On account of miscellaneous.....	741,514 00
	<hr/>
	28,516,867 00

33,695,763 73

## DISBURSEMENTS.

On account of Treasury drafts.....	6,390,854 50
On account of Post-Office drafts.....	336,888 80
On account of disbursing accounts.....	10,961,259 16
On account of bullion account.....	2,306,000 00
On account of interest in coin.....	138,842 57
On account of interest in currency.....	15,720 00
On account of transfers.....	505,700 00
On account of United States notes disbursed in lieu of coin.....	82,275 00
	<hr/>
	20,731,540 03

Balance June 30, 1878 ..... 12,964,223 70

## SAINT LOUIS.

Balance June 30, 1877 ..... \$2,372,421 30

## RECEIPTS.

On account of customs .....	\$1,508,738 91
On account of internal revenue.....	636,471 83
On account of sale of lands.....	16,350 21
On account of certificates, act June 8, 1872.....	1,720,000 00
On account of Post-Office Department.....	1,101,805 25
On account of transfers.....	7,787,026 91
On account of patent fees.....	4,515 15
On account of disbursing officers.....	4,425,569 16
On account of loan of 4 per cent. consols, 1907.....	239,575 96
On account of coin sales.....	1,426,583 64
On account of miscellaneous.....	555,654 39
	<hr/>
	19,422,291 41

21,794,712 71

## DISBURSEMENTS.

On account of Treasury drafts.....	6,395,795 46
On account of Post-Office drafts.....	1,080,764 81
On account of disbursing accounts.....	4,444,394 97
On account of silver.....	202,939 00
On account of coin sales.....	1,430,657 12
On account of interest in coin.....	196,684 32
On account of interest in currency.....	6,800 00
On account of transfers.....	3,497,161 16
On account of certificates of deposit, act of June 8, 1872.....	830,000 00
On account of fractional currency redeemed.....	51,815 00
On account of miscellaneous, inclusive of silver checks.....	13,714 22
	<hr/>
	18,150,726 06

Balance June 30, 1878 ..... 3,643,986 65

\* The reserve fund, amounting to \$2,240,000, is included in this amount.

TABLE O.—Receipts and disbursements, &amp;c.—Continued.

## TUCSON.

Balance June 30, 1877 .....		\$606,711 15
RECEIPTS.		
On account of customs .....	\$872 01	
On account of internal revenue .....	20,116 44	
On account of sale of lands .....	19,160 76	
On account of Post-Office Department, surplus money-order funds, &c .	63,216 31	
On account of transfers, drafts from Treasurer United States on assist-		
ant treasurers New York, and San Francisco .....	308,000 00	
On account of patent fees .....	400 00	
On account of disbursing officers .....	23,157 78	
On account of deposits of disbursing officers .....	1,625,598 81	
		2,065,522 11
		2,672,233 26
DISBURSEMENTS.		
On account of Treasury drafts .....	720,884 19	
On account of disbursing-accounts, checks paid .....	1,542,556 36	
On account of transfers .....	8,464 31	
		2,271,904 86
Balance June 30, 1878 .....		400,328 40



---

---

## APPENDIX.

---

---

# APPENDIX

# APPENDIX.

## REPORT OF THE DIVISION OF SPECIAL AGENTS.

### TREASURY DEPARTMENT, *Division of Special Agents, November 12, 1878.*

SIR: I have the honor to submit the following report of the transactions of the Division of Special Agents for the fiscal year ended June 30, 1878:

Value of seizures reported by special agents.....	\$108,854 95
Amount involved in suits instituted upon information of special agents.....	809,994 53
Amount recovered by suit or otherwise.....	38,984 70
Increased duties and penalties collected.....	70,963 38
Reductions in expenses recommended.....	64,781 90
Saving by reduction in drawbacks on sugar as recommended by special agents.....	304,515 82
Estimated saving in charges and commission cases.....	1,000,000 00
	<hr style="border-top: 1px solid black;"/>
Arrests and criminal prosecutions instituted.....	55

The number of agents authorized and employed during the year was twenty:

Per-diem compensation.....	\$58,400 00
Travelling expenses.....	18,124 86
	<hr style="border-top: 1px solid black;"/>
Total cost.....	76,524 86
	<hr style="border-top: 3px double black;"/>

A system of examining custom-houses upon an unusually thorough basis was inaugurated during the year. Printed instructions for such examinations were issued to the agents, in which were embodied a series of questions, to answer which required a careful inspection of the books, accounts, &c., of each district. Under these instructions there were sixty-seven customs districts examined. Eight cases of defalcation by customs officers were discovered, amounting in all to \$22,662 29. Of this amount, \$4,754 83 has been paid, \$15,340 75 is in suit on official bonds of collectors, and \$2,566 71 has been charged to collectors by the accounting officers.

At the beginning of the fiscal year the supervision of the transportation of dutiable merchandise in bond, and of bonded warehouses, and correspondence connected therewith, was assigned to this division. During the year eighty-seven bonds for warehouses were approved, and one hundred and twenty-three warehouses discontinued, leaving

in force, on June 30, 1878, three hundred and forty-eight bonds, covering four hundred and ninety-eight buildings, forty-four yards, and ten elevators; in all of which bonded goods are stored. There were twenty-two bonds of common-carriers approved, and eighteen discontinued, leaving one hundred and twenty-five bonded routes (of which twenty-seven are for the transportation of unappraised goods) in operation June 30, last. These routes are bonded by railroad, steamboat, and canal companies, and, in a few instances, by single individuals.

The number of packages of unappraised merchandise transported from ports of first arrival to ports of destination, under immediate transportation bonds, during the year, was 304,706, on which the invoice value was \$7,861,239, and the estimated duties \$4,044,162 18.

By means of monthly reports from the ports of importation and of destination, supervision is exercised over the goods forwarded under immediate-transportation bonds, and all missing packages traced and discrepancies reconciled.

From the monthly reports of collectors of customs, showing the amount of business transacted, the receipts from all sources, and the cost of collection, a statement has been prepared, from which it appears that the saving during the last fiscal year, in the cost of collecting the revenue, over that of the year previous, was \$778,492 25. It is also shown by this statement that, in a large number of districts, the cost of collection forms a large percentage of the amount collected, while in thirty-three districts the cost exceeds the receipts. In many of these districts, which were established in 1799, when all commerce was carried on in sailing-vessels, there are now no importations of foreign merchandise whatever, and the duties of the collectors are confined to routine matters pertaining to the coastwise trade.

It is respectfully suggested, that if the Secretary of the Treasury were authorized by law to consolidate two or more customs districts, whenever in his judgment the public interests so require, the Department would be able to materially increase the efficiency of the service and lessen expenses without endangering the revenue.

#### UNDERVALUATIONS.

It has been estimated by many persons, well-informed in respect to customs matters, that the loss to the revenue by undervaluations, since the repeal of the moiety acts, would reach as high as \$25,000,000 per annum. There can be no doubt that many millions are lost every year on this account. In some classes of merchandise, American merchants

have been compelled by reason of undervaluations to stop importing on their own account, and to buy their goods from commission merchants, who receive the merchandise on consignment from manufacturers in Europe. It has been argued that the increase of importations by consignment in this country is the result of progress in business, and is simply following the course of European trade; and that the fact that merchandise of a particular character is imported into the United States on consignment only, and is never purchased in Europe by an American dealer, is no indication that such merchandise is undervalued. To this, it may be answered that goods of the same character and quality as those sent to the United States on consignment only are freely sold at the places of manufacture in Europe to other markets than the United States, and would be purchased by importers in this country, having resident buyers in the European markets, if it were possible for them to buy the goods at the market rates, and import and sell them in competition with consigned goods without loss. This cannot be done so long as consigned goods are allowed to be entered at the values fixed by the manufacturers in Europe, who send them to their regular agents in this country for sale.

Special efforts have been made by this division to ascertain the true market value of certain lines of goods which are imported by consignment only, and these efforts have been partially successful.

Owing to the provisions of the act of June 22, 1874, under which it is necessary to prove an intent on the part of the importers to defraud the revenue before forfeiture of merchandise seized for undervaluation can be obtained, the Government is practically barred from any remedy in the courts for frauds by the undervaluation of consigned goods. The invoices of this character are made by the manufacturers, whose agents in the United States, making the entry and oath as to value according to their best knowledge and belief, (their knowledge of such value being ostensibly derived from the invoices only,) need not, necessarily, be familiar with the actual foreign-market value of the goods.

In all cases where reliable information has been obtained respecting market values the facts have been laid before the appraisers, who, when they found the evidence of a character to warrant it, have made proper advances upon the invoices, and where such advances are above 10 per cent., and therefore involve an additional duty of 20 per cent., it has been the almost invariable practice of the importers to demand a reappraisalment. In many of these reappraisalments, the advances made by the appraisers have been sustained. In a recent instance, where, upon information furnished by this division, an advance of 35

per cent. was made upon a consigned invoice of silks, such advance was sustained upon a reappraisal, the head of one of the largest American dry-goods firms being the merchant appraiser. A subsequent invoice of the same class of goods was voluntarily advanced by the consignee 25 per cent. upon entry, and this advance was afterwards increased by the appraiser to equal the value fixed upon the reappraisal referred to, without appeal or protest on the part of the consignee.

The evasion of full payment of duties by undervaluations of certain standard goods, notably silks, velvets, laces, and fine kid gloves, has not only been a subject of comment among merchants, but has for the past four years, with the exception of a few invoices of gloves imported at Philadelphia, prevented direct importations of such goods by American merchants.

With respect to silks, it is very difficult to obtain conclusive evidence of value, because the element of weighting by the dyer is an uncertain, and to all except the manufacturer of the particular goods which may be under examination, an unknown quantity. The best experts are able to give a confident opinion within 10 per cent. of the relative values of two pieces of silk.

The determination by reappraisal of the true market value of certain importations is rendered difficult by the prevailing practice among agents of foreign manufacturers of acting as expert witnesses for one another. It also not unfrequently happens that the merchant member of the reappraising board is connected, directly or indirectly, with some one of the foreign agencies referred to.

Another obstacle in the way of obtaining accurate information on this subject, is the reticence of merchants. Compelled, by reason of the existing monopoly of the trade in silks and gloves, to have business relations with the agents of foreign manufacturers, it is readily seen that a due regard for their own interests is sufficient to prevent that assistance in exposing and suppressing the evil of undervaluations which could and would under other circumstances, no doubt, be rendered to the Government.

The disposition on the part of European manufacturers and tradesmen, particularly on the Continent, to evade the American tariff, has grown so wide-spread that even retail dealers, milliners, dress-makers, and other trades-people are in the habit of tendering to American tourists, as an inducement to them to purchase goods, false invoices to enable such tourists, upon their return home, to evade a portion of the legal duty. Although the fact of the existence of a system of deliberate undervaluations is known to every well-informed merchant in

the country, the difficulties attending the production of such convincing proof in specific cases as will justify proper advances on appraisement are almost insuperable. The appraising officers may be sustained in one or two, or a dozen, reappraisements, but, sooner or later, through the persistent and continued efforts of the commission agents, the invoices of foreign manufacturers again become the basis for assessment of duty. By thus undervaluing their invoices the manufacturers are really enabled to fix the duty to be paid, without regard to the rate prescribed by law.

Take, for instance, the importations of kid gloves. A merchant in Philadelphia bought an invoice of kid gloves, of the first quality, at 54 francs per dozen, from a manufacturer in Europe who had not established an agency in the United States. These gloves were entered at the custom-house in Philadelphia, at that price, and the duties upon them were paid. At the same time, gloves equal in quality to those above mentioned, and manufactured in the same town in France, were invoiced and entered at the custom-house, New York, at 42 francs per dozen. In the one case the merchant pays the Government, after deducting the usual discounts, \$4.79 per dozen, or 50 per cent. ad valorem, while in the other the manufacturer, through his agent, pays \$3.72 per dozen, or  $38\frac{8}{10}$  per cent. ad valorem, assuming that the sales to the Philadelphia merchant were made at the true market value.

In his charge to the jury in the Sherry-wine case, 2d Benedict, page 249, Judge Blatchford illustrates this condition of affairs as follows:

“Every *ad-valorem* system of revenue must be made, as far as possible, uniform in its operation, or it will be oppressive and unjust. Merchandise, as a matter of course, will be shipped to this country by the man who manufactures it, and like merchandise will be shipped here by the man who purchases it. If the manufacturer is allowed to invoice his merchandise at what it costs him to make it, and the purchaser is compelled to invoice his goods at what it costs him to buy them, inasmuch as the purchaser must pay for the goods, not only what it costs the manufacturer to make them, but the profit of the manufacturer in addition, an unfair discrimination is made against the purchaser, enabling the manufacturer to undersell him in the market here, and, in the end, surely drive him out. This is a principle which is easy to be understood, and commends itself to the good sense of every man. Hence the rule referred to, and which finds expression in the language which I have cited from the act of 1863. In the case of a purchaser of goods, the cost to him to buy the goods abroad is assumed, as a general rule, by the law to indicate the actual market value of what he buys, it being presumed that he buys at the ordinary actual market value; and to put the purchaser upon the same footing with the manufacturer, to make an unjust discrimination against the purchaser, and in favor of the manufacturer, and to enable the Government to collect substantially the same amount of duty, at the same

*ad-valorem* rate, on the same quantity of the same description of merchandise, whether shipped here for account of the purchaser of it, or for account of its manufacturer, the law requires the manufacturer to invoice his goods, when he imports them here as his own, at their actual market value in the principal markets of the country where they were manufactured, no matter what their cost to him, no matter whether they cost more or less than such actual market value—in substance and effect it requires the manufacturer to invoice them at what the purchaser would have to pay for them and invoice them at. That is the theory of the law, and the object of the law; and its language endeavors to carry out that theory and object, as far as it is possible for human legislation to carry out a principle.”

There appears to be but one effectual remedy for these difficulties, and that is the substitution of specific for *ad-valorem* duties, both as to silks and gloves.

In this connection attention is called to a provision of the British customs laws, in existence at the time when *ad-valorem* duties were collected in Great Britain, under which merchandise alleged to be undervalued was taken possession of by the customs officers, and the value as stated in the invoice, with 5 per cent. addition, was paid to the importer as a full equivalent for his goods. A law of this kind on our statute-books would have a wholesome effect upon foreign manufacturers.

#### CHARGES AND COMMISSION CASES.

An examination of the claims known as the charges and commission cases was begun during the year, and is not yet completed. Facts were developed, however, prior to the close of the last session of Congress, sufficient to show that a great number of these claims were based upon fraudulent protests; and upon being advised of these facts the Committee on Appropriations declined to make the necessary appropriations to pay ten of the claims which were at that time adjusted, amounting to \$42,201 71. An appropriation of \$350 only was made to pay the amount of one claim, which was found to be based upon a genuine protest. It is estimated by the officers who have examined these claims that the sum of \$800,000 has been paid since 1866, to authorized attorneys of importers in cases upon which no legal protests had been made. The papers in five hundred and fifty-three of the six hundred and fifty suits still pending have been examined, and of that number five hundred and thirty-three are pronounced invalid, for want of legal protests. To state the exact amount involved in these cases would necessitate the computation of the duties paid on the charges and commissions, and the interest thereon, in each invoice and entry. This can only be done by the employment of a large clerical force. An



estimate based upon the average amount paid upon the cases heretofore settled, however, indicates that the saving to the Government by the investigation of these cases will be more than a million of dollars.

#### SUGAR FRAUDS.


Investigations of alleged frauds in the importation and exportation of sugar, begun before the close of the fiscal year, are still in progress. Such frauds are believed to have been perpetrated—1st, by artificial coloring to reduce the rate of duty; 2d, by false weights; 3d, by improper sampling and classification; and 4th, by fraudulent claims for drawback on adulterated sugars.

Several cargoes of sugar alleged to be artificially colored have been seized and suits for their condemnation are still pending.

Very respectfully,

A. K. TINGLE,  
*Supervising Special Agent.*

Hon. JOHN SHERMAN,  
*Secretary of the Treasury.*



---

---

**REPORT OF COMMISSIONER OF INTERNAL REVENUE.**

---

---

REPORT OF THE COMMISSIONER OF THE GENERAL LAND OFFICE

REPORT  
OF  
THE COMMISSIONER OF INTERNAL REVENUE.

---

TREASURY DEPARTMENT,  
OFFICE OF INTERNAL REVENUE,  
*Washington, November 25, 1878.*

SIR: I have the honor to submit the report of the Bureau of Internal Revenue for the fiscal year ended June 30, 1878, accompanied by additional facts and figures bringing down the operations of this branch of the public service as nearly as possible to the present date. It affords me gratification to note that the heavy falling off in the receipts from internal revenue taxation which marked the closing months of the past fiscal year has ceased, and that the receipts for the current fiscal year have thus far shown an increase.

I am glad to be able to report that in a majority of the States the internal revenue laws have been enforced without serious difficulty or obstruction. There has been a commendable spirit exhibited on the part of manufacturers and dealers to observe the law, and it is believed that the tax on distilled spirits is now being collected with fewer frauds and less loss to the government than at any time since the establishment of the internal revenue system. Collectors and their subordinate officers have manifested praiseworthy zeal in the enforcement of the laws, and are entitled to the commendation of the government for their integrity and fidelity to duty. In the majority of districts prosecutions for violations of the internal revenue laws have been reduced to a minimum, in consequence of the steady enforcement of the laws and a state of public opinion favorable to their observance and enforcement. In other districts, however, it has been found necessary greatly to multiply prosecutions for violations of internal revenue laws and to institute vigorous and systematic efforts for the suppression of frauds.

RESISTANCE TO LAW.

It is with extreme regret I find it my duty to report the great difficulties that have been and still are encountered in many of the Southern States in the enforcement of the laws. In the mountain regions of West Virginia, Virginia, Kentucky, Tennessee, North Carolina, South Carolina, Georgia, and Alabama, and in some portions of Missouri, Arkansas, and Texas, the illicit manufacture of spirits has been carried on for a number of years, and I am satisfied that the annual loss to the government from this source has been very nearly if not quite equal to the annual appropriation for the collection of the internal revenue tax throughout the whole country. In the regions of country named there are known to exist about five thousand copper stills, many of which at certain times are lawfully used in the production of brandy from apples and peaches,

but I am convinced that a large portion of these stills have been and are used in the illicit manufacture of spirits. Part of the spirits thus produced has been consumed in the immediate neighborhood; the balance has been distributed and sold throughout the adjacent districts. This nefarious business has been carried on, as a rule, by a determined set of men, who in their various neighborhoods league together for defense against the officers of the law, and at a given signal are ready to come together with arms in their hands to drive the officers of internal revenue out of the country.

As illustrating the extraordinary resistance which the officers have had on some occasions to encounter I refer to occurrences in Overton County, Tennessee, in August last, where a posse of eleven internal revenue officers, who had stopped at a farmer's house for the night, were attacked by a band of armed illicit distillers, who kept up a constant fusillade during the whole night, and whose force was augmented during the following day till it numbered nearly two hundred men. The officers took shelter in a log house, which served them as a fort, returning the fire as best they could, and were there besieged for forty-two hours, three of their party being shot—one through the body, one through the arm, and one in the face. I directed a strong force to go to their relief, but in the mean time, through the intervention of citizens, the besieged officers were permitted to retire, taking their wounded with them, and without surrendering their arms.

So formidable has been the resistance to the enforcement of the laws that in the districts of fifth Virginia, sixth North Carolina, South Carolina, second and fifth Tennessee, second West Virginia, Arkansas, and Kentucky, I have found it necessary to supply the collectors with breech-loading carbines. In these districts, and also in the States of Georgia, Alabama, Mississippi, in the fourth district of North Carolina, and in the second and fifth districts of Missouri, I have authorized the organization of posses ranging from five to sixty in number, to aid in making seizures and arrests, the object being to have a force sufficiently strong to deter resistance if possible, and, if need be, to overcome it.

#### SYMPATHY OF CITIZENS AND STATE OFFICERS WITH VIOLATORS OF LAW.

In some of the districts where illicit distilling was carried on to any great extent leading citizens were either directly interested in the business, or else were in active sympathy with the distillers, and the officers of the law have usually received but little aid or encouragement from the people in their efforts for the collection of the revenue and the arrest and punishment of offenders. This state of things has been extremely discouraging, and added to it is the fact that in some cases State officers, including judges on the bench, have sided with the illicit distillers and have encouraged the use of the State courts for the prosecution of the officers of the United States upon all sorts of charges, with the evident purpose of obstructing the enforcement of the laws of the United States. The illicit distillers have on numerous occasions fired upon our officers. A table in another part of this report shows in detail the loss in killed and wounded that the service has sustained since my last report. I regret to have to record the fact that when the officers of the United States have been shot down from ambuscade, in cold blood, as a rule no efforts have been made on the part of the State officers to arrest the murderers; but in cases where the officers of the United States have been engaged in the enforcement of the laws, and have unfortunately come in conflict with the violators of the law, and homicides have

occurred, active steps have been at once taken for the arrest of such officers, and nothing would be left undone by the State authorities to bring them to trial and punishment.

#### TWO CASES IN POINT.

Two cases occurring in the State of South Carolina forcibly illustrate this position. In April last, Rufus H. Springs, a United States deputy marshal, accompanied a posse of deputy collectors in their search for an illicit still among the foot hills of the Blue Ridge. Without the slightest provocation, or any overt act of his against the person of his assassin, he was fired upon from ambush and instantly killed. This deed scarcely created a ripple on the surface of the public mind. There has been no attempt on the part of the State authorities to ferret out the murderer or to bring him to trial and punishment. The murdered man was an excellent officer, of unimpeachable personal character, and left a widow and one child.

In strong contrast with this case are the circumstances attending the arrest of Hugh P. Kane, William Durham, and R. P. Scruggs in the same State. They were deputy collectors and deputy marshals who were intrusted with a warrant for the arrest of one Amos Ladd, who had been long engaged in the business of illicit distilling and formed one of a band of lawless men in Pickens County who had openly defied and attacked the officers of the United States. Ladd resisted arrest, gun in hand, and the officers, acting as I believe upon a well-grounded apprehension of danger to their own lives, fired upon him and killed him. No sooner had this unfortunate act occurred than great excitement prevailed throughout the State. The local newspapers denounced the officers as murderers, and, though they promptly surrendered to the nearest State authorities outside of Pickens County, where they deemed their lives would be unsafe, bail was refused them and they were committed to jail. At the next sitting of the State court they were indicted for murder, and the State judge, in an elaborately prepared opinion, refused to recognize the transfer of their cases to the United States circuit court.

While this statement of facts correctly illustrates what the condition of public sentiment has been in regard to the killing of a United States officer by a citizen and the killing of a citizen by a United States officer, it is proper to add, in regard to the latter case, that, believing these officers to have acted in necessary self-defense in the killing of Ladd, I have deemed it right to direct the collector to keep them on his pay-roll as deputy collectors, although they still remain incarcerated in one of the county jails awaiting their trial before the circuit court of the United States, to which court their case was duly transferred.

#### THE ROOT OF THE EVIL.

Much of the opposition to the enforcement of the internal revenue laws is properly attributable to a latent feeling of hostility to the government and laws of the United States still prevailing in the breasts of a portion of the people of these districts, and in consequence of this condition of things the officers of the United States have often been treated very much as though they were emissaries from some foreign country quartered upon the people for the collection of tribute. The courts of the United States have come in for a due share of suspicion and abuse, upon the ground that they are organized for the oppression of the citizen and for the protection of the officers of the United States in oppression and wrong. I have endeavored to disabuse the minds of the people upon these questions by having our officers point out that the laws of the

United States are enacted by the representatives of the whole people; that the law providing for the imposition of a tax upon distilled spirits is uniform throughout the country, and realizes to the government nearly sixty million of dollars per annum, and that while the law remains upon the statute book it is the duty of every good citizen to observe it, and of every officer of the United States assigned to that duty to enforce it. I have stated to them that the pains and penalties for violation of this law are severe, that no man can with safety infringe its provisions, and that any community in which violations of the law become general must soon be given over to anarchy and disorder. I have further endeavored to extend to the people in the mountain districts where illicit distilling has mostly prevailed every facility for the establishment of small distilleries in conformity with law. In this connection I respectfully refer to a proposed modification of existing laws elsewhere suggested with a view of facilitating the establishment of legal distilleries in the mountain regions of the South and Southwest.

#### CHARACTER OF THE OFFICERS EMPLOYED.

It has been my wish, and I have so directed collectors, that in the employment of special deputies, as well as in the appointment of their regular force, they should select men of integrity, character, and discretion, and I am satisfied that in the main they have been able to procure the services of men of this description. It must be borne in mind, however, that operations against illicit distillers for the seizure of their distilleries and the arrest of their persons are extremely hazardous, and in fact, an officer who goes upon a mission of this kind feels that he takes his life in his hand. For this desperate work it has not been found practicable to obtain the services of the most educated and refined citizens, especially in view of the fact that the service is temporary and the pay not large. I am, however, glad to be able to report that, with very rare exceptions, the officers so employed have proven themselves trustworthy, courageous, and discreet, and although they have often been resisted and fired upon by violators of the law, and though frequently their characters have been traduced by the local press, they have gone forward earnestly in the discharge of their duties, and have received the commendation of the collectors and of this office.

#### CONDITIONAL AMNESTY TO OFFENDERS.

Open violations of law in the manufacture and sale of illicit spirits have gone on in some districts, from year to year, until whole neighborhoods, and in some cases hundreds of men in a single county, became involved, so that it seemed wholly impracticable to bring all the violators of the law to trial and punishment. Consequently, after demonstrating to the minds of these men, by vigorous efforts to suppress the frauds with strong bodies of armed officers, that the government had not only the disposition but the ability to put an end to these violations of the law, offenders, who have not been actually engaged in resisting the officers by force, have been permitted to come forward and plead guilty, and have their sentences suspended during good behavior. This course has been pursued with your approbation and with that of the honorable the Attorney General and the President. The object has been to induce illicit distillers to abandon their evil practices, and also to arouse in the breasts of law-abiding citizens a sentiment favorable to the observance and enforcement of the laws. I am not without hope that some good results may follow the course that has been pursued. One advantage that has been derived from the amnesty accorded is seen in the fact that whereas, previously, our officers could scarcely enter the infected coun-



ties without being fired upon, they are now able, in most cases, to police the districts with comparative safety. I am, however, opposed to a repetition of this business of wholesale amnesty. Hereafter, in my opinion, violators of the law should be required to endure the penalties provided by law for their offenses.

#### WAYS AND MEANS.

The usual force of deputies heretofore allowed collectors for the collection of the revenue in the districts where illicit distilling has mostly prevailed, has been found totally inadequate for the suppression of frauds, and with your approval I have adopted the plan of giving collectors authority to employ, from time to time, a suitable number of special deputies to aid in making seizures. These internal revenue officers have also usually constituted a posse to assist the deputy marshals in making arrests. To meet the extraordinary expenses thus incurred I have found it necessary to cut down the salaries of officers throughout the country, so as to be able to set aside from the general appropriation a sum of money for that purpose, which has been supplemented by the use of a considerable portion of the appropriation for the suppression of frauds. But, with the best care I could bestow upon the subject, I have been unable to provide a suitable sum for paying these extraordinary expenses during the present fiscal year. I am of opinion that if active measures can be kept up against illicit distillers for twelve months more the business will be substantially broken up, and that violations of internal revenue laws in the districts named will be scarcely more frequent than in other portions of the country. The accomplishment of this object seems to me so exceedingly desirable that I wish to bring the subject prominently to the attention of Congress, with the hope that that honorable body may deem it proper to make a suitable appropriation for the early suppression of these frauds.

The illicit manufacture and sale of spirits have so demoralizing an effect upon the people in the neighborhood where they are practiced, that, as government has undertaken to collect a tax upon the product of the still, no efforts should be left untried to compel manufacturers of spirits to pay the tax imposed by law, and to sell their products only in accordance with the provisions of law.

#### RESULTS ATTAINED.

By the efforts already put forth we virtually have peaceable possession of the districts of 4th and 5th North Carolina, Georgia, West Tennessee, Kentucky, Alabama, and Arkansas, in many of which formidable resistance to the enforcement of the law has prevailed. We can no doubt retain the advantage thus gained if sufficient means are allowed for thoroughly policing the districts, for it is only by continuous policing that frauds can be kept down. In the western portion of the 5th Virginia district, in part of West Virginia, in the 6th North Carolina district, in part of South Carolina, and in the 2d and 5th districts of Tennessee I apprehend further serious difficulties in the enforcement of the laws. It is very desirable, in order to prevent bloodshed, that the internal revenue forces sent into these infected regions to make seizures and arrests shall be so strong as to deter armed resistance. Experience has shown that the temptation for defrauding the government of its revenues on spirits, is so great that these distillers, will not voluntarily observe the law, and that these frauds cannot be suppressed and prevented without the organization of posses in sufficient strength, to demonstrate to violators of the law the determination and ability of the government to enforce its laws by its own officers and through its own courts

I therefore respectfully recommend that a special appropriation of \$75,000 be at once made for the above purpose, for the balance of the present fiscal year.

## STATISTICS OF OPERATIONS AGAINST ILLICIT DISTILLERS.

The following table shows the number of illicit distilleries seized, arrests made, and officers killed or wounded in the execution of their duty:

Districts.	Stills seized.			Persons arrested.			Officers and guides killed and wounded.	
	During fiscal year.	Since June 30.	Total.	During fiscal year.	Since June 30.	Total.	Killed.	Wounded.
Alabama	83		83	398	294	692		
Arkansas	13	3	16	16	15	31		
Second Georgia	161	32	193	310	320	630	2	1
Third Georgia	42	2	44	12	12	24		2
First Illinois	1		1	1		1		
Fourth Illinois		6	6		4	4		
Seventh Illinois	1		1	1		1		
Eighth Illinois	1		1	1		1		
Thirteenth Illinois	1	1	2	1	1	2		
First Indiana	4		4	1		1		
Second Kentucky	17	9	26	49		49		
Fifth Kentucky	29	7	36	47	10	57		1
Eighth Kentucky	20	2	22	33	3	36		1
Ninth Kentucky	13		13	47	18	65		
Louisiana	5		5	1		1		
Third Massachusetts	1		1	1		1		
Fourth Maryland	2		2	2		2		
Mississippi	3		3	10		10		
Nebraska	1		1	1		1		
Second Missouri	8	1	9	90	32	122		
Fifth Missouri	4		4	9		9		
Third New Jersey	2		2	2		2		
First New York	20	3	23	20	3	23		
Second New York	4		4	2		2		
Third New York	8	2	10	4		4		
Twelfth New York	1		1	1		1		
Fourth North Carolina	32	1	33	4		4		
Fifth North Carolina	86	22	108	45		45		
Sixth North Carolina	108	43	151	288	142	430		1
First Ohio	2		2	3		3		
Sixth Ohio	1		1	1		1		
Tenth Ohio	1		1					
Eleventh Ohio	2		2	2		2		
Eighteenth Ohio	2		2	2		2		
First Pennsylvania	2		2	2		2		
Sixteenth Pennsylvania	2		2					
Twenty-second Pennsylvania	1		1	1		1		
South Carolina	87	23	110	90		90	1	1
Second Tennessee	91	23	114	278	73	351	1	1
Fifth Tennessee	59	38	97	93	17	110	1	3
Eighth Tennessee	12		12	5		5		
Third Texas	3		3	3		3		
Fourth Texas	1		1	1		1		
Vermont	2		2	2		2		
Third Virginia		1	1					
Fourth Virginia	3	6	9	3	14	17		
Fifth Virginia	49	13	62	69	58	127		2
Sixth Virginia	8		8	8		8		
First West Virginia	12		12	9		9		
Second West Virginia	8		8	4		4		
Third Wisconsin	1		1	1		1		
	1,020	238	1,258	1,974	1,016	2,990	5	13

## PROTECTION OF REVENUE OFFICERS.

Attention is called to the large number of officers who have been either killed or wounded by persons engaged in resisting the enforce-

ment of the laws, and also to the fact that the State authorities, as a rule, have done little or nothing to insure the punishment of the persons guilty of these wrongful acts. Under the existing laws of the United States there is no adequate punishment for homicide perpetrated upon an officer of the government while in the performance of his duty as such. In my judgment, it is highly important that additional legislation should be had upon this subject. The power to lay and collect taxes conferred by Article I, section 8, of the Constitution, is one of the highest attributes of sovereignty, and it seems to me that this provision of the Constitution contains ample power for the enactment by Congress of such laws as would be necessary and proper for the protection of the lives and persons of officers of the United States by the punishment of persons who, while such officers are in the performance of their duty, assault them with intent to kill, or actually commit murder upon their persons.

PROPOSED REDUCTION OF THE TOBACCO TAX.

The subject of the reduction of the tax on tobacco has been largely discussed, in and out of Congress, and will no doubt receive the attention of the Senate, where a bill is now pending, it having passed the House at its last session, reducing the tax on tobacco from twenty-four to sixteen cents per pound. The subject is of such importance, as respects the income of the government from this source that I deem it expedient to examine the grounds upon which the friends of the measure mainly rest their arguments in favor of a reduction of the tax. These grounds, as I understand them, briefly stated, are :

1. That a reduction of the tax will not result in a decrease of the revenue from this source, but by stimulating consumption will ultimately increase the receipts.

2. That the present rate of taxation depresses the value of leaf tobacco in the hands of the producers, and that the proposed reduction of the rate of taxation will inure to their benefit by enhancing the market value of their products.

The proposition is to reduce the rate of taxation one-third, *i. e.* to sixteen cents a pound instead of twenty-four cents a pound, as now provided by law. The receipts from the tax on manufactured tobacco for the four years preceding the past fiscal year have been as follows :

1874 .....	\$20,900,509 67
1875 .....	24,133,726 48
1876 .....	25,694,312 56
1877 .....	27,053,072 38

From these figures it will be seen there has been a steady growth in the receipts from this source, and it would seem that if the rate of taxation is reduced one-third there will be a corresponding reduction in the income.

The tax on tobacco, while primarily paid by the manufacturer, is in fact paid by the consumer, and it is well known that the retail sales both before and since the passage of laws providing for a tax on manufactured tobacco have been in small quantities, being usually in quantities of from one to four ounces. The present tax is at the rate of one and a half cents per ounce, and the present retail price is almost without exception five cents or ten cents per ounce, according to quality. It seems quite incredible that a reduction of half a cent on the ounce in the tax would affect to any appreciable extent the retail prices charged or the

quantity consumed. To maintain the income of the government at its present amount, with the proposed reduction in the tax, it would be necessary that the consumption of manufactured tobacco should be immediately increased from one hundred and five and a half millions of pounds to one hundred and fifty-eight and a quarter millions of pounds. It is believed that persons who are in the habit of using manufactured tobacco would not, because of the reduction of the tax, consume more than they do at the present time; it is not to be credited that persons who are not in the habit of using tobacco would be induced to commence its use in consequence of the reduction of the tax, and I am satisfied that growers of tobacco, who have acquired a taste for the raw leaf in the twist, would not change their habits in this regard because of a reduction of half a cent an ounce in the tax on manufactured tobacco. I therefore express the unqualified opinion that a reduction of the tax one-third will inevitably result in a corresponding reduction of the revenue derived from that source.

In respect to the second proposition, I would state that an examination of the market quotations of tobacco for a series of years fails to show that the tax on manufactured tobacco has had any depressing effect on the market price of leaf tobacco. It will be seen by a table in another part of this report that the business of manufacturing tobacco has year by year increased; that it is now diffused throughout the whole United States, and that some of the largest manufactories are located at great distances from the source of supply of the leaf. So it will be seen that there must be a constant competition among manufacturers for the purchase of the various choice grades of leaf tobacco that are used in the production of the great variety of brands of manufactured tobacco, and I fail to comprehend how this competition would be increased by a reduction of the rate of taxation on the manufactured article. The tastes of the people would not be changed by legislation, and the manufacturers would therefore continue to seek for stocks of tobacco suited to the demands of their customers.

It must be borne in mind that fully three-fifths of the entire crop of tobacco grown in the United States is exported, and it is obvious that the price received for this surplus practically controls the price of the tobacco retained for home consumption. The value of each crop of tobacco depends largely upon its quality and the manner in which it is cured and handled, and the value of the entire crop of the country is controlled by the laws of supply and demand.

The stocks of tobacco have been steadily increasing during the past four years, as will be seen by the following figures, taken from the Tobacco Circular of Messrs. Sawyer, Wallace & Co., of New York City, of November 1, 1878:

	1878.	1877.	1876.	1875.
	<i>Hhds.</i>	<i>Hhds.</i>	<i>Hhds.</i>	<i>Hhds.</i>
Stock in Liverpool, October 1.....	47,484	36,854	34,584	27,915
Stock in London, October 1.....	29,334	21,486	16,233	14,848
Stock in Bremen, October 1.....	5,472	4,579	1,892	1,994
Stock in New Orleans, October 26.....	3,627	6,063	10,975	2,961
Stock in Baltimore, October 26.....	29,038	26,257	14,250	12,212
Stock in New York, November 1.....	43,906	28,130	34,257	29,726
Total.....	159,761	123,369	112,191	89,656

And there has been a steady decline in price for the same period, evidently in consequence of the heavy surplus stocks. The same authority gives the quotations as follows :

	1878.		1877.	1876.	1875.
	Currency.	Gold.	Gold.	Gold.	Gold.
Lugs.....	2½ @ 4½	Less ¼%	2½ @ 5½	4½ @ 7½	5½ @ 8½
Common.....	4½ @ 5½	do	4½ @ —	5½ @ 8½	7½ @ 9½
Medium.....	6 @ 7½	do	6½ @ —	7½ @ 10	10½ @ 12½
Good.....	7½ @ 8	do	8½ @ —	9½ @ 11½	12 @ 14½
Fine.....	8 @ 9	do	9½ @ —	11½ @ 14½	13½ @ 16½

These figures are confirmed by reference to the circular of Messrs. M. Rader & Co., of the same date. It appears from the foregoing statements that there were 159,761 hogsheads of tobacco in warehouse on the 1st of the present month, against 89,656 hogsheads for the corresponding period of 1875. If to the depressing influence which this large surplus stock must necessarily exert there is now added a prolonged agitation for the reduction of the tax, so as to withdraw the manufacturers from the market, the result to the planters cannot be otherwise than detrimental.

It may be insisted that shipping leaf is unsuited for manufacturing purposes, and that, therefore, its price would have no material effect upon the value of the manufacturing leaf. This statement, however, would be fallacious, for it is an ascertained fact that the tastes of the people vary so much that, to produce manufactured tobacco to meet all demands, manufacturers are compelled to draw their stocks from all portions of the country. Not only are the light tobaccos of Virginia and North Carolina, and the red tobaccos of Kentucky, in request for manufacturing purposes, but tobaccos grown in Tennessee, Missouri, Illinois, Indiana, and Ohio enter largely into the manufactured tobacco of this country; so that, in fact, all the various grades of tobacco grown go to make up the stocks which manufacturers find it necessary to use in order to meet the wants of their customers. It is, therefore, obvious that the price of the tobacco used by our manufacturers is affected by the foreign demand for the surplus product. A small accumulated surplus, light crops, and an active foreign demand will increase the price of all grades, while large accumulated stocks, heavy crops, and a sluggish foreign demand will result in a depression of prices of all grades, and these results would be produced whether the tax on manufactured tobacco remained at twenty-four cents or should be reduced to sixteen cents per pound, or if the tax were entirely removed.

The bill before the Senate proposes a reduction of the tax on cigars from \$6 to \$5 per thousand. Though in the aggregate this proposal, if adopted, would diminish the revenue derived from this source \$2,000,000, yet in detail the effect would only be equivalent to reducing the tax on each cigar *one mill*, and it is incredible that such a reduction could affect the retail price, or in any degree operate to stimulate the consumption of cigars, and, in my opinion, the reduction would be an absolute loss of revenue without any compensating advantage. It is to be noted that the agitation for the reduction of the tax on manufactured tobacco does not come from the consumers, who alone pay the tax. Not a single tax-payer has yet come forward, as such, to demand its reduction. The whole movement, in my judgment, involves an absolute sacrifice of \$11,000,000 of revenue without reasonable prospect of benefit to the producer or relief to the tax-payer.

EFFECTS OF AGITATING THE QUESTION.

The agitation of the question of reducing the tax on manufactured tobacco last year paralyzed the trade during the time the uncertainty

prevailed. Many manufacturers were compelled to temporarily suspend operations, and large numbers of work-people were thrown out of employment. The tax on manufactured tobacco from December, 1877, to June, 1878, showed a falling off as compared with the corresponding months of the preceding year of \$1,947,041, while, immediately upon the adjournment of Congress, when it became known that the tax would for a time remain undisturbed, the trade began to recover, the receipts from the tobacco tax for July, 1878, showing an increase of \$546,427 over the corresponding month of the previous year. I have no doubt that similar results would follow a prolonged agitation of the subject this year. It therefore appears to me very desirable that whatever action is had by Congress in regard to the proposed change of the tax should be had as early as possible, in the interest of the revenue, as well as of the manufacturers, their thousands of employés, and the producers, to all of whom continued suspense must prove injurious.

#### SPECIAL RECOMMENDATIONS.

As a means of encouraging the establishment of legal distilleries in the mountain districts of the South and Southwest, I respectfully suggest the propriety of the passage of a law conferring authority upon the Commissioner of Internal Revenue, with the approval of the Secretary of the Treasury, to exempt distilleries of the producing capacity of twenty gallons per diem, or less, from such provisions of the existing law in regard to grain distilleries as require the processes of distillation to be carried on through closed pipes or vessels. This would remove what has been alleged as a serious objection to the establishment of legal distilleries by many persons owning copper vessels who desire to enter upon the manufacture of spirits.

I respectfully refer to the reasons assigned at pages xli and xlii of my last report for the remission and refunding of certain assessments made for excessive use of material by distillers. Great care has been exercised during the past year by distillers to avoid, as far as possible, incurring liability to assessments of this class. The reasons heretofore assigned why Congress should relieve the distillers from this class of assessments remain in full force, and I respectfully suggest that early action in this regard would relieve distillers and this office from much embarrassment. A bill which passed the House of Representatives at its last session, and is now before the Senate for consideration, contains a provision affording the required relief.

I also respectfully renew the recommendations contained in my last report that the law may be so modified as to permit the use of American alcohol in the manufacture of perfumery on the same terms as foreign alcohol is now employed; and that, for the purpose of preventing frauds in the manufacture of matches, the number of matches to be contained in a single box be limited to five hundred.

#### LEASEHOLDERS BONDS FOR DISTILLERIES.

It is provided by Section 3262 of the Revised Statutes that "no bond of a distiller shall be approved unless he is the owner in fee, unincumbered by any mortgage, judgment, or other lien, of the lot or tract of land on which the distillery is situated, or unless he files with the collector, in connection with his notice, the written consent of the owner of the fee, and of any mortgage, judgment-creditor, or other person having a lien thereon, duly acknowledged, that the premises may be used for

the purpose of distilling spirits, subject to the provisions of law, and expressly stipulating that the lien of the United States for taxes and penalties shall have priority of such mortgage, judgment, or other encumbrance", and that in case of the forfeiture of the distillery premises, or of any part thereof, the title of the same shall vest in the United States, discharged from such mortgage, judgment, or other encumbrance. It is further provided in the same section that in certain cases where the distillery was erected prior to the twentieth of July, eighteen hundred and sixty-eight, "the collector may at the discretion of the Commissioner, be authorized to accept, in lieu of the said written consent of the owner of the fee, the bond of such distiller, in such form as the Commissioner may prescribe, with not less than two sureties, conditioned that in case the distillery, distilling apparatus, or any part thereof, shall by final judgment be forfeited for the violation of any of the provisions of law, the obligors shall pay the amount stated in said bond."

A case sometimes arises where a distiller operating a distillery erected prior to July 20, 1868, finds it desirable to enlarge the distillery premises. This is occasionally especially desirable, since the passage of the joint resolution of March 28, 1878, entitled "Joint resolution to prescribe the time for the payment of the tax on distilled spirits, and for other purposes," for it often becomes necessary for the distiller to enlarge his distillery warehouse to avail himself of the privileges conferred by that resolution. In some instances the distiller finds it impossible to obtain the written consent of the owner of the adjoining land which it is necessary to include as part of the distillery premises. The present statute makes no provision for a case of that character.

I recommend such an amendment of the law as will in such a case authorize the acceptance of a bond in lieu of the written consent of the owner.

#### REVENUE AGENTS.

Since my last report the number of internal revenue agents has been increased by law from twenty-five to thirty-five. The force is now distributed as follows:

One in charge of the division of revenue agents at this office.

Four to the examination of the accounts of collectors.

Twenty-four to divisions of collection districts.

Six assistants in the more important divisions.

This corps is of great importance in aiding in the enforcement of the laws and in promoting the efficiency of the public service. I earnestly recommend that the increase from twenty-five to thirty-five revenue agents be maintained.

#### EXAMINATION OF COLLECTORS' OFFICES.

I have made provision for the careful quarterly examination of the offices and accounts of collectors by skilled accountants, so as to have exact information as to the manner in which the business of the office is conducted and the public money accounted for. These examinations have had the effect of creating a spirit of emulation among officers of the different districts, and it affords me great pleasure to report that, with very rare exceptions, it was found that the business of the offices had been conducted in a careful and efficient manner, the records properly kept and written up to date, and the public funds faithfully accounted for.

## INSPECTION OF OFFICERS.

In my last report I had the honor of calling attention to the fact that I had organized a system of inspecting the officers of the Internal Revenue Service, and I then expressed an opinion that important and favorable results would accrue from such inspections. Since that report the system of inspections has been very much enlarged upon, so that now the inquiry involves an examination into the character and standing of the officers and their moral fitness for their positions, and also into their knowledge of the internal revenue laws and regulations and the practical operations of these laws and regulations in respect to distilleries, breweries, rectifying establishments, wholesale and retail liquor dealers, tobacco and cigar manufacturers, and other manufactories and employments coming under the provisions of the internal-revenue tax system. The object has been to make the inspections a kind of school for the officers.

In connection with these inspections, the revenue agent, who is the inspecting officer, visits with the officers inspected the various establishments for the manufacture and sale of taxable articles, with a view of seeing that the laws are properly complied with and enforced, and also with the view of enlightening the manufacturer or tax-payer upon any point of law or regulations upon which he may seem to need information. To make these inspections more thorough, I have pursued the policy of transferring the agents from time to time, so as to have the reports of different revenue agents upon the same officers and districts. The reports of the inspecting officers have in the main been very full and complete. Taken in conjunction with the reports of the agents assigned to the examination of collectors' offices, they give this office a correct statement of the condition of the force in all the collection districts, and they have had the effect of increasing the knowledge, diligence, and efficiency of the great majority of the officers, so that at this time the officers of the internal revenue force, taken as a whole, comprise a body of men of whose intelligence, integrity, and fidelity to duty the people of the United States may well be proud.

## AMOUNTS COLLECTED AND ACCOUNTED FOR, BY DISTRICTS.

Subjoined is a statement of the collections of internal revenue tax, by districts, for the fiscal year ended June 30, 1878, giving the name of each collector, the amount of money collected and paid into the United States Treasury, and the amount collected and unaccounted for. It will be seen therefrom that the sum of \$110,654,163.37 was collected and accounted for during the past fiscal year, and that the sum of \$9,705.55 remains unaccounted for. During the fiscal year ended June 30, 1877, the internal revenue collections, as shown in my last report, were \$118,995,184.25. There remains unaccounted for for that period the sum of \$1,900. It thus appears that during the last two fiscal years the sum of \$229,649,347.62 has been collected and accounted for, and the sum of \$11,605.55 has been collected and not accounted for. Each item making up this last amount has been reported to the honorable First Comptroller for suit.

I am assured that the amounts due will be paid during the present year, the sureties on the collectors' bonds being entirely good, so that there will be no actual loss to the United States. The defaulting collectors have been removed from office.

It is proper to state that the deficiency that occurred in the accounts



of Collector Fannin, of Georgia, was occasioned by the dishonesty of his cashier. The two other deficiencies were referred to in my last annual report.

Statement showing the aggregate collections made and reported to the Commissioner of Internal Revenue by the collectors of the several collection districts, together with the amount of collections made and unaccounted for, during the fiscal year ended June 30, 1878.

Collection districts.	Names of collectors.	Aggregate collections.	Moneys received and unaccounted for.
First Alabama	L. H. Mayer	\$67,967 87	
Second Alabama	D. B. Booth	70,001 70	
Arizona	Thomas Cordis	20,371 01	
Arkansas	Henry M. Cooper (late)	62,128 89	
Do	Edward Wheeler (present)	53,606 88	
First California	William Higby	1,844,481 07	
Fourth California	A. L. Frost	302,308 39	
Colorado	J. C. Wilson	83,507 90	
First Connecticut	Joseph Selden	299,882 69	
Second Connecticut	D. F. Hollister	280,452 90	
Dakota	William K. Hollenbeck	29,954 20	
Delaware	James McIntire	480,937 00	
Florida	A. A. Knight	183,823 38	
Second Georgia	A. Clark	236,482 94	
Third Georgia	I. S. Fannin (late)	42,298 33	*\$5,057 03
Do	E. C. Wade (present)	54,738 63	
Idaho	Austin Savage	19,777 61	
First Illinois	J. D. Harvey	8,185,225 67	
Second Illinois	William B. Allen	220,756 51	
Third Illinois	A. Nase	857,227 95	
Fourth Illinois	John Tillson	1,105,926 97	
Fifth Illinois	H. Knowles	6,594,669 22	
Seventh Illinois	J. W. Hill	52,428 08	
Eighth Illinois	J. Merriam	2,029,688 18	
Thirteenth Illinois	J. C. Willis	622,868 74	
First Indiana	J. C. Veatch	158,055 67	
Fourth Indiana	Will Cumback	2,731,073 57	
Sixth Indiana	F. Baggs	683,874 96	
Seventh Indiana	Frank White	1,914,333 86	
Tenth Indiana	George Moon	143,586 19	
Eleventh Indiana	J. F. Wildman	79,913 31	
Second Iowa	S. S. Farwell	182,075 17	
Third Iowa	James E. Simpson	326,682 60	
Fourth Iowa	John Connell	192,427 33	
Fifth Iowa	L. P. Sherman	257,666 03	
Kansas	A. M. Blair (late)	74,515 86	
Do	J. C. Carpenter (present)	78,841 64	
Second Kentucky	O. P. Johnson (late)	317,080 88	
Do	William A. Stuart (present)	254,409 55	
Fifth Kentucky	James F. Buckner	2,723,643 07	
Sixth Kentucky	W. S. Holden	2,495,496 23	
Seventh Kentucky	A. M. Swope	823,474 52	
Eighth Kentucky	William J. Landram	158,125 16	
Ninth Kentucky	John E. Blaine	108,384 74	
Louisiana	John Cockrem	850,641 46	
Maine	F. J. Rollins	70,695 78	
Third Maryland	R. M. Proud	2,210,127 29	
Fifth Maryland	Daniel C. Bruce	110,667 95	
Third Massachusetts	Charles W. Slack	1,249,066 42	
Fifth Massachusetts	C. C. Dame	863,940 71	
Tenth Massachusetts	E. R. Tinker	311,356 64	
First Michigan	L. S. Trowbridge	1,181,405 38	
Third Michigan	H. B. Rowson	195,383 22	
Fourth Michigan	S. S. Bailey	98,822 73	
Sixth Michigan	Charles V. De Land	127,192 01	
First Minnesota	A. C. Smith	99,569 03	
Second Minnesota	William Biekel	175,433 72	
Mississippi	R. C. Powers	86,824 03	
First Missouri	I. H. Sturgeon	4,338,756 96	
Second Missouri	A. B. Carroll	55,056 05	
Fourth Missouri	A. C. Stewart	314,274 08	
Fifth Missouri	D. H. Budlong	113,138 12	
Sixth Missouri	R. T. Van Horn	250,008 21	
Montana	Thomas P. Fuller	27,103 88	
Nebraska	H. A. Newman	699,821 37	
Nevada	F. C. Lord	59,017 46	
New Hampshire	A. H. Young	228,188 11	
First New Jersey	William P. Tatem	223,590 29	
Third New Jersey	C. Barcalow	358,587 75	
Fifth New Jersey	R. B. Hathorn	4,513,147 15	

\*The sum of \$4,665.20 has been deposited on account of this deficiency since this report was put in type.

Statement showing the aggregate collections, &amp;c.—Continued.

Collection districts.	Names of collectors.	Aggregate collections.	Moneys received and unaccounted for.
New Mexico	G. A. Smith	\$19,325 36	
First New York	James Freeland	3,692,507 68	
Second New York	M. B. Blake	2,781,903 32	
Third New York	Max Weber	3,895,193 88	
Eleventh New York	M. D. Stivers	133,502 11	
Twelfth New York	J. M. Johnson	469,527 12	
Fourteenth New York	R. P. Lathrop	631,918 26	
Fifteenth New York	John T. Masters	211,125 88	
Twenty-first New York	J. C. P. Kincaid	330,589 76	
Twenty-fourth New York	J. B. Strong	629,363 12	
Twenty-sixth New York	Benjamin De Voe	221,368 64	
Twenty-eighth New York	J. D. Decker (late)	65,411 67	
Do	Burt Van Horn (present)	762,440 52	
Thirtieth New York	F. Buell	1,126,667 60	
Second North Carolina	Thomas Powers	65,782 90	
Fourth North Carolina	I. J. Young	800,760 70	
Fifth North Carolina	C. S. Winstead (late)	144,297 65	
Do	William H. Wheeler (present)	553,744 27	
Sixth North Carolina	J. J. Mott	253,874 40	
First Ohio	Lewis Weitzel (late)	9,192,762 90	
Do	A. Smith, jr. (present)	535,270 08	
Third Ohio	R. Williams, jr	1,125,680 69	
Fourth Ohio	W. W. Wilson (late)	310,462 95	
Do	Robert P. Kennedy (present)	90,558 51	
Sixth Ohio	James Pursell	431,079 69	
Seventh Ohio	C. C. Walcutt	288,253 45	
Tenth Ohio	J. R. Swigart (late)	21,675 10	
Do	C. Waggoner (present)	969,956 37	
Eleventh Ohio	B. F. Coates	778,436 99	
Fifteenth Ohio	J. L. Kessinger (late)	75,544 87	\$3,894 36
Do	J. Palmer (present)	94,656 36	
Eighteenth Ohio	C. B. Pettingill	856,168 41	
Oregon	J. C. Cartwright	60,682 89	
First Pennsylvania	James Ashworth	2,201,333 12	
Eighth Pennsylvania	J. T. Valentine	422,611 95	
Ninth Pennsylvania	H. E. Muhlenberg (late)	49,386 44	
Do	T. A. Wiley (present)	754,420 49	
Twelfth Pennsylvania	E. H. Chase	302,767 46	
Fourteenth Pennsylvania	C. J. Bruner	174,891 66	
Sixteenth Pennsylvania	Edward Scull	184,691 01	
Nineteenth Pennsylvania	C. M. Lynch	98,450 42	
Twentieth Pennsylvania	James C. Brown	104,861 81	
Twenty-second Pennsylvania	Thomas W. Davis	1,156,118 13	
Twenty-third Pennsylvania	John M. Sullivan	467,889 27	
Rhode Island	E. H. Rhodes	246,759 65	
South Carolina	L. C. Carpenter (late)	1,564 75	754 16
Do	E. M. Brayton (present)	117,676 94	
Second Tennessee	Joseph A. Cooper	107,448 97	
Fifth Tennessee	D. B. Cliffe (late)	184,870 48	
Do	William M. Woodcock	442,600 75	
Eighth Tennessee	R. F. Patterson	109,564 88	
First Texas	William H. Sinclair	118,335 32	
Third Texas	M. N. Brewster (late)	12,559 63	
Do	R. F. Campbell (late)	8,354 73	
Do	M. N. Brewster (present)	60,497 94	
Fourth Texas	A. G. Malloy	66,184 52	
Utah	O. J. Hollister	43,936 23	
Vermont	C. S. Dana	44,339 49	
Second Virginia	James D. Brady (late)	493,200 47	
Do	George S. Richards (late)	52,782 52	
Do	James D. Brady (present)	590,638 06	
Third Virginia	E. E. White (late)	39,642 16	
Do	O. H. Russell (present)	2,311,353 89	
Fourth Virginia	William L. Fernald	1,235,457 49	
Fifth Virginia	J. H. Rives	1,563,350 83	
Sixth Virginia	B. B. Botts	215,304 87	
Washington	James R. Hayden	23,011 00	
First West Virginia	I. H. Duval	286,622 62	
Second West Virginia	George W. Brown	39,848 95	
First Wisconsin	I. M. Bean	2,003,337 24	
Second Wisconsin	H. Harnden	142,657 44	
Third Wisconsin	A. K. Osborn	192,700 30	
Sixth Wisconsin	H. E. Kelley	92,606 25	
Wyoming	E. P. Snow	15,207 28	
Total from collectors		104,717,320 36	9,705 55
Cash deposited for purchase of adhesive stamps		5,936,843 01	
Total receipts from all sources		110,654,163 37	

COST OF COLLECTION.

The total cost of collecting internal revenue in the United States for the fiscal year ended June 30, 1878, was as follows:

For salaries and expenses of collectors, including pay of deputy collectors, clerks, &c .....	\$1,810,000 00
For salaries and expenses of revenue agents, surveyors of distilleries, gaugers, storekeepers, and miscellaneous expenses. ....	1,466,000 00
For dies, paper, and stamps .....	452,000 00
For salaries of officers, clerks, and employes in the office of Commissioner of Internal Revenue .....	253,410 00
Detecting and bringing to trial and punishment persons guilty of violating the internal revenue laws.....	\$75,000 00
Total .....	4,056,410 00

Being less than three and three-quarters per cent. upon the whole amount collected. A final adjustment of the accounts may change the foregoing figures in some regard, but not to any material extent.

ESTIMATED RECEIPTS FOR THE CURRENT FISCAL YEAR.

There has been an increase in the receipts from internal revenue up to this date (November 25th), as compared with the same period of last year, of a little over a million of dollars, and as the information from various points seems to indicate a favorable reaction in the general business of the country, I am strongly inclined to the opinion that the internal revenue receipts will sympathize largely with the improved condition of affairs. It will be seen from the comparative tables of receipts that the decrease in last year's revenue commenced in November and continued during the balance of the fiscal year. I am well satisfied that this decrease was mainly attributable to the threatened change in the tax on spirits and tobacco. It will be observed that during the past four months the receipts compare favorably with those of the two preceding years, and it would seem probable that the receipts for the balance of this fiscal year will be maintained equal to those of the fiscal year 1877, unless the causes which produced the decrease of last year again prevail. In any event, it appears to me entirely safe, if the rate of taxation is not disturbed, to estimate that the revenues for the present fiscal year will not fall short of \$115,000,000.

ESTIMATED EXPENSES FOR NEXT FISCAL YEAR.

I estimate the expenses of the internal revenue service for the fiscal year ending June 30, 1880, as follows:

For salaries and expenses of collectors.....	\$1,900,000
For salaries and expenses of thirty-five revenue agents, for surveyors, for fees and expenses of gaugers, for salaries of storekeepers, and for miscellaneous expenses .....	1,500,000
For dies, paper, and stamps .....	375,000
For detecting and bringing to trial and punishment persons guilty of violating the internal revenue laws, including payment for information and detection .....	100,000

ORGANIZATION OF THE BUREAU.

I have the honor to recommend that Congress appropriate for the fiscal year ending June 30, 1880, the sum of \$254,330, as salaries for the following number of officers, clerks, and employes in this bureau:

One Commissioner, at.....	\$6,000
One deputy commissioner, at .....	3,200
Two heads of division, at .....	2,500
Five heads of division, at .....	2,250

One stenographer, at.....	\$1,800
Twenty-three clerks, class four, at.....	1,800
Twenty-six clerks, class three, at.....	1,600
Thirty-six clerks, class two, at.....	1,400
Twenty-one clerks, class one, at.....	1,300
Thirteen clerks, at.....	1,000
Fifty clerks, at.....	900
Four assistant messengers, at.....	720
Ten laborers, at.....	660

An aggregate of one hundred and ninety-three persons.

In making this recommendation I would state that it is the same amount that Congress appropriated for the fiscal year ending June 30, 1879; and I find that it will be wholly impracticable to reduce the force in any particular without material injury to the public service.

The force connected with this bureau in the various districts throughout the United States is as follows :

One hundred and twenty-six collectors, who receive salaries as follows :

Twenty-eight .....	\$4,500	One .....	\$3,250
One .....	4,375	Ten .....	3,125
Five .....	4,250	Ten .....	3,000
Four .....	4,125	Seven .....	2,875
Two .....	4,000	Ten .....	2,750
Two .....	3,875	Five .....	2,625
Three .....	3,750	Sixteen .....	2,500
Four .....	3,625	Seven .....	2,375
Four .....	3,500	Six .....	2,125
One .....	3,375		

There are also employed eight hundred and seven deputy collectors who receive salaries as follows :

Eleven .....	\$2,000	Two .....	\$1,050
Ten .....	1,900	Thirty-four .....	1,000
One .....	1,850	Two .....	950
Twenty-five .....	1,800	Twenty .....	900
One .....	1,750	Ten .....	800
Thirty-five .....	1,700	Three .....	750
Thirty-seven .....	1,600	Twelve .....	700
Seventy-eight .....	1,500	One .....	650
One .....	1,450	One .....	625
Two hundred and sixty-eight .....	1,400	Twenty-two .....	600
One .....	1,375	Seven .....	500
Two .....	1,350	Four .....	400
One .....	1,325	One .....	360
Fifty-one .....	1,300	Nine .....	300
Nine .....	1,250	Three .....	250
Seventy-eight .....	1,200	One .....	240
One .....	1,175	Nine .....	200
Five .....	1,150	One .....	180
Forty-nine .....	1,100	One .....	100

Also two hundred clerks, messengers, and janitors, who receive salaries as follows :

Three clerks.....	\$1,600	Twenty clerks.....	\$600
Eight clerks.....	1,500	Seven clerks.....	500
Seven clerks.....	1,400	Three clerks.....	420
Five clerks.....	1,300	Two clerks.....	400
Thirty-one clerks.....	1,200	Two clerks.....	300
Twenty-five clerks.....	1,100	One messenger.....	800
Twenty-two clerks.....	1,000	One messenger.....	400
Twenty-eight clerks.....	900	One messenger.....	300
Twenty-one clerks.....	800	One messenger.....	180
One clerk.....	720	Four janitors.....	100
Six clerks.....	700	One janitor.....	52

There are also employed 679 gaugers, who receive fees not to exceed \$5 per diem; 632 storekeepers and gaugers, who receive not to exceed \$4 per diem; 450 storekeepers, who receive not to exceed \$4 per diem; and 41 tobacco inspectors, who receive fees to be paid by the manufacturers.

ACKNOWLEDGMENTS TO OFFICERS.

My acknowledgments are due to the several heads of divisions and their subordinate officers, to the corps of revenue agents, and to the employés of the Internal Revenue Bureau generally for the signal fidelity with which they have discharged the duties imposed upon them; for the watchful zeal they have manifested for the protection of the public interests, and the energy with which they have devoted themselves to the advancement of the public service.

EXPENSES BY DISTRICTS.

Allowances to districts for salaries, rents, fuel, and lights—not including advertising, telegraphing, &c.

First Alabama .....	\$10,700	Third Michigan .....	\$9,475
Second Alabama .....	13,600	Fourth Michigan .....	6,400
Arizona .....	4,975	Sixth Michigan .....	8,175
Arkansas .....	14,725	First Minnesota .....	8,350
First California .....	38,300	Second Minnesota .....	8,030
Fourth California .....	21,825	Mississippi .....	20,795
Colorado .....	9,000	First Missouri .....	29,300
First Connecticut .....	10,525	Second Missouri .....	7,905
Second Connecticut .....	11,600	Fourth Missouri .....	9,575
Dakota .....	5,635	Fifth Missouri .....	9,820
Delaware .....	12,175	Sixth Missouri .....	10,500
Florida .....	10,535	Montana .....	8,525
Second Georgia .....	27,795	Nebraska .....	11,175
Third Georgia .....	20,595	Nevada .....	7,900
Idaho .....	5,805	New Hampshire .....	8,680
First Illinois .....	25,940	First New Jersey .....	10,400
Second Illinois .....	7,600	Third New Jersey .....	10,580
Third Illinois .....	9,200	Fifth New Jersey .....	24,700
Fourth Illinois .....	15,500	New Mexico .....	6,870
Fifth Illinois .....	16,650	First New York .....	31,500
Seventh Illinois .....	5,120	Second New York .....	43,950
Eighth Illinois .....	14,700	Third New York .....	44,800
Thirteenth Illinois .....	15,850	Eleventh New York .....	9,300
First Indiana .....	9,975	Twelfth New York .....	14,275
Fourth Indiana .....	12,390	Fourteenth New York .....	13,100
Sixth Indiana .....	8,800	Fifteenth New York .....	8,000
Seventh Indiana .....	12,025	Twenty-first New York .....	9,950
Tenth Indiana .....	8,820	Twenty-fourth New York .....	11,530
Eleventh Indiana .....	6,525	Twenty-sixth New York .....	8,800
Second Iowa .....	6,875	Twenty-eighth New York .....	16,075
Third Iowa .....	12,425	Thirtieth New York .....	18,225
Fourth Iowa .....	9,875	Second North Carolina .....	14,530
Fifth Iowa .....	7,300	Fourth North Carolina .....	24,875
Kansas .....	7,725	Fifth North Carolina .....	18,700
Second Kentucky .....	14,675	Sixth North Carolina .....	21,785
Fifth Kentucky .....	22,400	First Ohio .....	30,300
Sixth Kentucky .....	15,900	Third Ohio .....	15,700
Seventh Kentucky .....	13,825	Fourth Ohio .....	7,825
Eighth Kentucky .....	9,000	Sixth Ohio .....	7,740
Ninth Kentucky .....	8,565	Seventh Ohio .....	10,575
Louisiana .....	28,025	Tenth Ohio .....	14,010
Maine .....	8,775	Eleventh Ohio .....	10,900
Third Maryland .....	36,380	Fifteenth Ohio .....	8,120
Fourth Maryland .....	7,725	Eighteenth Ohio .....	19,500
Third Massachusetts .....	20,612	Oregon .....	7,700
Fifth Massachusetts .....	17,950	First Pennsylvania .....	50,200
Tenth Massachusetts .....	11,250	Eighth Pennsylvania .....	13,800
First Michigan .....	16,575	Ninth Pennsylvania .....	15,425

Twelfth Pennsylvania .....	\$14,437	Utah .....	\$6,185
Fourteenth Pennsylvania .....	9,800	Vermont .....	5,675
Sixteenth Pennsylvania .....	10,300	Second Virginia .....	20,800
Nineteenth Pennsylvania .....	6,400	Third Virginia .....	19,300
Twentieth Pennsylvania .....	7,440	Fourth Virginia .....	18,075
Twenty-second Pennsylvania .....	21,100	Fifth Virginia .....	21,975
Twenty-third Pennsylvania .....	13,175	Sixth Virginia .....	14,000
Rhode Island .....	9,050	Washington Territory .....	5,825
South Carolina .....	14,400	First West Virginia .....	11,725
Second Tennessee .....	10,325	Second West Virginia .....	6,300
Fifth Tennessee .....	20,710	First Wisconsin .....	14,000
Eighth Tennessee .....	9,025	Second Wisconsin .....	8,050
First Texas .....	16,375	Third Wisconsin .....	10,625
Third Texas .....	12,200	Sixth Wisconsin .....	7,525
Fourth Texas .....	10,350	Wyoming .....	5,275
Total .....			1,764,509

Additional allowances have been made in twenty-two districts, as follows:

Second Alabama .....	\$1,053 26	Twenty-eighth New York .....	\$300 00
First California .....	1,000 00	Fourth North Carolina .....	900 00
Florida .....	464 12	First Ohio .....	225 00
First Illinois .....	375 00	Fourth Ohio .....	549 45
Fourth Illinois .....	1,050 00	Tenth Ohio .....	100 00
Fifth Illinois .....	817 93	First Pennsylvania .....	150 00
Eleventh Indiana .....	225 00	Fifth Tennessee .....	1,546 74
Second Kentucky .....	150 00	Second Virginia .....	2,690 22
Fifth Kentucky .....	300 00	Fourth Virginia .....	1,125 00
Third Maryland .....	700 00	Fifth Virginia .....	450 00
First New York .....	703 34	Sixth Virginia .....	22 50
Total .....			14,897 50

#### SALARIES OF COLLECTORS.

The recommendations made for the salaries of collectors for the fiscal year ended June 30, 1878, were based upon an estimate of their probable collections according to the following scale, with the qualification that if the actual collections should vary from the amounts estimated, the salaries would be readjusted at the end of the fiscal year:

For collection of—		
\$25,000 or less .....		\$2,000
25,000 to \$37,500—\$12,500 .....		2,125
37,500 to 50,000—12,500 .....		2,250
50,000 to 75,000—25,000 .....		2,375
75,000 to 100,000—25,000 .....		2,500
100,000 to 125,000—25,000 .....		2,625
125,000 to 175,000—50,000 .....		2,750
175,000 to 225,000—50,000 .....		2,875
225,000 to 275,000—50,000 .....		3,000
275,000 to 325,000—50,000 .....		3,125
325,000 to 375,000—50,000 .....		3,350
375,000 to 425,000—50,000 .....		3,375
425,000 to 475,000—50,000 .....		3,500
475,000 to 550,000—75,000 .....		3,625
550,000 to 625,000—75,000 .....		3,750
625,000 to 700,000—75,000 .....		3,875
700,000 to 775,000—75,000 .....		4,000
775,000 to 850,000—75,000 .....		4,125
850,000 to 925,000—75,000 .....		4,250
925,000 to 1,000,000—75,000 .....		4,375
1 000,000 and upward .....		4,500

DISTILLERIES.

The following statement shows the number of distilleries registered and operated during the fiscal year ended June 30, 1878 :

States and Territories.	Grain.		Molasses.		Fruit.		Total number reg- istered.	Total number ope- rated.
	Number reg- istered.	Number ope- rated.	Number reg- istered.	Number ope- rated.	Number reg- istered.	Number ope- rated.		
Alabama	2	2			178	117	180	119
Arizona								
Arkansas	15	15			22	20	37	35
California	3	2			211	201	214	203
Colorado	2						2	
Connecticut	4	4			100	85	104	89
Dakota								
Delaware					55	55	55	55
Florida	1				1	1	2	1
Georgia	24	24			927	904	951	928
Idaho	1	1					1	1
Illinois	35	31			46	45	81	76
Indiana	20	20			82	82	102	102
Iowa	4	4			9	9	13	13
Kansas					4	3	4	3
Kentucky	200	170			379	360	579	530
Louisiana	3	3			8	2	11	5
Maine								
Maryland	12	12			13	6	25	18
Massachusetts	2	2	6	6	27	23	35	31
Michigan								
Minnesota								
Mississippi					17	14	17	14
Missouri	18	18			121	117	139	135
Montana								
Nebraska	1	1					1	1
Nevada								
New Hampshire			1	1			1	1
New Jersey	2	2			102	72	104	74
New Mexico					8	8	8	8
New York	7	7			69	63	76	70
North Carolina	97	86			1,483	1,471	1,580	1,552
Ohio	40	37			54	52	94	89
Oregon					4	4	4	4
Pennsylvania	65	63			15	13	80	76
Rhode Island								
South Carolina	6	6			134	110	140	116
Tennessee	62	53			271	263	333	316
Texas	8	6			20	18	28	24
Utah								
Vermont					8	5	8	5
Virginia	33	32			795	787	828	819
Washington								
West Virginia					143	127	143	127
Wisconsin	8	7					8	7
Wyoming								
<b>GRAND Total</b>	<b>675</b>	<b>608</b>	<b>7</b>	<b>7</b>	<b>5,306</b>	<b>5,037</b>	<b>5,988</b>	<b>5,652</b>

The following statement shows the number of grain and molasses distilleries in operation at the beginning of each month during the fiscal year ended June 30, 1878:

Months.	Number of distilleries.		Capacity of grain distilleries.		Capacity of molasses distilleries.		Total spirit-producing capacity.
	Grain.	Molasses.	Bushels.	Gallons.	Gallons.	Spirits.	
July .....	206	7	39,926	153,460	6,261	5,323	158,783
August .....	117	6	30,078	116,556	4,397	3,738	120,294
September .....	114	5	30,882	120,893	7,087	6,024	126,917
October .....	136	5	49,698	194,352	5,000	4,251	198,603
November .....	174	7	53,568	209,312	9,590	8,152	217,464
December .....	224	7	53,382	206,598	8,507	7,433	214,031
January .....	268	7	57,763	223,555	8,915	7,578	231,133
February .....	304	7	60,313	225,510	8,370	7,114	232,624
March .....	336	7	58,393	222,988	6,210	5,277	228,265
April .....	358	7	57,954	221,726	7,468	6,348	228,074
May .....	354	6	54,885	209,405	5,720	4,862	214,267
June .....	291	6	53,307	206,402	10,395	8,835	215,237



MATERIALS USED.

Statement showing the quantities of grain and other materials used for the production of distilled spirits during the fiscal year ended June 30, 1878, by collection districts.

Districts.	Malt.	Wheat.	Barley.	Rye.	Corn.	Oats.	Mill-feed.	Molasses.	Other materials.	Total.		
	<i>Bushels.</i>	<i>Bushels.</i>	<i>Bushels.</i>	<i>Bushels.</i>	<i>Bushels.</i>	<i>Bushels.</i>	<i>Bushels.</i>	<i>Gallons.</i>	<i>Bushels.</i>	<i>Bushels.</i>	<i>Bushels.</i>	<i>Gallons.</i>
<b>ALABAMA.</b>												
Second district .....	230			230	4,103						4,563	
<b>CALIFORNIA.</b>												
First district .....	4,519	690		9,760	1,232						16,201	
<b>CONNECTICUT.</b>												
First district .....	1,224			12,663	15,111						28,998	
Second district .....	988			8,540	7,321						16,849	
<b>GEORGIA.</b>												
Second district .....	3,682			175	22,306						26,163	
Third district .....	59			33	456						548	
<b>ILLINOIS.</b>												
First district .....	121,328		415	277,814	1,765,892	26,338					2,191,787	
Second district .....	147			222	2,504	3					2,876	
Third district .....			17,004	43,064	294,065						354,133	
Fourth district .....	5,347		32	6,557	49,250	145	9				61,340	
Fifth district .....	192,017			294,262	1,773,509	26,018					2,225,806	
Eighth district .....	35,257		666	53,587	460,785	6,893	2,277				559,465	
Thirteenth district .....	250	190		597	2,700	35					3,772	
<b>INDIANA.</b>												
First district .....	1,004			948	10,249		23				12,224	
Fourth district .....	51,646	131		64,574	621,637	1,320	54,788				794,096	
Sixth district .....	8,822			7,236	128,883	1,962	10,017				156,920	
Seventh district .....	10,896		30,161	33,751	460,658	2,964	26,423				564,853	
Eleventh district .....	44			173	390						607	
<b>IOWA.</b>												
Third district .....	1,125			2,248	12,750						16,123	
Fourth district .....	0			404	1,692		56				2,161	
Fifth district .....	2,909			7,429	48,648	793					59,779	

Statement showing the quantities of grain and other materials used for the production of distilled spirits, &c.—Continued.

Districts.	Malt.	Wheat.	Barley.	Rye.	Corn.	Oats.	Mill-feed.	Molasses.	Other materials.	Total.	
<b>KENTUCKY.</b>											
	<i>Bushels.</i>	<i>Bushels.</i>	<i>Bushels.</i>	<i>Bushels.</i>	<i>Bushels.</i>	<i>Bushels.</i>	<i>Bushels.</i>	<i>Gallons.</i>	<i>Bushels.</i>	<i>Bushels.</i>	<i>Gallons.</i>
Second district .....	11,561		66	7,783	94,252		35			113,697	
Fifth district .....	59,098			116,008	478,670					653,776	
Sixth district .....	42,528			122,681	468,902				63	634,174	
Seventh district .....	18,444			78,631	198,157					295,232	
Eighth district .....	7,230			20,874	41,309					69,413	
Ninth district .....	1,176			4,605	16,042		677			22,500	
<b>MARYLAND.</b>											
Third district .....	12,831			83,833	96,570	171				193,405	
Fourth district .....	1,065			14,018	4,820	66				19,969	
<b>MASSACHUSETTS.</b>											
Third district .....								745,986			745,986
Fifth district .....								1,183,943			1,183,943
Tenth district .....	951			15,762	13,355					30,068	
<b>MISSOURI.</b>											
First district .....	61,825		5,807	66,366	477,440	5,999	6,494			623,931	
Second district .....	159			344	1,616					2,119	
Fourth district .....	270			1,741	4,489					6,500	
Sixth district .....	374	12		1,488	8,466		12			10,352	
<b>NEW JERSEY.</b>											
Third district .....	3,117			9,331	18,548					30,996	
Fifth district .....	5			8	14					27	
<b>NEW YORK.</b>											
First district .....	36,257			146,364	229,818					412,439	
Twelfth district .....	321			939	1,144					2,404	
Twenty-fourth district .....	8,198	37	896	12,549	79,384	3,729	147			104,940	
Thirtieth district .....	26,082	238		50,846	151,484					228,650	
<b>NORTH CAROLINA.</b>											
Second district .....	76			76	724					876	
Fourth district .....	86			92	869		71			1,118	
Fifth district .....	1,451	735		1,426	15,161					18,773	
Sixth district .....	3,343			9,279	21,929					34,551	

OHIO.									
First district	150,468			198,872	1,707,509		129,492		2,186,341
Third district	18,042	24		30,068	174,535	220	3,855		226,744
Fourth district	5,268			4,820	76,329	800	7,093		94,310
Sixth district	10,273			26,390	114,608	239	5,117		159,627
Seventh district	70			588	1,756	47	149		2,610
Tenth district	3,001			1,841	88,536	708	2,185		46,271
Eleventh district	12,550			7,915	196,303		11,505		228,273
Fifteenth district	144			2,708	2,411				5,263
Eighteenth district	444	48		5,046	1,844		84		7,466
PENNSYLVANIA.									
First district	12,231	1,040		48,644	16,524	2,123	*5,920		80,562
Eighth district	671			3,935	5,719	29		6	10,360
Ninth district	1,390			14,788	11,309	10			27,497
Twelfth district	42			742	758				1,542
Fourteenth district	512	28		15,155	936	155			16,786
Sixteenth district	628	5		19,303	2,581	12		2	22,531
Twentieth district	117			1,611					1,728
Twenty-second district	13,218		187	88,437	52,501	41			154,384
Twenty-third district	10,490			56,632	13,455				82,577
TENNESSEE.									
Second district	293	90		748	4,114				5,245
Fifth district	14,681	204		14,527	193,313		13,860		236,585
TEXAS.									
Third district	169	105	86	393	3,786		10		4,549
VIRGINIA.									
Fifth district	62			700	600				1,362
Sixth district	2,055	356		17,095	33,033	229			52,768
WISCONSIN.									
First district	10,440			32,565	125,463	1,429			169,897
Third district	68			376		27			471

\*This molasses was used in a grain distillery and was mashed with the grain for the sake, as was stated, of the flavor.

Statement showing the quantities of grain and other materials used for the production of distilled spirits during the fiscal year ended June 30, 1878, by States and Territories.

States and Territories.	Malt.	Wheat.	Barley.	Rye.	Corn.	Oats.	Mill-feed.	Molasses.	Other materials.	Total.	
	Bushels.	Bushels.	Bushels.	Bushels.	Bushels.	Bushels.	Bushels.	Gallons.	Bushels.	Bushels.	Gallons.
Alabama	230			230	4, 103						4, 563
Arkansas	1, 025	14		2, 603	13, 512						17, 154
California	4, 519	690		9, 760	1, 232						16, 201
Connecticut	2, 212			21, 203	22, 432						45, 847
Georgia	3, 741			208	22, 762						26, 711
Idaho	124			83			2, 587				2, 794
Illinois	354, 346	190	18, 117	616, 103	4, 348, 705	59, 432	2, 286				5, 399, 179
Indiana	72, 412	131	30, 161	106, 682	1, 221, 817	6, 246	91, 251				1, 528, 700
Iowa	4, 043			10, 081	63, 090	793	56				78, 063
Kentucky	140, 037		66	350, 582	1, 297, 332		712		63		1, 788, 792
Louisiana	4, 877			7, 581	42, 110		435				55, 003
Maryland	13, 896			97, 851	101, 390	237					213, 374
Massachusetts	951			15, 762	13, 355			1, 929, 929			30, 068
Missouri	62, 628	12	5, 807	69, 939	492, 011	5, 999	6, 506				642, 902
Nebraska	16, 223		292	21, 088	130, 927	1, 726	206				170, 462
New Hampshire								59, 796			59, 796
New Jersey	3, 122			3, 339	18, 562						31, 023
New York	70, 858	275	896	210, 698	461, 830	3, 729	147				748, 433
North Carolina	4, 956	735		10, 873	38, 683		71				55, 318
Ohio	200, 260	72		278, 248	2, 313, 831	2, 014	159, 480				2, 953, 905
Pennsylvania	39, 299	1, 073	187	251, 247	103, 783	2, 370		*5, 920	8		397, 967
South Carolina	359			267	2, 580						3, 216
Tennessee	14, 974	294		15, 275	197, 427		13, 860				241, 830
Texas	169	105	86	393	3, 786		10				4, 549
Virginia	2, 117	356		17, 795	33, 633	229					54, 130
Wisconsin	10, 508			32, 941	125, 463	1, 456					170, 368
Total	1, 027, 886	3, 947	55, 612	2, 156, 832	11, 074, 366	84, 231	277, 607	1, 995, 645	71	14, 680, 552	1, 995, 645

\* This molasses was used in a grain distillery and was mashed with the grain for the sake, as was stated, of the flavor.

QUANTITY OF SPIRITS RECTIFIED.

The following statement shows the number of proof gallons of spirits rectified in the United States, by districts and States, during the special-tax year ended April 30, 1878:

Districts.	States and Territories.	Number of gallons.	Districts.	States and Territories.	Number of gallons.
1	Alabama.....	29,783.11	1	New York.....	688,327.51
1	California.....	1,577,591.80	2	do.....	4,816,429.26
4	do.....	136,117.02	3	do.....	1,025,889.97
1	Colorado.....	197.83	11	do.....	1,160.41
1	Connecticut.....	17,994.58	12	do.....	191.50
2	do.....	69,124.42	14	do.....	139,235.27
2	Georgia.....	105,183.20	15	do.....	37,083.35
3	do.....	99,710.55	21	do.....	38,219.00
1	Idaho.....	14,061.92	24	do.....	287,466.55
2	Illinois.....	3,501,962.76	26	do.....	7,647.38
3	do.....	10,287.71	28	do.....	332,510.80
4	do.....	5,820.79	30	do.....	24,145.76
5	do.....	143,567.23	4	North Carolina.....	635,283.51
4	do.....	105,890.97	6	do.....	18,667.60
8	do.....	238,538.29	1	Ohio.....	8,611,820.86
13	do.....	32,139.17	3	do.....	26,416.93
1	Indiana.....	25,178.37	4	do.....	19,075.31
4	do.....	17,809.61	6	do.....	3,950.44
6	do.....	1,800.00	7	do.....	24,763.92
7	do.....	42,176.02	10	do.....	234,125.28
10	do.....	17,705.89	11	do.....	18,735.42
2	Iowa.....	3,277.35	15	do.....	1,041.05
3	do.....	35,046.78	18	do.....	892,287.74
4	do.....	32,900.05	1	Oregon.....	31,989.26
2	Kansas.....	48,235.82	1	Pennsylvania.....	5,240,967.93
5	do.....	7,074.00	8	do.....	112,858.34
6	Kentucky.....	1,210,093.54	9	do.....	49,506.18
7	do.....	2,890,197.06	12	do.....	87,431.78
3	do.....	457.28	14	do.....	27,594.00
3	Louisiana.....	1,090,318.91	19	do.....	10,435.61
4	Maryland.....	2,797,424.56	22	do.....	399,910.73
3	do.....	11,014.08	23	do.....	15,710.85
3	Massachusetts.....	1,290,962.97	1	Rhode Island.....	26,537.30
5	do.....	9,006.97	2	Tennessee.....	2,398.00
10	do.....	2,138.13	5	do.....	396,231.25
1	Michigan.....	163,295.86	1	Texas.....	53,297.00
1	Minnesota.....	12,511.54	3	do.....	10,461.42
2	do.....	91,215.30	2	Utah.....	11,986.91
4	Missouri.....	2,786,084.85	2	Virginia.....	214,662.13
6	do.....	3,924.81	3	do.....	288,777.59
1	Montana.....	112,804.60	5	do.....	1,068.73
1	Nebraska.....	5,639.23	6	do.....	61,096.41
3	Nevada.....	83,988.43	1	West Virginia.....	38,624.50
3	New Jersey.....	9,703.00	1	Wisconsin.....	942,466.71
5	do.....	7,824.84	2	do.....	23,765.36
3	do.....	115,279.39	3	do.....	81,117.51
5	New Mexico.....	550.22			

Number of proof gallons of spirits rectified in each State and Territory during the year ended April 30, 1878.

States and Territories.	Number of gallons.	States and Territories.	Number of gallons.
Alabama .....	29, 783. 11	Nebraska .....	83, 988. 43
California .....	1, 713, 708. 82	Nevada .....	9, 703. 00
Colorado .....	197. 83	New Jersey .....	123, 104. 23
Connecticut .....	87, 119. 00	New Mexico .....	550. 22
Georgia .....	204, 893. 75	New York .....	2, 139, 444. 51
Idaho .....	14, 061. 92	North Carolina .....	40, 813. 36
Illinois .....	4, 038, 207. 02	Ohio .....	9, 832, 216. 95
Indiana .....	104, 669. 89	Oregon .....	31, 989. 26
Iowa .....	71, 224. 18	Pennsylvania .....	5, 942, 417. 42
Kansas .....	48, 235. 82	Rhode Island .....	29, 537. 30
Kentucky .....	4, 107, 821. 88	Tennessee .....	388, 629. 25
Louisiana .....	1, 090, 318. 91	Texas .....	63, 758. 42
Maryland .....	2, 898, 438. 64	Utah .....	11, 986. 91
Massachusetts .....	1, 302, 128. 07	Virginia .....	565, 604. 86
Michigan .....	163, 295. 86	West Virginia .....	38, 624. 50
Minnesota .....	103, 726. 84	Wisconsin .....	997, 409. 58
Missouri .....	2, 902, 814. 26		
Montana .....	5, 639. 23	Total .....	39, 096, 063. 23

NOTE.—It should be understood that in the course of business the same spirits are often rectified more than once.

#### RECEIPTS FROM DISTILLERIES.

The receipts from the various sources connected with distilled spirits for the fiscal years ended June 30, 1877 and 1878, were as follows:

Sources.	Receipts for fiscal year 1877.	Receipts for fiscal year 1878.	Increase.	Decrease.
Spirits distilled from apples, peaches, or grapes .....	\$1, 373, 255 73	\$992, 634 58		\$380, 621 15
Spirits distilled from materials other than apples, peaches, or grapes .....	51, 298, 035 61	44, 633, 898 48		6, 664, 137 13
Wine made in imitation of champagne .....				
Rectifiers .....	219, 291 79	210, 068 70		9, 223 09
Dealers, retail liquor .....	3, 840, 469 09	3, 875, 973 26	\$35, 504 17	
Dealers, wholesale liquor .....	449, 729 03	434, 708 35		15, 020 68
Manufacturers of stills .....	1, 277 18	1, 068 77		208 41
Stills or worms manufactured .....	2, 209 29	1, 980 00		229 29
Stamps for distilled spirits intended for export .....	4, 598 60	6, 890 50	2, 291 90	
Stamps, distillery warehouse .....	106, 263 40	101, 494 90		4, 768 50
Stamps, rectifiers' .....	130, 903 50	120, 469 00		10, 434 50
Stamps, wholesale liquor dealers' .....	43, 396 50	41, 021 90		2, 374 60
Stamps, special bonded warehouse .....		294 10	294 10	
Interest on tax upon spirits .....		313 26	313 26	
Total .....	57, 469, 429 72	50, 420, 815 80	38, 403 43	7, 087, 017 35

#### OPERATIONS AT DISTILLERY WAREHOUSES.

The following table shows the quantity of distilled spirits in taxable gallons, at ninety cents per gallon tax, placed in distillery warehouses during the fiscal year ended June 30, 1878, the quantity withdrawn therefrom during the year, and the quantity remaining therein at the beginning and close of the year:

	Gallons.
Quantity of distilled spirits remaining in bond July 1, 1877, at 90 cents....	13, 258, 794.
Quantity of distilled spirits exported and unaccounted for July 1, 1877, at 90 cents .....	1, 842, 431
Quantity of distilled spirits produced from July 1, 1877, to June 30, 1878....	56, 103, 053
Total .....	71, 204, 278

Distilled spirits withdrawn, tax-paid (including deficiencies on export-bonds and casualties disallowed).....	49,573,639
Distilled spirits exported, proofs of landing received.....	3,364,616
Distilled spirits, allowed for loss by casualty.....	34,537
Distilled spirits withdrawn for scientific purposes.....	5,525
Distilled spirits withdrawn for exportation, proofs of landing not received..	3,975,030
Distilled spirits not actually in warehouse, claimed to have been lost by casualty.....	162,158
Distilled spirits actually remaining in warehouse June 30, 1878.....	14,088,773
<b>Total.....</b>	<b>71,204,278</b>

The quantity of spirits, 14,088,773 gallons, actually remaining in warehouses June 30, 1878, is the quantity as shown by the original gauge of each package. Nearly all of these spirits were produced during the sixteen months immediately preceding July 1, 1878.

The following table shows the portion of the spirits actually remaining in warehouse produced each month in each district and the total production in each district:

6 F

Table showing by districts the quantity in taxable gallons of spirits in warehouse June 30, 1878, with month of production.

District.	Prior to March, 1877.	March, 1877.	April, 1877.	May, 1877.	June, 1877.	July, 1877.	August, 1877.	September, 1877.	October, 1877.
	Gallons.	Gallons.	Gallons.	Gallons.	Gallons.	Gallons.	Gallons.	Gallons.	Gallons.
Second Alabama.....					172			42	
Third Arkansas.....				950	497	165	166	253	420
First California.....				1,345					
First Connecticut.....									
Second Connecticut.....									
Second Georgia.....		882			177	173		88	
Third Georgia.....									
Idaho.....									
First Illinois.....	4,781		1,186					311	360
Second Illinois.....	303								
Third Illinois.....									
Fourth Illinois.....									
Fifth Illinois.....	9,845		3,569		1,796	5,330	3,687		12,226
Eighth Illinois.....									
Thirteenth Illinois.....					510	4,761	850		
First Indiana.....	3,539	3,543			59		293	575	
Fourth Indiana.....	9,085	65,946		59,397	130	3,910			12,723
Sixth Indiana.....		5,967							
Seventh Indiana.....	8,478	2,099						1,019	
Eleventh Indiana.....									
Third Iowa.....									
Fourth Iowa.....									
Second Kentucky.....	41,657	100,428		105,121	88,860	4,774	30		
Fifth Kentucky.....	292,770	356,340		410,769	220,387	18,930		3,976	1,826
Sixth Kentucky.....	82,394	129,509		145,009	100,885	43,327	13,433	7,693	5,297
Seventh Kentucky.....	165,851	208,333		197,090	130,218	45,517	10,505		
Eighth Kentucky.....	14,871	33,680		34,328	28,629	27,749	5,085		
Ninth Kentucky.....	3,642	12,047		173	260				
Louisiana.....									
Third Maryland.....	13,475	9,011		39,913	28,854	25,086	20,545	36,303	13,014
Fourth Maryland.....	3,531	4,014		4,994	3,698	1,858			
Third Massachusetts.....									
Fifth Massachusetts.....					6,778	3,244			2,244
Tenth Massachusetts.....						88		23	1,490
First Michigan.....	896	557							
First Missouri.....									
Second Missouri.....									
Fourth Missouri.....	856	2,245		2,478	323			232	846
Sixth Missouri.....		5,163		7,907	5,329				716
Nebraska.....	602								
First New Hampshire.....							256		515
First New York.....									
Twenty-fourth New York.....									
Thirtieth New York.....	3,571	2,843				238	5,050	1,961	1,312



Second North Carolina.....									
Fourth North Carolina.....	742	28	45	41					
Fifth North Carolina.....	263	959	1,624	1,610	1,196			142	820
Sixth North Carolina.....		4,378	885	1,007	1,135			101	246
First Ohio.....		5,613	6,081	6,360	8,763	4,749	477	10,979	769
Third Ohio.....		7,953	12,845	15,619	18,666	12,887	8,596	8,297	9,295
Fourth Ohio.....		1,222	1,394	2,078	1,811	2,206	2,348	2,123	2,228
Sixth Ohio.....		44,310	47,419	42,153	12,689		1,539	364	
Seventh Ohio.....									
Tenth Ohio.....									
Eleventh Ohio.....									
Fifteenth Ohio.....			807						
Eighteenth Ohio.....									
First Pennsylvania.....				10,952	21,009	4,316	179	131	592
Eighth Pennsylvania.....					782	3,471	167	2,244	743
Ninth Pennsylvania.....									5,066
Twelfth Pennsylvania.....			386	547					184
Fourteenth Pennsylvania.....				252	338		1,625	3,920	2,525
Sixteenth Pennsylvania.....	41		2,484	887	292	255	448	1,688	308
Twentieth Pennsylvania.....									2,046
Twenty-second Pennsylvania.....	43	49,219	46,092	23,993	34,699	24,746	24,515	31,600	25,499
Twenty-third Pennsylvania.....		15,264	20,550	21,742	15,442	14,286			3,706
South Carolina.....									
Second Tennessee.....			46	73	120	108	109	99	479
Fifth Tennessee.....		3,521	4,561	11,519	9,748	18,151	24,726	17,070	25,042
Third Texas.....			95	560		206	84		
Third Virginia.....				90					
Fifth Virginia.....	2,292	1,437	1,419	1,589	1,186				
Sixth Virginia.....		1,056	2,392	4,123	3,343	3,625	3,253	4,036	4,983
First Wisconsin.....									
Third Wisconsin.....									
Total.....	3,381	796,989	1,096,605	1,154,669	747,681	274,386	127,868	135,821	142,015

Table showing by districts the quantity, in taxable gallons, of spirits in warehouse June 30, 1878, &c.—Continued.

District.	November, 1877.	December, 1877.	January, 1878.	February, 1878.	March, 1878.	April, 1878.	May, 1878.	June, 1878.	Total in warehouse June 30, 1878.
	Gallons.	Gallons.	Gallons.	Gallons.	Gallons.	Gallons.	Gallons.	Gallons.	Gallons.
Second Alabama.....			84		23	786	1,571	1,007	3,685
Third Arkansas.....	1,802	2,187	2,718	2,119	2,720	3,156	3,615	3,856	24,184
First California.....				121	264	628	1,163	92	3,613
First Connecticut.....				1,897	255	2,140	2,831	4,069	11,792
Second Connecticut.....		3,194				382	1,144	4,544	9,264
Second Georgia.....	46	214	761	3,407	2,157	2,185	1,627	2,068	13,785
Third Georgia.....				43	170			110	323
Idaho.....		3,872	1,799						5,671
First Illinois.....	2,000	5,612	2,973	3,990	33,550	45,984	59,091	104,024	263,812
Second Illinois.....		1,170	3,155	2,873	1,281				8,782
Third Illinois.....									18,065
Fourth Illinois.....				409	530				17,803
Fifth Illinois.....		5,257	8,238	8,189	11,690	3,744	6,111	56,208	185,890
Eighth Illinois.....		187	370	457					2,275
Thirteenth Illinois.....									6,121
First Indiana.....		3,753	5,987	5,225	5,602	5,502	1,148		35,226
Fourth Indiana.....	20,778	19,244	73,855	48,043	71,596	88,447	81,233	14,721	569,108
Sixth Indiana.....				13,165	6,927	583	1,011	676	28,329
Seventh Indiana.....		18,936		3,368	62,451	40,443	24,225	660	151,679
Eleventh Indiana.....			1,165	361					1,526
Third Iowa.....					42		120	34	202
Fourth Iowa.....	821		1,024	1,117	1,277				4,239
Second Kentucky.....	125	22,769	45,171	50,631	60,233	71,570	52,642	29,095	671,106
Fifth Kentucky.....	16,141	138,988	345,972	331,805	390,700	419,345	341,984	168,838	3,458,771
Sixth Kentucky.....	10,049	19,748	79,647	96,179	124,735	145,315	172,465	157,768	1,333,453
Seventh Kentucky.....	4,810	35,219	60,250	115,050	180,791	194,996	181,445	128,805	1,667,880
Eighth Kentucky.....	1,090	19,431	35,812	33,817	35,508	33,895	32,877	9,883	346,655
Ninth Kentucky.....				14,791	25,900	28,607	6,883	591	92,894
Louisiana.....			310						310
Third Maryland.....	7,287	10,011	9,450	3,210	5,212	23,404	59,504	43,021	347,300
Fourth Maryland.....	599	4,102	7,061	6,661	8,841	10,199	9,592	7,890	73,040
Third Massachusetts.....	1,345	763		5,821	19,056	16,539	8,564	40,508	92,596
Fifth Massachusetts.....	1,795	13,361	21,693	4,646	9,093	18,455	45,108	54,153	180,570
Tenth Massachusetts.....	3,092	2,609	5,653	7,449	8,239	8,000	8,182	7,800	52,625
First Michigan.....									1,453
First Missouri.....					670			4,320	4,990
Second Missouri.....		459	683	737	687	655	615	784	4,620
Fourth Missouri.....	1,478	1,370	621	532	1,657	2,589	3,900	1,589	20,716
Sixth Missouri.....	2,957	1,908	1,917	1,561	1,405	2,705	2,851	314	34,433
Nebraska.....		8,237	7,012	650	7,422	9,344	11,590	13,985	58,792
First New Hampshire.....	1,035	775	1,352	688	886	876	3,618	3,469	18,470
First New York.....	5,007	734				16,194		11,883	93,818
Twenty-fourth New York.....	7,596	737	3,922	4,030	5,153	4,239	3,743	18,033	42,458
Thirtieth New York.....	840	7,231	7,760	1,971	4,222	16,001	908	20,116	74,123

Second North Carolina			44	247	134	243			668
Fourth North Carolina			25	132	116	700	589	212	2, 630
Fifth North Carolina	905	2, 016	2, 306	4, 034	5, 024	6, 189	6, 251	3, 201	36, 630
Sixth North Carolina	211	1, 233	1, 676	2, 457	4, 328	7, 230	9, 155	8, 155	43, 513
First Ohio	18, 610	47, 865	139, 749	73, 063	108, 490	96, 755	138, 727	90, 844	756, 719
Third Ohio	12, 896	59, 891	48, 374	31, 082	25, 872	24, 719	23, 779	21, 005	341, 776
Fourth Ohio	3, 377	4, 015	16, 425	3, 852	3, 987	4, 007	3, 958	6, 906	61, 937
Sixth Ohio	32, 443	48, 294	55, 000	36, 176	40, 907	53, 261	36, 149	17, 896	468, 600
Seventh Ohio				449	2, 511	2, 876		746	7, 458
Tenth Ohio	576	1, 692	281					467	3, 018
Eleventh Ohio	23	7, 067	35, 034		34, 432	15, 101	26, 818	1, 075	119, 550
Fifteenth Ohio	216	631	130	681	1, 649	2, 057	2, 720	5, 628	14, 519
Eighteenth Ohio	1, 010	1, 328	1, 984	2, 031	2, 663	2, 254	556	818	14, 289
First Pennsylvania	25, 429	23, 618	33, 173	42, 172	43, 635	39, 540	30, 429	26, 341	311, 586
Eighth Pennsylvania	553	1, 871	3, 310	1, 638	279			3, 413	11, 248
Ninth Pennsylvania	4, 319	5, 033	6, 519	3, 468	6, 980	10, 136	11, 386	10, 674	67, 704
Twelfth Pennsylvania	635	691	1, 018	968	670	277			5, 495
Fourteenth Pennsylvania	4, 418	5, 386	3, 616	3, 384	2, 156	1, 823	2, 334	2, 241	36, 585
Sixteenth Pennsylvania	3, 982	5, 766	7, 250	7, 398	7, 818	4, 494	4, 110	3, 387	52, 346
Twentieth Pennsylvania						176			4, 633
Twenty-second Pennsylvania	31, 764	41, 272	43, 728	47, 884	62, 304	67, 902	68, 298	60, 659	684, 217
Twenty-third Pennsylvania	33, 658	36, 520	27, 450	22, 243	36, 289	46, 654	51, 034	48, 084	392, 922
South Carolina		129	245	374	624	836	532	511	3, 251
Second Tennessee	913	1, 449	785	93	1, 254	1, 769	1, 626	658	9, 581
Fifth Tennessee	40, 393	34, 069	34, 925	34, 713	53, 462	77, 125	83, 907	74, 858	547, 790
Third Texas		211	182	2, 060	1, 072	271		2, 020	6, 711
Third Virginia									90
Fifth Virginia		79	137	514	761	922	666		11, 002
Sixth Virginia	7, 448	10, 925	15, 004	16, 472	18, 425	19, 209	13, 804	9, 385	137, 483
First Wisconsin	524		6, 704	1, 575		851	1, 472	845	11, 971
Third Wisconsin								472	472
Total	314, 646	697, 779	1, 230, 504	1, 114, 173	1, 546, 787	1, 704, 435	1, 652, 970	1, 350, 064	14, 088, 773

Statement of the quantity, in taxable gallons, of each kind of spirits as known to the trade deposited in distillery warehouses during the year ended June 30, 1878.

District and State.	Bourbon whisky.	Rye whisky.	Alcohol.	Rum.	Gin.	High wines.	Pure, neutral or cologne spirits.	Miscellaneous.	Aggregates.	Specific kinds of spirits reported in miscellaneous column.
	Gallons.	Gallons.	Gallons.	Gallons.	Galls.	Gallons.	Gallons.	Gallons.	Gallons.	
2 Alabama								9,214	9,214	Pure corn whisky.
3 Arkansas	35,861	5,602							41,463	
1 California						52,107		2,824	54,931	Corn whisky.
Connecticut					135,543				135,543	
Georgia								63,659	63,659	Corn whisky and sweet potato brandy.
Idaho						10,154			10,154	
1 Illinois			4,402,326		115,898	706,183	2,371,463	956,561	8,552,451	Whisky, wheat whisky, and proof spirits.
2 Illinois	9,959								9,959	
3 Illinois			1,405,235			29,490			1,434,725	
4 Illinois	19,172					210,506			229,678	
5 Illinois	215,511		2,415,716			5,915,366	9,761		8,556,354	
8 Illinois			476,295			1,605,427	1,685	1,472	2,084,879	Corn whisky.
13 Illinois	13,677	987							14,664	
1 Indiana	32,248								32,248	
4 Indiana	230,943	183,096	225,788			1,310,082	634,892	467,124	3,051,925	French, cognole, and rectified sprits and corn whisky.
6 Indiana	22,817					584,986			607,803	
7 Indiana	160,635					1,867,433			2,028,068	
11 Indiana	1,893	276							2,079	
3 Iowa			16,317			32,573		5,973	54,863	Proof spirits.
4 Iowa								5,735	5,735	Corn whisky.
5 Iowa			220,844						220,844	
2 Kentucky	406,258								406,258	
5 Kentucky	2,016,565	209,291					90,230	17,721	2,333,807	Malt whisky.
6 Kentucky	1,119,068	89,947	27,415		2,118	26,396	1,036,740		2,301,084	
7 Kentucky	853,561	155,020							1,009,481	
8 Kentucky	182,322	59,202							241,524	
9 Kentucky	73,535	6,276							79,811	
Louisiana									192,285	
Maryland		333,657							333,657	
3 Massachusetts				601,758					601,758	
5 Massachusetts				951,922					951,922	
10 Massachusetts					84,563				84,563	
1 Missouri	8,122	47	271,634			1,266,582	728,730	26,363	2,303,745	White corn and wheat whisky.
2 Missouri	5,725				1,247				5,725	
4 Missouri	16,270	1,574							17,844	
6 Missouri	29,598	258							29,856	
Nebraska	30,649	11,028	239,547						340,174	
New Hampshire				49,696				357,446	49,696	
3 New Jersey		59,807					29,639		110,520	
1 New York	8,952		140,481		3,006		200,349	1,106,511	1,464,188	Wheat whisky.
12 New York							8,797		8,797	

24 New York		8,532	58,123		6,815	285,579	11,965	371,014	Wheat, common, and malt whiskies.	
30 New York	11,645	31,252	22,252		377,527	318,150		780,826		
2 North Carolina								1,928	Corn whisky.	
4 North Carolina								2,306	Do.	
5 North Carolina		249						42,070	Do.	
6 North Carolina								71,853	Do.	
1 Ohio	360,393	30,526	300,249		2,377,669	3,749,845	1,480,919	8,299,601	Rectified corn and malt whiskies and whisky.	
3 Ohio	285,546	36,693	39,033		409,451	45,788		816,511		
4 Ohio	40,762				309,174			349,936		
6 Ohio	190,952	66,629			200,839			578,783	French spirits.	
7 Ohio	7,573	1,474						9,047		
10 Ohio			16,470		144,867	4,481		165,818		
11 Ohio	1,783				803,478			805,261		
15 Ohio	8,959	7,747						16,706		
18 Ohio	1,663	18,837						20,500		
1 Pennsylvania		314,693						314,693		
8 Pennsylvania		9,053			27,199			36,252		
9 Pennsylvania		98,062						98,062		
12 Pennsylvania		2,006			2,862			4,868		
14 Pennsylvania		54,299						54,299		
16 Pennsylvania		65,149						65,149		
20 Pennsylvania		4,723						4,723		
22 Pennsylvania		549,772						549,772		
23 Pennsylvania		241,231						84,824	Corn and rye whisky.	
South Carolina								6,864	Corn whisky.	
Tennessee		5,373						698,670	Do.	
3 Texas	1,993	399						8,358	Corn and wheat whiskies.	
5 Virginia								3,526	Corn and rye whisky.	
6 Virginia		164,615						1,121	Corn whisky.	
Wisconsin		1,437			668,312			669,749		
Total	6,405,520	2,834,119	10,277,725	1,603,376	364,963	19,412,985	11,108,023	4,096,342	56,103,053	

Statement of the quantity, in taxable gallons, of each kind of spirits, as known to the trade, withdrawn from distillery warehouses during the year ended June 30, 1878.

Districts and States.	Bourbon whisky.		Rye whisky.		Alcohol.		Rum.		Gin.	High-wines.		Pure, neutral or co- logne spirits.		Miscella- neous.	Aggre- gates.
	Tax-paid.	Exported.	Tax-paid.	Exported.	Tax-paid.	Exported.	Tax-paid.	Exported.	Tax-paid.	Tax-paid.	Exported.	Tax-paid.	Exported.	Tax-paid.	
	Gallons.	Gallons.	Gallons.	Gallons.	Gallons.	Gallons.	Gallons.	Gallons.	Gallons.	Gallons.	Gallons.	Gallons.	Gallons.	Gallons.	
2 Alabama														a12, 864	12, 864
3 Arkansas	32, 154		6, 302												38, 456
1 California											48, 151	3, 548		b556	52, 255
Connecticut									175, 959						175, 959
Georgia														c68, 966	68, 966
Idaho											10, 560				10, 560
1 Illinois					2, 207, 828	2, 199, 872			116, 914	1, 179, 286		2, 381, 552	77	d1, 023, 576	9, 109, 165
2 Illinois	10, 609														10, 609
3 Illinois					859, 389	529, 958					29, 490				1, 418, 837
4 Illinois	430										240, 358				240, 788
5 Illinois	178, 476				907, 783	1, 535, 397					6, 127, 239		9, 761		8, 758, 656
7 Illinois	1, 790														1, 790
8 Illinois					427, 460	49, 884					1, 722, 675		1, 685	b2, 351	2, 204, 055
13 Illinois	17, 893		807												18, 700
1 Indiana	15, 934														15, 934
4 Indiana	273, 816		94, 738		124, 170	108, 304					1, 315, 061		639, 497	e459, 223	3, 014, 809
6 Indiana	3, 554										598, 852				602, 406
7 Indiana	125, 534	2, 019									1, 864, 108				1, 991, 661
11 Indiana	2, 385														2, 385
3 Iowa					16, 430						33, 950			b5, 931	56, 311
4 Iowa														b1, 496	1, 496
5 Iowa					181, 064	39, 780									220, 884
2 Kentucky	474, 583														474, 583
5 Kentucky	1, 379, 863	3, 618	97, 590										83, 670	f13, 384	1, 578, 125
6 Kentucky	865, 074	2, 041	21, 408		32, 996				2, 118	27, 174		1, 106, 254			2, 057, 065
7 Kentucky	733, 578	8, 584	85, 040	6, 278											834, 080
8 Kentucky	133, 129		6, 976												140, 105
9 Kentucky	53, 459		298												53, 757
Louisiana											192, 693				192, 693
Maryland			212, 104								33, 623	2, 200	364, 233	2, 092	614, 252
3 Massachusetts							424, 877	145, 233							570, 110
5 Massachusetts							451, 537	612, 534							1, 064, 071
10 Massachusetts									72, 006						72, 006
1 Michigan		5, 498											857		6, 355
1 Missouri	15, 295	47			210, 681	60, 577			1, 247	1, 264, 279		728, 427		g26, 383	2, 306, 936
2 Missouri	2, 638														2, 638
4 Missouri	14, 465		733											h45	15, 243
6 Missouri	27, 710		96												27, 806
Nebraska	16, 176		4, 772		238, 788	5, 986			1, 256			390, 668	1, 055		658, 701

New Hampshire								48,687										48,687
3 New Jersey			60,710							21,074	81,075							112,859
1 New York	15,935	1,249				131,917	3,782			3,006	210,041		1,106,756					1,478,912
12 New York											8,797							8,797
24 New York			892			56,660					6,975		276,178					345,483
30 New York	3,791		20,674			20,065					373,853		299,379					726,762
2 North Carolina																		2,096
4 North Carolina																		1,729
5 North Carolina																		20,808
6 North Carolina																		70,022
1 Ohio	350,334		13,583			106,047	164,143				2,570,271		3,735,733					8,419,012
3 Ohio	288,756		10,697			13,098					421,467		51,636					785,654
4 Ohio	14,108										298,543							312,651
6 Ohio	129,375	2,477	36,402								202,041							424,005
7 Ohio	2,433		65															2,498
10 Ohio			6,798			16,470					144,125		4,475					171,868
11 Ohio	2,000										754,007							750,007
15 Ohio	9,245		7,605															16,850
18 Ohio	3,339		13,935															17,274
1 Pennsylvania			153,177															153,177
8 Pennsylvania			8,718								24,394							33,313
9 Pennsylvania			94,128															94,128
12 Pennsylvania			1,458								2,612							4,070
14 Pennsylvania			49,140															49,140
16 Pennsylvania			78,200															78,200
20 Pennsylvania			400															400
22 Pennsylvania			602,391															602,391
23 Pennsylvania			119,480			8,564												204,073
South Carolina																		67,129
Tennessee	5,622		7,895															580,985
3 Texas	1,788		312															7,628
3 Virginia			1,063															1,063
5 Virginia																		11,365
6 Virginia			119,979															120,444
Wisconsin			965								714,923							715,888
Total	5,205,271	19,988	1,954,676	14,842	5,550,846	4,697,683	925,101	757,767	393,580	20,456,623	5,748	11,180,761	3,224	3,904,270	55,070,380			
Lost by casualty	3,350		21,171							1,147		6	4,474	30,148				
For scientific purposes					5,525									5,525				
Total	5,208,621	19,988	1,975,847	14,842	5,556,371	4,697,683	925,101	757,767	393,580	20,457,770	5,748	11,180,767	3,224	3,908,744	55,106,053			

a Pure corn whisky.

b Corn whisky.

c Corn whisky and sweet potato brandy.

d Whisky, wheat whisky, and proof spirits.

e French cologne and rectified spirits and corn whisky.

f Rectified and malt whiskies.

g White corn and wheat whiskies.

h Wheat whisky.

i Malt, wheat, and common whiskies.

j Rectified corn and malt whiskies and whisky.

k French spirits.

l Corn and rye whisky.

m Wheat and corn whisky.

NOTE.—1,125 gallons reported as alcohol withdrawn for export by first district of Illinois was corn whisky.

Statement of the quantity, in taxable gallons, of each kind of spirits as known to the trade remaining in distillery warehouses  
June 30, 1878.

District and State.	Bourbon whisky.	Rye whisky.	Alcohol.	Rum.	Gin.	High wines.	Pure, neutral or cologne spirits.	Miscellaneous.	Aggregates.	Specific kinds of spirits reported in miscellaneous column.
	Gallons.	Gallons.	Gallons.	Gallons.	Galls.	Gallons.	Gallons.	Gallons.	Gallons.	
2 Alabama								3,685	3,685	Pure corn whisky.
3 Arkansas	21,152	3,032							24,184	
1 California						1,345		2,268	2,268	Corn whisky.
Connecticut					21,056				21,056	
Georgia								14,108	14,108	Corn whisky and sweet potato brandy.
Idaho						5,671			5,671	
1 Illinois			26,849		1,332	9,273	4,485	221,873	263,812	Whisky, wheat whisky, and proof spirits.
2 Illinois	8,782								8,782	
3 Illinois			18,065						18,065	
4 Illinois	18,742								18,742	
5 Illinois	84,474		13,378						135,890	
8 Illinois						38,038			38,038	
13 Illinois	5,941	180				1,311		964	2,275	Corn whisky.
1 Indiana	35,226								35,226	
4 Indiana	274,303	234,145				16,207	31,080	13,373	569,108	French spirits, cologne, bourbon, corn whisky, and rec tified spirits.
6 Indiana	28,329								28,329	
7 Indiana	148,354								151,679	
11 Indiana	1,250	276				3,325			1,526	
3 Iowa								42	42	Proof spirits.
4 Iowa			126			34		4,239	4,239	Corn whisky.
2 Kentucky	671,106								671,106	
5 Kentucky	3,156,241	278,249					6,560	17,721	3,458,771	Malt whisky.
6 Kentucky	1,172,082	106,224	277				54,870		1,333,453	
7 Kentucky	1,491,454	176,426							1,667,880	
8 Kentucky	285,454	61,201							346,655	
9 Kentucky	86,916	5,978							92,894	
Louisiana						310			310	
Maryland		407,159				614	12,567		420,340	
3 Massachusetts					92,596				92,596	
5 Massachusetts					180,570				180,570	
10 Massachusetts						52,625			52,625	
1 Michigan		1,453							1,453	
1 Missouri			807				2,303	1,880	4,990	
2 Missouri	4,620								4,620	
4 Missouri	19,729	987							20,716	
6 Missouri	33,730	708							34,438	



Nebraska	30,155	10,893	1,630		258		15,856		58,792	
New Hampshire				18,470					13,470	
1 New York	794		6,909			7,609	18,566		33,818	
24 New York		7,640					27,626	7,187	42,453	Wheat and malt whiskies.
30 New York	7,854	36,170	2,187			9,141	18,771		74,123	
2 North Carolina								668	668	Corn whisky.
4 North Carolina								2,630	2,630	Do.
5 North Carolina		249						36,331	36,630	Do.
6 North Carolina								43,513	43,513	Do.
1 Ohio	288,154	26,027	30,059			171,408	192,684	48,387	756,719	Rectified, corn and malt whiskies and whisky.
3 Ohio	269,467	42,908	25,935			2,748	718		341,776	
4 Ohio	46,465					15,472			61,937	
6 Ohio	294,289	104,830				2,828		66,653	468,600	French spirits.
7 Ohio	6,049	1,409							7,458	
10 Ohio						3,016			3,016	
11 Ohio	1,063					118,487			119,550	
15 Ohio	7,218	7,301							14,519	
18 Ohio	1,150	13,139							14,289	
1 Pennsylvania		311,586							311,586	
8 Pennsylvania		5,159				6,089			11,248	
9 Pennsylvania		67,704							67,704	
12 Pennsylvania		1,700				3,795			5,495	
14 Pennsylvania		36,585							36,585	
16 Pennsylvania		52,346							52,346	
20 Pennsylvania		4,633							4,633	
22 Pennsylvania		684,217							684,217	
23 Pennsylvania		286,614							392,922	Corn and rye whisky.
South Carolina							106,308		392,922	Corn whisky.
Tennessee		11,606					3,251		3,251	Do.
3 Texas	205	87					545,765		557,371	Corn and wheat whiskies.
3 Virginia		90					6,419		6,711	
5 Virginia								11,002	11,002	Corn and rye whisky.
6 Virginia		136,827						656	137,483	Corn whisky.
Wisconsin		472				11,971			12,443	
Total	8,500,688	3,126,205	126,222	286,636	75,271	430,995	385,663	1,157,093	14,088,773	

In these tables and in others to be found in this report relative to the different kinds of spirits, separate columns are provided for bourbon whisky, rye whisky, alcohol, rum, gin, high wines and pure, neutral or cologne spirits; all other kinds of spirits are reported in a column headed "Miscellaneous." In many instances, however, the particular kind of spirits reported on a given line in the miscellaneous column is stated on the same line in the last column of the table. The information as to the different kinds of spirits produced, &c., in each district is embodied in these tables as furnished to this office by the collectors of their respective districts, and must be understood as indicating the kind of spirits known to the distillers in the producing districts; for instance, the tables show that bourbon whisky was produced in Arkansas, Illinois, Indiana, Nebraska, New York, Ohio, and Texas, as well as in Kentucky. It is, however, believed that by taking into account the fact that the names given in the tables are those by which the spirits are known at the place of production, the trade in general will not be deceived by any unusual classifications made in certain localities.

It appears from the foregoing tables that of the forty-nine and one-half million gallons withdrawn from distillery warehouses for domestic use during the year, nearly thirty-seven million gallons were comprised in the three varieties of "high wines," "pure, neutral or cologne spirits," and "alcohol," the approximate quantity of each of these varieties being as follows:

"High wines," over 20,000,000 gallons; "pure spirits," over 11,000,000 gallons; "alcohol," over 5,500,000 gallons.

The quantity of "bourbon whisky" placed upon the market exceeded five million gallons, the quantity of "rye whisky" so disposed of did not quite reach two million gallons, and the quantity of other "whiskies," such as "corn whisky," "wheat whisky," "malt whisky," "corn and rye whisky," &c., reported in miscellaneous column in tables, exceeded two million gallons, the other varieties reported in this column swelling the amount of "miscellaneous" to nearly four million gallons.

The quantity of "rum" withdrawn from warehouse for consumption was less than four hundred thousand gallons. Of the five and one-half million gallons withdrawn from warehouse for exportation, more than four and one-half million gallons were "alcohol," and over seven hundred and fifty thousand gallons were "rum," the small balance being made up of "bourbon whisky" (about 20,000 gallons), "rye whisky" (about 15,000 gallons), "high wines" (less than 6,000 gallons), and "cologne spirits" (3,224 gallons).

#### THE EXTENSION OF THE BONDED PERIOD.

Under the provisions of a joint resolution of Congress approved March 28, 1878, the time during which distilled spirits entered into distillery warehouses under the provisions of section 3293 of the Revised Statutes was extended to three years. This extension was made to apply to spirits theretofore entered for deposit and required to be withdrawn from the warehouse within one year prior to the passage of the resolution, as well as to all spirits thereafter entered for deposit into distillery warehouses, provided that certain conditions securing an extension of the obligation on the old bond or the filing of additional bonds with new sureties and upon payment of interest at the rate of five per centum per annum on the tax on all spirits remaining in warehouse more than one year are complied with.

The spirits reported in a foregoing table as actually remaining in ware-

house June 30, 1878, and as produced in March, April, and May, 1877, remain in warehouse in conformity with this joint resolution of March 28, 1878, as follows:

	Gallons.
March, 1877.....	795,988
April, 1877.....	1,095,605
May, 1877.....	1,154,669
Total.....	3,046,262

It will be observed that the bulk of these spirits were in warehouses located in Kentucky, as follows: March, 1877, 601,185 gallons; April, 1877, 840,337 gallons; May, 1877, 892,490 gallons; total, 2,334,012 gallons.

By reference to the tables in this report it will be seen that the larger portion of the spirits in warehouse June 30, 1878, of the product of March, April, and May, 1877, was of the kind known generally as whisky; bourbon whisky and rye whisky predominating. Only a small quantity of spirits in warehouse more than one year appears to have been withdrawn; the interest collected thereon amounted to \$313.26. Since June 30, 1878, the collections have been much larger; the interest collected in the fifth district of Kentucky for September, 1878, alone, amounting to nearly two thousand dollars.

SPIRITS WITHDRAWN FOR EXPORT.

The following table shows the quantity of spirits withdrawn from warehouse for exportation.

*Statement by districts and in taxable gallons of the quantity of the different kinds of spirits as known to the trade, and of the total quantity withdrawn for export during the fiscal year ended June 30, 1878.*

Districts.	Bourbon whisky.	Rye whisky.	Corn whisky.	Alcohol.	Runn.	High wines.	Pure, neutral or cologne spirits.	Aggregate.
	Gallons.	Gallons.	Gallons.	Gallons.	Gallons.	Gallons.	Gallons.	Gallons.
1 California.....						3,548		3,548
1 Illinois.....			1,125	2,198,747			77	2,199,949
3 Illinois.....				529,958				529,958
5 Illinois.....				1,535,397				1,535,397
8 Illinois.....				49,884				49,884
4 Indiana.....				108,304				108,304
7 Indiana.....	2,019							2,019
5 Iowa.....				39,780				39,780
5 Kentucky.....	3,618							3,618
6 Kentucky.....	2,041							2,041
7 Kentucky.....	8,584	6,278						14,862
3 Maryland.....						2,200	2,092	4,292
3 Massachusetts.....					145,233			145,233
5 Massachusetts.....					612,534			612,534
1 Missouri.....				60,577				60,577
Nebraska.....				5,986			1,055	7,041
1 New York.....	1,249			3,782				5,031
1 Ohio.....				164,143				164,143
6 Ohio.....	2,477							2,477
23 Pennsylvania.....		8,564						8,564
Total.....	19,988	14,842	1,125	4,696,558	757,767	5,748	3,224	5,499,252

SPIRITS NOT IN WAREHOUSE.

The following is a statement by districts of the quantity at ninety cents (162,158 gallons), not actually in warehouse, and unaccounted for:

Districts.	Gallons.	Remarks.
Second Alabama .....	286	Seized May, 1878, placed in hands of S. A. Porter by United States marshal, and stolen from Porter in October, 1877.
Third Arkansas .....	153	129 gallons of this quantity lost in April and May, 1878, and tax assessed on April and May, 1878, lists, and 24 gallons lost June, 1878, and assessed on June, 1878, list.
Second Georgia .....	1,887	Bonds in suit.
First Illinois .....	36,930	Forfeited and sold by United States marshal. Bonds in suit.
Second Kentucky .....	30,877	Bonds in suit.
Fifth Kentucky .....	2,316	Seized July 10, 1877, for violations of internal revenue laws, and in hands of United States marshal.
First Missouri .....	74,806	Seized, forfeited, and sold by United States marshal for fraud.
Second Missouri .....	191	Destroyed by fire May, 1878.
Sixth Missouri .....	217	Lost by casualty. Claim pending.
Twelfth New York .....	1,577	Destroyed by fire. Claim for abatement pending.
Sixth North Carolina .....	2,955	1,599 gallons claimed lost by casualty, and 1,356 gallons lost by leakage. Part assessed, and suits pending for part.
Sixth Ohio .....	27	Lost by leakage June, 1878.
Tenth Ohio .....	20	Lost on regauging.
Second Tennessee .....	793	Claim for abatement pending.
Fifth Tennessee .....	948	Part seized for violation of law, and part destroyed by fire.
Third Texas .....	564	238 gallons destroyed by fire, and 326 gallons stolen.
Fifth Virginia .....	1,312	21 gallons stolen. Suits pending on 1,291 gallons.
Sixth Virginia .....	6,299	279 gallons assessed; 295 gallons stolen and assessed. Claim for abatement pending on 5,725 gallons.
Total .....	162,158	

MOVEMENTS OF SPIRITS FOR THREE YEARS.

The following table shows the stock on hand, production, and movement of spirits for the fiscal years 1876, 1877, and 1878:

	1876.		1877.		1878.	
	Gallons.	Gallons.	Gallons.	Gallons.	Gallons.	Gallons.
Quantity of spirits actually in warehouse beginning of fiscal year .....		13,179,596		12,595,850		13,091,773
Quantity of spirits produced during the fiscal year .....		57,959,647		59,912,268		56,103,053
Total .....		71,139,243		72,508,118		69,194,826
Quantity of spirits withdrawn, tax-paid during fiscal year ..	56,989,389		56,848,525		49,571,128	
Quantity of spirits withdrawn for exportation during fiscal year .....	1,308,900		2,529,528		5,499,252	
Withdrawn for scientific purposes, destroyed by fire, &c. .	245,104		38,292		35,673	
Total .....		58,543,393		59,416,345		55,106,053
Remaining in warehouse at end of fiscal year .....		12,595,850		13,091,773		14,088,773

OPERATIONS AT DISTILLERY WAREHOUSES DURING THE FIRST FOUR MONTHS OF THE PRESENT FISCAL YEAR.

The following tables show as to operations at distillery warehouses during the months of July, August, September, and October, 1878, (1) by districts and in aggregate, the quantity of spirits produced and placed in said warehouses, the quantity withdrawn and the amount of tax

paid during said months; (2) a statement, by districts and different kinds, of the quantity of spirits withdrawn for export during said months; (3) a comparative statement of the quantities of spirits withdrawn for export during said months of the years 1877 and 1878; (4) a comparative statement of the quantities of spirits produced, withdrawn tax-paid and for export from distillery warehouses, and the amount of tax paid on the spirits during said months in the years 1875, 1876, 1877, and 1878; (5) a statement of the quantity of each of the different kinds of tax-paid spirits as known to the trade and the aggregate of all kinds held by wholesale liquor dealers and rectifiers October 1, 1878; and by districts of the quantity of tax-paid spirits held by wholesale liquor dealers and rectifiers January 1, 1878.

Statement of the quantity, in taxable gallons, of spirits produced and withdrawn, and the amount of tax paid during the months of July, August, September, and October, 1878.

Districts.	July, 1878.			August, 1878.			September, 1878.			October, 1878.		
	Produced.	Withdrawn.	Tax paid.	Produced.	Withdrawn.	Tax paid.	Produced.	Withdrawn.	Tax paid.	Produced.	Withdrawn.	Tax paid.
	Gallons.	Gallons.		Gallons.	Gallons.		Gallons.	Gallons.		Gallons.	Gallons.	
Second Alabama	865	365	\$328 50	861	124	\$111 60	787	508	\$457 20	319	678	\$610 20
Arkansas	2,262	2,990	2,691 00	858	3,018	2,716 20	783	2,475	2,227 50	1,987	3,791	3,411 90
First California	6,479	7,086	6,377 40	5,415	5,515	4,963 50	5,441	4,750	4,275 00	5,985	6,705	6,034 50
Colorado	352			387		198 90				434	219	197 10
First Connecticut	4,451	7,120	6,408 00	3,717	5,499	4,949 10	3,372	7,378	6,640 20	5,673	4,864	4,377 60
Second Connecticut	4,961	6,119	5,507 10	4,966	5,726	5,153 40	4,349	5,115	4,603 50	4,816	4,588	4,129 20
Second Georgia	3,051	4,497	4,047 30	545	3,422	3,079 80	1,924	4,767	4,290 30	6,681	8,098	7,288 20
Third Georgia		20	18 00					110	99 00		47	42 30
Idaho		967	843 30		1,116	1,004 40		863	776 70		993	893 70
First Illinois	801,484	560,397	504,357 30	795,180	552,284	497,055 60	886,479	622,686	560,417 40	1,055,965	720,010	648,009 00
Second Illinois		1,221	1,098 90		602	541 80		876	788 40		676	608 40
Third Illinois	125,602	84,746	76,271 40		56,571	50,913 90	103,878	67,535	60,781 50	162,997	70,956	63,860 40
Fourth Illinois		41	36 90	6,897	6,361	5,724 90	20,803	19,400	17,460 00	24,437	26,313	23,681 70
Fifth Illinois	1,008,238	727,965	655,168 50	921,995	688,601	619,740 90	1,129,211	715,013	643,511 70	1,329,729	928,611	835,749 90
Eighth Illinois	116,638	108,793	97,913 70	93,247	100,021	90,018 90	137,396	122,607	110,346 30	229,685	218,341	196,506 90
Thirteenth Illinois		455	409 50		850	765 00						
First Indiana		808	727 20		2,663	2,396 70		1,267	1,140 30		3,747	3,372 30
Fourth Indiana	205,349	205,299	184,769 10	206,049	229,486	206,537 40	219,245	223,614	201,252 60	269,893	304,836	274,352 40
Sixth Indiana		52,252	47,026 80	36,424	36,680	33,012 00	46,456	47,814	43,032 60	52,855	47,650	52,945 50
Seventh Indiana	182,928	153,100	137,790 00	157,352	195,140	175,626 00	253,511	263,693	237,323 70	230,074	221,959	199,763 10
Eleventh Indiana		126	113 40		191	171 90		84	75 60		105	94 50
Third Iowa	4,880	4,997	4,497 30	4,801	4,717	4,245 30	4,523	4,300	3,870 00	4,866	4,743	4,268 70
Second Kentucky	9,313	31,706	28,535 40	2	59,082	53,173 80	2,179	40,321	36,288 90	14,292	39,491	35,541 90
Fifth Kentucky	48,914	62,474	56,226 60	9,176	69,783	62,804 70	39,293	133,613	120,251 70	63,919	155,902	140,311 80
Sixth Kentucky	150,374	140,544	126,489 60	154,355	195,590	176,031 00	148,656	207,842	187,057 80	189,537	253,185	227,866 50
Seventh Kentucky	57,644	45,824	41,241 60	45	50,264	45,237 60	4	51,976	46,778 40	3,052	87,772	78,994 80
Eighth Kentucky	461	8,735	7,661 50	77	14,455	13,009 50		9,365	8,428 50	225	13,057	11,751 30
Ninth Kentucky	136	3,240	2,916 00		3,456	3,110 40		6,079	5,471 10		7,006	6,305 40
Louisiana												
Third Maryland	63,499	29,256	26,330 40	61,346	48,192	43,372 80	71,905	52,690	47,421 00	83,255	63,902	57,511 80
Fourth Maryland	3,479	2,881	2,592 90	80	3,667	3,300 30	1,387	1,723	1,550 70	2,231	1,797	1,617 30
Third Massachusetts	57,951	36,265	32,638 50	62,031	33,594	30,234 60	72,098	41,770	37,593 00	51,242	32,892	29,602 80
Fifth Massachusetts	110,221	40,266	36,239 40	115,600	49,941	44,946 90	159,515	51,602	46,441 80	183,391	66,881	60,192 90
Tenth Massachusetts	6,941	9,152	8,236 80	5,328	7,915	7,123 50	5,248	10,606	9,545 40	5,409	8,435	7,591 50
First Michigan				42							42	37 80
First Missouri	205,662	157,696	141,926 40	220,490	138,562	124,705 80	202,807	132,492	119,242 80	249,838	243,700	219,330 00

Second Missouri.....					230	207 00		230	207 00		22	19 80
Fourth Missouri.....	882	563	506 70	315	742	067 80		613	551 70		1, 148	1, 033 20
Sixth Missouri.....	181	1, 764	1, 587 60		2, 004	1, 803 60		1, 782	1, 003 80	447	1, 912	1, 720 80
Nebraska.....	60, 390	52, 694	47, 424 60	52, 571	56, 874	51, 186 60	25, 235	48, 368	43, 531 20	62, 183	62, 462	56, 215 80
New Hampshire.....	3, 706	5, 346	4, 811 40	4, 576	4, 045	3, 640 50	4, 169	4, 252	3, 826 80	4, 445	3, 454	3, 108 60
First New York.....	120, 373	112, 922	101, 629 80	113, 145	122, 540	110, 286 00	119, 721	129, 865	116, 878 50	146, 435	151, 535	136, 201 50
Twenty-fourth New York.....	29, 248	40, 736	36, 062 40	31, 554	35, 892	32, 302 80	36, 653	46, 963	42, 266 70	49, 101	47, 996	43, 196 40
Thirtieth New York.....	61, 275	66, 860	60, 174 00	65, 450	70, 157	63, 141 30	63, 176	81, 570	73, 413 00	79, 548	72, 942	65, 647 80
Second North Carolina.....		69	62 10		84	75 60		57	24 30		183	164 70
Fourth North Carolina.....	45	86	77 40		84	75 60		57	24 30		183	164 70
Fifth North Carolina.....	1, 212	3, 532	3, 178 80	882	4, 682	4, 213 80	1, 766	4, 652	4, 186 80	2, 626	8, 178	7, 360 20
Sixth North Carolina.....	8, 983	5, 003	4, 502 70	7, 114	4, 766	4, 289 40	7, 577	8, 976	8, 078 40	11, 854	14, 542	13, 087 80
First Ohio.....	558, 232	658, 109	592, 298 10	615, 820	734, 895	661, 378 50	698, 080	827, 713	744, 941 70	909, 542	984, 811	841, 329 90
Third Ohio.....		21, 489	19, 340 10		13, 354	12, 018 60	1, 173	26, 793	24, 113 70	14, 961	37, 596	33, 836 40
Fourth Ohio.....		31, 033	27, 929 70	27, 684	39, 342	35, 407 80	28, 513	30, 137	27, 123 30	28, 698	35, 239	31, 715 10
Sixth Ohio.....	31, 024	18, 417	16, 575 30		28, 738	25, 864 20	19, 795	48, 037	43, 233 30	50, 823	66, 040	59, 436 00
Seventh Ohio.....		965	868 50		1, 390	1, 251 00		525	472 50		397	388
Tenth Ohio.....		558	502 20	16	64	57 60		1, 743	1, 568 70		44	39 60
Eleventh Ohio.....	12, 231	39, 632	35, 686 80	14, 446	60, 107	54, 096 30	29, 292	45, 687	41, 118 30	40, 511	61, 604	55, 443 60
Fifteenth Ohio.....		1, 150	1, 035 00		1, 569	1, 412 10		1, 731	1, 557 90		1, 463	1, 316 70
Eighteenth Ohio.....	400	1, 645	1, 480 50	383	1, 810	1, 629 00	360	502	451 80	376	256	230 40
First Pennsylvania.....	27, 848	10, 400	9, 360 00	3, 369	18, 237	16, 413 30		27, 505	24, 754 50	11, 237	18, 051	16, 245 90
Eighth Pennsylvania.....	5, 290	3, 497	3, 147 30	5, 738	3, 014	2, 712 60	5, 842	2, 672	2, 404 80	6, 531	2, 972	2, 674 80
Ninth Pennsylvania.....	5, 964	4, 117	3, 705 30	4, 992	5, 688	5, 119 20	7, 010	4, 921	4, 428 90	8, 209	7, 234	6, 510 60
Twelfth Pennsylvania.....		137	123 30		518	466 20		115	103 50		411	369 90
Fourteenth Pennsylvania.....	4, 432	2, 609	2, 348 10	4, 950	4, 625	4, 162 50	5, 666	2, 178	1, 960 20	8, 100	1, 964	1, 767 60
Sixteenth Pennsylvania.....	2, 597	4, 199	3, 779 10	2, 252	3, 686	3, 317 40	2, 445	6, 401	5, 760 90	5, 256	3, 912	3, 520 80
Twentieth Pennsylvania.....	1, 098	64	57 60		89	80 10		177	159 30		1, 061	
Twenty-second Pennsylvania.....	50, 148	10, 660	9, 594 00	34, 699	15, 905	14, 314 50	45, 318	18, 260	16, 434 00	66, 971	34, 072	30, 664 80
Twenty-third Pennsylvania.....	33, 440	7, 533	6, 779 70		26, 075	23, 467 50		7, 544	6, 789 60	35, 857	20, 586	18, 527 40
South Carolina.....		511	459 90	389	999	899 10		362	333 90	1, 029	1, 347	1, 212 30
Second Tennessee.....		751	898 20	689	1, 074	966 60	123	911	819 90	358	399	359 10
Fifth Tennessee.....	77, 817	42, 212	37, 990 80	62, 854	54, 441	48, 996 90	51, 585	58, 803	52, 922 70	61, 661	58, 434	52, 590 60
Third Texas.....		45	40 50		1, 008	907 20		699	629 10		679	611 10
Third Virginia.....											46	41 40
Fifth Virginia.....		983	884 70		544	489 60		503	452 70		553	497 70
Sixth Virginia.....	4, 727	7, 907	7, 116 30	4, 020	8, 265	7, 438 50	5, 965	7, 702	6, 931 80	9, 455	7, 074	6, 366 60
Second West Virginia.....							60	20	18 00		123	18 00
First Wisconsin.....	54, 859	62, 237	56, 013 30	49, 544	50, 434	45, 390 60	57, 300	56, 287	50, 858 30	89, 674	80, 170	72, 153 00
Third Wisconsin.....	516	472	424 80	519	516	464 40	475	519	467 10	558		
Total.....	4, 391, 506	3, 718, 547	3, 346, 692 30	3, 975, 237	3, 951, 682	3, 556, 513 80	4, 739, 038	4, 360, 753	3, 924, 677 70	5, 940, 819	5, 297, 227	4, 767, 504 30
July, August, September, and October, 1877	3, 046, 936	3, 321, 291	2, 989, 161 90	3, 113, 512	4, 492, 293	4, 043, 063 70	4, 108, 894	4, 783, 025	4, 304, 722 50	4, 876, 102	5, 021, 451	4, 519, 305 90

Statement by districts of the quantity, in taxable gallons, and different kinds of spirits withdrawn for export during the four months ended November 1, 1878.

Districts.	Bourben whisky.	Alcohol.	Rum.	Pure, neutral, or cologne spirits.
	Gallons.	Gallons.	Gallons.	Gallons.
First Illinois .....		1, 043, 680		
Third Illinois .....		98, 711		
Fifth Illinois .....		1, 334, 489		
Fourth Indiana .....		52, 352		
Fifth Kentucky .....	1, 064			
Sixth Kentucky .....	1, 217			1, 276
Seventh Kentucky .....	1, 096			
Eighth Kentucky .....	1, 053			
Third Massachusetts .....			147, 642	
Fifth Massachusetts .....			357, 900	
First Missouri .....		200, 494		
First New York .....		7, 886		
First Ohio .....	1, 076	52, 830		
Total .....	5, 506	2, 790, 442	505, 542	1, 276

Statement by districts of the quantity, in taxable gallons, of spirits withdrawn for export during the four months ended November 1, 1877, and November 1, 1878.

Districts.	1877.	1878.
	Gallons.	Gallons.
First Illinois .....	165, 376	1, 043, 680
Third Illinois .....	43, 088	98, 711
Fifth Illinois .....	218, 411	1, 334, 489
Fourth Indiana .....	6, 327	52, 352
Fifth Kentucky .....		1, 064
Sixth Kentucky .....	1, 022	2, 493
Seventh Kentucky .....		1, 096
Eighth Kentucky .....		1, 053
Third Maryland .....	7, 687	
Third Massachusetts .....	26, 233	147, 642
Fifth Massachusetts .....	289, 365	357, 900
First Missouri .....		200, 494
Nebraska .....	5, 986	
First New York .....		7, 886
First Ohio .....	21, 497	53, 906
Sixth Ohio .....	2, 479	
Total .....	787, 471	3, 302, 766

Statement of the quantity of spirits, in taxable gallons, produced and withdrawn, tax-paid, and for export, from distillery warehouses, with the amount of tax paid on the spirits withdrawn, during the months of July, August, September, and October, 1875, 1876, 1877, and 1878.

Years.	Rate of tax.	Produced.	Withdrawn tax- paid.	Withdrawn for export.	Amount of tax paid.	Remaining in warehouse November 1 of each year.
		Gallons.	Gallons.	Gallons.		Gallons.
1875 .....	\$0 90	14, 439, 566	17, 012, 087	396, 622	\$15, 310, 878 30	6, 256, 227
1875 .....	70		1, 999, 902		979, 913 40	2, 741, 981
1876 .....	90	16, 818, 126	18, 793, 515	104, 119	16, 914, 163 50	10, 720, 776
1877 .....	90	15, 145, 444	17, 618, 060	787, 471	15, 850, 254 00	9, 998, 707
1878 .....	90	19, 046, 600	17, 328, 209	3, 302, 766	15, 595, 388 10	15, 807, 164



Statement of the quantity, in taxable gallons, of tax-paid spirits held by wholesale liquor dealers and rectifiers, January 1 and October 1, 1878.

	All kinds, January 1, 1878.	Statement of different kinds and total held October 1, 1878.									Gallons of spirits of foreign product included.			
		Bourbon whisky.	Rye whisky.	Alcohol.	Rum.	Gin.	High wines.	Pure, neutral or cognie spirits.	Miscellaneous.	Total.	Rum.	Gin.	Whisky.	Other spirits.
1 Alabama.....	81,328	7,131	12,120	80	494	868	-----	329	8,884	24,906	12	115	-----	32
2 Alabama.....	42,500	10,828.08	10,950.00	-----	765.10	2,572.25	-----	-----	12,912.77	38,029.19	-----	-----	-----	-----
Arizona.....	4,500	4,505.76	1,694.72	19	378	206	-----	-----	472.50	7,501.98	60	83	-----	128
3 Arkansas.....	44,477	38,750.40	2,084.61	492	212	2,718.44	-----	-----	3,730.15	48,266.20	-----	45	-----	38
1 California.....	900,000	594,110	44,200	4,160	18,633	19,218	3,100	34,564	126,286	844,331	2,863	7,795	-----	16,604
4 California.....	63,000	39,614	2,318	996	1,236	3,354	105	3,559	8,290	50,472	65	472	-----	2,234 <sup>a</sup>
Colorado.....	36,257	34,365.38	3,499.88	155.80	1,461.50	2,158.44	20	80.90	5,178.90	46,918.80	230	269	65	729
1 Connecticut.....	25,755	19,907	3,727	391.04	3,433	5,514	390	361	2,007	35,730.04	545	1,298	130	360b
2 Connecticut.....	18,200	15,992	2,497	682	2,072	2,831	98	223	1,311	25,706	783	595	-----	-----
Dakota.....	15,444	18,518.94	708	161.70	508	669.85	-----	90	2,388.09	23,044.58	38	30	-----	92
Delaware.....	9,695	671	6,153	19	334	516	-----	1,784	1,213	10,690	134	276	20	197
Florida.....	3,185	374	306	-----	92.50	186	-----	-----	237	1,195.50	-----	-----	-----	-----
2 Georgia.....	98,295	4,172	10,986	83	740	58	551	2,467	8,369	27,426	-----	58c	-----	-----
3 Georgia.....	90,442	4,362	38,418	192	4,872	5,883	633	2,309	13,644	70,313	362	601	-----	1,716
Idaho.....	418	1,400	1,329	-----	-----	160	250	-----	75	3,214	-----	-----	-----	-----
1 Illinois.....	-----	-----	-----	-----	-----	-----	-----	-----	353,591	353,591	-----	-----	-----	25,579
2 Illinois.....	14,518	8,246.38	1,947.26	30	539	630.90	-----	-----	1,949	12,742.54	69	40	-----	9,860
3 Illinois.....	7,221	7,913	1,479	106.98	405.50	387.50	-----	40	1,160.50	11,492.48	22	52.50	-----	127
4 Illinois.....	106,809	64,727	4,564.50	1,840	1,950.50	2,056.95	-----	2,285.50	7,737.92	85,162.77	101	281	126	220
5 Illinois.....	69,017	43,853	3,886	854	713	862	-----	1,404	7,283	58,855	60	180	34	399
7 Illinois.....	5,733	3,877.52	-----	-----	39	119	-----	-----	266	4,301.52	15	-----	-----	-----
8 Illinois.....	42,850	20,605.21	1,519.50	315.42	471.50	502.33	-----	243.31	4,819.70	28,476.97	182.50	197	27	225.50
13 Illinois.....	21,436	15,748.64	2,522.47	582.54	399.34	831.72	964	761	5,766.22	27,575.93	14	98.32	194	238.22
1 Indiana.....	100,000	50,275	1,757	696	333	1,552	694	1,447	9,508	66,262	-----	91	-----	550
4 Indiana.....	426,872	176,725.70	114,511	-----	43	199	265.76	360.70	1,897.30	294,002.46	-----	-----	-----	-----
6 Indiana.....	52,530	42,829	2,932	195	533	1,373	-----	821	6,898	55,581	140	228	-----	218
7 Indiana.....	47,000	30,743	2,090	770	937	1,000	-----	46	6,785	42,371	108	125	-----	141
10 Indiana.....	10,664	11,627.35	2,093.60	450	422.25	541.20	-----	712.22	2,554.60	18,401.22	3	78	30	73
11 Indiana.....	2,203	2,153	222	49	80	175	-----	-----	172	2,851	-----	-----	-----	-----
2 Iowa.....	10,000	5,373	840	189	533	443	-----	20	1,087	8,485	125	66	-----	135
3 Iowa.....	53,082	38,030	5,142	687	1,114	1,743	-----	3,036	2,991	52,743	85	72	200	420
4 Iowa.....	42,190	26,580.62	1,577.60	665.56	1,176.05	-----	-----	1,168.17	4,049.56	39,049.84	157	106	-----	170

<sup>a</sup> And 60 gallons Scotch whisky.

<sup>b</sup> And 330 gallons high wines.

<sup>c</sup> And 50 gallons brandy.

Statement of the quantity, in taxable gallons, of tax-paid spirits held by wholesale liquor dealers and rectifiers, &c.—Continued.

	All kinds, January 1, 1878.	Statement of different kinds and total held October 1, 1878.								Gallons of spirits of foreign product included.				
		Bourbonwhisky.	Rye whisky.	Alcohol.	Rum.	Gin.	High wines.	Pure, neutral or cognac spirits.	Miscellaneous.	Total.	Rum.	Gin.	Whisky.	Other spirits.
5 Iowa.....	19, 572	8, 513	145	316	238	551			778	10, 541	14	82		67
Kansas.....	45, 450	45, 280	1, 943	1, 108	528	319			1, 684	50, 862	164	129		931
2 Kentucky.....	78, 330	76, 101	484		157	361			4, 764	81, 867				
5 Kentucky.....	2, 119, 300	1, 091, 857	48, 549	648	1, 118	1, 688	1, 270	13, 405	16, 053	1, 174, 588	216	501		1, 046
6 Kentucky.....	123, 196	103, 453	12, 423	4, 419	2, 188	2, 972	21, 527	10, 752	2, 663	160, 397	52	157a		
7 Kentucky.....	584, 599	469, 950. 56	15, 314		42	308			1, 652. 52	487, 267. 08	20	12		15
8 Kentucky.....	2, 522													
9 Kentucky.....	50, 000	29, 580	83		34	60		130	220	30, 107				
Louisiana.....	220, 000	90, 642. 37	43, 363. 60	997. 83	1, 703. 94	6, 049. 49	13, 201. 66	9, 851. 11	56, 306. 56	222, 116. 56	537	941. 30	150	5, 523
Maine.....	7, 840	5, 049	263	40, 115	1, 044	178		18	124	46, 791		148	80	58
3 Maryland.....	863, 221	10, 693	649, 276	2, 991	14, 373	10, 915	24, 226	47, 629	45, 121	805, 224	1, 064	3, 393	923	4, 004
4 Maryland.....	27, 534	286. 25	43, 415. 08		210. 95	183		128. 60	1, 123. 45	45, 347. 33				91
3 Massachusetts.....	721, 573	315, 880. 34	117, 862. 22	34, 979. 38	130, 367. 90	9, 527	12, 758. 14	14, 254. 55	10, 660	646, 289. 53				
5 Massachusetts.....	24, 227	10, 554. 95	3, 082. 94	3, 303. 44	5, 436	1, 026		92	277	23, 772. 33				160
0 Massachusetts.....	24, 896	17, 379	6, 037	514. 50	4, 967	5, 764. 50	20	411	3, 520	38, 613	1, 258	1, 131. 50	334	1, 360. 50
1 Michigan.....	79, 918	53, 487. 70	17, 229. 50	2, 778. 96	2, 638. 11	2, 913		3, 685	10, 149. 80	92, 882. 07	189	370. 50	171	750
8 Michigan.....	8, 175	2, 370. 04	3, 110. 15	20	530. 70	519. 50			665. 60	7, 215. 99				
4 Michigan.....	7, 500	10, 975. 02	2, 323. 10	390. 74	863. 50	1, 209. 95			132	5, 041. 77	38	65b		
6 Michigan.....	15, 000	6, 669	1, 736		839	1, 056			148	11, 891	276			
1 Minnesota.....	10, 450	5, 226	813	374	393	540			51	7, 177	23	40		24
2 Minnesota.....	55, 373	37, 882. 72	3, 519	1, 898	2, 470	991	524	2, 244. 33	5, 387	54, 916. 05				
Mississippi.....	62, 508								60, 000	60, 000				
1 Missouri.....	710, 120	375, 853. 54	19, 385. 96	6, 480. 78	4, 433. 86	6, 184. 56	9, 745	39, 331. 49	56, 155. 65	517, 570. 84	1, 345. 70	1, 820		3, 816. 33
2 Missouri.....	700	3, 714				65. 40			338. 20	4, 117. 60				
4 Missouri.....	8, 000	3, 960	164		26	69			182	4, 401				
5 Missouri.....	22, 594	17, 275. 71	1, 273. 34	443. 76	183. 44	813. 50		199. 50	2, 819. 02	23, 008. 27			22. 08	
6 Missouri.....	109, 019	101, 670	5, 597	1, 444	1, 694	3, 032	35	5, 335	10, 313	129, 120	319	217		834
Montana.....	15, 899	32, 686	2, 789	830	621	728		6, 417	1, 723	45, 792	135	59	168	288
Nebraska.....	31, 553	25, 554. 73	1, 268. 71	140. 35	766. 30	1, 184. 70		329. 53	4, 188. 75	33, 433. 47	100. 50	142	75	151
Nevada.....	13, 152	8, 086	1, 291	89	853	971		577	4, 236	16, 103	132	104		1, 541
New Hampshire.....	3, 921	2, 457	75	45	1, 214	431			495	4, 717		40		
New Jersey.....	8, 000	400	1, 663	26	172	288			120	4, 669		148		
New Jersey.....	5, 732	419	1, 698	30	144	330		159	1, 792	4, 906		95		122
New Jersey.....	46, 647	15, 760	5, 995	721	1, 731	3, 268	2, 491	3, 416	7, 362	40, 744	458	1, 318		1, 306c
New Mexico.....	12, 284	5, 378. 40	2, 671. 10	115. 20	85	268. 65			1, 022. 81	9, 742. 16				

1 New York	86,726	26,918	8,612	1,503	4,338	4,063	9,094	18,454	13,490	87,372	795	2,220	300	3,430
2 New York	1,425,624	593,311	247,304	29,780	49,217	68,658	32,343	90,528	221,533	1,332,674	24,188	48,494	134,805	
3 New York	85,111	51,404	21,857	1,630	6,928	7,334	1,714	6,371	22,893	122,131	2,513	2,991	14,816	3,124
11 New York	13,918	476	440	145	790	615		171	2,428	5,071	80	148		
12 New York	921	249.50	251		49	99				639.50				
14 New York	32,821	18,956	6,035	575	1,747	1,841	14	1,689	3,803	34,660	401	727		826
15 New York	38,000	6,699.50	1,525.50	309.20	1,309.58	716.33	1,622		545.82	12,728.50	346.58	341	102	201.22
21 New York	38,649	13,574	6,761	1,223	1,301	2,280	2,038	4,579	10,193	41,949	237	707	64	449
24 New York	20,031	6,385	4,652	7,374	1,043	785	304	2,210	2,320	25,073	171	503	12	199
26 New York	7,244	2,206	2,371		207	848		799	536	7,755	120	108		
28 New York	45,739	21,484	39,475	876	3,026.76	3,683	1,559	8,284	8,428	80,315	795	898	52	1,198
30 New York	235,000	110,391.62	48,975.96	3,002.76	2,525.40	3,802.14	2,117.60	16,359.75	13,943.72	201,618.95	772.10	1,472.25	512	2,165.14
2 North Carolina	9,358	174	8,457.09		1,451.50	1,627.50	215		3,434	15,359.69			(d)	
4 North Carolina	8,364	1,237	4,551.60		186	105.50	268	168	1,296	7,812.16	15	18		80
5 North Carolina														
6 North Carolina	5,247													
1 Ohio	1,804,000	979,057	155,763	9,437	7,098	10,162	44,520	135,960	5,000	5,000				
3 Ohio	57,038	32,119.05	2,548.24	62.20	370	750.44	67	249.20	4,634.45	1,477,277	980	1,871		5,332
4 Ohio	21,260	5,778.36	3,077.21	89	332	181	42	272.35	2,000.87	40,800.58	145	103		482.50
6 Ohio	699.90		232.31	47					11,773.19	486.25		35	15	
7 Ohio	55,208	27,488	20,039	766	1,048	2,273	302	726	6,678	59,300	123	232	1,171	969
10 Ohio	20,206	16,397.61	5,028.65	2,205.40	724.50	473.50		1,619	2,544.65	28,993.41	190.50	151.70		712.51
11 Ohio	16,220	12,150	1,634	20	161	612		379	2,819	17,775	55	81		294
15 Ohio	9,410	962	4,073	82	20	332		12	1,004	6,485				
18 Ohio	164,803	59,788	37,359	3,452	4,506	4,995	3,600	7,294	21,009	142,003	369	600	1,183	1,435
Oregon	34,944	32,242	1,459	1,060	730	3,574	25	4,083	4,589	47,762	105	303	120	709
1 Pennsylvania	2,702,036	157,860	1,247,545	15,691	13,720	24,012	45,244	67,119	81,754	1,652,945	6,569	13,766	534	22,648
8 Pennsylvania	28,258	2,420	10,415	188	1,966	1,510	1,966	240	2,989.50	33,320		474	133	403
9 Pennsylvania	35,000	1,608	19,916	153	316	289	331	1,014	2,115	25,742	35	75	25	672
12 Pennsylvania	34,737	3,721.28	9,269.54	233.76	811.45	1,957.30	1,707.77	1,657.88	6,538.00	25,897.58	73	247.50		555.30
14 Pennsylvania	10,620	136.22	5,941.15	10	140.20	139.00		250	336.50	6,953.97		42		
16 Pennsylvania	7,200	176	13,747.71		49	317		410	14,699.71			8		
19 Pennsylvania	14,132	6,933	7,225	173	578	577		40	966	16,492	50	86		115
20 Pennsylvania	18,748	7,824.21	5,097.94	140.32	490	1,067			2,098	16,717.47	22	110	76	85
22 Pennsylvania	650,000	17,903	313,971	468	2,041	4,028	6,562	7,630	15,432	368,035	386	822	205	1,177
23 Pennsylvania	26,256	2,247.43	17,185.68	56.40	26	246.57	1,679.83	44.60	827.50	22,314.01		43	32	41
Rhode Island	106,955	62,126	19,124	1,019	12,011	12,583	63	2,960	7,453	117,339	723	1,804	1,415	4,275
South Carolina	84,566	10,920	43,346	747	2,795	4,043	2,175	233	15,917	80,176	92	572	6	970f
2 Tennessee	6,761	701.29	1,756	63	82.50			111	1,820.68	4,534.47	63	82.50		
5 Tennessee	225,966	13,784	16,531	670	753	2,719	144	13,400	154,524	201,525	160	512		736
8 Tennessee	182,000								180,000	180,000				
1 Texas	45,242	49,078	2,474	268	174	1,218	1,439	2,876	6,166	63,693	20	409		833
3 Texas	52,182	40,220	12,695	1,050	411	2,449			9,117	65,948	50	111		161
4 Texas	54,000	34,764	2,100	441	267	1,418			4,829	44,780			89	24
Utah	28,000	14,776	1,784	137	609	1,023		1,670	1,933	21,932	97	140	180	
2 Vermont	558	88.50	4	163.62	32	68			7.52	487.64		27g		
Virginia	58,209	928.15	21,818.24	146	2,583.80	1,699.40	3,430	3,278.90	1,287.50	35,181.39	63	205	1,311	80
Virginia	88,053	6,334	36,432	1,191	2,385	2,000		1,770	27,354	77,466	73	89		1,651h

\* Nothing to report.

† Estimated.

a And 748 gallons high wines. c And 150 gallons high wines, 60 gallons cologne spirits. e And 85 gallons high wines. g And 38 gallons brandy.  
 b And 84 gallons brandy. d 2,240.50 corn whisky in miscellaneous. f And 1,954 gallons corn whisky. h And 15,466 gallons corn whisky (domestic).

Statement of the quantity, in taxable gallons, of tax-paid spirits held by wholesale liquor dealers and rectifiers, &c.—Continued.

	January 1, 1878.	Statement of different kinds and total held October 1, 1878.								Gallons of spirits of foreign product included.				
		Bourbon whisky.	Rye whisky.	Alcohol.	Rum.	Gin.	High wines.	Pure, neutral or cologne spirits.	Miscellaneous.	Total.	Rum.	Gin.	Whisky.	Other spirits.
4 Virginia*														
5 Virginia	14,500	978.71	8,170.59		99	275.95						17		63
6 Virginia	24,046	306.29	14,978.43		197	34	501.59	297.43	137.72	16,452.46		34		5,672
Washington Ter.	1,123	186			10					196				
1 West Virginia	49,700	12,800.98	18,026.13	807.22	534.20	1,263.84	797	4,171.35	5,929.35	44,330.07	80	.447	23	615.15 <i>a</i>
2 West Virginia*	445													
1 Wisconsin	209,839	79,526.55	12,770.38	5,253.26	4,274.97	4,034.40	15,848.32	8,728.45	43,092.49	173,528.82	695.97	906		2,131.87 <i>b</i>
2 Wisconsin	3,976	1,035	210.88	147.44	176	94	1,176			2,839.32				
3 Wisconsin	4,864	2,668.50	151	93.04	260	59		51	84	3,367.14	83	21		
6 Wisconsin	4,805	2,365	659	433	541	110	58	30	433	4,629	86	10		23 <i>c</i>
Wyoming	10,000	5,392	253.50	28	139	546			743	7,102	31	152	190.50	20
Totals	18,187,060	6,880,194.36	3,803,653.24	213,356.84	363,028.45	316,627.55	276,944.33	639,401.64	1,998,497.94	14,491,794.95				

\* Nothing to report.

*a* And 50 gallons alcohol.

*b* And 22 gallons Scotch whisky.

*c* And 58 gallons high wines.

It will be seen from the preceding tables that the quantity of spirits remaining in warehouse November 1, 1878, was 15,807,164 gallons, being an increase of 5,808,457 gallons as compared with the amount on hand on the same date last year. This large increase in the stock of spirits has, no doubt, been in great part occasioned by the extension of the bonded period provided for in the act of March 28, 1878, and the withdrawals hereafter will be made to meet the wants of the trade. The production of spirits for the months of July, August, September, and October, of this year, amounted to 19,046,600 gallons, while the production for the corresponding months of last year amounted to 15,145,444 gallons.

I desire to call special attention to the large increase in the exportation of alcohol. It is a marked feature in the year's business and indicates that the foreign demand for this article is keeping pace with the increased demand for many other articles of American production. The quantity of spirits withdrawn from warehouse for exportation for the past fiscal year was 5,499,252 gallons, and for the first four months of the present fiscal year, 3,302,766 gallons, a total of 8,802,018 gallons, being equivalent to 2,347,200 bushels of grain.

OPERATIONS AT SPECIAL BONDED WAREHOUSES FOR STORAGE OF GRAPE BRANDY.

The act of Congress authorizing the establishment of special bonded warehouses for the storage of brandy made from grapes was approved March 3, 1877. The year ended June 30, 1878, is the first full fiscal year during which this law has been in operation. The number of warehouses established under the said act up to this date is seven, as follows:

In the first district of California:

	Date of approval.
No. 1. Bode & Danforth.....	June 21, 1877.
No. 2. Juan Bernard.....	August 2, 1877.
No. 3. George C. Carlon.....	August 24, 1877.

In the fourth district of California:

No. 1. George Lichthardt.....	August 1, 1877.
No. 2. John F. Boyce.....	August 22, 1877.
No. 3. Royal A. Haskin.....	November 8, 1877.
No. 4. John Tivnen.....	February 18, 1878.

The following statement shows the quantity in taxable gallons of grape brandy received into and withdrawn from these warehouses during the year ended June 30, 1878, viz:

Quantity received during the year.....	Gallons. 178, 544
Quantity withdrawn, tax-paid, during the year.....	42, 492
Quantity withdrawn, for export, during the year.....	427
In warehouse June 30, 1878.....	42, 919
	135, 625
	<u>178, 544</u>

Of the quantity in warehouse June 30, 1878, 86,819 gallons were in the following named-warehouses, located in the first district of California, viz: No. 1, Bode & Danforth, 50,569 gallons; No. 2, Juan Bernard, 22,419 gallons; No. 3, George C. Carlon, 13,831 gallons; and 48,806 gallons were in the following-named warehouses in the fourth district of

California, viz: No. 1, George Lichthardt, 23,357 gallons; No. 2, John F. Boyce, 5,797 gallons; No. 3, Royal A. Haskin, 4,767 gallons; No. 4, John Tivnen, 14,885 gallons.

Up to the present time the only warehouses established under the provisions of this act are those above mentioned. There appears to have been no demand for such warehouses thus far, either in grape-brandy producing districts other than those named in the first and fourth districts of California, or in any district in which grape brandy is a marketable commodity.

#### RECEIPTS FROM FERMENTED LIQUORS.

The following statement shows the receipts from fermented liquors for the fiscal years 1877 and 1878:

Sources.	Receipts for fiscal year ended June 30—		Increase.	Decrease.
	1877.	1878.		
Fermented liquors, tax of \$1 per barrel on...	\$9,074,305 93	\$9,473,360 70	\$399,054 77	.....
Brewers' special tax.....	216,681 10	212,802 77	.....	\$3,878 33
Dealers in malt liquors' special tax.....	189,802 14	250,888 31	61,086 17	.....
Total.....	9,480,789 17	9,937,051 78	460,140 94	3,878 33

#### TOBACCO.

The collections from tobacco for the fiscal year ended June 30, 1878, as compared with the collections for the previous year, show a decrease of \$1,014,792.25. This decrease was owing to the diminished collections on manufactured tobacco taxed at the rate of 24 cents per pound, and occurred during the last half of the year, and while the question of a reduction of the tax was under discussion. Upon a cessation of the discussion, the business of tobacco manufacturers and dealers resumed its normal condition. This fact is shown by the collections for the first quarter of the present fiscal year, these collections being in excess of the first quarter of the last fiscal year by \$397,527.94 on manufactured tobacco and cigars. The total amount collected under the head of tobacco from all its sources, including special tax of leaf dealers, manufacturers of tobacco, snuff, and cigars, and dealers, was \$40,091,754.67.

#### DETAILS OF COLLECTIONS.

The subjoined statements show the exact amount collected from each specific source for the year ended June 30, 1878, and the increase or decrease of collections, as compared with the collections from the same sources for the year ended June 30, 1877:

Manufactured tobacco at 24 cents per pound.....	\$25,320,065 08
Manufactured tobacco at 20 cents per pound.....	93 00
Snuff, taxed at 32 cents per pound.....	1,063,714 22
Total for the year ended June 30, 1878.....	26,383,872 30
Total for the year ended June 30, 1877.....	28,148,767 90
Decrease of collections on tobacco and snuff.....	1,764,895 60

Of this decrease \$1,732,914.30 was on chewing and smoking tobacco, and \$31,981.30 on snuff.

*Cigars and cigarettes.*

Cigars, taxed at \$6 per thousand .....	\$11,423,955 32
Cigars, taxed at \$5 per thousand .....	1,189 28
Cigarettes, taxed at \$1.75 per thousand .....	289,081 79
<hr/>	
Total collections for the year ended June 30, 1878 .....	11,719,226 39
Total collections for the year ended June 30, 1877 .....	11,061,278 15
<hr/>	
Increase in collections from cigars and cigarettes .....	657,948 24

*Other collections.*

Export stamps, year ended June 30, 1878 .....	\$7,002 60
Export stamps, year ended June 30, 1877 .....	8,009 60
<hr/>	
Decrease in sales of export stamps .....	1,007 00
<hr/>	
Dealers in manufactured tobacco, year ended June 30, 1878 .....	1,679,617 60
Dealers in manufactured tobacco, year ended June 30, 1877 .....	1,595,225 40
<hr/>	
Increase in collections from dealers in manufactured tobacco .....	84,392 20
<hr/>	
Special taxes, manufacturers of tobacco and cigars in 1878 .....	168,493 23
Special taxes, manufacturers of tobacco and cigars in 1877 .....	163,371 45
<hr/>	
Increased collections, manufacturers of tobacco and cigars .....	5,121 78
<hr/>	
Special taxes, peddlers of tobacco, year ended June 30, 1878 .....	32,899 30
Special taxes, peddlers of tobacco, year ended June 30, 1877 .....	32,471 93
<hr/>	
Increased collections from peddlers of tobacco .....	427 37
<hr/>	
Dealers in leaf tobacco, year ended June 30, 1878 .....	\$100,643 25
Dealers in leaf tobacco, year ended June 30, 1877 .....	97,422 49
<hr/>	
Increase in collections from dealers in leaf tobacco .....	3,220 76

PRODUCTION OF MANUFACTURED TOBACCO, CIGARS, & C.

Computing the annual production of manufactured tobacco, snuff, and cigars from the amount of taxes collected on the same during the fiscal year ended June 30, 1878, and adding thereto the quantities removed in bond for export, we have, as the products of the last fiscal year, the following:

	Pounds.
Tobacco taxed at 24 cents per pound .....	105,500,271
Tobacco taxed at 20 cents per pound .....	465
<hr/>	
Total quantity removed for consumption .....	105,500,736
Snuff at 32 cents per pound .....	3,324,107
<hr/>	
Total tobacco and snuff for consumption .....	108,824,843
Tobacco removed in bond for export .....	10,550,475
Snuff removed in bond for export .....	31,270
<hr/>	
Total production for year ended June 30, 1878 .....	119,406,588
Total production for year ended June 30, 1877 .....	127,481,149
<hr/>	
Decrease of production .....	8,074,561

The number of cigars and cigarettes, &c., including imported cigars, which pay also an internal revenue tax in addition to the import duty, on

which taxes were collected during the fiscal year ended June 30, 1878, was as follows:

Cigars, cheroots, &c., taxed at \$6 per thousand.....	1,904,825,887
Cigars and cheroots taxed at \$5 per thousand.....	237,856
Cigarettes taxed at \$1.75 per thousand.....	165,189,594
Cigars exported.....	2,914,025
Cigarettes exported.....	9,189,000
<hr/>	<hr/>
Total product for year 1878.....	2,082,356,362
Total product for year 1877.....	1,958,391,488
<hr/>	<hr/>
Increase during year 1878 of.....	123,964,874

#### IMPORTED CIGARS.

The cigars imported during the fiscal year ended June 30, 1878, as given by the Bureau of Statistics:

Aggregated in weight.....	Pounds. 622,805
Of this quantity there were exported.....	55,792
<hr/>	<hr/>
Leaving to be withdrawn for consumption.....	567,013

Allowing  $13\frac{1}{2}$  pounds to the thousand as the weight of imported cigars, the number of imported cigars included in the above table would be 42,001,000.

#### GROWTH AND DISTRIBUTION OF THE TOBACCO INDUSTRY.

The following figures and tables show the growth and development of the tobacco industry of the country during the last twenty years, the extent to which it is distributed throughout the different States and Territories of the Union, the number of manufactories, and relative size and capacity for producing manufactured tobacco and cigars.

These figures are of interest in view of the close supervision exercised by the government over this industry in connection with its system of internal taxation. This supervision commences with the leaf tobacco produced by the farmer or planter, and follows it through all subsequent hands till it reaches the consumer of manufactured tobacco, or is exported to foreign countries. It would seem, from the figures given, that the government supervision over this industry, and the government revenue derived from the taxes imposed upon manufacturers of and dealers in tobacco, so far from encouraging or favoring monopolies in the business, have had a contrary tendency. The greater proportion of all the factories, both of tobacco and cigars, are small in size and capacity; and a large proportion of the factories appearing in the upper groups are old establishments, that have long been in the business.

According to the census table of 1860, there were at that period 1,478 cigar manufacturing establishments and 626 tobacco and snuff manufacturing establishments in the United States. The crop of leaf tobacco reported was 428,121,000 pounds. This was, undoubtedly, the crop raised in 1859, which was unusually large. Of this quantity there were exported in 1860 167,274 hogsheads, 15,035 cases, and 17,817 bales, estimated to contain, in round numbers, 214,000,000 pounds, and leaving a like quantity for consumption, or as surplus on the market. The census tables do not give the number of pounds of manufactured tobacco and snuff nor the number of cigars made. The value of the tobacco and snuff produced is given at \$21,820,535, and the value of the cigars made at \$9,068,778, or a total value of \$30,889,313.



At the present time the records of this office show that there are in the country 15,992 cigar manufacturers and 1,049 tobacco manufacturers. The average annual product of cigars, cheroots, and cigarettes for the last five fiscal years is 1,960,709,213, and the average annual product of manufactured tobacco and snuff for the same period is 122,769,654 pounds. The estimated quantity of leaf tobacco consumed in the manufacture of tobacco, snuff, and cigars annually for the last five years averages 193,453,806 pounds, while the average quantity exported annually for four years immediately preceding the last fiscal year was 260,674,102 pounds, as shown by tables furnished by the Bureau of Statistics. At a moderate estimate, the value of the combined products of all the manufacturers of tobacco, snuff, and cigars annually for the last five years, exclusive of the tax, is not less than \$75,000,000, or two and one-half times the reported value of the same products for the year 1860.

The following tables have been carefully prepared from reports made by the collectors of internal revenue on printed forms prepared in such a manner as to give detailed statements of the annual operations of every tobacco and cigar manufacturer in the United States:

Table showing by States and Territories the number of tobacco manufactories in the United States in the calendar year 1877, classed in separate columns according to the production at each manufactory per annum.

States and Territories.	Manufactories producing not exceeding 25,000 pounds.	Manufactories producing over 25,000 pounds and not over 50,000 pounds.	Manufactories producing over 50,000 pounds and not over 100,000 pounds.	Manufactories producing over 100,000 pounds and not over 250,000 pounds.	Manufactories producing over 250,000 pounds and not over 500,000 pounds.	Manufactories producing over 500,000 pounds and not over 1,000,000 pounds.	Manufactories producing over 1,000,000 pounds.
Arizona.....	10						
Arkansas.....	4						
California.....	12						
Connecticut.....	4						
Delaware.....	1						1
Georgia.....	5						
Illinois.....	15	2		1		3	3
Indiana.....	13						
Iowa.....		1			2		
Kansas.....	1						
Kentucky.....	28	7	6	7	3	3	1
Louisiana.....	61						
Maryland.....	10	1	1		2		2
Massachusetts.....	12						1
Michigan.....	2			1		3	
Missouri.....	50	17	9		2		2
New Jersey.....	5	1	1	1	1	1	2
New York.....	31	1	7	6	9	5	3
North Carolina.....	184	29	27	15			1
Ohio.....	30	6	5	3	5	4	2
Pennsylvania.....	28	3		3	2		
South Carolina.....	2						
Tennessee.....	27	2	3	3			
Texas.....	8						
Virginia.....	76	45	34	36	24	14	10
Wisconsin.....	2				1		2
West Virginia.....	12		1				
Total.....	642	115	94	81	54	34	29

a Nearly 15,000,000 pounds. None of the other manufactories in this column produced over 3,000,000 pounds, excepting one in Illinois, which produced between 3,000,000 and 4,000,000 pounds.

## RECAPITULATION.

Number of manufactories which belong to class—	
Producing not over 25,000 pounds each.....	642
Producing over 25,000 pounds and not over 50,000 pounds each.....	115
Producing over 50,000 pounds and not over 100,000 pounds each.....	94
Producing over 100,000 pounds and not over 250,000 pounds each.....	81
Producing over 250,000 pounds and not over 500,000 pounds each.....	54
Producing over 500,000 pounds and not over 1,000,000 pounds each.....	34
Producing over 1,000,000 pounds each.....	29

Total number of manufactories in the United States..... 1,049

*Statement showing the number of bonded cigar factories in the United States, classified according to number of employes.*

	None.	One employé.	2 to 5.	6 to 25.	26 to 50.	51 to 100.	101 to 200.	201 to 300.	Over 300.	Total.
Alabama.....	4	5	17							26
Arkansas.....		1	7	1						9
California.....	19	9	101	77	30	16	22			274
Colorado.....	1	9	18	4						32
Connecticut.....	23	90	224	47	1					385
Delaware.....	3	9	29	9						50
Florida.....	3	4	25	15	3	5	1	1	1	58
Georgia.....	1	3	14	2						20
Illinois.....	41	105	580	189	19	5	2			941
Indiana.....	36	70	225	71	3	2				407
Iowa.....	15	30	185	56	6	1				293
Kansas.....	4	7	51	15						77
Kentucky.....	7	36	136	40	3	3				225
Louisiana.....	8	38	137	42	3	2				230
Maine.....	1	4	32	15	2					54
Maryland.....	19	106	428	100	12	2	1			668
Massachusetts.....	10	57	342	119	5	6	1			540
Michigan.....	33	60	405	74	4	4	2			582
Minnesota.....	4	20	55	21	2					102
Missouri.....	20	75	285	95	2	1				478
Nebraska.....	6	8	24	9	1					48
New Hampshire.....	1	7	25	10	1					44
New Jersey.....	50	194	401	80	4	1				730
New York.....	110	407	2,200	846	96	37	20	6	6	3,728
North Carolina.....		2	6	1						9
Ohio.....	55	163	815	306	26	7	1	1	1	1,375
Oregon.....	1		6	1						8
Pennsylvania.....	117	549	2,451	577	23	7	2			3,726
Rhode Island.....	5	8	48	18	1					80
South Carolina.....	1	1	7	9	2					20
Tennessee.....	1	2	19	2						24
Texas.....	10	8	17	8						43
Utah.....			2	1						3
Vermont.....	4	6	9	2	1					22
Virginia.....	11	17	77	26	3					134
West Virginia.....	4	12	52	35	2	1				106
Wisconsin.....	20	50	273	87	6	1		1		438
Total.....	648	2,172	9,731	3,010	261	101	52	9	8	15,992

Summary of the abstracts of collectors' reports on Form 144 of the accounts of cigar manufacturers for the year ended December 31, 1877, showing number of manufacturers, number of pounds of material used, number of cigars reported manufactured, average number of pounds of material to the thousand cigars, and amount of deficiencies.

State or Territory.	District.	Number of factories.	Number of pounds of material used.	Number of cigars reported manufactured.	Number of pounds to the thousand cigars.	Amount of deficiencies.
Alabama	1	20	28,357	1,048,455	27.47	\$765 32
Do	2				18.66	
Arizona		1	79	*32,000		
Arkansas		13	9,630	400,115	24.75	24 12
California	1	329	2,290,168	102,427,427	22.37	6,627 31
Do	4	36	36,761	1,296,800	28.37	1,261 16
Colorado		31	33,834	1,255,287	26.18	1,071 85
Connecticut	1	251	240,697	10,479,781	22.08	1,335 50
Do	2	169	254,735	9,657,337	26.30	609 77
Dakota		4	2,387	82,300	29.10	30 52
Delaware		56	110,132	4,450,499	24.74	193 24
Florida		54	676,027	28,089,835	24.70	1,096 31
Georgia	2	23	26,851	906,455	20.82	566 31
Do	3	23	33,918	1,127,560	30.76	2,338 77
Idaho		None.				
Illinois	1	556	1,387,711	52,878,886	26.33	3,772 95
Do	2	117	327,565	13,286,258	24.62	354 40
Do	3	54	75,154	3,394,591	22.17	583 23
Do	4	132	305,415	11,621,027	26.30	675 30
Do	5	45	65,152	2,885,063	22.10	164 04
Do	7	38	73,891	2,691,225	27.42	193 86
Do	8	53	92,324	3,980,155	24.37	161 16
Do	13	173	179,652	7,049,654	25.35	985 00
Indiana	1	109	116,632	5,043,323	23.10	440 28
Do	4	87	197,705	7,490,627	26.30	1,094 04
Do	6	80	152,811	5,732,055	26.30	663 29
Do	7	60	125,681	4,528,891	27.10	1,745 49
Do	10	103	219,114	8,578,772	25.10	1,589 41
Do	11	70	134,643	5,091,100	26.30	423 94
Iowa	2	106	249,037	9,435,778	26.30	232 00
Do	3	72	114,600	4,739,547	24.70	180 16
Do	4	108	214,498	8,013,461	26.70	1,755 86
Do	5	51	119,837	4,439,190	27.10	469 34
Kansas		74	156,081	5,965,873	26.12	144 16
Kentucky	2	10	21,017	941,400	22.10	60 48
Do	5	146	369,071	14,692,650	25.00	366 36
Do	6	98	168,524	7,197,173	23.10	207 66
Do	7					
Do	8	1	184	8,700	21.38	
Do	9	16	62,692	2,314,175	27.10	100 74
Louisiana	1	160	444,442	16,965,285	26.10	8,427 64
Do	2					
Maine		63	92,423	3,621,380	25.53	31 08
Maryland	3	736	1,118,378	49,626,600	22.10	3,847 13
Do	4	55	120,878	5,521,603	21.10	119 60
Massachusetts	3	239	546,248	23,133,801	23.00	1,428 91
Do	5	138	255,604	10,605,675	23.10	587 78
Do	10	280	571,638	24,455,486	23.10	2,463 19
Michigan	1	256	668,405	26,851,507	24.10	252 50
Do	3	138	417,790	16,047,847	26.10	96 45
Do	5	82	128,104	4,344,906	29.10	383 72
Do	6	48	121,316	4,364,808	27.10	550 83
Minnesota	1	43	71,154	2,774,695	25.10	553 22
Do	2	69	102,131	4,122,979	24.10	106 24
Mississippi		1	834	27,100	30.10	37 56
Montana		1	987	38,700	25.10	None.
Missouri	1	420	782,196	32,286,449	24.27	551 63
Do	2	26	25,079	1,051,400	24.10	383 52
Do	4	46	71,961	1,227,351	23.10	169 23
Do	5	31	70,603	2,742,549	25.10	141 99
Do	6	70	162,037	6,135,390	26.10	48 30
Nebraska		45	135,531	4,107,425	33.10	2,510 33
Nevada		None.				
New Hampshire		1	68,106	2,715,160	25.10	1,141 83
New Mexico		43	31,900	31,900	25.10	None.
New Jersey	1	225	342,341	15,465,393	23.10	284 79
Do	3	120	116,293	4,500,872	25.10	450 12
Do	5	510	484,715	21,663,160	23.10	1,192 51

\* Cigarettes.

Summary of the abstracts of collectors' reports on Form 144, &amp;c.—Continued.

State or Territory.	District.	Number of factories.	Number of pounds of material used.	Number of cigars reported manufactured.	Number of pounds to the thousand cigars.	Amount of deficiencies.
New York	1	904	815,961	34,657,190	23,544	\$13,120 18
Do	2	419	2,352,003	88,889,547	23,765	14,385 09
Do	3	1,682	6,537,066	270,883,883	24,100	1,084 17
Do	11	104	112,298	4,169,248	26,600	811 04
Do	12	235	316,573	12,373,698	25,100	1,709 56
Do	14	227	329,760	13,984,409	23,100	4,051 33
Do	15	119	173,316	7,238,404	23,000	1,408 12
Do	21	111	249,472	11,232,457	22,700	3,059 68
Do	24	202	529,696	19,882,025	26,100	1,777 65
Do	26	113	403,113	16,070,890	25,100	1,637 43
Do	28	240	342,423	14,727,172	23,000	2,078 50
Do	30	241	401,535	16,963,156	23,000	3,021 69
North Carolina	2	2	13,675	586,857	23,000	None.
Do	4	8	7,021	219,250	32,000	328 80
Do	5	2	917	55,850	16,000	None.
Do	6	9	15,462	638,535	24,000	447 66
Ohio	1	516	2,157,359	84,455,502	25,000	975 70
Do	3	168	362,833	16,540,855	21,000	74 94
Do	4	98	198,892	7,659,421	25,000	272 72
Do	6	30	29,549	1,235,826	23,000	373 24
Do	7	149	434,473	18,759,564	23,000	764 68
Do	10	136	256,877	9,917,957	25,000	1,372 50
Do	11	65	139,660	5,589,098	25,000	None.
Do	15	104	311,719	15,708,544	19,000	336 00
Do	18	425	694,313	28,375,224	24,000	2,651 81
Oregon		8	6,329	262,975	24,000	46 59
Pennsylvania	1	2,168	2,399,204	110,149,335	21,000	11,750 93
Do	8	511	1,011,596	38,808,921	26,000	1,377 59
Do	9	851	2,277,584	96,378,908	23,000	1,927 61
Do	12	178	213,994	9,478,661	22,000	726 19
Do	14	174	195,072	7,729,191	25,000	1,222 52
Do	16	89	242,811	10,707,817	22,000	207 93
Do	19	48	147,421	5,587,718	26,000	307 68
Do	20	42	84,926	3,078,171	27,000	414 80
Do	22	222	602,525	27,715,205	21,000	994 66
Do	23	153	370,802	17,904,510	20,000	177 32
Rhode Island		101	191,088	7,485,820	25,000	220 38
South Carolina		21	59,950	2,446,750	24,000	283 59
Tennessee	2	2	8,637	437,700	19,000	None.
Do	5	12	18,245	622,775	20,000	576 37
Do	8	24	22,635	767,177	20,000	357 32
Texas	1	30	47,911	1,775,387	26,000	48 95
Do	3	15	6,961	333,800	24,000	30 82
Do	4	16	18,530	710,895	26,000	268 05
Utah		3	10,310	341,100	30,000	24 00
Vermont		22	49,706	1,740,485	28,000	267 95
Virginia	2	35	39,688	1,329,919	29,000	527 32
Do	3	54	103,291	4,326,092	23,000	None.
Do	4	10	9,907	402,944	24,000	219 91
Do	5	7	19,969	932,680	21,000	None.
Do	6	42	63,612	2,859,472	22,000	525 02
Washington		1	1,304	66,550	19,000	None.
West Virginia	1	103	585,093	30,010,050	19,000	434 10
Do	2	25	46,414	2,063,830	22,000	309 72
Wisconsin	1	189	525,001	19,965,216	26,000	402 57
Do	2	99	165,241	6,801,604	24,000	588 06
Do	3	110	173,398	6,731,470	25,000	681 39
Do	6	42	58,005	2,101,008	27,000	565 70

RECAPITULATION.

State or Territory.	Number of factory.	Number of pounds of material used.	Number of cigars reported manufactured.	Number of pounds to the thousand cigars.	Amount of deficiencies.
Alabama	20	28,357	1,048,455	27,477 <sup>000</sup>	\$765 32
Arizona	1	79	32,000	cigarettes	
Arkansas	13	9,630	400,915	24,075 <sup>000</sup>	24 12
California	365	2,326,929	103,724,227	22,434 <sup>000</sup>	7,890 47
Colorado	31	33,834	1,255,287	26,186 <sup>000</sup>	1,071 85
Connecticut	420	495,432	20,137,118	24,854 <sup>000</sup>	745 27
Dakota	4	2,387	82,300	29 <sup>000</sup>	30 52
Delaware	56	110,132	4,450,499	24,748 <sup>000</sup>	193 24
Florida	54	676,027	28,089,835	24,067 <sup>000</sup>	1,096 31
Georgia	46	60,769	2,034,015	29,878 <sup>000</sup>	2,905 08
Idaho					
Illinois	1,168	2,506,864	97,786,859	25,738 <sup>000</sup>	6,889 94
Indiana	509	946,586	36,464,768	25,959 <sup>000</sup>	5,956 45
Iowa	337	697,972	26,627,976	26,212 <sup>000</sup>	2,537 36
Kansas	74	156,081	5,965,873	26,162 <sup>000</sup>	144 16
Kentucky	271	621,488	25,154,098	24,707 <sup>000</sup>	735 24
Louisiana	160	444,442	16,965,285	26,197 <sup>000</sup>	8,427 64
Maine	63	92,423	3,621,380	25,102 <sup>000</sup>	31 08
Maryland	791	1,239,256	55,148,203	22,471 <sup>000</sup>	3,966 73
Massachusetts	657	1,373,480	58,194,962	23 <sup>000</sup>	4,479 88
Michigan	524	1,335,714	51,609,158	25,881 <sup>000</sup>	1,283 50
Minnesota	112	173,285	6,897,674	25,122 <sup>000</sup>	659 46
Mississippi	1	834	27,100	30,775 <sup>000</sup>	37 56
Missouri	603	1,092,276	44,443,139	24,557 <sup>000</sup>	1,294 67
Montana	1	967	38,700	25 <sup>000</sup>	
Nebraska	45	135,531	4,107,425	33,059 <sup>000</sup>	2,510 33
Nevada					
New Hampshire	43	68,106	2,715,160	25,084 <sup>000</sup>	1,141 53
New Jersey	855	943,349	41,629,425	26,060 <sup>000</sup>	1,927 42
New Mexico	1	810	31,900	25,125 <sup>000</sup>	
New York	4,497	12,563,216	511,081,879	24,831 <sup>000</sup>	47,743 84
North Carolina	21	37,075	1,500,492	24 <sup>000</sup>	776 46
Ohio	1,721	4,585,675	188,241,991	24,364 <sup>000</sup>	6,821 59
Oregon	8	6,329	262,975	24,064 <sup>000</sup>	46 59
Pennsylvania	4,436	7,545,935	327,538,432	23,938 <sup>000</sup>	19,107 23
Rhode Island	101	191,088	7,485,820	25,527 <sup>000</sup>	220 38
South Carolina	21	59,950	2,446,750	24,801 <sup>000</sup>	283 59
Tennessee	38	49,517	1,827,652	27,098 <sup>000</sup>	933 69
Texas	61	74,509	2,820,082	26,118 <sup>000</sup>	347 82
Utah	3	10,310	341,100	30,221 <sup>000</sup>	24 00
Vermont	22	49,706	1,740,485	28 <sup>000</sup>	267 95
Virginia	148	236,467	9,851,107	24,005 <sup>000</sup>	1,272 25
Washington	1	1,304	66,550	19,000 <sup>000</sup>	
West Virginia	128	631,507	32,073,880	19,100 <sup>000</sup>	743 82
Wisconsin	440	921,645	35,599,298	25,888 <sup>000</sup>	2,237 72
Wyoming					

Total number of factories reported	18,871
Total number of pounds material used	42,537,273
Total number of cigars reported manufactured	1,761,662,229
Average number of pounds of material used for each thousand cigars	24.148
Amount of deficiencies	\$137,572.06

TOBACCO PRODUCT FOR PAST FIVE YEARS.

The following shows the annual product of manufactured tobacco, snuff, and cigars, for the last five fiscal years:

*Tobacco—including snuff.*

1874	118,548,618 pounds.	1877	127,481,149 pounds.
1875	128,615,190 pounds.	1878	119,406,588 pounds.
1876	119,796,727 pounds.		

*Cigars—including cigarettes.*

1874	1,886,697,498	1877	1,958,391,488
1875	1,967,959,662	1878	2,082,356,362
1876	1,908,141,057		

The four following tables are here presented, as showing in a comprehensive form, the effect, in the production of revenue under the present internal revenue system, of the different rates of tax imposed by the several legislative enactments on manufactured tobacco and cigars.

REVENUE FROM MANUFACTURED TOBACCO UNDER EACH ACT OF LEGISLATION.

Statement showing the amount of revenue derived from each kind of manufactured tobacco, including snuff, under the several enactments imposing a tax thereon, the quantities on which the tax was paid, and the length of time the several rates were in force, from July 1, 1862, to June 30, 1878.

Description of tobacco.	Rates of tax.	Date of acts.		Length of time rates were in force.	Aggregate collections.	Aggregate quantities (in pounds).	Remarks.
		Imposing tax.	Repealing tax.				
Smoking, made exclusively of stems.....	2 cents	July 1, 1862	March 3, 1863	6 months...	\$58,430 09	2,921,505	The act of July 1, 1862, went into operation September 1, 1862.
Smoking, made exclusively of stems.....	5 cents	March 3, 1863	June 30, 1864	16 months...	85,158 90	1,703,177	
Smoking, prepared with all the stems in.....	5 cents	July 1, 1862	June 30, 1864	22 months...	1,695,128 41	33,902,568	
Cavendish, plug, twist, fine-cut, valued at not over 30 cents per pound.....	10 cents	July 1, 1862	March 3, 1863	6 months....	81,005 44	810,054	
Cavendish, plug, twist, fine-cut, valued at over 30 cents per pound.....	15 cents	July 1, 1862	March 3, 1863	6 months....	1,297,900 83	8,652,673	
Cavendish, plug, twist, fine-cut, and manufactured tobacco of all descriptions, except smoking tobacco.....	15 cents.	March 3, 1863	June 30, 1864	16 months...	8,251,536 81	55,010,245	
Snuff.....	20 cents.	July 1, 1862	June 30, 1864	22 months...	375,739 68	1,878,698	So far as it relates to tobacco, the act of March 3, 1865, took effect April 1, 1865.
Smoking, made exclusively of stems.....	15 cents	June 30, 1864	July 13, 1866	25 months...	1,403,171 69	9,354,477	
Smoking, prepared with all the stems in, and fine-cut shorts.....	25 cents	June 30, 1864	March 3, 1865	9 months....	1,519,332 16	6,077,328	So far as it relates to tobacco, the act of July 13, 1866, took effect August 1, 1866.
Cavendish, plug, twist, &c., and fine-cut chewing.....	35 cents	June 30, 1864	March 3, 1865	9 months....	4,407,940 92	12,594,116	
Snuff.....	35 cents.	June 30, 1864	March 3, 1865	9 months....	122,008 44	348,595	So far as it relates to tobacco, the act of July 13, 1866, took effect August 1, 1866.
Twisted by hand.....	30 cents.	March 3, 1865	July 13, 1866	16 months...	14,055 22	46,850	
Smoking of all kinds not otherwise provided for.....	35 cents.	March 3, 1865	July 13, 1866	16 months...	964,637 18	2,756,106	So far as it relates to tobacco, the act of July 13, 1866, took effect August 1, 1866.
Cavendish, plug, twist, &c., and fine-cut chewing.....	40 cents	March 3, 1865	July 13, 1866	16 months...	10,244,302 08	25,610,755	
Snuff.....	40 cents	March 3, 1865	July 20, 1868	40 months...	2,302,850 95	5,757,126	So far as it relates to tobacco, the act of July 13, 1866, took effect August 1, 1866.
Smoking, not sweetened, stemmed, or butted.....	15 cents.	July 13, 1866	July 20, 1868	24 months...	3,509,109 31	23,394,062	
Twisted by hand, &c., and fine-cut shorts.....	30 cents	July 13, 1866	July 20, 1868	24 months...	520,451 69	1,734,839	So far as it relates to tobacco, the act of June 6, 1872, took effect July 1, 1872.
Smoking, sweetened, stemmed, or butted.....	40 cents	July 13, 1866	July 20, 1868	24 months...	1,432,690 26	3,581,726	
Chewing.....	40 cents	July 13, 1866	July 20, 1868	24 months...	24,730,334 08	61,825,835	So far as it relates to tobacco, the act of June 6, 1872, took effect July 1, 1872.
Chewing, &c., smoking, &c., part of the stems removed.....	32 cents	July 20, 1868	June 6, 1872	47 months...	71,496,377 90	223,426,181	
Smoking, exclusively of stems, &c.....	16 cents	July 20, 1868	June 6, 1872	47 months...	18,581,687 27	116,135,545	So far as it relates to tobacco, the act of June 6, 1872, took effect July 1, 1872.
Snuff.....	32 cents	July 20, 1868	-----	119 months...	8,231,883 77	25,724,635	
All kinds, except snuff and cigars.....	20 cents	June 6, 1872	March 3, 1875	32 months...	61,776,534 37	308,882,671	So far as it relates to tobacco, the act of June 6, 1872, took effect July 1, 1872.
All kinds, except snuff and cigars.....	24 cents	March 3, 1875	-----	40 months...	83,542,372 73	348,093,220	
Total.....	-----	-----	-----	-----	306,644,640 18	1,280,222,987	

REVENUE FROM MANUFACTURED TOBACCO BY FISCAL YEARS.

Statement showing the total receipts from snuff, chewing and smoking tobacco at the several different rates of tax, together with the quantities of the same on which the tax was paid, and the average rate of tax per pound on the aggregate quantities taxed each year, by fiscal years, from September 1, 1862, to June 30, 1878.

Fiscal years ended June 30—	Rates of tax at which col- lections were made.	Aggregate collections at each rate.	Aggregate quantities at each rate.	Aggregate collections for each fiscal year.	Aggregate quantities for each fiscal year.	Average rate of tax for each fiscal year.			
	<i>Cts.</i>		<i>Pounds.</i>		<i>Pounds.</i>				
1863.....	2	\$58,430 09	2,921,505	\$2,613,438 61	23,852,387	\$0 10 <sup>15</sup> / <sub>100</sub>			
	5	276,368 85	5,527,377						
	10	81,005 44	810,054						
	15	2,163,168 05	14,421,120						
	20	34,466 18	172,331						
1864.....	5	1,209,589 63	24,191,792	7,327,618 98	64,577,097	11 <sup>35</sup> / <sub>100</sub>			
	15	5,877,095 11	39,180,634						
	20	240,934 24	1,204,671						
	5	294,328 83	5,886,576						
	15	2,018,805 41	13,458,702						
1865.....	20	100,339 26	501,697	8,300,372 55	37,641,822	22 <sup>8</sup> / <sub>100</sub>			
	25	1,088,146 66	4,352,586						
	30	7,802 77	26,009						
	35	4,028,865 16	11,511,042						
	40	762,084 46	1,905,210						
1866.....	15	893,540 76	5,956,938	13,038,095 73	37,493,785	34 <sup>77</sup> / <sub>100</sub>			
	25	431,185 50	1,724,742						
	30	6,252 45	20,841						
	35	1,465,721 38	4,187,775						
	40	10,241,395 64	25,603,489						
1867.....	15	1,758,906 94	11,726,046	16,043,842 50	47,631,494	33 <sup>68</sup> / <sub>100</sub>			
	30	231,730 38	772,435						
	40	14,053,205 18	35,133,013						
	15	1,750,202 37	11,668,016						
	30	288,721 31	962,404						
1868.....	40	13,653,492 09	34,133,730	15,692,415 77	46,764,150	33 <sup>56</sup> / <sub>100</sub>			
	16	3,206,544 83	20,040,905						
	32	14,164,518 81	44,264,121						
	16	4,591,702 81	28,698,143						
	32	19,708,780 61	61,589,939						
1870.....	16	4,882,821 83	30,517,636	24,300,483 42	90,288,082	26 <sup>21</sup> / <sub>100</sub>			
	32	20,677,717 84	64,617,868						
	16	5,896,206 33	36,851,290						
	32	18,674,569 26	58,358,029						
	16	4,411 47	27,572						
1873.....	20	22,217,127 93	111,085,640	23,397,858 22	114,789,208	20 <sup>38</sup> / <sub>100</sub>			
	32	1,176,318 82	3,675,996						
	20	20,900,509 67	104,502,548						
	32	1,038,445 92	3,245,143						
	20	18,653,043 29	93,265,216						
1875.....	24	5,480,683 19	22,836,180	25,200,759 51	119,435,874	21 <sup>16</sup> / <sub>100</sub>			
	32	1,067,033 03	3,334,478						
	20	4,656 47	23,282						
	24	25,689,656 09	107,040,234						
	32	1,061,467 64	3,317,086						
1876.....	20	1,104 01	5,320	26,755,780 20	110,380,602	24 <sup>26</sup> / <sub>100</sub>			
	24	27,051,968 37	112,716,535						
	32	1,095,695 52	3,424,048						
	20	93 00	465						
	24	25,320,065 08	105,500,271						
1878.....	32	1,063,714 22	3,324,107	26,383,872 30	108,824,843	24 <sup>26</sup> / <sub>100</sub>			
	Total.....	306,644,640 18	1,280,222,987				306,644,640 18	1,280,222,987	23 <sup>85</sup> / <sub>100</sub>

## REVENUE FROM CIGARS, CHEROOTS, AND CIGARETTES UNDER EACH ACT OF LEGISLATION.

Statement showing the amount of revenue derived from cigars, cheroots, and cigarettes, under the several enactments imposing a tax thereon, the number of the same returned for taxation (exclusive of cigarettes on which an ad valorem tax was paid, the number of which cannot be ascertained), and the length of time the several rates were in force, from July 1, 1862, to June 30, 1878.

Description.	Rates of tax.	Date of acts.		Length of time rates were in force.	Aggregate collections.	Aggregate number.
		Imposing tax.	Repealing tax.			
Cigars valued at not over \$5 per M	\$1.50 per M	*July 1, 1862	June 30, 1864	22 months	\$116,494 05	77,662,699
Valued at over \$5 and not over \$10 per M	\$2 per M	July 1, 1862	June 30, 1864	22 months	357,424 05	178,712,025
Valued at over \$10 and not over \$20 per M	\$2.50 per M	July 1, 1862	June 30, 1864	22 months	667,084 83	266,833,932
Valued at over \$20 per M	\$3.50 per M	July 1, 1862	June 30, 1864	22 months	591,011 15	168,860,328
† Cigars of all descriptions	Average \$2.37 per M	July 1, 1862	June 30, 1864	22 months	380,722 47	160,304,197
Cheroots valued at not over \$5 per M	\$3 per M	June 30, 1864	† Mar. 3, 1865	9 months	50,317 26	16,775,420
Cigars valued at not over \$5 per M	\$3 per M	June 30, 1864	Mar. 3, 1865	9 months	1,038,461 09	346,153,696
Valued at over \$5 and not over \$15 per M	\$8 per M	June 30, 1864	Mar. 3, 1865	9 months	1,108,743 78	138,502,972
Valued at over \$15 and not over \$30 per M	\$15 per M	June 30, 1864	Mar. 3, 1865	9 months	386,978 42	25,798,561
Valued at over \$30 and not over \$45 per M	\$25 per M	June 30, 1864	Mar. 3, 1865	9 months	73,442 52	2,937,700
Valued at over \$45 per M	\$40 per M	June 30, 1864	Mar. 3, 1865	9 months	9,462 12	236,553
Cigarettes valued at not over \$6 per 100 packages of 25 each	\$1 per 100 packages	June 30, 1864	Mar. 3, 1865	9 months	5,328 77	13,321,925
Valued at over \$6 per 100 packages of 25 each	\$3 per 100 packages	June 30, 1864	Mar. 3, 1865	9 months	6,297 68	5,248,066
Cigarettes made wholly of tobacco	\$3 per M	June 30, 1864	Mar. 3, 1865	9 months	1,790 07	596,690
Cigars and cheroots made wholly of tobacco or of any substitutes therefor.	\$10 per M	Mar. 3, 1865	§ July 13, 1866	16 months	3,498,787 84	349,878,784
Cigarettes valued at not over \$5 per 100 packages of 25 each	5 cents per package	Mar. 3, 1865	July 13, 1866	16 months	1,516 99	758,495
Valued at over \$5 per 100 packages of 25 each	5 per cent.	Mar. 3, 1865	July 13, 1866	16 months	1,056 37	Unknown.
Cigarettes made wholly of tobacco or of any substitutes therefor.	\$10 per M	Mar. 3, 1865	July 13, 1866	16 months	752 99	75,299
Cigars, cigarettes, and cheroots valued at \$8 per M or less	\$2 per M	July 13, 1866	Mar. 2, 1867	7 months	211,416 22	105,708,110
Valued at over \$8 and not over \$12 per M	\$4 per M	July 13, 1866	Mar. 2, 1867	7 months	454,082 13	113,520,532
Valued at over \$12 per M	\$4 and 20 per cent. per M	July 13, 1866	Mar. 2, 1867	7 months	2,575,490 40	180,378,686
Cigars, cigarettes, and cheroots of all descriptions	\$5 per M	Mar. 2, 1867	July 20, 1868	17 months	3,372,670 90	674,534,180
Cigars and cheroots of all descriptions	\$5 per M	July 20, 1868	Mar. 3, 1875	79 months	50,066,694 91	10,013,338,982
Cigarettes weighing not over 3 pounds per M	\$1.50 per M	July 20, 1868	Mar. 3, 1875	79 months	206,642 64	137,761,759
Valued at over 3 pounds per M	\$5 per M	July 20, 1868	Mar. 3, 1875	79 months	3,070 63	614,126
Cigars and cheroots of all descriptions	\$0 per M	Mar. 3, 1875	-----	40 months	36,222,385 92	6,037,064,321
Cigarettes weighing not over 3 pounds per M	\$1.75 per M	Mar. 3, 1875	-----	40 months	709,518 95	405,439,400
Valued at over 3 pounds per M	\$6 per M	Mar. 3, 1875	-----	40 months	1,338 00	223,000
Total					102,118,983 15	19,421,327,438

\* The act of July 1, 1862, went into operation September 1, 1862.

† The collections opposite this heading, assessed under act of July 1, 1862, at the several rates of \$1.50, \$2, \$2.50, and \$3.50 per M, were returned in one aggregate during the fiscal year ended June 30, 1865.

‡ The act of March 3, 1865, so far as it relates to tobacco, took effect April 1, 1865.

§ The act of July 13, 1866, so far as it relates to tobacco, took effect August 1, 1866.



REVENUE FROM CIGARS, CHEROOTS, AND CIGARETTES BY FISCAL YEARS.

Statement showing the total receipts from cigars, cheroots, and cigarettes, at the several different rates of tax, together with the number of the same on which the tax was paid during each fiscal year from September 1, 1862, to June 30, 1878.

Fiscal years ended June 30—	Articles.	Rates of tax at which collections were made.	Aggregate collections at each rate.	Aggregate number at each rate.	Aggregate collections for each fiscal year.	Aggregate number for each fiscal year.
1863	Cigars	\$1 50 per M	\$52,210 01	34,806,673	\$476,589 29	199,288,284
	do	2 00 per M	101,211 05	50,605,525		
	do	2 50 per M	188,495 18	75,398,072		
	do	3 50 per M	134,673 05	38,478,014		
1864	do	1 50 per M	64,284 04	42,856,026	1,255,424 79	492,780,700
	do	2 00 per M	256,213 00	128,106,500		
	do	2 50 per M	478,589 65	191,435,800		
	do	3 50 per M	456,338 10	130,382,314		
	do	3 00 per M	1,088,778 35	362,926,116		
	do	8 00 per M	1,108,743 78	188,592,972		
	do	10 00 per M	24,348 90	2,434,890		
	do	15 00 per M	386,978 42	25,798,561		
1865	do	25 00 per M	73,442 52	2,937,700	3,087,421 51	713,001,09
	do	40 00 per M	9,462 12	236,553		
	Cigarettes.	\$1 per 100 p'k'gs of 25 each.	*380,722 47	160,304,197		
	do	\$3 per 100 p'k'gs of 25 each.	5,328 77	13,321,925		
	do	\$3 per M	6,297 68	5,248,066		
	do	5 cents per package of 25 each	1,790 07	596,690		
	do	5 per cent	1,166 27	583,135		
	do	\$10 per M	159 22	20,294		
	Cigars	\$10 per M	202 94	347,443,894		
	Cigarettes	5 cents per package of 25 each	3,474,438 94	347,443,894		
1866	do	5 per cent	350 72	175,360	3,476,236 86	347,674,259
	do	\$10 per M	897 15	55,005		
	Cigars and Cigarettes	2 per M	211,416 22	105,708,110		
	do	4 per M	454,082 13	113,520,532		
1867	do	4 per M and 20 per ct	2,575,490 40	84,199,128	3,661,984 39	483,806,456
	do	\$5 00 per M	420,995 64	180,378,686		
1868	do	5 00 per M	2,951,675 26	590,335,052	2,951,675 26	590,335,052
	Cigars	5 00 per M	4,957,679 67	991,535,934		
1869	Cigarettes	1 50 per M	2,350 49	1,566,993	4,960,952 67	993,287,429
	do	5 00 per M	922 51	184,502		
1870	Cigars	5 00 per M	5,697,353 87	1,139,470,774	5,718,780 04	1,153,352,191
	Cigarettes	1 50 per M	20,563 25	13,708,833		
1871	do	5 00 per M	862 92	172,584	6,598,173 24	1,332,844,357
	Cigars	5 00 per M	6,569,568 02	1,313,913,604		
1872	Cigarettes	1 50 per M	28,306 52	18,871,013	7,566,156 86	1,527,705,972
	do	5 00 per M	298 70	59,740		
1873	Cigars	5 00 per M	7,535,074 61	1,507,014,922	8,940,391 48	1,807,034,646
	Cigarettes	1 50 per M	31,017 00	20,678,000		
1874	do	5 00 per M	65 25	13,050	9,333,592 24	1,886,697,498
	Cigars	5 00 per M	8,899,732 98	1,779,946,596		
1875	Cigarettes	1 50 per M	40,620 75	27,080,500	11,105,272 45	1,906,227,982
	do	5 00 per M	37 75	7,550		
1876	Cigars	5 00 per M	9,289,896 49	1,857,979,298	11,061,278 15	1,949,078,513
	Cigarettes	1 50 per M	42,812 25	28,541,500		
1877	do	5 00 per M	883 50	176,700	11,719,226 39	2,070,253,337
	Cigars	5 00 per M	7,097,932 84	1,419,586,568		
1878	do	6 00 per M	3,042,451 27	507,075,212	102,118,983 15	19,421,327,438
	Cigarettes	1 50 per M	40,967 25	27,311,500		
1879	do	1 75 per M	24,476 17	13,986,383	102,118,983 15	19,421,327,438
	do	5 00 per M	15,285 47	3,057,094		
1880	do	6 00 per M	10,954,501 81	1,825,750,302	11,719,226 39	2,070,253,337
	Cigarettes	1 50 per M	5 13	3,420		
1881	do	1 75 per M	135,480 04	77,417,166	11,719,226 39	2,070,253,337
	Cigars	5 00 per M	2,981 68	596,336		
1882	do	6 00 per M	10,796,477 52	1,799,412,920	11,719,226 39	2,070,253,337
	Cigarettes	1 75 per M	260,480 95	148,846,257		
1883	do	6 00 per M	1,338 00	223,000	11,719,226 39	2,070,253,337
	Cigars	5 00 per M	1,189 28	237,856		
1884	do	6 00 per M	11,428,955 32	1,904,825,887	11,719,226 39	2,070,253,337
	Cigarettes	1 75 per M	289,081 79	165,189,594		
			102,118,983 15	19,421,327,438	102,118,983 15	19,421,327,438

\* These collections, assessed under act of July 1, 1862, at the several different rates of \$1.50, \$2, \$2.50 and \$3.50 per thousand, were returned in one aggregate, the average rate of tax being \$2.37½.

## EXPORTATION OF MANUFACTURED TOBACCO AND SNUFF IN BOND.

The subjoined table shows as removed and unaccounted for July 1, 1877, and July 1, 1878, the quantity in pounds of manufactured tobacco and snuff which had been removed for exportation in bond, and concerning which the proofs of landing at a foreign port had not been furnished prior to the dates named.

1.—*Removed and unaccounted for July 1, 1877.*

	Pounds.	Pounds.
Tobacco at 20 cents tax .....	300,520.00	
Bonds remaining in the hands of district attorneys.....	17,094.00	
Tobacco at 24 cents removed on exportation bonds.....	4,581,905.25	
Tobacco at 24 cents removed on transportation bonds....	931,529.50	
Snuff at 32 cents removed on exportation bonds.....	10,185.50	
	<hr/>	5,841,234.25

2.—*Removed during the year ended June 30, 1878.*

Tobacco at 24 cents tax .....	10,548,656.25	
Tobacco at 24 cents tax (excess).....	1,818.50	
Snuff at 32 cents tax.....	31,269.62	
	<hr/>	10,581,744.37
		<hr/> <hr/>
		16,422,978.62

3.—*Exported and during the year accounted for.*

Tobacco at 20 cents tax .....	214,342.50	
Tax paid on deficiencies at 20 cents.....	266.00	
Tobacco at 24 cents tax.....	11,079,789.75	
Tobacco at 24 cents tax paid on deficiencies.....	1,455.50	
Snuff at 32 cents tax.....	35,879.12	
	<hr/>	11,331,732.87

4.—*Remaining unaccounted' for June 30, 1878.*

Tobacco at 20 cents tax .....	85,911.50	
Bonds remaining in the hands of district attorneys.....	17,094.00	
Tobacco at 24 cents removed under exportation bonds..	4,448,373.75	
Tobacco at 24 cents removed under transportation bonds..	534,290.50	
Snuff at 32 cents removed under exportation bonds.....	5,576.00	
	<hr/>	5,091,245.75
		<hr/> <hr/>
		16,422,978.62

The quantity removed from manufactories for exportation during the fiscal year ended June 30, 1878, is 753,301.25 pounds less than that removed during the fiscal year ended June 30, 1877.

## EXPORTATION OF CIGARS AND CIGARETTES IN BOND.

1. *Removed and unaccounted for July 1, 1877.*

	Number.	Number.
Cigars at \$6 per M tax.....	487,075	
Cigarettes at \$1.75 per M tax.....	949,500	
	<hr/>	1,436,575

2. *Removed during the year ended June 30, 1878.*

Cigars at \$6 per M tax .....	2,914,025	
Cigarettes at \$1.75 per M tax .....	9,189,000	
	<hr/>	12,103,025
		<hr/> <hr/>
		13,539,600

3. Exported during the year ended June 30, 1878.

	Number.	Number.
Cigars at \$6 per M tax .....	2,360,050	
Cigarettes at \$1.75 per M tax .....	7,653,000	
	10,013,050	

4. Remaining unaccounted for June 30, 1878.

Cigars at \$6 per M tax .....	1,041,050	
Cigarettes at \$1.75 per M tax .....	2,485,500	
	3,526,550	
	13,539,600	

DATE OF BONDS OF TOBACCO UNACCOUNTED FOR.

The dates of the bonds given for the exportation of the tobacco exported and remaining unaccounted for by evidence of landing June 30, 1878, are as follows:

Year.	Tobacco.	Snuff.	Cigars.	Cigarettes.
	<i>Pounds.</i>	<i>Pounds.</i>	<i>Number.</i>	<i>Number.</i>
1869 .....	11,026			
1870 .....				
1871 .....	628			
1872 .....	2,542			
1873 .....	5,904			
1874 .....	57,600			
1875 .....	91,128		2,500	
1876 .....	178,194		4,400	10,000
1877 .....	998,164		67,950	77,000
1878 .....	3,669,714	5,576	966,200	2,398,500
Total .....	5,014,900	5,576	1,041,050	2,485,500

SPIRITS AND TOBACCO REMOVED IN BOND FOR EXPORT.

The following statement shows the quantity and percentage of production of distilled spirits and manufactured tobacco (including snuff) removed in bond for export during each fiscal year since the passage of the act of June 6, 1872:

Year.	Distilled spirits.		Year.	Manufactured tobacco.	
	Taxable (proof gallons exported.	Percentage of production.		Pounds of tobacco exported.	Percentage of production.
1873 .....	2,358,630	3.45+	1873 .....	10,110,045	8.50+
1874 .....	4,060,160	5.90+	1874 .....	10,800,927	9.11+
1875 .....	587,413	0.96+	1875 .....	9,179,316	7.13+
1876 .....	1,308,900	2.25+	1876 .....	9,434,485	7.87+
1877 .....	2,529,528	4.22+	1877 .....	11,335,046	8.88+
1878 .....	5,499,252	9.80+	1878 .....	10,581,744	8.89+
Total .....	16,343,883	.....	Total .....	61,441,563	.....

## EXPORTATION OF FRICTION MATCHES IN BOND.

1. *Removed and unaccounted for July 1, 1877.*

Number of boxes at 1 cent tax ..... 416,304

2. *Removed during year ended June 30, 1878.*

Number of boxes at 1 cent tax ..... 24,525,576  
24,941,880

3. *Exported during year ended June 30, 1878.*

Number of boxes at 1 cent tax ..... 24,360,120

4. *Remaining unaccounted for June 30, 1878.*

Number of boxes at 1 cent tax ..... 581,760  
24,941,880

## DRAWBACK.

*Statement of drawback of internal revenue taxes allowed during the fiscal year 1878 on exported merchandise.*

Port.	No. of claims.	Proprietary articles.	Distilled spirits.	Tobacco.	Fermented liquors.	Total.
Baltimore .....	1		\$718 90			\$718 90
Boston .....	73	\$8,597 96				8,597 96
New York .....	444	22,683 45		\$380 00	\$46 25	23,109 70
Norfolk .....	1			277 68		277 68
Philadelphia .....	26	2,338 25				2,338 25
San Francisco .....	13	116 64		1,880 30		1,996 94
Suspension Bridge .....	1	12 96				12 96
Troy .....	3	71 28				71 28
Total .....	562	*33,820 54	718 90	2,537 98	46 25	37,123 67

\*The amount here reported is 0.72 per cent. of the receipts from sales of proprietary stamps during the fiscal year.

Total amount of drawback allowed during fiscal year 1877, \$55,092.40.

NUMBER OF SPECIAL TAX-PAYERS.

On pages 188 and 189 of the tables accompanying this report will be found a statement of the amount of special taxes paid in each State and Territory during the special-tax year ended April 30, 1878. The following table shows the number of persons paying those taxes:

States and Territories.	Rectifiers.	Retail liquor dealers.	Wholesale liquor dealers.	Manufacturers of stills.	Manufacturers of cigars.	Dealers in leaf tobacco.	Retail dealers in leaf tobacco.	Dealers in manufactured tobacco.	Manufacturers of tobacco.	Peddlers of tobacco.	Brewers.	Dealers in malt liquor.
Alabama	1	1,712	40		26			4,228	1	2	1	12
Arizona		402	21		1			446	7		18	1
Arkansas		1,418	32		11	5	1	3,140	8	2	2	16
California	90	8,625	261	2	290	37	1	10,171	11	43	213	191
Colorado	1	880	42		16	2		1,504	1	2	17	37
Connecticut	14	2,606	54	1	334	140		4,941	5	24	23	243
Dakota		603	22		3			992			23	6
Delaware		619	10		46			2,509	3	7	3	10
Dist. of Columbia*												
Florida		503	8		45	6		1,425	1	5		13
Georgia	8	2,271	70	2	42			6,460	8	4		44
Idaho	1	211	8					264			9	5
Illinois	96	10,853	270	5	986	112		24,062	22	116	154	334
Indiana	12	4,728	101		410	78		11,964	12	35	101	133
Iowa	10	3,984	66		298	8		11,445	4	24	150	414
Kansas	5	1,038	30		64	1		3,150		4	34	58
Kentucky	47	3,841	243	2	250	930		6,645	54	21	34	133
Louisiana	26	3,464	184		118	37		4,260	71	38	13	50
Maine		412	9		52			4,874		53	1	79
Maryland	73	4,805	179		694	123	1	8,869	16	16	82	120
Massachusetts	45	6,301	218	2	501	61		13,352	10	107	35	552
Michigan	6	4,623	57	1	446	21		12,215	14	83	141	533
Minnesota	11	2,077	49		96	2		4,903		8	140	144
Mississippi		1,737	55		2			4,878	1			46
Missouri	58	5,990	228	2	528	241	1	11,915	75	24	65	125
Montana	2	419	42					500			28	10
Nebraska	1	976	33		40	1		2,426		2	32	38
Nevada	2	978	21		1			1,109			33	13
New Hampshire		788	7		36	1		2,168		18	4	165
New Jersey	12	5,773	44	1	766	11		11,544	12	76	69	527
New Mexico	1	402	21		1			494		1	5	4
New York	219	24,834	775	5	4,020	429	2	46,572	74	358	405	3,482
North Carolina	5	1,770	37		14	75		5,071	164	164		16
Ohio	109	13,115	391	2	1,393	310		24,889	51	195	207	319
Oregon	5	892	18		9	1		1,614	1		32	43
Pennsylvania	202	15,548	451	4	3,555	240	3	37,773	39	233	383	693
Rhode Island	5	1,255	47		82	4		2,795		17	5	175
South Carolina		1,227	32		16	1		4,546	1	2	2	16
Tennessee	8	3,078	104		30	238	1	5,764	38	12	5	47
Texas	3	3,456	119		52	45	2	8,918	4	2	43	293
Utah	1	344	16		5			753			23	20
Vermont		368			14	1		1,718		20	1	82
Virginia	11	2,379	60	1	125	492		4,931	195	8	6	15
Washington		244	11					603			17	48
West Virginia	3	698	11		107	50		2,806	16		14	41
Wisconsin	31	4,832	79	1	387	16		9,283	6	36	248	150
Wyoming		266	7					372		1	9	3
<b>Total</b>	<b>1,124</b>	<b>157,345</b>	<b>4,592</b>	<b>31</b>	<b>15,912</b>	<b>3,719</b>	<b>12</b>	<b>335,261</b>	<b>925</b>	<b>1,763</b>	<b>2,830</b>	<b>9,499</b>

\* Since October 2, 1876, a part of the third district of Maryland.

## BANKS AND BANKERS OTHER THAN NATIONAL BANKS.

Statement of the average capital and deposits of banks and bankers for the twelve months ended May 31, 1877.

STATES AND TERRITORIES.	Average capital and deposits of banks and bankers.—Form 67.			Average deposits of savings-banks having no capital stock.—Form 106 a.	
	Average capital.	Average taxable capital.	Average deposits.	Average deposits.	Average taxable deposits.
1 Alabama .....	\$1,110,316 66	\$1,022,066 61	\$1,624,168 00	.....	.....
2 Arizona .....	9,166 66	9,166 66	4,583 00	.....	.....
3 Arkansas .....	291,466 66	223,800 66	320,508 79	.....	.....
4 California .....	34,118,435 73	32,486,910 30	54,956,764 85	\$41,818,694 33	\$23,224,560 13
5 Colorado .....	569,199 05	569,199 05	989,755 72	.....	.....
6 Connecticut .....	2,948,766 66	2,281,586 71	480,890 42	77,974,601 75	14,754,595 42
7 Dakota .....	29,083 33	29,083 33	139,115 89	.....	.....
8 Delaware .....	713,003 60	679,153 60	802,694 92	930,158 01	19,872 55
9 Dist. of Columbia .....	608,189 00	167,671 25	3,232,036 97	423,811 04	9,058 08
10 Florida .....	43,000 00	38,000 00	255,948 25	.....	.....
11 Georgia .....	4,607,871 73	4,607,871 73	3,771,158 39	102,583 33	25,253 16
12 Idaho .....	56,961 63	56,961 63	21,086 15	.....	.....
13 Illinois .....	8,580,695 28	7,163,778 79	23,391,948 40	603,377 34	33,420 10
14 Indiana .....	5,830,258 97	5,679,617 64	8,800,892 94	2,030,409 90	323,963 41
15 Iowa .....	5,000,419 72	4,842,452 93	8,690,585 96	.....	.....
16 Kansas .....	1,681,683 70	1,583,370 49	2,958,578 49	.....	.....
17 Kentucky .....	12,882,486 09	12,564,367 08	12,365,114 90	.....	.....
18 Louisiana .....	8,638,887 83	3,537,767 83	4,935,107 20	1,910,251 12	329,984 41
19 Maine .....	175,781 33	159,116 58	158,961 15	26,604,623 10	1,895,819 80
20 Maryland .....	4,405,000 24	3,865,393 62	9,411,656 79	19,704,321 74	1,592,866 17
21 Massachusetts .....	3,250,054 06	1,994,805 58	9,013,044 72	236,597,348 38	1,043,349 88
22 Michigan .....	3,808,627 02	3,459,913 24	10,934,692 75	.....	.....
23 Minnesota .....	1,173,699 47	1,097,743 35	2,487,127 73	37,033 19	1,007 41
24 Mississippi .....	1,257,986 95	939,341 70	1,304,892 82	.....	.....
25 Missouri .....	11,366,352 14	10,297,492 98	33,882,013 12	397,808 00	107,010 83
26 Montana .....	100,234 27	100,234 27	81,831 59	.....	.....
27 Nebraska .....	438,175 28	425,009 92	1,217,636 55	.....	.....
28 Nevada .....	358,238 70	358,238 70	1,617,882 73	.....	.....
29 New Hampshire .....	101,666 66	87,558 33	1,885,019 06	29,081,776 74	2,096,436 39
30 New Jersey .....	2,284,478 97	1,938,069 88	4,357,102 13	31,239,178 93	6,495,427 51
31 New Mexico .....	3,833 33	3,833 33	35,042 52	.....	.....
32 New York .....	58,716,408 26	38,961,026 73	129,375,451 11	308,996,064 48	24,137,832 86
33 North Carolina .....	575,556 51	575,556 51	879,041 35	.....	.....
34 Ohio .....	8,964,979 93	7,643,144 63	28,061,734 33	4,720,602 10	2,639,927 17
35 Oregon .....	578,854 57	536,644 00	1,279,471 05	.....	.....
36 Pennsylvania .....	19,571,067 74	18,228,219 42	77,351,458 84	16,239,677 56	1,745,083 00
37 Rhode Island .....	3,931,447 55	3,364,566 64	4,052,665 58	48,906,581 90	14,134,189 98
38 South Carolina .....	984,778 29	984,778 29	978,310 13	61,796 63	1,212 42
39 Tennessee .....	1,745,718 72	1,630,943 55	2,897,406 72	.....	.....
40 Texas .....	3,447,021 74	3,158,734 56	4,596,856 74	.....	.....
41 Utah .....	115,260 74	115,260 74	588,089 12	.....	.....
42 Vermont .....	318,750 00	272,723 00	940,946 65	6,674,767 53	268,242 06
43 Virginia .....	3,052,099 93	2,952,533 49	6,427,491 27	1,559 63	1,559 63
44 Washington .....	222,629 19	222,629 19	295,073 16	.....	.....
45 West Virginia .....	1,441,379 33	1,437,029 33	3,928,639 02	.....	.....
46 Wisconsin .....	2,058,484 45	1,787,653 93	9,987,908 29	.....	.....
47 Wyoming .....	46,930 03	46,930 03	76,677 69	.....	.....
Total .....	217,215,387 70	184,187,951 81	475,790,063 95	855,057,026 73	94,880,672 37

BANKS AND BANKERS OTHER THAN NATIONAL BANKS.

Statement of the average capital and deposits of banks and bankers for the twelve months ended May 31, 1877—Continued.

STATES AND TERRITORIES.		Average capital and deposits of savings-banks having a capital stock.—Form 106 b.			
		Average capital.	Average taxable capital.	Average deposits.	Average taxable deposits.
1	Alabama.....				
2	Arizona.....				
3	Arkansas.....				
4	California.....	\$2,211,239 60	\$2,170,983 63	\$23,749,214 33	\$12,192,104 61
5	Colorado.....				
6	Connecticut.....				
7	Dakota.....				
8	Delaware.....				
9	District of Columbia.....				
10	Florida.....				
11	Georgia.....				
12	Idaho.....				
13	Illinois.....	1,764,500 00	1,552,536 45	8,438,720 98	1,921,496 23
14	Indiana.....				
15	Iowa.....	5,000 00	5,000 00	43,833 33	11,000 00
16	Kansas.....				
17	Kentucky.....				
18	Louisiana.....				
19	Maine.....				
20	Maryland.....				
21	Massachusetts.....	205,200 00	205,200 00	4,047,697 25	
22	Michigan.....				
23	Minnesota.....				
24	Mississippi.....				
25	Missouri.....				
26	Montana.....				
27	Nebraska.....				
28	Nevada.....				
29	New Hampshire.....				
30	New Jersey.....	10,000 00	7,000 00	187,700 00	37,475 00
31	New Mexico.....				
32	New York.....				
33	North Carolina.....				
34	Ohio.....	171,166 66	84,333 00	372,133 12	56,371 16
35	Oregon.....				
36	Pennsylvania.....	150,000 00	129,958 33	634,309 82	205,593 94
37	Rhode Island.....				
38	South Carolina.....	20,000 00	20,000 00	11,840 00	8,045 00
39	Tennessee.....				
40	Texas.....				
41	Utah.....				
42	Vermont.....				
43	Virginia.....	428,393 33	428,393 33	570,091 24	183,089 80
44	Washington.....				
45	West Virginia.....				
46	Wisconsin.....				
47	Wyoming.....				
	Total.....	4,985,499 59	4,603,404 74	38,055,540 07	14,615,175 74

## BANKS AND BANKERS OTHER THAN NATIONAL BANKS.

Statement of the average capital and deposits of banks and bankers for the twelve months ended May 31, 1877—Continued.

STATES AND TERRITORIES.	Total average and taxable average of capital and deposits.—Forms 67 and 106.			
	Average capital.	Average taxable capital.	Average deposits.	Average taxable deposits.
1 Alabama .....	\$1,110,316 66	\$1,022,066 61	\$1,624,168 00	\$1,624,168 00
2 Arizona .....	9,166 66	9,166 66	4,583 00	4,583 00
3 Arkansas .....	291,466 66	223,800 66	320,508 79	320,508 79
4 California .....	36,329,675 33	34,657,893 93	120,524,673 51	90,373,429 59
5 Colorado .....	569,199 05	569,199 05	989,755 72	989,755 72
6 Connecticut .....	2,948,766 66	2,281,586 71	78,455,492 17	15,235,485 84
7 Dakota .....	29,083 33	29,083 33	139,115 89	139,115 89
8 Delaware .....	713,003 60	679,153 60	1,732,852 93	822,567 47
9 District of Columbia .....	608,189 00	167,671 25	3,655,848 01	3,241,095 05
10 Florida .....	43,000 00	38,000 00	255,948 25	255,948 25
11 Georgia .....	4,607,871 73	4,607,871 73	3,873,741 72	3,796,411 55
12 Idaho .....	56,961 63	56,961 63	21,086 15	21,086 15
13 Illinois .....	10,345,195 28	8,716,315 24	32,434,046 72	25,346,864 73
14 Indiana .....	5,830,258 97	5,679,617 64	10,831,302 84	9,124,856 35
15 Iowa .....	5,005,419 72	4,847,452 93	8,734,419 29	8,701,585 96
16 Kansas .....	1,681,683 70	1,583,370 49	2,958,578 49	2,958,578 49
17 Kentucky .....	12,882,486 09	12,564,367 08	12,365,114 90	12,365,114 90
18 Louisiana .....	3,638,887 83	3,537,767 83	6,845,358 32	5,265,991 61
19 Maine .....	175,781 33	159,116 58	26,758,584 25	2,049,780 95
20 Maryland .....	4,405,000 24	3,865,393 62	29,115,978 53	11,004,522 96
21 Massachusetts .....	3,455,254 06	2,200,005 58	249,658,090 35	10,056,394 60
22 Michigan .....	3,808,627 02	3,459,913 24	10,934,692 75	10,934,692 75
23 Minnesota .....	1,173,699 47	1,097,743 35	2,524,160 92	2,488,135 14
24 Mississippi .....	1,257,986 95	939,341 70	1,304,892 82	1,304,892 82
25 Missouri .....	11,366,352 14	10,297,492 98	34,279,821 12	33,989,023 95
26 Montana .....	100,234 27	100,234 27	81,831 59	81,831 59
27 Nebraska .....	438,175 28	425,009 92	1,217,636 55	1,217,636 55
28 Nevada .....	358,238 70	358,238 70	1,617,882 73	1,617,882 73
29 New Hampshire .....	101,666 66	87,558 33	30,916,795 80	3,931,455 45
30 New Jersey .....	2,294,478 97	1,945,069 88	35,783,981 06	10,890,004 64
31 New Mexico .....	3,833 33	3,833 33	35,042 52	35,042 52
32 New York .....	58,716,408 26	38,961,026 73	438,371,515 59	153,513,283 97
33 North Carolina .....	575,556 51	575,556 51	879,041 35	879,041 35
34 Ohio .....	9,136,146 59	7,727,477 63	33,154,469 55	30,758,032 66
35 Oregon .....	578,854 57	536,644 00	1,279,471 05	1,279,471 05
36 Pennsylvania .....	19,721,067 74	18,358,177 75	94,225,446 22	79,302,135 78
37 Rhode Island .....	3,931,447 55	3,364,566 64	52,959,247 48	18,186,855 56
38 South Carolina .....	1,004,778 29	1,004,778 29	1,051,946 76	987,567 55
39 Tennessee .....	1,745,718 72	1,630,943 55	2,897,406 72	2,897,406 72
40 Texas .....	3,447,021 74	3,158,734 56	4,596,856 74	4,596,856 74
41 Utah .....	115,260 74	115,260 74	588,089 12	588,089 12
42 Vermont .....	318,750 00	272,723 00	7,615,714 18	1,209,188 71
43 Virginia .....	3,480,493 26	3,380,926 82	6,999,142 14	6,612,140 70
44 Washington .....	222,629 19	222,629 19	295,073 16	295,073 16
45 West Virginia .....	1,441,379 33	1,437,029 33	3,928,639 02	3,928,639 02
46 Wisconsin .....	2,058,484 45	1,787,653 93	9,987,908 29	9,987,908 29
47 Wyoming .....	46,930 03	46,930 03	76,677 69	76,677 69
Total .....	222,180,887 29	188,791,356 55	1,368,902,630 75	585,285,912 06



BANKS AND BANKERS OTHER THAN NATIONAL BANKS.

Statement of the average capital and deposits of banks and bankers for the twelve months ended May 31, 1878.

STATES AND TERRITORIES.	Average capital and deposits of banks and bankers.—Form 67.			Average deposits of savings-banks having no capital stock.—Form 106 a.	
	Average capital.	Average taxable capital.	Average deposits.	Average deposits.	Average taxable deposits.
1 Alabama	\$1,059,591 00	\$1,001,591 00	\$1,689,975 00		
2 Arizona	72,136 00	72,136 00	21,489 00		
3 Arkansas	234,854 00	217,191 00	291,881 00		
4 California	31,137,876 00	27,692,356 00	45,310,549 00	\$29,606,676 00	\$11,344,066 00
5 Colorado	528,907 00	528,907 00	924,032 00		
6 Connecticut	2,725,649 00	2,196,187 00	4,321,569 00	75,170,748 00	8,158,296 00
7 Dakota	73,153 00	73,153 00	261,669 00		
8 Delaware	711,219 00	688,542 00	820,250 00	1,010,036 00	31,190 00
9 Dist. of Columbia*					
10 Florida	96,575 00	91,575 00	230,280 00		
11 Georgia	4,305,539 00	4,287,746 00	3,214,771 00	254,862 00	25,502 00
12 Idaho	60,461 00	60,461 00	24,254 00		
13 Illinois	8,545,822 00	6,823,425 00	22,763,931 00	368,706 00	22,338 00
14 Indiana	5,174,031 00	4,952,560 00	8,709,538 00	1,367,121 00	212,066 00
15 Iowa	5,024,815 00	5,095,591 00	8,345,834 00		
16 Kansas	1,596,960 00	1,476,954 00	2,961,855 00		
17 Kentucky	13,718,146 00	13,348,212 00	11,942,373 00		
18 Louisiana	3,955,699 00	3,772,699 00	5,095,547 00	2,037,536 00	320,369 00
19 Maine	132,360 00	113,743 00	102,710 00	29,404,966 00	614,672 00
20 Maryland	4,919,011 00	3,917,372 00	7,884,371 00	20,442,574 00	1,685,445 00
21 Massachusetts	3,800,304 00	1,395,649 00	9,202,910 00	219,868,883 00	402,628 00
22 Michigan	3,543,477 00	3,335,636 00	9,542,184 00		
23 Minnesota	1,354,421 00	1,310,007 00	3,060,284 00	56,113 00	5,278 00
24 Mississippi	1,161,315 00	1,016,513 00	1,468,823 00		
25 Missouri	10,665,888 00	9,807,035 00	28,421,919 00		
26 Montana	131,144 00	131,144 00	119,352 00		
27 Nebraska	486,179 00	433,556 00	1,186,990 00		
28 Nevada	410,971 00	410,971 00	1,886,690 00		
29 New Hampshire	61,000 00	61,000 00	134,167 00	28,081,461 00	1,755,762 00
30 New Jersey	1,892,413 00	1,542,609 00	3,492,379 00	27,628,721 00	4,246,809 00
31 New Mexico	5,000 00	5,000 00	51,395 00		
32 New York	54,062,116 00	33,403,926 00	167,025,594 00	295,709,295 00	19,102,920 00
33 North Carolina	534,108 00	534,108 00	899,059 00		
34 Ohio	8,920,383 00	7,359,663 00	27,958,462 00	9,037,838 00	2,639,732 00
35 Oregon	582,254 00	592,175 00	1,458,099 00		
36 Pennsylvania	17,647,150 00	16,488,507 00	67,543,011 00	21,290,459 00	1,369,283 00
37 Rhode Island	3,886,829 00	3,310,613 00	3,846,064 00	47,526,376 00	12,762,059 00
38 South Carolina	924,958 00	924,958 00	930,068 00	43,634 00	43,634 00
39 Tennessee	1,605,326 00	1,587,807 00	2,429,799 00		
40 Texas	3,554,552 00	3,397,096 00	4,511,588 00		
41 Utah	190,000 00	190,000 00	684,690 00		
42 Vermont	340,833 00	305,053 00	1,530,344 00	6,739,467 00	208,803 00
43 Virginia	3,118,029 00	2,915,642 00	6,469,252 00		
44 Washington	214,036 00	214,036 00	469,802 00		
45 West Virginia	1,391,762 00	1,358,625 00	4,431,995 00		
46 Wisconsin	2,059,956 00	1,913,223 00	9,613,762 00		
47 Wyoming	72,191 00	72,191 00	140,982 00		
Total	206,689,399 00	170,407,124 00	483,426,532 00	815,762,472 00	65,950,852 00

\* Since October 2, 1876, part of the third district of Maryland.

## BANKS AND BANKERS OTHER THAN NATIONAL BANKS.

Statement of the average capital and deposits of banks and bankers for the twelve months ended May 31, 1878—Continued.

STATES AND TERRITORIES.		Average capital and deposits of savings-banks having a capital stock.—Form 106b.			
		Average capital.	Average taxable capital.	Average deposits.	Average taxable deposits.
1	Alabama.....				
2	Arizona.....				
3	Arkansas.....				
4	California.....	\$1, 870, 888 00	\$1, 851, 416 00	\$22, 382, 108 00	\$12, 097, 047 00
5	Colorado.....				
6	Connecticut.....				
7	Dakota.....				
8	Delaware.....				
9	District of Columbia*				
10	Florida.....				
11	Georgia.....	1, 250, 000 00	1, 250, 000 00	392, 778 00	369, 230 00
12	Idaho.....				
13	Illinois.....	530, 454 00	343, 904 00	213, 376 00	76, 938 00
14	Indiana.....				
15	Iowa.....	20, 000 00	20, 000 00	30, 055 00	
16	Kansas.....				
17	Kentucky.....				
18	Louisiana.....	500, 000 00	500, 000 00	413, 224 00	244, 191 00
19	Maine.....				
20	Maryland.....	530, 454 00	343, 904 00	213, 376 00	76, 938 00
21	Massachusetts.....	136, 800 00	136, 800 00	2, 431, 134 00	2, 431, 134 00
22	Michigan.....	125, 000 00	2, 642 00	331, 086 00	331, 086 00
23	Minnesota.....				
24	Mississippi.....				
25	Missouri.....				
26	Montana.....				
27	Nebraska.....				
28	Nevada.....				
29	New Hampshire.....				
30	New Jersey.....	10, 000 00	4, 000 00	207, 600 00	34, 459 00
31	New Mexico.....				
32	New York.....				
33	North Carolina.....				
34	Ohio.....	86, 666 00	25, 224 00	279, 545 00	87, 686 00
35	Oregon.....	29, 736 00	22, 736 00	34, 502 00	4, 850 00
36	Pennsylvania.....	137, 450 00	124, 950 00	263, 379 00	242, 140 00
37	Rhode Island.....				
38	South Carolina.....				
39	Tennessee.....				
40	Texas.....				
41	Utah.....				
42	Vermont.....				
43	Virginia.....	381, 882 00	381, 882 00	459, 285 00	128, 273 00
44	Washington.....				
45	West Virginia.....				
46	Wisconsin.....				
47	Wyoming.....				
	Total.....	5, 609, 330 00	5, 007, 458 00	27, 651, 448 00	16, 143, 972 00

\* Since October 2, 1876, part of the third district of Maryland.

BANKS AND BANKERS OTHER THAN NATIONAL BANKS.

Statement of the average capital and deposits of banks and bankers for the twelve months ended May 31, 1878—Continued.

STATES AND TERRITORIES.		Total average and taxable average of capital and deposits.— Forms 67 and 106.			
		Average capital.	Average taxable capital.	Average deposits.	Average taxable deposits.
1	Alabama .....	\$1,059,591 00	\$1,001,591 00	\$1,689,975 00	\$1,689,975 00
2	Arizona .....	72,136 00	72,136 00	21,489 00	21,489 00
3	Arkansas .....	234,854 00	217,191 00	291,881 00	291,881 00
4	California .....	32,518,764 00	29,543,752 00	97,299,333 00	68,751,662 00
5	Colorado .....	528,907 00	528,907 00	924,032 00	924,032 00
6	Connecticut .....	2,725,649 00	2,196,187 00	79,492,317 00	13,479,865 00
7	Dakota .....	73,153 00	73,153 00	261,669 00	261,669 00
8	Delaware .....	711,219 00	688,542 00	1,830,286 00	851,440 00
9	District of Columbia* .....				
10	Florida .....	96,575 00	91,575 00	230,280 00	230,280 00
11	Georgia .....	4,303,539 00	4,287,746 00	3,469,633 00	3,240,273 00
12	Idaho .....	60,461 00	60,461 00	24,254 00	24,254 00
13	Illinois .....	8,621,585 00	6,897,362 00	23,411,174 00	22,830,431 00
14	Indiana .....	5,174,031 00	4,952,960 00	10,076,659 00	8,921,604 00
15	Iowa .....	5,044,815 00	5,115,591 00	8,375,889 00	8,359,517 00
16	Kansas .....	1,596,960 00	1,476,954 00	2,961,855 00	2,961,855 00
17	Kentucky .....	13,718,146 00	13,348,212 00	11,942,373 00	11,942,373 00
18	Louisiana .....	4,455,699 00	4,272,699 00	7,544,307 00	5,658,107 00
19	Maine .....	132,360 00	113,743 00	29,507,676 00	717,382 00
20	Maryland .....	5,449,465 00	4,261,276 00	28,540,321 00	9,646,754 00
21	Massachusetts .....	3,800,304 00	1,395,649 00	229,191,793 00	9,605,538 00
22	Michigan .....	3,668,477 00	3,338,278 00	9,873,270 00	9,873,270 00
23	Minnesota .....	1,354,421 00	1,310,007 00	3,116,397 00	3,065,562 00
24	Mississippi .....	1,161,315 00	1,016,513 00	1,469,823 00	1,469,823 00
25	Missouri .....	10,665,988 00	9,807,035 00	28,421,919 00	28,421,919 00
26	Montana .....	131,144 00	131,144 00	119,352 00	119,352 00
27	Nebraska .....	480,179 00	433,556 00	1,186,990 00	1,186,990 00
28	Nevada .....	410,971 00	410,971 00	1,886,690 00	1,886,690 00
29	New Hampshire .....	61,000 00	61,000 00	28,215,628 00	1,889,920 00
30	New Jersey .....	1,902,413 00	1,546,609 00	31,328,700 00	7,773,647 00
31	New Mexico .....	5,000 00	5,000 00	51,395 00	51,395 00
32	New York .....	54,062,116 00	33,403,926 00	462,734,889 00	186,128,514 00
33	North Carolina .....	534,108 00	534,108 00	899,059 00	899,059 00
34	Ohio .....	9,007,049 00	7,364,887 00	37,275,845 00	30,685,880 00
35	Oregon .....	661,990 00	614,911 00	1,492,601 00	1,462,949 00
36	Pennsylvania .....	17,784,600 00	16,613,457 00	89,096,849 00	69,154,434 00
37	Rhode Island .....	3,886,829 00	3,310,613 00	51,372,440 00	16,608,123 00
38	South Carolina .....	924,958 00	924,958 00	973,702 00	973,702 00
39	Tennessee .....	1,605,326 00	1,587,807 00	2,429,799 00	2,429,799 00
40	Texas .....	3,554,552 00	3,397,096 00	4,511,588 00	4,511,588 00
41	Utah .....	190,000 00	190,000 00	684,680 00	684,680 00
42	Vermont .....	340,833 00	305,053 00	8,269,811 00	1,739,147 00
43	Virginia .....	3,499,911 00	3,297,524 00	6,928,537 00	6,597,525 00
44	Washington .....	214,036 00	214,036 00	469,802 00	469,802 00
45	West Virginia .....	1,391,762 00	1,358,625 00	4,431,995 00	4,431,995 00
46	Wisconsin .....	2,059,956 00	1,913,223 00	9,613,762 00	9,613,762 00
47	Wyoming .....	72,191 00	72,191 00	140,982 00	140,982 00
	Total .....	210,011,338 00	173,758,215 00	1,324,083,701 00	562,680,800 00

\* Since October 2, 1876, part of the third district of Maryland.

## BANKS AND BANKERS OTHER THAN NATIONAL BANKS.

*Statement of the amount of taxes collected on the capital and deposits of banks and bankers during the fiscal year ended June 30, 1877.*

STATES AND TERRITORIES.		Taxes collected during year ended June 30, 1877, on—			
		Capital of—		Deposits of—	
		Savings banks.	Other banks and bankers.	Savings banks	Other banks and bankers.
1	Alabama .....		\$5,096 76		\$7,493 09
2	Arizona .....		83 34		30 42
3	Arkansas .....		1,226 14	\$4 20	1,512 25
4	California .....	\$10,746 29	149,100 07	60,127 24	328,028 61
5	Colorado .....		2,717 35		4,873 86
6	Connecticut .....		9,200 79	71,788 11	28,387 29
7	Dakota .....		144 84		668 88
8	Delaware .....		3,370 75		4,268 49
9	District of Columbia .....		372 55	115 50	7,136 60
10	Florida .....		300 00		2,096 50
11	Georgia .....		17,742 51		13,879 62
12	Idaho .....		502 66		122 45
13	Illinois .....	6,994 76	31,310 73	439 22	113,149 66
14	Indiana .....		26,556 22	1,124 72	48,620 04
15	Iowa .....	25 00	19,492 11		34,253 43
16	Kansas .....		7,763 24		14,911 43
17	Kentucky .....		67,634 90		61,547 83
18	Louisiana .....		16,845 45	1,649 93	20,944 66
19	Maine .....		1,273 38	14,105 77	1,074 24
20	Maryland .....		20,402 55	7,630 04	46,019 05
21	Massachusetts .....	1,026 00	10,270 92	6,029 61	43,537 93
22	Michigan .....		17,913 94		64,294 87
23	Minnesota .....		5,191 84		10,863 80
24	Mississippi .....		4,964 02		7,041 64
25	Missouri .....		52,963 66	337 23	176,496 86
26	Montana .....		470 36		342 69
27	Nebraska .....		1,753 79		5,227 84
28	Nevada .....		1,834 14		8,915 17
29	New Hampshire .....		622 40		12,577 94
30	New Jersey .....	50 00	9,041 12	40,342 88	13,945 84
31	New Mexico .....				193 85
32	New York .....		205,681 47	130,224 29	674,082 47
33	North Carolina .....		3,153 13		4,472 92
34	Ohio .....	537 92	38,868 40	12,023 88	138,897 19
35	Oregon .....		2,656 31		5,928 26
36	Pennsylvania .....	687 50	89,837 90	7,843 04	390,359 85
37	Rhode Island .....		17,398 99	63,504 25	20,064 07
38	South Carolina .....		6,681 56		5,132 93
39	Tennessee .....		8,890 25		14,506 03
40	Texas .....		14,658 18		21,252 41
41	Utah .....	125 00	377 50		1,592 63
42	Vermont .....		1,901 81	2,506 74	9,395 57
43	Virginia .....	2,190 97	17,874 98		42,939 30
44	Washington .....		1,076 99		1,267 39
45	West Virginia .....		6,934 06		19,522 13
46	Wisconsin .....		8,877 09	05	43,986 86
47	Wyoming .....		234 65		383 37
Total .....		22,383 44	905,277 80	420,397 69	2,476,240 24

BANKS AND BANKERS OTHER THAN NATIONAL BANKS.

*Statement of the amount of taxes collected on the capital and deposits of banks and bankers during the fiscal year ended June 30, 1878.*

From the annexed statement it will be seen that a total amount of \$3,490,913.13 has been realized by the tax on the capital and deposits of banks and bankers during the last fiscal year.

States and Territories.	Capital of—		Deposits of—	
	Savings-banks.	Other banks and bankers.	Savings-banks.	Other banks and bankers.
Alabama .....		\$4,976 34		\$7,964 01
Arizona .....		110 68		43 11
Arkansas .....		1,193 03		1,758 43
California .....	\$12,827 60	168,450 02	\$143,822 27	207,736 73
Colorado .....		3,073 85		5,360 58
Connecticut .....		10,821 81	53,050 36	23,485 82
Dakota .....		264 72		951 43
Delaware .....		3,362 83	82 89	3,981 52
Florida .....		447 82		1,152 67
Georgia .....		27,812 32	3,398 24	21,362 93
Idaho .....		271 07		120 79
Illinois .....	1,041 32	44,776 96	862 62	129,669 16
Indiana .....		24,780 18	1,241 44	43,542 75
Iowa .....	109 92	27,371 46	196 56	46,978 82
Kansas .....		8,850 28		12,470 78
Kentucky .....		63,516 04		63,938 71
Louisiana .....	2,629 00	18,403 02	2,780 75	27,114 80
Maine .....		543 72	3,022 40	393 40
Maryland .....	356 99	17,492 88	10,134 75	35,411 63
Massachusetts .....	940 56	8,465 13	14,195 67	34,263 07
Michigan .....	16 20	16,191 10	1,566 51	45,428 97
Minnesota .....		6,155 18	31 43	14,613 25
Mississippi .....		4,363 90		6,518 03
Missouri .....		48,261 30	131 65	146,716 08
Montana .....		579 78		609 16
Nebraska .....		2,300 05		6,697 51
Nevada .....		1,506 71	914 18	7,693 97
New Hampshire .....			12,264 88	279 24
New Jersey .....	60 41	9,002 06	21,239 01	19,423 45
New Mexico .....		26 67		194 89
New York .....		148,337 79	89,277 41	576,321 77
North Carolina .....		2,754 45		3,842 46
Ohio .....	124 24	37,160 55	13,470 42	142,888 57
Oregon .....	12 48	3,108 85	93 71	6,935 97
Pennsylvania .....	877 86	86,908 82	9,067 60	342,396 10
Rhode Island .....		16,126 21	64,943 73	22,889 31
South Carolina .....		6,582 20	6 06	3,954 36
Tennessee .....		6,907 25		12,566 29
Texas .....		12,657 88		17,261 61
Utah .....		923 81		3,106 71
Vermont .....		779 69	786 87	4,594 35
Virginia .....	53 20	13,248 93	1,781 00	21,104 04
Washington .....		1,191 92		1,713 67
West Virginia .....		7,991 68		20,339 10
Wisconsin .....		9,764 13		48,879 87
Wyoming .....		360 94		704 91
Total .....	19,049 78	878,176 06	448,362 41	2,145,324 88

The following statements are compiled from the foregoing tables and from assessment returns :

1.—*Statement of the gross amount of average capital and deposits of savings banks, banks, and bankers, other than national banks, for the years ended May 31, 1876, 1877, and 1878.*

	1876.	1877.	1878.
Capital of savings banks .....	\$5, 016, 659	\$4, 965, 500	\$5, 609, 390
Capital of banks and bankers .....	211, 634, 586	217, 215, 388	206, 689, 399
Deposits of savings banks having capital .....	38, 207, 891	38, 055, 540	27, 651, 448
Deposits of savings banks having no capital .....	845, 100, 217	855, 057, 027	815, 762, 472
Deposits of banks and bankers .....	483, 458, 242	475, 790, 064	483, 426, 532
Total .....	1, 583, 426, 595	1, 591, 083, 519	1, 539, 139, 181

2.—*Statement of the taxable capital and deposits of savings banks, bankers, and banks, other than national banks, and the taxes accrued and paid thereon for the years ended May 31, 1877 and 1878.*

	1877.		1878.	
	Amount tax-able.	Tax collected.	Amount tax-able.	Tax collected.
Capital of savings banks .....	\$4, 603, 405	\$22, 383	\$5, 007, 458	\$19, 050
Capital of banks and bankers .....	184, 187, 952	905, 278	170, 407, 124	878, 176
Deposits of savings banks having capital .....	14, 615, 176	50, 064	10, 143, 972	74, 410
Deposits of savings banks having no capital .....	94, 880, 672	364, 534	65, 950, 852	373, 952
Deposits of banks and bankers .....	475, 790, 064	2, 476, 240	483, 426, 532	2, 145, 325
Total .....	774, 077, 269	3, 824, 299	740, 935, 938	3, 490, 913

3.—*Statement of average capital and deposits of savings banks, and the capital of bankers and banks other than national banks, invested in United States bonds, compiled from returns of said banks and bankers for the years ended May 31, 1876, 1877, and 1878.*

	1876.	1877.	1878.
Capital of savings banks .....	\$590, 135	\$362, 095	\$601, 872
Capital of banks and bankers .....	25, 574, 003	33, 027, 436	36, 425, 306
Deposits of savings banks .....	95, 245, 863	102, 859, 674	121, 855, 622
Total .....	121, 410, 001	136, 249, 205	158, 882, 800

ABSTRACT OF SEIZURES.

Seizures of property for violation of internal revenue laws during the fiscal year ended June 30, 1878, were as follows:

148,785 gallons of distilled spirits, valued at .....	\$109, 741 28
1,284 packages of fermented liquors, valued at .....	5, 226 50
67,576 pounds of tobacco, valued at .....	14, 400 89
1,173,773 cigars, valued at .....	18, 559 08
Miscellaneous property, valued at .....	356, 038 64
Total value of seizures .....	503, 966 39

ABSTRACT OF REPORTS OF DISTRICT ATTORNEYS.

The following is an abstract of the reports of district attorneys, for the fiscal year 1878, of internal revenue suits commenced, pending, and disposed of:

*Suits commenced.*

Number of criminal actions.....	6,294
Number of civil actions <i>in personam</i> .....	469
Number of actions <i>in rem</i> .....	267

Whole number commenced..... 7,030

*Suits decided in favor of the United States.*

Number of criminal actions.....	2,968
Number of civil actions <i>in personam</i> .....	333
Number of actions <i>in rem</i> .....	221

Whole number of suits decided in favor of the United States..... 3,522

*Suits decided against the United States.*

Number of criminal actions.....	914
Number of civil actions <i>in personam</i> .....	56
Number of actions <i>in rem</i> .....	25

Whole number of suits decided against the United States..... 995

*Suits settled or dismissed.*

Number of criminal actions.....	2,179
Number of civil actions <i>in personam</i> .....	409
Number of actions <i>in rem</i> .....	59

Whole number of suits settled or dismissed..... 2,647

*Suits pending July 1, 1877.*

Number of criminal actions.....	3,989
Number of civil actions <i>in personam</i> .....	523
Number of actions <i>in rem</i> .....	200

Whole number of suits pending July 1, 1877..... 3,812

*Amount of judgments recovered by the United States in criminal actions.*

Principal.....	\$257,158 85
Costs.....	93,984 81
Total.....	351,143 66

*Amount of judgments recovered by the United States in civil actions in personam.*

Principal.....	\$901,170 72
Costs.....	7,961 17
Total.....	910,131 89

*Amount of judgments recovered by the United States in actions in rem.*

Principal.....	\$36,193 19
Costs.....	407 38
Total.....	36,600 57

*Amount collected on judgments and paid into court in criminal actions.*

Principal.....	\$47,972 59
Costs.....	27,382 84
Total.....	75,355 43

*Amount collected on judgments and paid into court in actions in personam.*

Principal.....	\$251,859 40
Costs.....	5,112 11
Total.....	256,971 51

*Amount collected on judgments and paid into court in actions in rem or proceeds of forfeiture.*

Principal.....	\$47,876 73
Costs.....	7,861 24
Total.....	56,747 97

## COMPROMISES RECEIVED AND ACCEPTED.

The following statement shows the offers in compromise received and accepted under section 3229, Revised Statutes, for each month of the fiscal year :

Months.	Compromise cases.		Tax.	Assessed penalty.	Specific penalty.	Totals.
	Received.	Accepted.				
July .....	51	40	\$4, 219 48	\$166 67	\$1, 777 00	\$6, 163 15
August .....	65	18	3, 376 67½	34 16½	470 00	3, 880 84
September .....	75	22	414 50	.....	1, 690 00	2, 104 50
October .....	112	87	17, 508 48	226 25	3, 037 00	20, 771 73
November .....	99	58	1, 695 07	57 50	5, 352 84	7, 105 41
December .....	78	78	514 69	57 50	2, 207 73	2, 779 92
January .....	143	74	407 69	100 67	5, 925 77	6, 434 13
February .....	136	82	2, 703 20	.....	3, 742 57	6, 445 77
March .....	116	154	2, 729 51	.....	5, 407 33	8, 136 84
April .....	138	122	40 00	7 50	3, 618 57	3, 666 07
May .....	83	94	531 99	197 92	2, 954 42	3, 684 33
June .....	73	65	1, 784 30	175 00	4, 091 06	6, 050 36
	1, 169	894	35, 925 58½	1, 023 17½	40, 274 29	77, 223 05

Whole number of offers received .....	1, 169
Whole number of offers accepted .....	894
Amount of tax accepted .....	\$35, 925 58½
Amount of assessed penalty fixed by law .....	1, 023 17½
Amount of specific penalty in lieu of fines, forfeitures, and penalties .....	40, 274 29
Total .....	77, 223 05

## REAL ESTATE ACQUIRED.

The following-described realty has been acquired for non-payment of taxes and on executions, viz: 180 acres of land in the State of Georgia; one distillery property in State of Illinois (since redeemed); one distillery property in State of Michigan (since redeemed); one lot of land in State of Missouri; one store and dwelling-house combined, and 960 acres of land, in State of Tennessee; and 8 lots of land in State of Texas. The amount of taxes, &c., due on this property, and for which it was sold and bought in by the government, aggregates \$7,800.20. There have been sold in the States of Alabama, Illinois, Indiana, Nebraska, Virginia, and Wisconsin 11 parcels of real estate, realizing the sum of \$4,816.25, which has been deposited in the United States Treasury. There has been received from rents of property in the States of Alabama, Illinois, and Wisconsin the sum of \$1,143.30, also deposited in the United States Treasury.

The Bingham distillery, in Evansville, Ind., declared forfeited by the United States district court, was sold on the 17th July, 1877, for \$10,000, less all State and county taxes. Negotiations are being carried on continually for the sale of the other property coming under charge of this bureau under section 3208, Revised Statutes, nearly as many parcels having been disposed of since the commencement of this fiscal year as were sold during the last one. The epidemic prevailing throughout the South the past summer has interfered with the receipt of the reports heretofore called for as to the situation of the large amount of property held in the Southern States, and the completion of negotiations for the sale of several parcels commenced in the spring of this year.



ASSESSMENTS.

The following table gives the assessments made by the Commissioner of Internal Revenue during the fiscal years ended June 30, 1877, and June 30, 1878, respectively, showing the increase or decrease on each article or occupation :

Article or occupation.	Amount assessed during fiscal year ended—		Fiscal year ended June 30, 1878.	
	June 30, 1877.	June 30, 1878.	Increase over 1877.	Decrease from 1877.
Tax on deficiencies in the production of distilled spirits .....	\$77, 867 55	\$75, 583 21	.....	\$2, 284 34
Tax on excess of materials used in the production of distilled spirits .....	58, 473 86	18, 050 73	.....	40, 423 13
Tax on deposits, capital, and circulation of banks and bankers .....	3, 877, 246 23	3, 489, 694 20	.....	387, 552 03
Distilled spirits seized or fraudulently removed ..	255, 931 71	207, 416 14	.....	48, 515 57
Fermented liquors removed from brewery unstamped .....	2, 577 50	2, 608 41	\$30 91	.....
Tobacco, snuff, and cigars removed from factory unstamped .....	419, 308 77	130, 431 60	.....	288, 877 17
Proprietary articles removed unstamped .....	916 73	4, 349 12	3, 432 39	.....
Assessed penalties .....	109, 259 35	128, 405 70	19, 146 35	.....
Legacies and successions .....	49, 747 61	127, 189 94	77, 442 33	.....
Unassessed and unassessable penalties, interest, taxes previously abated, conscience money and deficiencies in bonded accounts which have been collected, also fines, penalties, and forfeitures paid to collectors by order of court or by order of Secretary, and amount of penalties and interest received for validating unstamped instruments. (Form 58) .....	478, 653 03	370, 133 88	.....	108, 519 15
Special taxes (licenses) .....	104, 133 89	128, 716 83	24, 582 94	.....
Tax on income and dividends .....	52, 318 50	123, 928 54	71, 610 04	.....
Total .....	5, 486, 434 73	4, 806, 508 30	.....	679, 926 43

The foregoing statement shows a decrease in the assessments for the year ended June 30, 1878, as compared with the previous year, of \$679,926.43. The decrease occurred in taxes on deficiencies in the production of distilled spirits, on excess of materials used in the production of distilled spirits, on distilled spirits seized or fraudulently removed, on tobacco, snuff, and cigars removed unstamped, in the collections reported on Form 58, and on deposits, capital, and circulation of banks and bankers.

DRAWBACKS.

The following statement shows the amount of drawback allowed on exported merchandise during the years named :

1863 .....	\$677, 106 40	1871 .....	\$22, 887 97
1864 .....	687, 431 99	1872 .....	13, 704 67
1865 .....	698, 655 36	1873 .....	*52, 346 31
1866 .....	798, 866 73	1874 .....	35, 495 31
1867 .....	1, 864, 631 68	1875 .....	28, 941 83
1868 .....	1, 379, 980 01	1876 .....	30, 546 88
1869 .....	377, 411 31	1877 .....	55, 092 40
1870 .....	5, 838 55	1878 .....	*37, 123 67

\*Including drawback on distilled spirits.

## COLLECTED FROM RAILROADS.

The following is a statement of taxes collected from railroad corporations, and of taxes reported for collection or suit:

Taxes collected during fiscal year ended June 30, 1878:	
Number of corporations .....	32
Amount collected .....	\$218,302 73
Taxes collected since June 30, 1878:	
Number of corporations .....	9
Amount collected .....	\$29,240 50
Amount of taxes reported to collectors during fiscal year ended June 30, 1878, for collection or suit not yet paid:	
Number of corporations .....	27
Amount reported .....	\$563,463 27
Amount of taxes reported to collectors since June 30, 1878, for collection or suit not yet paid:	
Number of corporations .....	5
Amount reported .....	\$75,960 79

## SUITS AGAINST EX-COLLECTORS.

Subjoined is a list of suits against late collectors of internal revenue, in which judgments have been rendered during the fiscal year ended June 30, 1878, furnished by courtesy of the honorable Solicitor of the Treasury.

M. A. Williams, late collector of internal revenue for the district of Florida. Judgment for \$240.65.

John T. Harper, late collector of internal revenue for eighth district of Illinois.

Judgment for \$1,520.92 *v.* parties to first bond.

Judgment for \$72,840.31 *v.* parties to second bond.

Judgment for \$31,197.26 *v.* parties to third bond.

William C. Stanberry, late collector of internal revenue for sixth collection district of Iowa. Judgment for \$1,195.18. Motion made by defendants for a new trial, and continuance granted by court.

Henry B. McClure, late collector of internal revenue second district of Mississippi. Judgment for \$273.22.

George S. Dennison, late collector internal revenue first collection district of Louisiana. Judgment for \$7,983.70.

E. T. McGee, late collector internal revenue sixth district Tennessee. Judgment for \$631.05.

F. Travis, late collector internal revenue seventh district Tennessee. Judgment for \$31,679 44.

Milton Sapp, late collector internal revenue first district Texas. Judgment for \$620.15, and set aside by court.

## COMPROMISES AFTER JUDGMENT.

The records of the Solicitor of the Treasury also show that for the fiscal year ended June 30, 1878, six cases were compromised after judgment, the amount accepted being \$2,548.88, and two were compromised at costs; thirty-two offers of compromise after judgment were rejected, the amount involved being \$39,100.56, and six were rejected the offer

being to pay costs; ten offers in compromise are pending, the amount involved being \$21,317.91.

REWARDS.

The following is a statement of the reward claims allowed and recommended for payment during the fiscal year ended June 30, 1878.

Under circular letter No. 99, from this office:

Number of claims .....	276
Amount of rewards on same .....	\$32,765 28
Amount of collections upon which said claims were based:	
Taxes on interest, dividends, and undivided net gains of railroad companies .....	\$189,476 79
Taxes on legacies and successions .....	86,108 21
For fines, penalties, and forfeitures .....	60,083 10
Taxes on various objects .....	2,117 25
<hr/>	
Total collections .....	337,785 35

Under circulars dated March 17, 1869, and March 10, 1875:

Number of claims .....	158
Amount of rewards on same .....	\$8,115 00
Number of stills seized and forfeited .....	158
Number of persons engaged in operating said stills illicitly, arrested and convicted or held to bail for appearance at court .....	165

MANUFACTURE OF PAPER.

In response to the advertisement referred to in my last report, bids were received from a number of the most prominent paper manufacturers of the country for furnishing paper for internal revenue stamps, and the lowest bid, which was made by Messrs. S. D. Warren & Co., of Boston, Mass., was accepted. The prices paid under the contract are 10½ cents per pound for vegetable-sized paper and 11½ cents per pound for animal-sized paper, about nine-tenths of the quantity used being of the former kind. The price paid under the previous contract was 20 cents per pound, and the annual saving effected by this change amounts to nearly \$25,000. The paper furnished is distinctive in color, and is water-marked with the letters "U. S. I. R." in such a way that each square inch of every sheet bears some portion of the water-mark. This paper is manufactured under the supervision of an agent, who, with a suitable guard, is stationed at the mill. The paper is counted, boxed, and shipped to the Secretary of the Treasury, who issues the same to the Bureau of Engraving and Printing. No change has been made during the year in the contracts for the manufacture of paper or for the printing of such stamps as are not printed by the Bureau of Engraving and Printing of this department.

PRINTING AND ISSUE OF STAMPS.

The stamps issued by this office are engraved and printed in the highest style of the art of bank note engraving and printing, and it is a matter of congratulation that successful counterfeiting thereof has not been accomplished. Stamps for documents and proprietary articles continue to be printed by the National Bank Note Company, of New York; stamps for checks, drafts, or orders by the Graphic Company, of New York, and stamps for foil tobacco wrappers by Mr. John J. Crooke, of New York. The stamps furnished have been satisfactory, and it is believed that the rates paid are as low as can be obtained.

The following statement shows the number, kind, and value of stamps issued from this office during the fiscal year ended June 30, 1878:

Kind.	Number.	Value.
Stamps for distilled spirits .....	3, 720, 050	\$52, 157, 195 00
Stamps for tobacco and snuff .....	198, 185, 951	29, 521, 431 07
Stamps for cigars and cigarettes .....	25, 352, 665	12, 027, 751 75
Stamps for fermented liquors and brewers' permits.....	34, 910, 860	10, 368, 150 00
Stamps for special taxes .....	637, 990	9, 091, 350 00
Stamps for documents and proprietary articles.....	478, 689, 531	6, 473, 401 19
Total .....	741, 497, 047	119, 639, 379 01

#### STAMPS REDEEMED AND EXCHANGED.

Number of claims for redemption of stamps allowed .....	628
Amount of claims for redemption of stamps allowed .....	\$32, 821 01
Number of claims for the exchange of stamps allowed .....	702
Amount of claims for the exchange of stamps allowed .....	\$67, 741 28

#### PRECAUTIONS AGAINST FRAUD.

The desirability of providing an ink with properties as nearly indelible as could be found, to be used in filling up and signing internal revenue stamps by collectors, has long been apparent. During the year many samples of ink claimed to be indelible have been submitted to this office, and all have been tested. Samples of the ink seeming to possess the requisite quality in the highest degree have been furnished to collectors for the purpose of giving it a practical test.

A mucilage to be used in affixing stamps to wooden packages, which after application would resist both heat and moisture, would undoubtedly be of great advantage to the service by making it impossible to detach and re-use the same.

The plan which was adopted in 1875 of preparing certain stamps for distilled spirits, with slips of paper affixed to the backs thereof to prevent the body of the stamp from adhering to the package so that a designated portion could be cut out when the package was emptied, and returned to this office as conclusive evidence of the destruction of the stamp, and as a voucher for the issue of other stamps, has undoubtedly been of the greatest value as a preventive of frauds. It is claimed by four different parties that this plan is an infringement of patents owned by them, and four suits have been commenced against collectors for damages on account of such alleged infringements. The suits are being energetically defended by the United States district attorneys.

#### RECEIPTS FOR FIRST FOUR MONTHS OF PRESENT FISCAL YEAR.

The following table shows the receipts from the several objects of taxation for the first four months of the last two fiscal years. A comparison of the receipts for the two periods is also given.

Sources of revenue.	Receipts from July 1, 1877, to October 31, 1877.	Receipts from July 1, 1878, to October 31, 1878.	Increase.	Decrease.
<b>SPIRITS.</b>				
Brandy distilled from apples, peaches, or grapes	\$388, 160 72	\$257, 084 56	.....	\$131, 126 16
Spirits distilled from materials other than apples, peaches, or grapes.....	15, 853, 364 04	15, 621, 087 01	.....	232, 327 03
Rectifiers' special tax.....	23, 363 39	16, 063 48	.....	7, 299 91
Dealers, retail liquor .....	381, 582 36	345, 882 50	.....	35, 999 86
Dealers wholesale liquor.....	39, 760 82	36, 412 62	.....	3, 348 20

Sources of revenue.	Receipts from July 1, 1877, to October 31, 1877.	Receipts from July 1, 1878, to October 31, 1878.	Increase.	Decrease.
<b>SPIRITS—Continued.</b>				
Manufacturers of stills, and stills and worms manufactured .....	\$1, 670 85	\$1, 050 43	.....	\$620 42
Stamps for distilled spirits intended for export.	766 30	3, 815 90	\$3, 049 60	.....
Stamps—warehouse, rectifiers', and dealers' ..	82, 049 60	84, 102 60	2, 053 00	.....
Interest on tax upon spirits .....	.....	12, 485 70	12, 485 70	.....
<b>Total</b> .....	<b>16, 770, 718 08</b>	<b>16, 377, 584 80</b>	.....	<b>393, 133 28</b>
<b>TOBACCO.</b>				
Cigars, cheroots, and cigarettes .....	4, 136, 689 44	4, 482, 744 67	346, 055 23	.....
Manufacturers of cigars .....	11, 224 49	9, 956 57	.....	1, 267 92
Snuff .....	895, 684 22	391, 771 04	.....	3, 913 18
Tobacco of all descriptions .....	10, 055, 976 40	10, 002, 970 71	.....	53, 005 69
Stamps for tobacco or snuff intended for export.	2, 007 20	2, 932 30	325 10	.....
Dealers in leaf tobacco .....	7, 669 20	7, 829 44	160 24	.....
Retail dealers in leaf tobacco .....	1, 437 50	1, 003 60	.....	433 90
Dealers in manufactured tobacco .....	166, 904 29	152, 617 68	.....	14, 286 61
Manufacturers of tobacco .....	770 09	687 55	.....	82 54
Peddlers of tobacco .....	5, 640 82	4, 676 57	.....	964 25
<b>Total</b> .....	<b>14, 784, 603 65</b>	<b>15, 057, 190 13</b>	<b>272, 586 48</b>	.....
<b>FERMENTED LIQUORS.</b>				
Fermented liquors, tax of \$1 per barrel on .....	3, 619, 258 67	3, 952, 225 93	332, 967 26	.....
Brewers' special tax .....	9, 564 63	7, 764 21	.....	1, 800 42
Dealers in malt liquors, special tax .....	44, 190 48	39, 365 57	.....	4, 824 91
<b>Total</b> .....	<b>3, 673, 013 78</b>	<b>3, 999, 355 71</b>	<b>326, 341 93</b>	.....
<b>BANKS AND BANKERS.</b>				
Bank deposits .....	558, 577 82	508, 989 37	.....	49, 588 45
Bank deposits, savings, &c. ....	89, 022 82	79, 378 47	.....	9, 644 35
Bank capital .....	262, 800 10	256, 650 73	.....	6, 149 37
Bank circulation .....	534 34	1, 095 26	560 92	.....
<b>Total</b> .....	<b>910, 935 08</b>	<b>846, 113 83</b>	.....	<b>64, 821 25</b>
Adhesive stamps .....	2, 084, 586 72	2, 279, 323 22	194, 736 50	.....
Penalties .....	150, 444 97	105, 270 37	.....	45, 174 60
Articles and occupations formerly taxed but now exempt .....	132, 587 27	115, 622 36	.....	16, 964 91
<b>Aggregate receipts</b> .....	<b>38, 506, 889 55</b>	<b>38, 780, 460 42</b>	<b>273, 570 87</b>	.....

REPORT OF WORK PERFORMED DURING THE FISCAL YEAR ENDED JUNE 30, 1878.

<b>Division of law :</b>	
Offers in compromise received and briefed .....	1, 148
Opinions prepared .....	1, 024
Offers in compromise acted upon .....	894
Reward-claims received and acted upon .....	562
Railroad cases adjusted .....	32
Orders for abatement of taxes issued .....	831
Claims for abatement of taxes disposed of .....	6, 831
Amount of claims .....	\$1, 015, 731 85
Claims for abatement scheduled .....	16, 077
Reports received and examined .....	3, 964
<b>Division of accounts :</b>	
Accounts, reports, and returns received, examined, and disposed of ..	27, 892
Certificates of deposit received and recorded ..	29, 723
<b>Division of distilled spirits :</b>	
Returns and reports relating to distilled spirits received, examined, and disposed of .....	197, 502
Returns and reports relating to fermented liquors received, examined, and disposed of .....	37, 110
Seal-locks issued .....	1, 661
Hydrometer sets issued .....	301
Gauging-rods issued .....	185

Division of stamps:	
Value of stamps received and counted (nine months) .....	\$108,957,365 32
Value of stamps counted and issued to collectors .....	\$119,639,279 01
Value of stamps counted and transmitted to the Secretary of the Treasury for destruction .....	\$34,662,597 11
Stubs examined .....	8,247,550
Stamps and coupons received for credit and counted .....	19,263,376
Reports received, examined, and disposed of .....	98,753
Division of assessments:	
Reports relating to assessments received, examined, and disposed of .....	34,417
Claims for drawback disposed of .....	567
Reports relating to bonded accounts received, examined, and disposed of .....	436,441
Reports and vouchers covering exportations received, examined, and disposed of .....	131,001
Division of tobacco:	
Reports relating to tobacco received, examined, and disposed of .....	1,032
Reports relating to cigars received, examined, and disposed of ..	17,747
Division of appointments, records, and files:	
Commissions of storekeepers, storekeepers and gaugers, gaugers and tobacco-inspectors, prepared, and bonds examined and approved .....	524
Collectors' bonds recorded .....	69
Pages of letters recorded .....	29,540
Press-copies of letters briefed, registered, and arranged for reference .....	56,324
Pages of miscellaneous copying .....	20,868
Letters for the entire bureau received and registered .....	50,573
Letters indorsed, briefed, and filed .....	36,417
Aggregate number of letters mailed by the bureau .....	76,324

The foregoing table shows only a part of the work performed. The keeping of records and books of account by the various divisions embraces a large proportion of the work done by the bureau, which it is impracticable to tabulate, owing to the diversified nature thereof.

#### TABULAR STATEMENTS.\*

I append tabular statements as follows:

Table A, showing the receipts from each specific source of revenue, and the amounts refunded in each collection-district, State, and Territory of the United States, for the fiscal year ended June 30, 1878.

Table B, showing the number and value of internal revenue stamps ordered monthly by the Commissioner and from the office of the Commissioner; the receipts from the sale of stamps and the commissions allowed thereon; also, the number and value of stamps for special taxes, tobacco, cigars, cigarettes, snuff, distilled spirits, and fermented liquors issued monthly to collectors during the fiscal year ended June 30, 1878.

Table C, showing the percentages of receipts from the several general sources of revenue in each State and Territory of the United States to the aggregate receipts from the same sources, by fiscal years, from July 1, 1863, to June 30, 1878.

Table D, showing the aggregate receipts from all sources in each collection district, State, and Territory of the United States, by fiscal years, from September 1, 1862, to June 30, 1878.

Table E, showing the receipts in the United States from each specific source of revenue, by fiscal years, from September 1, 1862, to June 30, 1878.

\*These tabular statements are printed in pamphlet form, but are omitted from this report for want of space.

Table F, showing the ratio of receipts in the United States from specific sources of revenue to the aggregate receipts from all sources, by fiscal years, from July 1, 1863, to June 30, 1878.

Table G, showing the receipts from special taxes in each collection district, State, and Territory for the special-tax year ended April 30, 1878.

Table H, an abstract of reports of district attorneys concerning suits and prosecutions under the internal revenue laws during the fiscal year ended June 30, 1878.

Table I, an abstract of seizures of property for violation of internal revenue laws during the fiscal year ended June 30, 1878.

And have the honor to remain, very respectfully, your obedient servant.

GREEN B. RAUM,  
*Commissioner.*

HON. JOHN SHERMAN,  
*Secretary of the Treasury.*





THE CONTROLLER OF THE CURRENCY

---

---

**REPORT OF THE COMPTROLLER OF THE CURRENCY.**

---

---

---

REPORT OF THE COMPTROLLER OF THE CURRENCY

---

REPORT  
OF  
THE COMPTROLLER OF THE CURRENCY.

---

TREASURY DEPARTMENT,  
OFFICE OF COMPTROLLER OF THE CURRENCY,  
*Washington, November 25, 1878.*

I have the honor to submit for the consideration of Congress the sixteenth annual report of the Comptroller of the Currency, in compliance with section three hundred and thirty-three of the Revised Statutes of the United States. This section provides that the Comptroller shall make annually a report to Congress at the commencement of its session exhibiting—

1st. A summary of the state and condition of every association from which reports have been received during the preceding year, at the several dates to which such reports refer, with an abstract of the whole amount of banking capital returned by them, of the whole amount of their debts and liabilities, the amount of circulating notes outstanding, and the total amount of means and resources, specifying the amount of lawful money held by them at the times of their several returns, and such other information in relation to such associations as, in his judgment, may be useful.

2d. A statement of the associations whose business has been closed during the year, with the amount of their circulation redeemed and the amount outstanding.

3d. Any amendment to the laws relative to banking by which the system may be improved and the security of the holders of its notes and other creditors may be increased.

This section further provides that a statement shall be prepared by the Comptroller, exhibiting, under appropriate heads, the resources and liabilities and condition of the banks, banking companies, and savings-banks organized under the laws of the several States and Territories; such information to be obtained by the Comptroller from the reports made by such banks, banking-companies, and savings-banks to the legislatures or officers of the different States and Territories, and where such reports cannot be obtained, the deficiency to be supplied from such other authentic sources as may be available.

This last provision became a law by act of February 19, 1873, but owing to the defective legislation of the several States it has thus far been found impracticable to procure reliable statistics showing the condition of all the banks organized under State laws. All private bankers and banking associations, however, of whatever nature other than national, are required by law, for purposes of taxation, to make semi-annual returns to the Commissioner of Internal Revenue of the average amount of their capital and deposits. From these returns the following table has been compiled in this Office, exhibiting in a concise form, by geographical divisions, the total average

capital and deposits of all State and savings-banks and private bankers in the country, for the six months ending May 31, 1878:

Geographical divisions.	State banks and trust companies.			Private bankers.			Savings-banks with capital.			Savings-banks without capital.	
	No.	Capital.	Deposits.	No.	Capital.	Deposits.	No.	Capital.	Deposits.	No.	Deposits.
		<i>Millions.</i>	<i>Millions.</i>		<i>Millions.</i>	<i>Millions.</i>		<i>Millions.</i>	<i>Millions.</i>		<i>Millions.</i>
New England States.	42	8.19	15.06	71	2.86	3.23	1	0.07	1.14	441	403.43
Middle States.....	217	42.45	122.10	916	34.48	61.92	3	0.16	1.37	190	358.68
Southern States.....	233	27.38	30.67	280	7.30	13.68	4	0.88	1.28	3	2.14
Western States and Territories.....	361	46.33	61.65	1,589	33.16	105.00	15	2.13	22.39	34	39.05
United States....	853	124.35	229.48	2,856	77.80	183.83	23	3.24	26.18	668	803.30

The capital of the 2,056 national banks in operation on June 29, 1878, as will be seen by a subsequent table, was \$470,393,366, not including surplus, which latter fund amounted at that date to more than 118 millions; while the average capital of all the State banks, private banks, and savings-banks having capital stock, for the six months ending May 31 previously, was, as seen below, but \$205,382,832; which amount is considerably less than one-half that of the national banks. The net deposits of the national banks were \$677,159,298, while the average deposits of all other banks and bankers, including savings-banks, were \$1,242,794,903. The average deposits for the same period of 668 savings-banks having no capital stock were \$803,299,345.

The table below exhibits the aggregate average capital and deposits for the period named of all banks other than national, together with the capital and deposits of the national banks on June 29 following:

Geographical divisions.	State banks, savings-banks, private bankers, &c.			National banks.			Total.		
	No.	Capital.	Deposits.	No.	Capital.	Deposits.	No.	Capital.	Deposits.
		<i>Millions.</i>	<i>Millions.</i>		<i>Millions.</i>	<i>Millions.</i>		<i>Millions.</i>	<i>Millions.</i>
New England States.	555	11.12	422.86	542	166.52	128.83	1,097	177.64	551.69
Middle States.....	1,326	77.09	544.07	634	177.18	374.89	1,960	254.27	918.96
Southern States.....	520	35.55	47.77	176	31.49	35.94	696	67.04	83.71
Western States and Territories.....	1,999	81.62	228.09	704	95.20	137.50	2,703	176.82	365.59
United States.....	4,400	205.38	1,242.79	2,056	470.39	677.16	6,456	675.77	1,919.95

From this table it will be seen that the total number of banks and bankers in the country at the dates named was 6,456, with a total banking capital of \$675,776,198, and total deposits of \$1,919,954,201.

Tables similar to the foregoing for previous periods, together with other tables giving the assets and liabilities of State institutions during the past year, so far as they could be obtained from the official reports of the several States, will be found in the appendix.

A table arranged by States and principal cities, giving the number, capital and deposits, and the tax on capital and deposits, of all banking institutions other than national, for the six months ending May 31, 1878, will be found on page 54 of this report. Similar tables for previous years are printed in the appendix.

The total number of national banks organized, from the establishment of the national banking system on February 25, 1863, to November 1 of the present year, is 2,400. Of these, 273 have gone into voluntary liquidation by vote of shareholders owning two-thirds of their respective capitals, and 74 have been placed in the hands of receivers for the pur-

pose of closing up their affairs, leaving 2,053 in existence on November 1 of this year. Included in the number organized are nine national gold banks, in the State of California, with an aggregate capital of \$4,300,000, and circulation of \$1,468,920, which redeem their circulating-notes in gold coin at their places of issue and in the city of San Francisco.

During the past year twenty-eight banks have been organized, with an authorized capital of \$2,775,000, to which \$1,598,800 in circulating-notes has been issued. Fifteen banks have failed within this period, having an aggregate capital of \$2,712,500, and forty-one banks, with a total capital of \$5,200,000, have voluntarily discontinued business.

The following table exhibits the resources and liabilities of the banks on the 1st day of October, 1878, the returns from New York, from Boston, Philadelphia, and Baltimore, from the other reserve cities, and from the remaining banks of the country, being tabulated separately:

	New York City.	Boston, Philadelphia, and Baltimore.	*Other reserve cities.	Country banks.	Aggregate.
	47 banks.	99 banks.	85 banks.	1,822 banks.	2,053 banks.
RESOURCES.					
Loans and discounts				\$430,184,396	\$830,521,542
On U. S. bonds on demand	\$7,003,085	\$1,140,581	\$735,243		
On other stocks, bonds, &c., on demand	57,904,202	19,766,710	7,874,762		
Payable in gold	6,752,181	3,053	1,247,996		
On single-name paper without other security	17,297,474	10,583,112	6,699,583		
All other loans	80,629,038	120,030,184	62,669,942		
Overdrafts	130,973	81,090	347,495	2,907,350	3,466,908
Bonds for circulation	24,195,500	50,113,200	23,076,800	250,171,150	347,556,650
Bonds for deposits	26,715,550	6,402,300	3,990,000	10,829,000	47,936,850
U. S. bonds on hand	11,463,900	7,903,450	6,005,850	21,412,400	46,785,600
Other stocks and bonds	9,193,664	3,726,212	2,552,158	21,387,501	36,859,535
Due from reserve agents		16,375,643	12,684,211	56,023,565	85,083,419
Due from other national banks	11,366,000	8,636,970	4,466,954	17,022,995	41,492,919
Due from other banks and bankers	2,981,297	894,272	2,470,311	5,968,818	12,314,698
Real estate, furniture and fixtures	9,465,820	7,082,539	4,825,685	25,328,432	46,702,476
Current expenses	995,333	780,220	731,401	3,765,613	6,272,567
Premiums	1,767,167	1,021,048	608,474	3,738,047	7,134,736
Checks and other cash items	1,765,188	874,554	857,598	7,485,093	10,982,433
Exchanges for clearing-house	62,454,792	15,148,087	4,769,679		82,372,538
Bills of other national banks	1,560,623	2,523,054	2,195,325	10,650,719	16,929,721
Fractional currency	67,703	36,187	55,171	356,600	515,661
Specie	13,294,602	5,987,489	3,417,524	7,988,991	30,688,606
Legal-tender notes	14,893,468	8,300,930	11,154,895	30,079,307	64,428,600
U. S. certificates of deposit	21,660,000	7,370,000	2,665,000	995,000	32,690,000
Five per cent. redemption fund	1,073,505	2,178,355	980,741	10,972,940	15,205,541
Due from U. S. Treasury	147,702	265,303	108,187	816,941	1,338,133
<b>Totals</b>	<b>384,778,767</b>	<b>297,224,523</b>	<b>167,190,985</b>	<b>918,084,858</b>	<b>1,767,279,133</b>
LIABILITIES.					
Capital stock	53,800,000	78,526,310	40,725,500	293,095,626	466,147,436
Surplus fund	15,920,230	19,968,943	10,862,787	70,145,820	116,897,780
Undivided profits	8,659,800	3,899,816	3,323,613	25,052,984	40,936,213
National-bank notes outstanding	20,025,861	42,986,571	19,658,749	219,216,911	301,888,092
State bank notes outstanding	73,339	80,757	4,235	255,582	413,913
Dividends unpaid	190,705	1,037,472	188,997	1,701,216	3,118,390
Individual deposits	172,441,669	108,863,331	62,156,122	276,775,055	620,236,177
U. S. deposits	26,090,297	6,255,785	2,465,341	6,843,389	41,654,812
Deposits of U. S. disbursing officers	131,225	20,271	1,031,935	2,159,364	3,342,795
Due to national banks	68,125,941	27,787,087	15,226,442	11,357,064	122,496,514
Due to other banks and bankers	19,311,700	6,591,905	10,347,566	6,385,592	42,636,703
Notes and bills re-discounted		37,537	183,808	2,785,980	3,007,325
Bills payable	8,000	1,168,758	1,015,950	2,310,275	4,502,983
<b>Totals</b>	<b>384,778,767</b>	<b>297,224,523</b>	<b>167,190,985</b>	<b>918,084,858</b>	<b>1,767,279,133</b>

\* The reserve cities, in addition to New York, Boston, Philadelphia, and Baltimore, are Albany, Pittsburgh, Washington, New Orleans, Atlanta, Louisville, Cincinnati, Cleveland, Chicago, Detroit, Milwaukee, Saint Louis, and San Francisco.

The following table exhibits the resources and liabilities of the national banks in operation at nearly similar dates for the last nine years:

	Oct. 8, 1870.	Oct. 2, 1871.	Oct. 3, 1872.	Sept. 12, 1873.	Oct. 2, 1874.	Oct. 1, 1875.	Oct. 2, 1876.	Oct. 1, 1877.	Oct. 1, 1878.
	1,615 banks.	1,767 banks.	1,919 banks.	1,976 banks.	2,004 banks.	2,087 banks.	2,089 banks.	2,080 banks.	2,053 banks.
<b>RESOURCES.</b>									
	<i>Millions.</i>	<i>Millions.</i>	<i>Millions.</i>	<i>Millions.</i>	<i>Millions.</i>	<i>Millions.</i>	<i>Millions.</i>	<i>Millions.</i>	<i>Millions.</i>
Loans .....	716.0	831.6	877.2	944.2	954.4	984.7	931.3	891.9	834.0
Bonds for circulation .....	340.6	364.5	382.0	388.3	383.3	370.3	337.2	336.8	347.6
Other U. S. bonds .....	37.7	45.8	27.6	23.6	28.0	28.1	47.8	45.0	94.7
Other stocks, bonds, &c .....	23.6	24.5	23.5	23.7	27.8	33.5	34.4	34.5	36.9
Due from other banks .....	109.5	143.2	128.2	149.5	134.8	144.7	146.9	129.9	138.9
Real estate .....	27.5	30.1	32.3	34.7	38.1	42.4	43.1	45.2	46.7
Specie .....	18.5	13.2	10.2	19.9	21.2	8.1	21.4	22.7	30.7
Legal-tender notes .....	77.2	107.0	102.1	92.4	80.0	76.5	84.2	66.9	64.4
National-bank notes .....	12.6	14.3	15.8	16.1	18.5	18.5	15.9	15.6	16.9
Clearing-house exchanges .....	91.6	115.2	125.0	100.3	109.7	87.9	100.0	74.5	82.4
U. S. certificates of deposit .....			6.7	20.6	42.8	48.8	29.2	33.4	32.7
Due from U. S. Treasurer .....					20.3	19.6	16.7	16.0	16.5
Other resources .....	55.9	41.2	25.2	17.3	18.3	19.1	19.1	28.7	24.9
<b>Totals .....</b>	<b>1,510.7</b>	<b>1,730.6</b>	<b>1,755.8</b>	<b>1,830.6</b>	<b>1,877.2</b>	<b>1,882.2</b>	<b>1,827.2</b>	<b>1,741.1</b>	<b>1,767.3</b>
<b>LIABILITIES.</b>									
Capital stock .....	430.4	458.3	479.6	491.0	493.8	504.8	499.8	479.5	466.2
Surplus fund .....	94.1	101.1	110.3	120.3	129.0	134.4	132.2	122.8	116.9
Undivided profits .....	38.6	42.0	46.6	54.5	51.5	53.0	46.4	44.5	40.9
Circulation .....	293.9	317.4	335.1	340.3	334.2	319.1	292.2	291.9	301.9
Due to depositors .....	515.3	631.4	628.9	640.0	683.8	679.4	666.2	630.4	668.4
Due to other banks .....	130.0	171.9	143.8	173.0	175.8	179.7	179.8	161.6	165.1
Other liabilities .....	8.4	8.5	11.5	11.5	9.1	11.8	10.6	10.4	7.9
<b>Totals .....</b>	<b>1,510.7</b>	<b>1,730.6</b>	<b>1,755.8</b>	<b>1,830.6</b>	<b>1,877.2</b>	<b>1,882.2</b>	<b>1,827.2</b>	<b>1,741.1</b>	<b>1,767.3</b>

#### THE NATIONAL BANKING SYSTEM.

The Comptroller, in his report for 1876, in addition to the usual national-bank statistics, gave an historical sketch of the two Banks of the United States, and also of the several State systems of banking, with tables showing, by geographical divisions and by States, so far as they could be obtained from official sources, the resources and liabilities of the State banks from the earliest dates to that of the organization of the national system, together with a comparative view of the State and national systems of banking.

In his report to Congress for the year 1875 he sketched the origin and growth of the national-banking system, and answered the principal arguments advanced against its continuance. The establishment of the system was not advocated in the interest of any political party, and it has been free from the control of partisan or sectional influence, its benefits being now open to all who desire to engage in the business of banking. The opportunity occasioned by a great war was seized upon, in the interest of the government, to get rid of a circulation issued by authority of many different States, which had been, almost from the beginning of the government, a grievous tax upon the business and the commerce of this country. It was shown, from the discussions in Congress at the time of the passage of the legal-tender act, from the reports of this department, and from the uniform legislation since that time, that the national-banking system was intended to be permanent, the institutions organized under it being, by the express terms of the law, authorized to continue for a term of twenty years; while it was equally evident that the Treasury notes issued and still in circulation were in-

tended to be funded, to constitute a temporary currency, issued from necessity, and to furnish the government with the means to save itself from destruction; that the amount was not to be increased, but to be withdrawn from circulation as rapidly as possible.

It was further shown that the system was not a monopoly, its privileges being free to all, but that it uprooted many real banking monopolies authorized by the several States, and which had been in existence almost from the foundation of the government; that the profits upon circulation were small, and that the earnings of the banks were not too great a compensation for the risks incident to the business of banking, to which capital loaned directly on mortgage security is not subject; that the taxation imposed upon the banks is unequaled in the history of monetary institutions; that the losses by failures had been insignificant in proportion to the liabilities; and that the losses on circulation had not been one dollar; that the restrictions of the act are such as experience has shown to be necessary for the success of great banking systems; that publicity is one of the principal features of the national system; that a surplus of more than one hundred millions of dollars—equal to one-fourth of the capital, and derived largely from profits accruing from transactions during the war—had accumulated and remained as a security to stockholders and depositors during times of revulsion and panic.

This report, which, since its publication, has been constantly in demand, is out of print. The proposition for the substitution of Treasury notes in place of national-bank notes having been again revived and discussed, it is thought advisable again to answer the principal objections urged against the national banking-system, even at the risk of repeating to some extent, although with more recent data, what has already appeared in previous reports.

The chief reasons urged in favor of the substitution of Treasury notes for national-bank notes are, that the banks in the national system are a favored class, enjoying special privileges at the cost of the people; that they derive a large profit from the issue of circulating-notes; and that a large amount of money may be saved to the government by authorizing it to issue all the paper currency of the country.

Before the passage of the act of June 20, 1874, no national bank could reduce its circulation and take up its bonds except by returning a proportionate amount of its own circulating-notes, and these were usually difficult to obtain; and prior to the act of January 14, 1875, the total amount of circulation authorized to be issued was limited to 354 millions. But these acts provided both for a reduction of circulation and withdrawal of bonds at the pleasure of the banks, upon a deposit by them of lawful money in sums of not less than \$9,000, and for an issue of bank-notes to any association organized in conformity with law. Under the law, then, as it now stands, any number of persons not less than five, in any part of the country, who together may have \$50,000 of capital at command, may organize a national bank and receive circulating-notes equal in amount to 90 per cent. of such capital—the law discriminating in the latter respect only against the large institutions, as no bank organized since the passage of the act of July 12, 1870, is entitled to circulation in excess of \$500,000. A bank organized prior to that time, and having a capital of between \$500,000 and \$1,000,000, can receive in circulating-notes but 80 per cent. thereon; if between \$1,000,000 and \$3,000,000, it can receive but 75 per cent.; and if over \$3,000,000, but 60 per cent.

Since the passage of the act of June 20, 1874, the national banks,

so far from considering the privilege of issuing circulation a profitable monopoly, have voluntarily surrendered \$66,237,323 of their notes, which is \$29,463,467 more than has been issued to all of the banks organized since that date, while 144 banks, with capital stock amounting to \$15,517,000, and a circulation of \$9,190,718, have gone into voluntary liquidation.

The capital stock of the national banks is not largely in the hands of capitalists. Among their shareholders may be found persons in every station of life, and great numbers of women and children rely for their support upon the successful management of these institutions. The elaborate tables which appeared in the Comptroller's Report for 1876 showed that there were then only 767 persons anywhere who held as much as \$50,000 each of national-bank stock; that more than one-half of the whole number of shareholders in these associations held, each, but \$1,000, or less, of such stock; and that, taking the whole number of shareholders together, the average amount held by each one was but \$3,100. Of shareholders owning not more than \$1,000 each, there were 32,235 in Massachusetts alone, 12,784 in New York, 14,621 in Pennsylvania, 1,441 in Kentucky, 2,388 in Ohio, 1,608 in Illinois, 832 in Georgia, and 617 in Virginia. Of those holding the stock in amounts ranging between \$2,000 and \$3,000 there were 17,743 in the New England States, 15,614 in the Middle States, 2,305 in the Southern States, and 3,422 in the Western States. Moreover, citizens of the Western States held 26,455 shares, and citizens of the Southern States 13,319 shares, of the stock of banks located in the Eastern and Middle States. It is not probable that the stock of any other class of corporations in the country is more widely distributed among people of moderate means than is that of the national banks. It is also largely distributed among members of all political parties, and, as a rule, is free from the control of partisan influence.

The national banks have not at any time monopolized the business of banking, nor do they at the present time. On May 31 of this year there were in existence more than 3,700 State banks and private banking-houses, having an aggregate capital of 202 millions of dollars, and deposits of 413 millions. These banking establishments are located in all of the principal cities and villages of the country, and it is to be presumed that if the privilege of issuing circulating-notes were so great as it is persistently claimed to be, these associations and individuals, who are already engaged in the business of banking, and who are free to enter the national system, would hasten to organize under that system.

The amount of interest accruing annually upon the bonds held by the national banks on November 1—less the tax paid by them upon their circulation—is \$14,544,692 only, while the annual profit upon the entire circulation of the national banks, as will be shown in another place in this report, is but \$8,961,519, or less than two and one-half per centum upon their capital. As the 3,700 banks and bankers mentioned still continue to transact their business as State banks or private associations, it seems very clear that this annual profit of \$2,500 only, upon a capital of \$100,000, does not present to them, or any of them, a sufficient inducement to transfer their business to the national system. The reason is obvious. The laws governing the national banks contain numerous and burdensome restrictions, and impose many and severe penalties for their violation. On the one hand they authorize the issue of circulating notes, but on the other they require that the business of banking shall be conducted under a uniform system, which insures the greatest possible degree of safety to the depositor and bill-holder and prompt and certain convertibility to the circulating note. If, on the one hand, the right to issue circulating



notes is given, on the other, wholesome restraints are insisted upon as a condition of that privilege. These legal prohibitions and restrictions, which are the compensations that the public receive from these corporations in return for their right to issue circulating notes, are too numerous to be given here in detail. But it is proposed now to notice specially some of the more important of the restrictions, and to give a general summary of the whole of them, for the information of the public, in a subsequent portion of this report.

#### CAPITAL STOCK.

One of the most important requirements of the national-bank act is that the capital stock of all institutions organized thereunder shall be fully paid in. The organization of banks without capital was one of the great abuses of previous banking systems. The history of banking in this country is full of instances of institutions of this character, which were not only permitted to receive deposits and transact a general banking business, but were authorized to issue circulating notes; and to the frequent failures of these associations may be attributed, in a great degree, the prejudice still existing in this country against all banking corporations.

When the national system was established especial care was exercised in the framing of the banking act, not alone to insure the safety and convertibility of the circulating notes, but also to guard against the organization of banks without *bona fide* capital. At least fifty per cent. of the capital stock of a national bank must be paid in before it can be authorized to commence business, and the remainder must be thereafter paid in installments of not less than one-fifth monthly, the payment of each installment being certified to this office, under oath, by the president or cashier of the association.

It is frequently stated, and it seems to be believed by many, that banks of circulation, only, may be organized under the act—that is, that a bank may use its circulating notes either to increase its existing capital or to assist in organizing other banks without real capital. The law carefully guards against such an abuse. In the first place, as has been already stated, the officers and directors are required at the outset to certify under oath to the Comptroller the amount of stock which has been paid into the bank as permanent capital, while subsequent installments must be similarly certified. In addition to this, section 5203 of the Revised Statutes provides that “no association shall, either directly or indirectly, pledge or hypothecate any of its notes of circulation for the purpose of procuring money to be paid in on its capital stock, or to be used in its banking operations or otherwise; nor shall any association use its circulating notes, or any part thereof, in any manner or form to create or increase its capital stock.” The Comptroller is also authorized to examine every banking association before granting it authority to commence business, in order to ascertain whether or not its capital has been actually paid in. It is impossible, therefore, for a bank of circulation only, without capital, to be organized under the national system, if proper precaution be exercised and the examiner is competent and faithful in the performance of his duty.

Neither can an association increase its circulation at pleasure, for the circulation can never exceed a certain proportion of the paid-up capital. There never has been an instance of the organization of one national bank by the use of the circulation issued to another. Such an illegitimate transaction could scarcely fail to be at once detected and the facts reported to the United States district attorney for his action thereon.

If any association fails to pay up its capital stock, as required by law, or if its capital shall become impaired, an assessment must be made upon the shareholders, *pro rata*, for the amount of the deficiency or impairment, the interest upon the bonds held as security for its circulation being in the mean time withheld by the Treasurer, while a receiver may be appointed by the Comptroller if the capital be not restored after three months' notice by him to the association.

The proportion of capital, and of capital and surplus, to liabilities, is much greater in this country than elsewhere, which is undoubtedly owing to the fact that our law requires that the full amount of authorized capital shall be actually paid in. In England, as a rule, only a portion of the capital is paid in, but the stockholders are individually liable for the full amount of their subscriptions. This restricted liability is true of the limited banks only, the stockholders of other corporations not limited being each liable for all of the debts of the corporation.

The following table, compiled from statements in the London Economist of October 19, 1878, exhibits the amount of capital, reserve and liabilities, and the ratio of capital, and of capital and reserve, to liabilities, of 3,417 banks (141 banks and 3,276 branches) of the United Kingdom:

Banks.	Number of—			Capital.	Reserve fund and undivided profits.	Total.	Liabilities.	Ratio to liabilities of—	
	Bks	Br'chs.	Total.					Capital.	Capital and profits.
England and Wales	72	1, 144	1, 216	£26, 046, 420	£13, 761, 814	£39, 808, 234	£223, 679, 548	<i>Pr. ct.</i>	<i>Pr. ct.</i>
Bank of England...	1	10	11	14, 553, 000	3, 768, 531	18, 321, 531	51, 611, 899	11.64	17.80
Isle of Man.....	2	7	9	60, 904	29, 895	90, 799	539, 268	11.29	16.82
Scotland.....	10	809	819	9, 045, 780	4, 857, 882	13, 903, 662	82, 093, 497	11.02	16.94
Ireland.....	9	270	279	2, 950, 000	1, 374, 141	4, 324, 141	20, 800, 649	14.18	20.79
Colonial with London offices.....	27	969	996	20, 430, 136	7, 336, 415	27, 766, 551	121, 905, 216	16.76	22.78
Foreign with London offices.....	20	67	87	17, 563, 130	2, 840, 444	20, 403, 574	39, 623, 424	44.33	51.49
Totals.....	141	3, 276	3, 417	90, 649, 370	33, 969, 122	124, 618, 492	540, 253, 501	16.78	23.07

*National banks.*

October 1, 1878.....	2, 053	166, 147, 496	157, 833, 993	623, 981, 429	1, 140, 179, 314	40.88	54.73
----------------------	--------	---------------	---------------	---------------	------------------	-------	-------

A comparison of this table with a similar statement regarding the national banks, which is also given above, shows the ratio of capital to liabilities of the 3,417 banks in the United Kingdom to be 16.78 per cent., and the ratio of their capital and reserve to liabilities to be 23.07 per cent.; while the corresponding ratios of the national banks are 40.88, and 54.73; the ratios of the national banks being in each instance more than double those of the United Kingdom. In the national banking system the existing ratio of capital to liabilities is nearly four times greater than is that of the 1,216 banks in England and Wales; while the ratio of the combined capital and reserve of the former banks to their liabilities is more than three times greater than that of the latter.

CONVERTIBILITY OF THE NOTE.

Previous to the passage of the national bank act, the circulating notes of banks located elsewhere than in New York or New England were not

redeemable except at the counters of the issuing banks. As only about one-third of the circulation of the country consisted of New York and New England notes, it may be said that the remaining two-thirds had practically no general system of redemption. The legislation of the New England States provided only for redemption at the counter, although what was known as the Suffolk system compelled redemption in the city of Boston also. The New York law required redemption at the counter at par, and also in New York, Albany or Troy at one-fourth of 1 per cent. discount. The New England currency, therefore, consisted of unsecured notes redeemable at par at the place of issue and in the city of Boston, while the New York currency was a secured note redeemable at par at its counter, and at a discount at its agency. The notes of the national banks constitute the only secured circulation\* ever required by law to be redeemed at par at a central agency, as well as at their place of issue.

If the New York system of redemption were to be applied to the national-bank circulation, in place of the existing method, it would probably at once raise the price of exchange to the rate current under that system, which was generally one-half of one per cent. The Suffolk system was excellent, as a voluntary arrangement entered into by 500 banks, having an aggregate circulation of fifty millions only, and all located within the comparatively moderate area of the six New England States; but it would not be a practicable one if extended to more than 2,000 banks, distributed, as are the national banks, throughout all the States of the Union, and having a circulation more than six times as great as that of the New England banks. So large a volume of circulating notes, issued at points so remote from each other, could not be made uniformly convertible by the legislative action of separate States, nor by the agency of individual corporations. Congressional action alone is adequate to accomplish this; and accordingly full provision was made by Congress for the convertibility of the national-bank circulation, by providing for its redemption at par, both at its place of issue and at the Treasury of the United States. For the latter purpose the banks are, by a late act, required to keep on deposit with the Treasurer an amount of lawful money equal to five per cent. of their circulation.

At the time of the passage of the last-named act a very large propor-

---

\*The following extract from the London Economist of October 26, 1878, clearly illustrates the superiority of the national banking system of this country, so far as the safety of circulating notes is concerned, over the systems of Great Britain. The closing sentence, contrasting the superior system of the Isle of Man with those of the United Kingdom, is significant:

"A curious detail in the business of the City of Glasgow Bank has been brought to light. The Bank of Mona, an institution in the Isle of Man, was incorporated with it, and a large circulation of notes existed in that island. The House of Keys, which regulates these matters with more foresight than the House of Commons, in 1845 required adequate security on real estate to be held, not only against every note which was issued, but against every note signed by the authorities of the bank, whether held by them or by the public. The manager of the Bank of Mona, faithful to his trust while his superiors at Glasgow were so unmindful of theirs, has published a statement that the security is intact and immediately available. The gold which the City of Glasgow Bank should but does not hold would have been no security to the note-holder more than to any other creditor of the bank. The annual migrations of sovereigns to the north, in accordance with the act of 1845, is a continual inconvenience to the Bank of England, and but little benefit to any one. *One is tempted to ask whether something like the precedent set by the House of Keys might not be followed with advantage in Great Britain.*"

The London Bankers' Magazine for November of the present year, in referring to this bank failure, says:

"At all events, a strong argument in favor of the deposit of government securities, instead of the dispatch of gold to meet the periodical expansion of the Scotch circulation, is desirable from what has happened."

tion of the notes of the national banks was in a worn and mutilated condition, but within eighteen months thereafter more than \$248,000,000 in such notes were received at the Treasury for redemption. For this amount about \$177,000,000 of new currency was issued by the Comptroller to replace the mutilated portion, the remainder, which was fit for circulation, being returned to the banks.

In transmitting national-bank notes to the Treasury for redemption, they may be sent unassorted, that is, without reference to denominations or banks of issue, the only restriction being that they shall be presented in sums of \$1,000 or a multiple thereof, while the only expense to the sender is the cost of transportation to the place of redemption. Under this system the notes of the national banks, wherever located, have possessed a uniform value, and the prices of exchange have ruled at the lowest rate. The rates of exchange between Saint Louis, Cincinnati, Chicago, and New York have been frequently at par and under, not exceeding, say, 80 cents for \$1,000, instead of from ten to fifteen dollars per thousand, as was common under previous systems. Redemptions have not been so frequent under this as under the previous systems of New York and New England, for the reason that the notes are more fully secured, and also because the demand for Treasury notes has not been so great as was formerly the demand for gold under similar circumstances. The machinery of the law is, however, in operation, and the frequency of redemptions will, to a great extent, depend upon the demand for gold after specie payment shall have been resumed. But the notes of the banks being secure beyond peradventure, this demand will, in all probability, be much less than under former systems of unsecured currency.

#### PROFITS AND LOSSES.

The law provides that no association shall, during the time it continues its banking operations, withdraw or permit to be withdrawn, in dividends or otherwise, any portion of its capital, and that no dividend shall ever be made to an amount greater than the net profits then on hand; deducting therefrom losses and bad debts. With these restrictions, the banks are permitted to declare dividends semi-annually from their net profits, but are also required, before making any such dividend, to carry to surplus fund one-tenth part of their net profits of the preceding half year, until this fund shall equal twenty per cent. of their capital stock. The law thus designates three uses for the profits of the national banks: First, for building up a surplus fund; secondly, to protect the capital stock from impairment by losses in business, by the use of such fund when the other profits are insufficient; and, thirdly, for the declaration of dividends out of any remaining profits. As a rule, the banks in the national system have not made excessive dividends. In determining the true ratio of their profits, their accumulated surplus, as well as what is technically known as capital, must be considered, as it is from the use of both capital and surplus that their profits are derived. Even during the most prosperous years of the system, the ratio of annual earnings to the combined capital and surplus of the banks was not greatly in excess of the usual legal rates of interest in the States where they were located, while during the last two years this ratio has been less than six per cent. on the combined capital and surplus.

The surplus of the national banks amounted on October 1 to nearly \$117,000,000. A part of this sum represents the profits earned by former State banks previous to their conversion into national organizations, and brought by them into the system. The greater portion was, however,

accumulated by the banks during the years of business prosperity immediately succeeding the close of the war. The following table exhibits the amount of surplus held by the banks on or near the 1st day of January and July in each year since 1863, as shown by their reports for the dates nearest thereto, together with the semi-annual increase or decrease therein :

Dates.	Surplus.		Dates.	Surplus.	
	Amount.	Semi-annual increase or decrease.		Amount.	Semi-annual increase or decrease.
		<i>Increase.</i>			<i>Increase.</i>
July 4, 1864 .....	\$1,129,910		December 16, 1871 ...	\$101,573,154	\$3,250,950
January 2, 1865 .....	8,663,311	\$7,533,401	June 10, 1872 .....	105,181,943	3,608,789
July 3, 1865 .....	31,303,566	22,640,255	December 27, 1872 .....	111,410,249	6,228,306
January 1, 1866 .....	43,000,371	11,696,805	June 13, 1873 .....	116,847,455	5,437,206
July 2, 1866 .....	50,151,992	7,151,621	December 26, 1873 .....	120,961,268	4,113,813
January 7, 1867 .....	59,992,875	9,840,883	June 26, 1874 .....	126,239,308	5,278,040
July 1, 1867 .....	68,232,811	3,239,936	December 31, 1874 .....	130,485,641	4,246,333
January 6, 1868 .....	70,586,126	7,253,315	June 30, 1875 .....	133,169,095	2,683,454
July 6, 1868 .....	75,840,119	5,253,993			<i>Decrease.</i>
January 4, 1869 .....	81,169,937	5,329,818	December 17, 1875 ...	133,085,422	\$83,673
June 12, 1869 .....	82,218,576	1,048,639	June 30, 1876 .....	131,897,197	1,188,225
January 22, 1870 .....	90,174,281	7,955,705	December 22, 1876 .....	131,390,665	506,532
June 9, 1870 .....	91,689,834	1,515,553	June 22, 1877 .....	124,714,073	6,676,592
December 28, 1870 .....	94,705,740	3,015,906	December 28, 1877 .....	121,568,455	3,145,618
June 10, 1871 .....	98,322,204	3,616,464	June 29, 1878 .....	118,178,531	3,389,924

It will be seen that the maximum surplus was reached in June, 1875, and that there has since then been a gradual diminution of this fund. The diminution has been caused by charging thereto, from time to time, portions of the losses sustained by the national banks, such losses aggregating, during the last three years, the large sum of \$64,119,415, as shown in the following table :

Six months ending—	New England States.		Middle States.		Southern States.		Western States and Territories.		United States.	
	No.	Amount.	No.	Amount.	No.	Amount.	No.	Amount.	No.	Amount.
March 1, 1876 .....	201	\$1,485,532	268	\$3,553,129	67	\$308,861	270	\$1,153,648	806	\$6,501,170
September 1, 1876 ...	282	3,074,128	344	7,156,349	90	896,891	318	2,090,489	1,034	13,217,857
Total, 1876 .....		4,559,660		10,709,478		1,205,752		3,244,137		19,719,027
March 1, 1877 .....	289	2,465,328	314	3,462,684	80	478,252	297	1,769,697	980	8,175,961
September 1, 1877 ...	312	4,825,040	353	3,945,806	86	511,841	357	2,474,940	1,108	11,757,627
Total, 1877 .....		7,290,368		7,408,490		990,093		4,244,637		19,933,588
March 1, 1878 .....	327	3,344,012	417	4,506,813	124	672,032	436	2,380,288		10,903,145
September 1, 1878 ...	399	4,016,814	449	5,502,770	140	1,225,602	442	2,818,469	1,430	13,563,655
Total, 1878 .....		7,360,826		10,009,583		1,897,634		5,198,757		24,466,800
Total for 3 years .....		19,210,854		28,127,551		4,093,479		12,687,531		64,119,415

Of the \$36,224,427 of losses charged off within the last eighteen months, as shown above, \$5,326,072 was on account of depreciation in the premium on the United States bonds held by the banks.

The total losses thus charged off equal nearly fourteen per cent. of the entire capital of the banks. Although the charging up of losses has very considerably reduced the surplus of the banks, yet if the total losses incurred had been wholly charged to this fund it would have been still more

largely diminished. The greater portion of the losses mentioned has been canceled by charging it to the account of current profits, in consequence of which 357 banks, with an aggregate capital of \$58,736,950, have, in the last six months, paid no dividends at all; while during the last three years the average number of banks semi-annually passing dividends on account of losses has been 288. This number is equal to about one-seventh of the whole number now in operation. The average amount of capital upon which no dividends have been paid during that time is \$44,583,515; from which it follows that for a continuous period of three years more than one-tenth of the total capital of the national banks has been without profit to its owners. This is exhibited in the following table:

Geographical divisions.	Six months ending—				Average for the year.	
	March 1, 1878.		September 1, 1878.		No. of banks.	Capital.
	No. of banks.	Capital.	No. of banks.	Capital.		
New England States.....	37	\$9,389,500	51	\$14,870,000	44	\$12,129,750
Middle States.....	95	17,244,400	114	22,454,850	105	19,849,625
Southern States.....	36	5,266,000	44	6,897,000	40	6,068,500
Western States and Territories.....	160	16,898,000	143	14,545,100	154	15,721,550
Totals for 1878.....	328	48,797,900	357	58,736,950	343	53,767,425
Totals for 1877.....	245	40,452,000	288	41,160,200	266	40,809,100
Totals for 1876.....	235	34,290,320	273	44,057,725	254	39,174,022
Average for three years.....	269	41,180,073	306	47,986,958	288	44,583,515

Many of the banks, also, which have declared dividends within the last three years have done so wholly or in part out of profits other than surplus previously accumulated by them, and not out of their current earnings.

The following table shows by geographical divisions the ratio to capital and surplus of the dividends declared by all the national banks during the last nine years:

Geographical divisions.	Ratio of dividends to capital and surplus.									
	1870.	1871.	1872.	1873.	1874.	1875.	1876.	1877.	1878.	Average.
	Perct.	Perct.	Perct.	Perct.	Perct.	Perct.	Perct.	Perct.	Perct.	Per ct.
New England States.....	8.4	8.3	8.1	8.2	7.7	7.6	6.7	6.0	5.5	7.4
Middle States.....	8.1	7.9	7.9	7.9	7.6	7.6	7.7	6.6	6.1	7.5
Southern States.....	10.7	10.1	9.5	8.8	8.2	7.7	7.6	7.1	6.2	8.4
Western States.....	8.5	8.9	9.3	9.0	8.6	8.6	8.1	9.6	7.7	8.7
United States.....	8.4	8.3	8.3	8.3	7.9	7.8	7.5	7.1	6.2	7.7

The ratio to capital and surplus of the total net earnings of all the national banks was, in 1876, 6.9 per cent., in 1877, 5.6 per cent., and in 1878, 5.1 per cent.

The average ratio of dividends to capital in the New England and Middle States, where the greater portion of the capital of the national banks is held, was during the last three years 8.2 per cent. In the same States the ratio of dividends to the combined capital and surplus was 6.5 per cent., and the ratio of the net earnings to capital and surplus was 5.1 per cent.

The belief, so widely entertained, that the profits made by the national banks are excessive, is in great part due to the exceptionally large dividends paid by a few banks which are favorably located and have a large surplus, and which make large returns to their shareholders on the amount of their nominal capital. The profits of these banks are not to any considerable extent derived from their circulation, but from surplus and deposits. Many of the banks making these exceptional dividends have a much less amount of circulation than those making moderate dividends only, while a few of them have no circulation whatever.

If the bank act gives to the national banks the privilege of circulation, it also provides for a United States tax upon circulation, deposits and capital, and for a State tax upon the shares of each bank, to be determined by the legislature of each State, at a rate estimated to be not greater than is assessed upon other money capital in the hands of individual citizens of each State. The total amount of United States taxes collected from the commencement of the system to the present time is as follows:

On circulation.	On deposits.	On capital.	Total.
\$39, 775, 817 35	\$40, 328, 256 32	\$5, 929, 480 73	\$86, 033, 554 40

The annual amount of taxation, national and State, has for the last four years been as follows :

Years.	National.	State.	Total.
1874.....	\$7, 256, 083	\$9, 020, 326	\$16, 876, 409
1875.....	7, 517, 531	10, 053, 122	17, 375, 653
1876.....	7, 076, 087	9, 701, 732	16, 777, 819
1877.....	6, 902, 573	8, 829, 304	15, 731, 877
Totals.....	28, 552, 274	38, 209, 484	66, 761, 758

More complete tables, showing the amount of taxes collected from the banks of each State and principal city of the Union, will be found upon subsequent pages of this report. The rate of taxation upon the banks in the city of New York and in other cities has averaged more than five per cent. annually during the past four years, and there is no doubt that the annual taxes collected from these institutions has been greatly in excess of the rate collected upon the capital of other corporations, private firms, and individuals, which cannot be as accurately determined as is that of the national banks from their published statements.

NATIONAL BANK FAILURES.

The failures in this country of State banks and private bankers are known to have been numerous and frequent; but information as to their numbers, or to the consequent losses to their stockholders or creditors, has not been attainable by the Comptroller. The bank departments of the different States give no information on this subject except as to the losses upon bank currency, and even that information has been of a scanty character. As a rule, under the different State laws, the affairs of insolvent institutions have been liquidated by a receiver appointed by the court, and the receiver has not reported to any State officer, but to the court which appointed him. Full information with reference to these insolvent institutions is therefore in most cases unattainable. The losses upon currency are estimated to have been five per cent. annually upon the

amount issued, but no estimate has ever been made of the losses to creditors and shareholders. Under the national-bank system, however, the losses as well as profits of each bank are reported to this Office. If a bank becomes insolvent, the Comptroller, by law, appoints the receiver, and exercises full supervision over the closing up of its affairs. The files of this Office, therefore, contain a complete record of everything pertaining to the settlement of the business of such associations. The following table exhibits the number of failures of national banks in each State, together with their capital, amount of claims proved, the amount of dividends paid, and the estimated losses to creditors, from the organization of the system to July 1 of the present year:

State.	No. of banks.	Capital.	Claims proved.	Dividends paid.	Estimated losses.	Percentage of claims paid.
Connecticut .....	1	\$60,000	\$97,541	\$82,910	\$10,000	85.
New York .....	16	4,076,100	5,722,248	5,060,536	320,498	88.43
Pennsylvania .....	8	1,312,000	1,558,564	898,103	416,850	57.62
District of Columbia .....	2	700,000	2,288,828	1,785,173	503,655	78.
Virginia .....	4	800,000	1,679,045	646,818	931,789	38.52
Alabama .....	1	100,000	289,407	121,551	167,856	42.
Mississippi .....	1	50,000	33,562	11,746	20,900	35.
Louisiana .....	3	1,600,000	2,981,554	1,805,000	922,900	61.02
Texas .....	1	50,000	60,330	.....	60,000	.....
Arkansas .....	1	50,000	15,142	15,142	.....	100.
Tennessee .....	1	100,000	376,932	65,335	311,597	17.33
Missouri .....	3	3,100,000	2,683,093	951,918	740,000	35.48
Ohio .....	3	250,000	422,891	190,557	189,800	45.06
Indiana .....	4	282,000	505,531	239,893	178,800	47.45
Illinois .....	8	2,250,000	3,366,767	1,414,368	1,096,198	42.01
Wisconsin .....	1	50,000	134,445	47,055	70,000	35.00
Iowa .....	3	200,000	290,477	181,128	90,998	62.35
Minnesota .....	2	200,000	313,429	210,016	61,000	67.
Kansas .....	2	160,000	141,576	84,195	57,381	59.47
Nevada .....	1	250,000	170,012	153,011	17,001	90.
Colorado .....	2	225,000	178,135	32,418	177,000	18.19
Utah .....	1	150,000	89,200	13,380	71,200	15.
Totals .....	69	16,015,100	23,398,709	14,010,313	6,415,423	59.88

From the above table it will be seen that the total amount of capital of all the insolvent national banks is \$16,015,100; amount of claims proved, \$23,398,709; of dividends paid, \$14,010,313; while the estimated losses are but \$6,415,423. The average number of failures during each of the past fifteen years has been less than five, and the average annual loss less than \$430,000.

The City of Glasgow Bank, which recently failed in Scotland, had a capital and surplus of less than \$8,000,000, and liabilities of more than \$50,000,000. It loaned to four debtors of the bank more than \$28,000,000, upon which there is a loss of more than \$21,000,000. The deficiency in the assets is nearly \$26,000,000, which is four times as great as the losses to all the creditors of national banks which have failed since the organization of the system. The bank superintendent of the State of New York reports the liabilities of twenty-two savings banks which have failed in that State during the last six and one-half years at \$12,188,777, and estimates the losses to their creditors at \$4,303,616, which is more than one-third of their entire indebtedness. He estimates the losses during the last three years at \$3,400,000, which is more than one-half of the estimated losses to the creditors of all the national banks in the United States from the beginning of the system until now. The losses from five State banks in the city of Chicago during the last two years, which banks were organized under special charters, under which neither State supervision nor reports were required, is estimated to be \$3,819,500, on liabilities of \$5,785,572. The losses from the State and savings banks of the



country during the last two years only are known to have been greater than the total loss resulting from all the failures which have occurred of national banking associations. The government has had large amounts on deposit continually with a great number of national banks throughout the country, for its convenience in making disbursements, but has suffered no loss during the past twelve years. Upon the circulating notes of the national banks there has been no loss whatever.

#### PUBLIC STATEMENTS AND EXAMINATIONS.

One of the most important provisions of law relating to the national banks is that requiring statements of their resources and liabilities to be made at such times and in such manner as the Comptroller may direct, and the publication of these statements in the daily newspapers of the country. The banks are also required to make returns to the Comptroller, semi-annually, of their earnings, losses and dividends; and all of these returns are compiled by him and annually transmitted to Congress. The Comptroller has authority to call upon the banks for any and all information concerning their affairs which may be thought of value; and it is his endeavor to communicate annually to Congress and the people the fullest possible knowledge attainable upon every question of interest connected with the business of banking. Letters, also, from whatever source, asking for proper information on these subjects, are always fully answered. The annual reports which have been issued from this Office are themselves evidence of the great amount and value of the information to be derived from the returns made by the national banks.

The law also provides for a thorough examination of the banks by competent persons as frequently as the Comptroller may think desirable. This feature of the law was at first exceedingly unpopular, but it is now generally approved by the banks themselves, and has been attended with the best results. Irregularities are not so likely to be allowed when it is known that they may be exposed by a competent examiner. In numerous instances unlawful dividends have been prevented, impaired capital discovered and its restoration compelled, and large losses to both shareholders and creditors avoided, by the prompt action of this office, based upon the report of an examiner. The excellent system now in operation is in strong contrast with the generally lax systems of bank reports and supervision which prevailed previous to the passage of the national-bank act.

The Comptroller, in his report for 1876, made an effort to collect from official sources the general bank statistics of the country. Only two balanced statements of the first Bank of the United States could be found, and previous to 1832 the published bank statistics consisted mainly of estimates made, or statements unofficially compiled, by individuals. Subsequently statements were obtained by this department from the several State officials, and were compiled annually for the use of Congress. But the State laws differed widely in their requirements, both as to the nature of the returns to be made by the banks and the dates which they should bear. Instead of a uniform time and similarity in form being required by all the States, as is now required under the national system, there was great diversity in both date and form, so that when the compilation of the reports was completed by this department the work was very unsatisfactory, and it was found impracticable to give anything like a just or true presentment of the condition of the banks of the country on or near any given day.

For the last five years the Comptroller, in obedience to an act of Con-

gress, has endeavored to compile annually the returns made by the State banks to the different State officials; but the same difficulties in this regard exist now that existed before the establishment of the national-banking system. The constitution of the State of Illinois provides "that every banking association now and which may hereafter be organized under the laws of the State, shall make and publish a full and accurate quarterly statement of its affairs, which shall be certified to under oath by one or more of its officers"; but although bills designed to carry out this provision of the constitution have been often introduced into the legislature, they have thus far failed to be enacted in the form of law. Many other States have no laws whatever upon the subject, and complete returns can be obtained from not more than one-half of the States in the Union.

For many years past there has been a growing desire to obtain the fullest data possible concerning the condition of all public corporations, and especially of all financial institutions; but if the present homogeneous system, which has accomplished so much in this direction, be now abolished, all further hope of obtaining full and reliable banking statistics may be at once abandoned.

The London Economist of October 26, 1878, in commenting upon the report of the directors of the City of Glasgow Bank, says:

A more complete publication of banking accounts, as well as a more rigid audit, will probably be insisted on for the future. A real audit of such accounts is most difficult to make, but some authentication by qualified persons outside the business is obviously required. Though publication of accounts is not by any means a complete safeguard, yet a more thorough statement of the position of the business would have prevented much of the mischief.

In contrast with the beneficial workings of the national system in this respect, the Comptroller presents below an extract from the London Bankers' Magazine for May, 1877, commenting upon the statement contained in a previous annual report to Congress. The editor says:

¶ Our last number contained a statement as to the position of banking in the United States of America. It is not possible, as our readers know, to publish any similar statement as to banking in England. No private bank in England has, we believe, ever put forward any authorized statement as to the position of its accounts, and it is barely possible to imagine a time in which such an innovation on the established practice could occur. Most of the joint-stock banks in England now publish their accounts; even among them, however, the custom is far from universal, though the number of those who prefer to keep the state of their affairs in privacy is steadily on the decrease; and it is very desirable that this should be the case. It cannot be doubted that a statement of the position of the main facts of banking would be often of service. In times of pressure a reliable official statement would tend to allay anxiety among many, and the careful banker would obtain from it information ready to his hand which might assist him in shaping his course at such periods. No such statement, however, is possible in England at the present time. The nearest approach to any such return was made in 1875, when a great many English banks, both private and joint-stock, sent returns to Sir Stafford Northcote, in connection with the proceedings before the select committee of the House of Commons on banks of issue in that year. But the manner in which this return was made, and the fact that many banks abstained from making it, and that it was impossible to supply the names either of those banks which complied with the request, or of those who did not, render the return of no value as a basis for estimating the deposits held by English banks at the present time.

#### FUNDING THE NATIONAL DEBT.

One of the chief objects in view in the organization of the national system was, not only to furnish bank-notes which were safe and convertible, but to supply a steady market for and facilitate the negotiation of United States bonds; and there is no doubt that the credit of the government and its ability to borrow money at low rates of interest have

been greatly increased by making its bonds a basis for the issue of national-bank notes.

Of the United States bonds held by the national banks on November 1, 1868, and deposited with the Treasurer as security for their circulating notes, nearly three-fourths bore interest at the rate of six per cent. The amount of this class of bonds has since been gradually reduced, until it is now less than one-fourth of all the bonds held, while nearly one-fourth of the whole amount bears interest at the rate of four and one-half and four per cent. only. About one-fifth of the entire issues of the latter classes of bonds is now held by the national banks. This will be seen from the following table, which exhibits the amount and classes of bonds held as security for circulation on the 1st day of November, for each year since 1865, and the rate of interest which they respectively bear:

Date.	6 per cent. bonds.	5 per cent. bonds.	4½ per cent. bonds.	4 per cent. bonds.	Total.
November 1, 1865	\$202,523,350	\$78,619,950	.....	.....	\$281,143,300
November 1, 1866	244,993,200	90,076,450	.....	.....	335,069,650
November 1, 1867	251,274,800	91,376,450	.....	.....	342,651,250
November 1, 1868	252,623,750	88,888,750	.....	.....	341,512,500
November 1, 1869	249,724,650	92,731,300	.....	.....	342,455,950
November 1, 1870	247,460,950	97,284,600	.....	.....	344,745,550
November 1, 1871	181,158,600	185,955,850	.....	.....	367,114,450
November 1, 1872	173,303,100	211,665,800	.....	.....	384,968,900
November 1, 1873	157,884,950	235,017,150	.....	.....	392,852,100
November 1, 1874	145,981,650	239,440,100	.....	.....	385,421,750
November 1, 1875	128,503,212	239,046,200	.....	.....	367,549,412
November 1, 1876	103,819,300	223,602,700	\$10,305,800	.....	337,727,800
November 1, 1877	81,984,500	200,090,500	45,089,700	\$15,884,150	343,048,900
November 1, 1878	72,829,750	196,615,600	49,397,250	30,566,300	349,408,900

The government has still outstanding more than 693 millions of six per cent. and more than 703 millions of five per cent. bonds. The reduction of the interest on this amount to four per cent. would save to the government nearly 21 millions of interest annually. The funding of the six per cent. bonds into four per cents. has made rapid progress during the last year, and the banks have been of great service to the government in this process of refunding, by negotiating and absorbing a very considerable part of the new issues. Should the national system continue there is no doubt that the present rapid reduction in the burden of interest will continue also. If the national-bank system is to be abolished, and an additional amount of United States notes is to be issued, all hope of reducing the rate of interest on the public debt must be abandoned.

The larger portion of the five and six per cent. gold-bearing bonds of the United States is payable at the option of the government, and the remainder will be payable in 1881—two years hence. As already stated, 21 millions yearly may be saved to the government by funding these bonds into four per cents., while the amount which it is claimed may be annually saved by the repeal of the national-bank act and the issue of 320 millions of unconvertible Treasury notes, is 13 millions only.\* With the issue of this large amount of government notes the funding of the public debt will be rendered impossible; for the pledges of the government will then be violated and its credit permanently injured.

\* The currency value of the interest upon the bonds deposited as security for circulation is \$17,689,372, as is shown in a table on the next page. If from this amount be deducted ten per cent., \$1,768,937, which is the interest upon that portion of the bonds on which the banks receive no circulation, and the tax upon the circulation issued, \$3,144,680, there will remain \$12,775,755, which is the net amount of currency interest received by the banks upon ninety per cent. of the bonds deposited as security for their circulating notes.

Which is the wiser course—to continue the work of funding the debt, which has so successfully progressed during the present year, thus saving the greater amount of interest named, while adding to the credit of the country, or to attempt, by the repeal of the national-bank act, to save the less amount, and at the loss, as well, of reputation and credit? Is there not danger that attempts to remove an imaginary evil may be followed by the introduction of a real and much greater evil? Success in funding the national debt through the co-operation of two thousand of the principal monetary institutions of the country may be assured, but the effects of the issue of a large amount of irredeemable government currency cannot be foretold.

#### VALUE OF CIRCULATION TO THE NATIONAL BANKS.

The profit to the national banks derived from the issue of circulating notes is not great, as is frequently asserted, being but about  $2\frac{1}{2}$  per cent. more per annum on the capital invested in the bonds pledged to secure the circulation than could be obtained by lending directly the same amount of capital. The table below shows the amount of bonds deposited in the Treasury on November 1, 1878, to secure national bank circulation, their various classes, their currency value, the circulation issuable thereon, and the annual interest upon them:

Class of bonds.	Par value.	Currency value.	Circulation issuable.	Annual gold interest.	Currency value of interest.
Sixes of 1881 .....	\$56,463,450	\$61,072,730	\$50,895,105	\$3,389,007	\$3,397,480
Five-twenties of 1865, 2d series .....	825,700	851,503	743,130	49,542	49,666
Five-twenties of 1865, 3d series, 1867s .....	8,172,100	8,672,641	7,354,890	490,326	491,552
Five-twenties of 1865, 4th series, 1868s .....	1,764,500	1,905,660	1,588,050	105,870	106,135
Ten-forties of 1864 .....	70,688,850	75,195,264	63,619,965	3,534,443	3,543,279
Fives of 1881, funded 1881s .....	125,926,750	132,223,088	113,334,075	6,296,337	6,312,078
Four-and-one-halves of 1891, funded 1891s .....	49,397,250	51,311,393	44,457,525	2,222,876	2,228,433
Fours of 1907, consols of 1907 .....	30,566,300	30,566,300	27,509,670	1,222,652	1,225,709
Pacific Railroad bonds .....	5,584,000	6,735,700	5,025,600	.....	335,040
<b>Total .....</b>	<b>349,408,900</b>	<b>368,534,279</b>	<b>314,468,010</b>	<b>17,311,053</b>	<b>17,689,372</b>

It will be seen that the currency value of the bonds, which represents the amount of capital invested in their purchase, is \$368,534,279. If this amount of capital were placed at interest at eight per cent. per annum, estimated as the average rate of interest obtainable throughout the country, it would produce \$29,482,742. The annual interest on the bonds of the banks amounts, as shown by the table, to \$17,311,053 in gold and \$335,040 in currency, the total currency value of the interest on November 1, 1878 (gold being quoted at the New York stock exchange on that date at one-quarter of one per cent. premium), being \$17,689,372, which is the whole amount received annually by the banks; but as they are required to pay into the Treasury of the United States a tax of one per cent. per annum upon their circulation, which, upon the amount issuable, is \$3,144,680, the net amount of interest received by them is thereby reduced to \$14,544,692. This amount, together with the interest which the banks receive on the amount of their circulation available for use, gives the whole income derived by them from their circulation and the bonds deposited to secure it.

The amount available for use is that issuable (being 90 per cent. of the par value of the bonds pledged), less an amount equal to five per cent. thereof, which the banks are required, by the act of June 20, 1874,

to place with the Treasurer of the United States, as a redemption fund. Therefore, even if the banks could keep loaned out all the time the whole of their circulation available for use, which is in practice an impossibility, they could have free for loaning but \$298,744,610 of the \$314,468,010 issuable upon their bonds; and that amount loaned at the rate named, eight per cent. per annum, would produce \$23,899,569, which, together with the net interest received on the bonds, makes \$38,444,261 as the income derived by the banks from their bonds and circulation, as against \$29,482,742 that would be produced by lending the capital invested in the bonds directly at the same rate of interest. The difference between the two sums, which is \$8,961,519, or 2.43 per cent. on the capital invested, represents the true amount of profit that the banks can, under the most favorable circumstances, receive from their circulation.

To recapitulate:

The interest at 8 per cent. per annum on the loanable amount of circulation, which, as shown above, is \$298,744,610, is.....	\$23, 899, 569
The currency value of the interest on the bonds deposited to secure the circulation is .....	17, 689, 372
Gross amount received by the banks from bonds and loanable circulation..	41, 588, 941
From which deduct one per cent. of the issuable amount of circulation as the tax thereon .....	3, 144, 680
Net income upon the capital employed.....	38, 444, 261
The capital necessary to purchase the bonds pledged by the banks, which, as shown above, is \$368,534,279, loaned at 8 per cent. per annum would produce .....	29, 482, 742
Difference, representing the profit on circulation if the whole amount available for use be loaned continually throughout the year.....	8, 961, 519

Two and forty-three hundredths per cent. on the capital employed (\$368,534,279) is \$8,955,383, which, as shown above, is about the value of circulation to the national banks if they could keep the whole amount of their issues loaned out all the time.

In the above calculation no deduction is made for the costs of the redemption of the bank circulation, which lessens by so much the profits on circulation. The cost of redemption for the fiscal year ending June 30, 1878, was \$317,942.48; for the year ending June 30, 1877, it was \$357,066.10; for the year ending June 30, 1876, \$365,193.31; and for the year ending June 30, 1875, \$290,965.37.

In localities where the annual rate of interest is seven per cent., the value of circulation is about two and sixty-two hundredths per cent. per annum, and where the rate is ten per cent., its value is about two and five-hundredths per cent.

The large margin (\$54,066,269) between the value of the bonds owned by the banks and the circulation issuable thereon, would, in case of disaster, be available as a reserve for the payment of the depositors or other creditors; and this is an additional argument in favor of issuing circulation under the restrictions of the law as now provided.

Another thing that should be considered in estimating the value of circulation is, that the banks held their bonds at a premium, which, though it has been greatly reduced in the past, still appears among their assets for a large amount, and which will disappear when the bonds shall mature and be paid by the United States. The amount of premium appearing as an asset of the banks on October 1, 1878, the date of the last report of their condition, is \$7,134,736.

If all of the bonds of the banks necessary to secure their circulation were converted into four per cent. bonds, the value of circulation, taking the same amounts of bonds and circulation as are used above, would be shown as follows:

Interest on \$298,744,610 of circulation, loaned at 8 per cent. per annum ..	\$23, 899, 569
Currency value of interest on bonds .....	14, 011, 297
<b>Total .....</b>	<b>37, 910, 866</b>
Less tax on circulation .....	3, 144, 680
<b>Total profit on capital employed .....</b>	<b>34, 766, 186</b>
The same capital loaned directly at 8 per cent. per annum would earn...	29, 482, 742
<b>Difference, representing profit on circulation when the whole issue is kept loaned out .....</b>	<b>5, 283, 444</b>
which is 14 <sup>3</sup> / <sub>100</sub> per cent. on the capital employed.	

The average rate of State taxation upon the capital of the national banks is about two per cent. per annum; and if they should go into liquidation, and the owners of the bonds should continue to hold them, the amount of State taxation saved to them would nearly or quite equal the benefit they now derive from circulation.

#### NO SAVING TO THE GOVERNMENT BY THE SUBSTITUTION OF TREASURY FOR NATIONAL-BANK NOTES.

The amount of legal-tender notes outstanding is 346 millions; of national bank notes, 322 millions; making a total of 668 millions. It is not probable that additional legal-tender notes can be constitutionally issued. If, therefore, Treasury notes shall be substituted for the present national-bank notes, it is doubtful if they can be made a legal tender in the payment of all debts. Two kinds of Treasury notes will then be in circulation, one of which will be a full legal tender and the other not, even between national banks, as is now the case with their own notes. The full legal-tender notes will be of greater value than the other class, unless both are alike redeemable in gold at the commercial centers.

The banks hold among their resources 830 millions in bills receivable, and an equally large amount of other assets, a large proportion of which is readily convertible into money. Their deposits and bank balances amount to more than 600 millions, and their circulating notes are promptly redeemed, with but little expense to the holders, through the use of their assets, which represent their capital, surplus, and deposits. If more notes are issued to the banks than are necessary for the requirements of business, they can be easily retired. If a larger amount is desired, they can be readily obtained upon application in the manner provided by law. On the other hand, if the entire circulation of the country is to be issued by the government, its amount must be fixed by Congress, and can be neither increased nor diminished except by its action. The Treasury note represents no business capital, and the volume of the currency will be controlled, not by the demands of business and the wants of the country, but by the views and action of political parties and of Congress.

The government, unlike the banks, does not receive deposits nor loan money, and it must therefore provide for the redemption of its notes from its own resources. If it issues a small amount of currency, the amount of reserve required and the expense of redemption will be small; but if it issues the whole paper currency of the country, it must, when specie payments are reached, maintain a ratio of reserve equal to that of the Bank of England or the Bank of France, which is not less in either case than one-third of the amount of its issues. If the amount of government issues should reach 668 millions, which is the present volume of the currency, a reserve of 223 millions in coin must be kept on

hand. The interest upon this amount of reserve, at the lowest government rate (4 per cent.), would be \$8,920,000. The expense of issuing the notes and the cost of redemption would also be large, and the total cost to the government, including the hazards attending the issue of so large an amount of money, would not probably be less than 10 millions of dollars annually. This amount is but three millions less than that of the net annual interest received by the national banks upon their bonds, and is much greater than the profits derived by them from their entire circulation.

If the amount of Treasury notes should be largely increased, and be subject, as they will, to additional increase by each successive Congress, the ability of the government to redeem them will in time be questioned, and the amount and proportion of reserve required will need to be increased, thus adding materially to the expense attending the issue. If United States Treasury notes are substituted for the national-bank notes and specie payments are resumed, it is evident that the government will save but little, if anything, by the transaction. If not convertible, two kinds of Treasury notes, as before stated, will then be in circulation. The old legal-tender note will be preferred, separate accounts of each kind of notes will be kept, and the difference of exchange, which has practically disappeared under the present system, will again appear in every business transaction.

Nearly all of the United States bonds held by the national banks are, by the explicit terms of the acts under which they were issued, payable, both principal and interest, in coin. These coin-bearing bonds will bear a high premium in the market, in comparison with the new issues of unconvertible Treasury notes. Only three years ago, in 1875, the five and six per cent. bonds of the United States were at a premium of from 15 to 20 per cent. in Treasury notes, which were a full legal tender, and which were limited in the amount of issue. The issue of the new Treasury notes in place of national-bank notes will therefore be attended with an advance in premium upon the bonds of the government held by the banks, in amount not less than from fifty to sixty millions of dollars, and probably exceeding that sum; and if the bonds held by the banks are purchased with the proposed new issue of Treasury notes, this loss of premium must at the outset be borne by the government.

It is believed by the Comptroller that this proposed substitution is impracticable, and that the repeal of the national-bank act will result, not in an additional issue of Treasury notes, but in the restoration of State systems similar to those which were previously in operation. Secretary Chase, in his report for 1861, said that the establishment of the national-bank system would "avoid the evils of a great and sudden change in the currency, by offering inducements to solvent existing institutions to withdraw the circulation issued under State authority, and substitute that provided by the authority of the Union"; and that "through the voluntary action of the existing institutions, ordered by wise legislation, the great transition from a currency heterogeneous, unequal, and unsafe, to one uniform, equal, and safe, may be speedily and almost imperceptibly accomplished."

The national-bank act became a law on February 25, 1863, but the inducements offered by the Secretary were not sufficient to bring about, to any great extent, the conversion of existing State into national associations. Subsequently, on March 3, 1865, an act was passed, which provided "that every national banking association, State bank, or State banking association, shall pay a tax of ten per centum on the amount of notes of any State bank or State banking association paid out by them

after the first day of July, 1866." As soon as it became apparent that this bill, in effect taxing out of existence the State bank notes, would become a law, the State banks of New York, New England, and of other States, surrendered their old charters and entered into the national system; not as a matter of choice, but either because they foresaw that the banks in the national system would, in the future, possess a higher character than that of other similar institutions, or because, having always had the privilege of issuing circulating notes, they desired to retain that privilege.

According to the Comptroller's report for December, 1865, 731 State banks became national associations during the year preceding the report, and of the 1,601 national banks in operation at the close of the year named, 922 were conversions. These banks, however, almost without exception, came into the system reluctantly, but with the expectation of a continuance of their charters for twenty years, as provided in the act. They had conducted a successful business as State associations for many years previous to and during the war. They had loaned gold dollars to the people and received in return the greenback, which purchased the bonds now held as security for their circulating notes; and, therefore, contrary to the existing general belief, they did not realize large profits upon the purchase of these bonds. The restrictions of the act were burdensome and unpopular with the banks. Experience has shown them to be good, and the banks have become habituated to those prohibitions which at first were so objectionable. The strong banks, with their large surplus and deposits and loans, do not ask for a change; but others, comprising a large class, not so favorably located nor so prosperous, would welcome again the condition they once enjoyed of freedom from legal restrictions and official supervision.

The national banks, as a class, are by no means enthusiastic advocates of the national system, as is implied in the assertions of those who proclaim that these banks will form a combination or union for its defense at any hazard. No formidable combination can be organized among them to save the system from repeal. On the contrary, it will be found that large numbers of the banks will quietly acquiesce in such repeal, provided they shall be satisfied that the old State systems are certain to be revived. Bills for the repeal of the act of March 3, 1865, which taxed the State bank circulation out of existence, have been already introduced in Congress, speeches favoring this measure have, during the late canvas, been made by representatives of many States, and resolutions of chambers of commerce in many of the principal Southern cities ask for the repeal of the 10 per cent. prohibition. The national-banking system, with its restrictions and wise provisions, may, under the excitement of an unfounded prejudice, be destroyed, but its destruction will soon be followed by a revival of the old objectionable State systems, with all the evils which formerly accompanied them, and from which they are inseparable.

In New York and Massachusetts, Wisconsin, Minnesota, Iowa, and other States, provisions either of law or of the constitution now exist, which prohibit the issue of circulating notes, unless secured in a manner similar to those issued under the provisions of the national banking system. As a consequence of these laws and constitutional provisions, the bonds now held in the Treasury at Washington will be largely transferred to the capitals of many of the States, the result being that while, contrary to the expectation of many, no great saving of interest to the government will ensue, the circulating notes of State associations, secured and unsecured, will soon fill the places now occupied by the uniform circulation of the national banks. But even if this circulation shall all



be well secured, it will be impossible, under the varying legislation of different States, to secure the issue of a homogeneous currency of equal value throughout the country. Many useful restrictions may be adopted, but it would be hopeless to expect all the States to agree upon a central point of redemption outside of their own respective boundaries, or upon a uniform system of cash reserve, or upon similarity in form of public statements. State lines, as formerly, will bound the field of circulation of many of the Southern and Western issues, while the notes of New York and New England will not only monopolize the field within their own boundaries, but will successfully contest the privilege of circulation in those States remote from the commercial centers, which have no Eastern agency for the redemption of their notes. Eastern communities will suffer comparatively little from the unsound issues of other States, but those which are less favored with capital will, as of old, be the chosen field for the establishment of illegitimate corporations. The cost of exchange, which under the present system has, during the last fifteen years, nearly disappeared, will be again revived. The rate will not, perhaps, be so large as in former times, but yet large enough to be a grievous burden upon the business of the country.

Few persons have a just conception of the many advantages possessed by a homogeneous currency, fully secured, the issue of a single system, redeemable at a common point, and exempt from the discount occasioned by an irregularity of value in different localities. Great pains have been taken to obtain an estimate of the amount of exchange issued annually upon New York by the Western and Southern States. The amount drawn upon New York alone is estimated at nearly three thousand millions of dollars annually; and it will not probably be an exaggeration to say that not less than four thousand millions of dollars are annually drawn in exchange by the West and South upon the East. The amounts drawn upon each other by the banks in the commercial cities and States of the East is also great. In 1859 the average cost of Southern and Western exchange upon New York, was not less than from 1 to 1½ per cent. If this latter rate should be restored, the cost of exchange alone would be sixty millions annually; while if the rate were but one-half of one per cent., which was the current rate in the State of New York in the year 1860, a loss in exchange of twenty millions annually would ensue, to say nothing of the loss upon the issues of banks not properly organized.

The overthrow of the present well-established system, with its abundant capital and reserve, its large surplus, and its wise provisions, will be succeeded, either by two kinds of government notes, one or both at a discount for gold and of unequal current value, or by circulating notes issued under State authority. Either system will be bad. The one will be subject to the changing opinion of each successive Congress, and the other to the independent caprice of the legislatures of forty States.

The proposition is, to save money to the government by placing the principal existing monetary institutions of the country in liquidation at a time when specie payment is assured. There will be no saving to the government, but a loss of millions of dollars annually to the people, which loss will increase yearly with the growth of business and commerce between the different States.

Since 1863 the measure of value has been subject to such frequent changes that business men, no matter how careful their calculations or prudent their arrangements, have been continually deceived by the false regulator which measures every transaction. If any single day is selected, for the purpose of comparison, from the business days of each

of the last sixteen years, the measure of value will be found to have been as variable as the thermometer. This will be clearly seen in the following table, which gives the value, in standard gold coin, of the legal-tender paper dollar on July 1 of each year from 1864 to 1878, and also its value on November 18 of the present year:

1864.	1865.	1866.	1867.	1868.	1869.	1870.	1871.	1872.	1873.	1874.	1875.	1876.	1877.	1878.	1878.
<i>Ots.</i> 38. 7	<i>Ots.</i> 70. 4	<i>Ots.</i> 66. 0	<i>Ots.</i> 71. 7	<i>Ots.</i> 70. 1	<i>Ots.</i> 73. 5	<i>Ots.</i> 85. 6	<i>Ots.</i> 89. 0	<i>Ots.</i> 87. 5	<i>Ots.</i> 86. 4	<i>Ots.</i> 91. 0	<i>Ots.</i> 87. 2	<i>Ots.</i> 89. 2	<i>Ots.</i> 94. 5	<i>Ots.</i> 99. 4	<i>Ots.</i> 99. 8

In 1864 the value both of the Treasury note and the national-bank note was less than thirty-nine cents to the dollar. They are now alike worth ninety-nine and eighty-seven one-hundredths cents. It is within the province of the present Congress to discountenance henceforth in this country the use of a false and fluctuating measure of value, and to insure in its stead the use of a measure which is everywhere recognized as honest and true. The business interests of this country demand a permanent system of finance, free from the influence of political parties and from the ever-varying opinions of legislative bodies.

President Lincoln, in his annual message to Congress of December 1, 1862, said :

The condition of the finances will claim your most diligent consideration. The vast expenditures incident to the military and naval operations required for the suppression of the rebellion, have hitherto been met with promptitude, and certainty, unusual in similar circumstances; and the public credit has been fully maintained. The continuance of the war, however, and the increased disbursements made necessary by the augmented forces now in the field, demand your best reflections as to the best modes of providing the necessary revenue, without injury to business, and with the least possible burdens upon labor.

The suspension of specie payments by the banks, soon after the commencement of your last session, made large issues of United States notes unavoidable. In no other way could the payment of the troops, and the satisfaction of other just demands, be so economically, or so well provided for. The judicious legislation of Congress, securing the receivability of these notes for loans and internal duties, and making them a legal tender for other debts, has made them an universal currency; and has satisfied, partially, at least and for the time, the long-felt want of an uniform circulating medium, saving thereby to the people, immense sums in discounts and exchanges.

A return to specie payments, however, at the earliest period compatible with due regard to all interests concerned, should ever be kept in view. Fluctuations in the value of currency are always injurious, and to reduce these fluctuations to the lowest possible point will always be a leading purpose in wise legislation. Convertibility, prompt and certain convertibility into coin, is generally acknowledged to be the best and surest safeguard against them; and it is extremely doubtful whether a circulation of United States notes, payable in coin, and sufficiently large for the wants of the people, can be permanently, usefully, and safely maintained.

Is there, then, any other mode in which the necessary provision for the public wants can be made, and the great advantages of a safe and uniform currency secured? I know of none which promises so certain results, and is, at the same time, so unobjectionable as the organization of banking associations, under a general act of Congress, well guarded in its provisions. To such associations the government might furnish circulating notes, on the security of United States bonds deposited in the Treasury.

These notes, prepared under the supervision of proper officers, being uniform in appearance and security, and convertible always into coin, would at once protect labor against the evils of a vicious currency, and facilitate commerce by cheap and safe exchanges. A moderate reservation from the interest on the bonds would compensate the United States for the preparation and distribution of the notes, and a general supervision of the system, and would lighten the burden of that part of the public debt employed as securities. The public credit, moreover, would be greatly improved, and the negotiation of new loans greatly facilitated by the steady market demand for government bonds which the adoption of the proposed system would create.

It is an additional recommendation of the measure, of considerable weight, in my judgment, that it would reconcile, as far as possible, all existing interests, by the oppor-

tunity offered to existing institutions to reorganize under the act, substituting only the secured uniform national circulation for the local and various circulation, secured and unsecured, now issued by them.

In his annual message of December 8, 1863, he refers to the same subject as follows:

The operations of the Treasury during the last year have been successfully conducted. The enactment by Congress of a national-banking law has proved a valuable support of the public credit; and the general legislation in relation to loans has fully answered the expectations of its favorers. Some amendments may be required to perfect existing laws; but no change in their principles or general scope is believed to be needed. Since these measures have been in operation, all demands on the Treasury, including the pay of the army and navy, have been promptly met and fully satisfied. No considerable body of troops, it is believed, were ever more amply provided, and more liberally and punctually paid; and it may be added that by no people were the burdens incident to a great war ever more cheerfully borne.

In his message of December 6, 1864, he again refers to the subject, and says:

The national-banking system is proving to be acceptable to capitalists and to the people. On the twenty-fifth day of November five hundred and eighty-four national banks had been organized, a considerable number of which were conversions from State banks. Changes from State systems to the national system are rapidly taking place, and it is hoped that, very soon, there will be in the United States no banks of issue not authorized by Congress, and no bank-note circulation not secured by the government. That the government and the people will derive great benefit from this change in the banking systems of the country can hardly be questioned. The national system will create a reliable and permanent influence in support of the national credit, and protect the people against losses in the use of paper money. Whether or not any further legislation is advisable for the suppression of State bank issues, it will be for Congress to determine. It seems quite clear that the Treasury cannot be satisfactorily conducted unless the government can exercise a restraining power over the bank-note circulation of the country.

More than a year before the passage of the national-bank act, Secretary Chase, in referring to the proposed system, said:

Its principal features are, first, a circulation of notes bearing a common impression and authenticated by a common authority; second, the redemption of these notes by the associations and institutions to which they may be delivered for issue; and, third, the security of that redemption by the pledge of United States stocks and an adequate provision of specie. In this plan the people, in their ordinary business, would find the advantages of uniformity in currency; of uniformity in security; of effectual safeguard, if effectual safeguard is possible, against depreciation; and of protection from losses in discounts and exchanges; while in the operations of the government the people would find the further advantage of a large demand for government securities, of increased facilities for obtaining the loans required by the war, and of some alleviation of the burdens on industry, through a diminution in the rate of interest or a participation in the profit of circulation, without risking the perils of a great money monopoly. A further and important advantage to the people may be reasonably expected in the increased security of the Union, springing from the common interest in its preservation, created by the distribution of its stocks to associations throughout the country as the basis of their circulation.

The Secretary entertains the opinion that if a credit circulation in any form be desirable it is most desirable in this. The notes thus issued and secured would, in his judgment, form the safest currency which this country has ever enjoyed, while their receivability for all government dues, except customs, would make them, wherever payable, of equal value as a currency in every part of the Union. The large amount of specie now in the United States would easily support payments of duties in coin, while these payments and ordinary demands will aid in retaining this specie in the country as a solid basis, both of circulation and loans.

The whole circulation of the country, except a limited amount of foreign coin, would, after the lapse of two or three years, bear the impress of the nation, whether in coin or notes; while the amount of the latter, always easily ascertainable and, of course, always generally known, would not be likely to be increased beyond the real wants of business. He expresses an opinion in favor of this plan with the greater confidence, because it has the advantage of recommendation from experience. It is not an untried theory. In the State of New York, and in one or more of the other States, it has been subjected in its most essential parts to the test of experiment, and has been found practicable and useful. The probabilities of success will not be diminished but increased by its adoption under national sanction and for the whole country.

These anticipations have been realized. The national banks have held, almost continually, nearly one-fifth of the bonds of the United States, thus increasing the value of these bonds and the credit of the government, so that, when recently returned to us in large amounts from abroad, they could be taken at home without depreciation, and they have also furnished a currency both safe and uniform. If the banks have received a profit from their circulation, the discounts and exchanges and the rates of interest in most of the States have been reduced, and the people have thus participated in that profit. Their notes are of equal value in every part of the Union, and the whole circulation of the country, both paper and coin, bears the impress of the nation. The amount of coin held by the country is now much larger than then estimated, the amount held by the Treasury Department being 160 millions, and the total coin and bullion in the country being estimated by the Director of the Mint at more than 358 millions. This amount is constantly increasing, and it is to-day "a solid basis" for circulation. Congress has fixed the day for the restoration of the specie standard, and the legislation needed is that which will not overthrow but co-operate with the present well-managed monetary institutions of the country in accomplishing this result. When this is done the present banking system, if then thought desirable, may be modified without danger to the credit or the business and commercial interests of this great nation.

## RESUMPTION AND RESERVE.

The law provides that banks in New York City shall hold a cash reserve of 25 per cent. upon their deposits, and that banks in the other principal cities shall hold an equal ratio of reserve, one-half of which must be in bank, while the remainder may be on deposit in New York. All other banks must hold a reserve of 15 per centum upon deposits, two-fifths of which must be on hand in lawful money, and the remainder may be on deposit with banks in the reserve cities. The amount of reserve held on the first day of October last was greater than that required by law, as may be seen by reference to the following table:

Cities.	No. of banks.	Circulation.	Net deposits.	Legal-tender funds.	Due from reserve agents.	Total reserve funds.	Ratio of legal-tender funds to—		Ratio of reserve funds to circulation and deposits.
							Circulation.	Deposits.	
		<i>millions</i>	<i>millions</i>	<i>millions</i>	<i>millions</i>	<i>millions</i>	<i>per cent.</i>	<i>per cent.</i>	<i>per cent.</i>
New York .....	47	20.03	189.79	50.92	.....	50.92	254.3	26.8	24.3
Boston .....	54	25.89	63.71	10.54	9.77	20.31	40.7	16.5	22.7
Albany .....	7	1.60	7.57	1.14	1.68	2.82	71.0	15.0	30.7
Philadelphia .....	31	11.73	43.19	10.55	4.83	15.38	89.1	24.4	28.0
Pittsburgh .....	22	5.72	11.82	2.76	1.71	4.47	48.4	23.4	25.5
Baltimore .....	14	5.36	13.04	2.74	1.78	4.52	51.1	21.0	24.6
Washington .....	6	0.80	1.73	0.36	0.30	0.66	44.9	20.8	26.0
New Orleans .....	7	1.38	5.00	1.44	0.35	1.79	104.0	28.8	28.1
Louisville .....	8	2.34	3.42	0.63	0.35	0.98	26.8	18.4	17.0
Cincinnati .....	6	3.10	8.12	2.04	1.08	3.12	65.7	25.1	27.8
Cleveland .....	6	1.87	5.45	1.39	1.67	3.06	74.4	25.5	41.9
Chicago .....	9	0.47	21.63	5.18	3.03	8.21	1106.0	24.0	37.1
Detroit .....	4	1.16	4.53	0.96	1.34	2.30	82.6	21.1	40.3
Milwaukee .....	3	0.20	2.53	0.37	0.38	0.75	183.1	14.7	27.4
Saint Louis .....	5	0.35	6.07	1.04	0.74	1.78	295.6	17.2	27.7
San Francisco .....	2	0.67	1.43	0.87	0.05	0.92	129.8	60.7	43.8
Totals .....	231	82.67	389.05	92.93	29.06	121.99	112.4	23.9	25.9
Other banks .....	1,822	219.22	288.30	50.02	56.02	106.04	22.8	17.4	20.9
Aggregates ..	2,053	301.89	677.33	142.95	85.08	228.03	47.3	21.1	23.3

The amount of legal tender funds held by the banks in New York City on October 1 was \$50,921,576, which was 26.8 per cent. upon their deposits and 24.3 per cent. upon circulation and deposits. The amount held by the banks in the principal cities, including New York, was \$92,934,123, or 112.4 per cent. upon their circulation, and 23.9 per cent. upon their deposits; and the total cash reserve of all the national banks was \$142,955,718, or 47.3 per cent. of the total outstanding circulation of the banks then in operation, and 21.1 per cent. of their deposits. This reserve consisted of \$30,688,606 of specie, \$97,061,571 of legal-tender notes, and \$15,205,541 deposited in the Treasury for the redemption of circulating notes. It is evident that the banks are well prepared to redeem their circulating notes in legal-tender notes, in accordance with law. The national and State banks in New York City and in Boston have already signified their intention to co-operate with the Treasury Department in the resumption of specie payments, which takes place on the 1st day of January next, as provided by law, as may be seen from the late action of the Clearing House Association of that city, which will be found upon another page. It is for the interest not only of the banks with their large assets, but also of the depositors of more than 800 millions of dollars in savings banks, as well as depositors in other banks, to encourage resumption and permanently fix the coin value of their deposits. The legal-tender note will then become a coin certificate payable on demand at the office of the Assistant Treasurer of New York, and will be more convenient and desirable for general use than coin itself.

The Treasury department owns 140 millions of coin, which is equal to more than forty per cent. of the entire issues of the legal-tender notes, and is available for their redemption, while the banks hold nearly one-third of the legal-tender notes. If, therefore, the banks of the country co-operate with the Treasury, it is impossible that resumption shall fail. But even if this co-operation should not be universal, it could not affect the ultimate result; for if any considerable portion of the legal-tender notes be exchanged for coin at the Treasury and withdrawn from use, the notes will become scarce and the coin be forced into circulation to supply the requirements of business and fill the gap. The coin will soon thereafter be returned to the Treasury in payment of customs duties and internal-revenue taxes, and offered in exchange for the greenback coin-certificates, which will be more generally acceptable to the people, for the same reason that the notes of the Bank of England and of the Bank of France are now preferred to coin.

But while it is conceded that both the Treasury and the banks can readily redeem their circulating notes, it is said that it will not be possible for the banks to provide for their deposits. In answer to this statement the Comptroller repeats what has been previously said by him:

Those who take this view proceed on the assumption that the banks will be called upon to pay their deposits in specie. This was not true during any former period of specie payment, and is less likely to be true under the national banking system than it was under any previous system of banking. The banks in this country, from their first organization, have, in times of resumption as well as of suspension, received from their dealers current bank-notes and have paid out the same. This is true to-day in England, Scotland, Germany, and France, in all of which countries the bank-note is preferred, as a rule, to either gold or silver. Only a small portion of the bank circulation of the country, at any period prior to 1863, was either safe or convertible; yet even this circulation, poor as it was, was freely received by the banks outside of the commercial cities, and was paid out by them to their depositors, so closely identified were the interests of the one with the other. The notes which were returned from the commercial centers for redemption were readily paid out and circulated at home, and

the demand for specie, wherever it existed, was almost entirely owing either to an excess of currency or to a want of confidence in the institutions which issued it.

The people throughout the country now know that the national-bank notes are safe, and that if these notes are not paid at the counters of the banks which issued them they will be paid at the Treasury Department in lawful money, and that the securities held for their redemption are amply sufficient for that purpose. No reason therefore exists why the people, who, in the last fourteen years, have not lost one dollar through the use of bank-notes, should decline to receive such notes in payment of their deposits. These notes are not only guaranteed by the government, but they are received by it in payment of all taxes and other dues except duties on imports, and are disbursed by it in payment of all demands except interest on the public debt, and in the redemption of national-bank notes.

The national banks hold eight hundred and eighty millions of loans made to the people, and each bank is required, by section 5196 of the Revised Statutes, "to take and receive at par, for any debt or liability to it, any and all notes or bills issued by any lawfully-organized national banking association." There are, therefore, eight hundred and eighty millions of liabilities of the people due to the national banks—a sum largely exceeding the whole amount of deposits—which may be paid in the notes of any or all of the national banks in the country. The national-bank notes are therefore very different in character from the heterogeneous bank-notes formerly issued by authority of the several States. Moreover, the deposits of the banks are largely owned by their own shareholders and by their borrowers; and surely business men, who look to the banks for accommodations, and stockholders, whose profits depend upon their successful management, will be the last to conspire to injure their credit.

Deposits consist chiefly of bank-credits, are derived largely from the discount of commercial paper, and are paid mainly by transfers upon the books—not with either coin or currency. Throughout the country all large payments are made, not with money, but with checks. In the principal cities these payments are accomplished through the operations of clearing-houses. During the last twenty-four years the exchanges of the New York clearing-house were 454 thousand millions, while the balances paid in money were less than 19 thousand millions. The average daily exchanges during this whole period were more than sixty-one millions, while the average daily balances paid in money were but two and one-half millions, or but four and one-fifth cents upon the dollar, as will be seen by a table on another page.

Immediately after resumption in England, in 1821, there was but little demand for gold, and the same was true in France after resumption by the Bank of France in 1850, and in this country in 1838 and 1858. The Bank of France is at present in a state of suspension,\* but its notes are preferred by the public to specie, and the bank has found it difficult to reduce the volume of its circulating notes in exchange for coin. All thought of demanding actual payment in specie will vanish as soon as resumption is assured, and those timid bankers who fear that coin will be demanded for every dollar of their deposits can reassure themselves by an agreement with their dealers that their deposits shall be payable, as at the present time, "in current funds," which will then consist of legal-tender notes and the notes of specie-paying banks.

#### RECENT ACTION OF THE NEW YORK CLEARING-HOUSE IN REFERENCE TO RESUMPTION—ITS EXCHANGES SINCE ORGANIZATION.

The New York Clearing-House Association, which is composed of forty-five national and thirteen State banks, has, during the present month, consummated an arrangement with this department greatly facilitating the payment of drafts and checks which constantly pass between the office of the assistant treasurer and the banks. The basis of this arrangement is as follows:

First. Hereafter, drafts drawn upon any bank represented in the Clearing-House Association in the city of New York, received by the assistant treasurer in that city, may be presented to such bank at the clearing-house for payment.

Second. Hereafter, drafts drawn upon the assistant treasurer at New York may be adjusted by him at the clearing-house, and the balance due from the United States may be paid at his office in United States notes or clearing-house certificates.

\* Since this was written the Bank of France has resumed, and there has been no special demand for coin, the transition having taken place almost imperceptibly.

Third. After the 1st of January next payment of checks presented to the assistant treasurer by any bank connected with the clearing-house may be made by him in United States notes.

The Association subsequently adopted a report, and the following propositions for the guidance of the banks in the transaction of business after the first day of January, 1879, which propositions have also since been adopted by the Clearing-House in Boston:

1. Decline receiving gold coins as "special deposits," but accept and treat them only as "lawful money."
2. Abolish special exchanges of gold checks at the clearing-house.
3. Pay and receive balances between banks at clearing house either in gold or United States legal tender.
4. Receive silver dollars upon deposit only under special contract to withdraw the same in kind.
5. Prohibit payments of balances at clearing-house in silver certificates or in silver dollars, excepting as subsidiary coin in small sums (say under \$10).
6. Discontinue gold special accounts by notice to dealers to terminate them on 1st January next.

The following is an extract from the report referred to:

There are diverse views honestly entertained respecting the relative merits and powers of circulating notes, of banks or of government, as to which will best promote the public interests and meet the requirements of the people. Avoiding all discussion of this subject as not pertinent to the immediate occasion, let us accept the situation as it now exists, and as it will continue until after the day of resumption, and remit all such questions to the test of future experience.

At present there is a marked distinction made in the daily transactions of banks between their deposits of gold and their deposits of currency, by treating the former as a special fund, payable in kind. It must be evident that if this discrimination continues to be made after resumption, it will prolong the idea of the inferiority of circulating notes after they have been declared to be restored to an equality with gold by becoming interchangeable, and will therefore falsify the proclamation of the government. It will not only be a practical denial by the banks of the sincere purpose of the government to maintain its resolution, but, by affording protection and facility to those who draw coin from the Treasury, will place the moral force and power of the banks in direct opposition to the effort of government.

Specie payments will not have been truly accomplished until all distinctions in the use of gold coin and currency as money are obliterated in ordinary commercial transactions.

To make resumption effective, the banks must cordially co-operate by practically treating lawful currency and gold coin as equivalent in value, as they did before the war, declining to receive all deposits of gold as subject to special contract as hitherto, and accepting it only as lawful money. They should also abolish all existing arrangements in which gold coin is preferred, by giving notice that they will expire on the 1st January next, the day of resumption, and terminate all special gold exchanges at the clearing-house.

If the government, also, forbearing all further legislation upon the subject, will discontinue the issue of gold-certificates at the Treasury, and regard gold coin as practically the equivalent of lawful money in all its disbursements, the distinction which has so long existed between coin and currency will rapidly fade away, and natural law will reassert its beneficent dominion over our financial affairs. Resumption of the coin standard being assured, it is entirely safe to leave the circulating notes to find their true place, as their constitutional merits and the demands of trade and the public interest may naturally determine. But resumption of the coin standard can be successfully reached only by the fearless disbursement of gold both by banks and government, and by such unreserved and confident action as will manifest to the public that they are working harmoniously together, and feel the utmost assurance of its practicability and permanence.

The exchanges at the clearing-house in New York City for the year ending October 1, 1878, were nearly twenty thousand millions, and the balances paid in money were about nine hundred and fifty millions. The average daily exchanges were about sixty-five millions, and the average daily balances paid in money were but about three and one-tenth millions, or only 4.8 per cent. of the amount of the settlements.

The New York clearing-house was organized in 1853, and the following table exhibits its transactions, and the amount and ratio of currency

required for the payment of daily balances, yearly, for the last twenty-five years:

Years.	No. of banks.	*Capital.	Exchanges.	Balances paid in money.	Average daily exchanges.	Average daily balances paid in money.	Ratios.
1854.....	50	\$47,044,900	\$5,750,455,987	\$297,411,494	\$19,104,505	\$988,078	Pr. ct. 5.2
1855.....	48	48,884,180	5,362,912,098	289,694,137	17,412,052	940,565	5.4
1856.....	50	52,883,700	6,906,213,328	334,714,489	22,278,108	1,079,724	4.8
1857.....	50	64,420,200	8,333,226,718	365,313,902	26,968,371	1,182,246	4.4
1858.....	46	67,146,018	4,756,664,386	314,238,911	15,393,736	1,016,954	6.6
1859.....	47	67,921,714	6,448,005,956	363,984,683	20,867,333	1,177,944	5.6
1860.....	50	69,907,435	7,231,143,057	380,693,438	23,401,757	1,232,018	5.3
1861.....	50	68,900,605	5,915,742,758	353,383,944	19,269,520	1,151,088	6.0
1862.....	50	68,375,820	6,871,443,591	415,530,331	22,237,682	1,344,758	6.0
1863.....	50	68,972,508	14,867,597,849	677,626,483	48,428,658	2,207,252	4.6
1864.....	49	68,586,763	24,097,196,656	885,719,205	77,984,455	2,866,405	3.7
1865.....	55	80,363,013	26,032,384,342	1,035,765,108	84,796,040	3,373,828	4.0
1866.....	58	82,370,200	28,717,146,914	1,066,135,106	93,541,195	3,472,753	3.7
1867.....	58	81,770,200	28,675,159,472	1,144,963,511	93,101,167	3,717,414	4.0
1868.....	59	82,270,200	28,484,288,637	1,125,455,237	92,182,164	3,642,250	4.0
1869.....	59	82,720,200	37,407,028,987	1,120,318,308	121,451,393	3,637,397	3.0
1870.....	61	83,620,200	27,804,539,406	1,036,484,822	90,274,479	3,365,210	3.7
1871.....	62	84,420,200	29,300,986,682	1,209,721,029	95,139,074	3,927,666	4.1
1872.....	61	84,420,200	32,636,997,404	1,213,293,827	103,964,277	3,939,266	3.7
1873.....	59	83,370,200	33,972,773,943	1,152,372,108	111,022,137	3,765,922	3.4
1874.....	59	81,685,200	23,850,681,968	971,231,281	88,139,484	3,173,958	4.7
1875.....	59	80,435,200	23,042,276,858	1,104,346,845	75,301,558	3,608,977	4.8
1876.....	59	81,731,200	19,874,815,361	1,009,532,037	64,738,812	3,288,381	5.1
1877.....	58	71,085,200	20,876,555,937	1,015,256,483	68,447,724	3,328,710	4.9
1878.....	57	63,611,500	19,922,733,947	951,970,454	65,106,974	3,111,015	4.8
		†72,674,670	†474,138,972,237	†19,835,157,113	†61,705,866	†2,581,591	4.2

NATIONAL-BANK AND LEGAL-TENDER NOTES, BY DENOMINATIONS.

The subjoined table exhibits, by denominations, the amount of national-bank and legal-tender notes outstanding on November 1, 1878:

Denominations.	Amount of national - bank notes.	Amount of legal-tenders.	Total.
Ones.....	\$4,284,219	\$20,368,531	\$24,652,750
Twos.....	2,582,146	20,332,920	22,915,066
Fives.....	92,539,275	55,576,740	148,116,015
Tens.....	102,981,440	65,926,631	168,908,071
Twentyies.....	68,219,780	63,565,929	131,785,709
Fifties.....	20,967,800	26,691,195	47,658,995
One-hundreds.....	27,104,400	31,227,070	58,331,470
Five-hundreds.....	657,500	30,501,500	31,159,000
Thousands.....	304,000	33,490,500	33,794,500
Add for fractions of notes not presented or destroyed.....	11,561	.....	11,561
Totals.....	319,652,121	347,681,016	667,333,137
Deduct for legal-tenders destroyed in Chicago fire.....	.....	1,000,000	1,000,000
Balances.....	319,652,121	346,681,016	666,333,137

Section 5175 of the Revised Statutes provides "that not more than one-sixth part of the notes furnished to any association shall be of a less denomination than five dollars, and that after specie payments are resumed, no association shall be furnished with notes of a less denomination than five dollars." In view of this provision, the printing of one and two dollar notes was discontinued on November 1 last, and it is not expected that any notes of these denominations will be issued after the close of the present year. Section 5182 of the Revised Statutes requires that the circulating notes of national banks shall be "signed by the president or

\* The capital stock is stated at various dates, the amount at a uniform date in each year not being obtainable.  
 † Yearly averages for twenty-five years. ‡ Totals for twenty-five years.



vice-president and cashier thereof." The written signature of at least one bank officer is necessary, as a check between this office and the issuing bank; for, if the question of an overissue of notes should arise, the signature of such officer would be a means of determining the genuineness of the note. A number of banks, however, issue their notes with printed signatures, and in some cases with lithographic ones, which are frequently so badly executed as to excite suspicion as to the genuineness of the notes. The Comptroller, in his last report, recommended an amendment of section 5182 of the Revised Statutes, imposing a penalty of twenty dollars for every note issued by a national bank without the written signature of at least one of the officers of the bank, which recommendation is now renewed.

PUBLIC DEBT AT ITS MAXIMUM—CURRENCY AND ITS COIN VALUE.

The public debt reached its maximum on August 31, 1865, when it amounted to \$2,845,907,626, composed as follows:

Funded debt.....	\$1,109,568,192
Matured debt.....	1,503,020
Temporary loans.....	107,148,713
Certificates of debt.....	85,093,000
Five per cent. legal-tender notes.....	33,954,230
Compound-interest legal-tender notes.....	217,024,160
Seven-thirty notes.....	830,000,000
United States notes, (legal-tenders).....	433,160,569
Fractional currency.....	26,344,742
Suspended requisitions uncalled for.....	2,111,000
Total.....	2,845,907,626

Of these obligations \$684,138,959 were a legal tender in the payment of all debts, public and private, except customs duties and interest on the public debt.

The amount of legal-tender notes, demand notes, fractional currency, and national-bank notes, outstanding on August 31, 1865, and annually thereafter, from January 1, 1866, to January 1, 1878, and the amounts outstanding November 1, 1878, are shown by the following table, together with the currency price of gold and the gold price of currency at each date:

Date.	United States issues.			Notes of national banks, including gold notes.	Aggregate.	Currency price of \$100 gold.	Gold price of \$100 currency.
	Legal-tender notes.	Old demand notes.	Fractional currency.				
Aug. 31, 1865	\$432,757,604	\$402,965	\$26,344,742	\$176,213,955	\$635,719,266	\$144 25	\$69 32
Jan. 1, 1866	425,839,319	392,070	26,000,420	298,588,419	750,820,228	144 50	69 20
Jan. 1, 1867	380,276,160	221,682	28,732,812	299,846,206	709,076,860	133 00	75 18
Jan. 1, 1868	359,000,000	159,127	31,597,583	299,747,569	687,504,279	133 25	75 04
Jan. 1, 1869	355,892,975	128,098	34,215,715	299,629,322	689,866,110	135 00	74 37
Jan. 1, 1870	356,000,000	113,098	39,762,664	299,904,029	695,779,791	129 00	83 33
Jan. 1, 1871	356,000,000	101,086	39,995,089	306,307,672	702,403,847	110 75	90 22
Jan. 1, 1872	357,500,000	92,801	40,767,877	328,465,431	726,826,169	109 50	91 32
Jan. 1, 1873	358,557,907	84,387	45,722,061	344,582,812	748,947,167	112 00	89 28
Jan. 1, 1874	378,401,702	79,637	48,544,792	350,848,236	777,874,367	110 25	90 70
Jan. 1, 1875	382,000,000	72,317	46,390,598	354,128,256	782,591,165	112 50	88 89
Jan. 1, 1876	371,827,220	69,642	44,147,072	346,479,756	762,523,690	112 75	88 69
Jan. 1, 1877	366,055,084	65,462	26,348,206	321,595,606	714,064,358	107 00	93 46
Jan. 1, 1878	349,943,776	63,532	17,764,109	321,672,505	689,443,922	102 87	97 21
Nov. 1, 1878	346,681,016	62,065	16,211,193	322,460,715	685,414,989	100 25	99 75

NATIONAL-BANK CIRCULATION.

The following table exhibits by States and geographical divisions the number of banks organized and in operation, with their capital, bonds

on deposit, and circulation issued, redeemed, and outstanding on the 1st day of November, 1878:

States and Territories.	Banks.			Capital.	Bonds.	Circulation.		
	Organized.	Inliqui- dation.	In oper- ation.	Capital paid in.	Bonds on deposit.	Issued.	Redeemed.	Outstand- ing.
Maine .....	74	2	72	\$10,660,000	\$9,628,250	\$20,538,580	\$11,738,656	\$8,799,924
New Hampshire .....	47	1	46	5,740,000	5,769,000	12,118,075	6,923,328	5,194,747
Vermont .....	50	3	47	8,533,000	7,662,500	18,979,600	11,627,166	7,352,434
Massachusetts .....	242	5	237	95,407,000	72,221,950	166,473,645	102,777,080	63,696,565
Rhode Island .....	62	1	61	20,009,800	14,254,400	35,026,715	21,976,505	13,050,215
Connecticut .....	86	4	82	25,504,620	20,323,700	47,555,410	29,564,017	17,991,393
<b>Totals, East- ern States ..</b>	<b>561</b>	<b>16</b>	<b>545</b>	<b>165,854,420</b>	<b>129,857,800</b>	<b>300,692,025</b>	<b>184,006,752</b>	<b>116,085,273</b>
New York .....	340	60	280	90,689,691	55,766,300	169,862,715	118,990,888	50,871,827
New Jersey .....	71	2	69	13,858,350	12,626,350	29,531,520	18,172,195	11,359,325
Pennsylvania .....	257	22	235	55,909,840	46,677,650	109,208,135	69,960,830	42,247,305
Delaware .....	14	.....	14	1,763,985	1,549,200	3,432,065	2,000,005	1,432,060
Maryland .....	34	2	32	12,865,010	7,821,000	22,314,450	14,614,276	7,700,174
<b>Totals, Middle States .....</b>	<b>716</b>	<b>86</b>	<b>630</b>	<b>175,086,876</b>	<b>124,440,500</b>	<b>334,349,485</b>	<b>220,738,794</b>	<b>113,610,691</b>
Dist. of Col .....	11	4	7	1,507,000	1,155,000	3,549,000	2,459,001	1,090,599
Virginia .....	29	11	18	3,285,000	2,529,850	7,226,270	4,865,578	2,360,692
West Virginia .....	20	5	15	1,756,000	1,458,000	4,941,430	3,593,022	1,549,408
North Carolina .....	15	.....	12	2,551,000	1,764,000	3,986,200	2,272,720	1,713,480
South Carolina .....	12	.....	12	2,851,100	1,490,000	3,550,325	2,230,960	1,349,365
Georgia .....	17	5	12	2,041,000	1,925,000	4,817,790	2,691,981	1,926,409
Florida .....	2	1	1	50,000	50,000	59,500	15,700	43,800
Alabama .....	11	1	10	1,658,000	1,621,000	2,990,130	1,511,142	1,478,988
Mississippi .....	2	2	.....	.....	.....	66,000	65,889	611
Louisiana .....	11	4	7	3,475,000	1,820,000	6,557,760	4,533,224	2,024,536
Texas .....	12	1	11	1,100,000	680,000	1,686,420	1,149,415	537,005
Arkansas .....	3	1	2	205,000	205,000	531,900	280,307	251,593
Kentucky .....	55	7	48	9,936,500	8,546,350	18,039,495	9,612,155	8,227,340
Tennessee .....	32	7	25	3,080,300	2,754,500	6,400,280	3,632,947	2,567,353
Missouri .....	43	21	22	7,175,000	2,000,000	10,947,375	8,002,943	2,944,432
<b>Totals, South- ern States ..</b>	<b>275</b>	<b>70</b>	<b>205</b>	<b>40,670,900</b>	<b>27,998,700</b>	<b>75,380,475</b>	<b>47,915,884</b>	<b>27,464,591</b>
Ohio .....	196	34	162	26,986,900	23,157,250	56,231,270	34,845,147	21,386,123
Indiana .....	115	21	94	15,026,530	12,918,500	34,542,755	22,144,156	12,398,599
Illinois .....	165	26	139	17,194,600	9,988,500	33,574,905	23,659,077	9,915,228
Michigan .....	90	11	79	9,514,500	6,275,750	16,253,190	10,255,860	5,997,330
Wisconsin .....	56	18	38	3,315,000	2,094,500	7,165,660	4,678,370	2,287,290
Iowa .....	99	23	76	5,927,000	4,557,000	12,427,740	8,038,221	4,389,519
Minnesota .....	39	8	31	4,968,700	2,679,400	7,124,660	4,502,396	2,622,264
Kansas .....	27	16	11	800,000	740,000	2,813,680	1,891,161	922,519
Nebraska .....	12	2	10	1,000,000	844,000	1,853,340	1,112,106	741,234
<b>Totals, West- ern States ..</b>	<b>799</b>	<b>159</b>	<b>640</b>	<b>84,733,230</b>	<b>63,254,900</b>	<b>171,987,200</b>	<b>111,327,094</b>	<b>60,660,106</b>
Nevada .....	1	1	.....	.....	.....	131,700	128,587	3,113
Oregon .....	1	.....	1	250,000	250,000	487,000	263,100	223,900
Colorado .....	18	5	13	1,235,000	823,000	1,611,920	868,639	743,281
Utah .....	4	3	1	200,000	50,000	614,930	545,874	69,056
Idaho .....	1	.....	1	100,000	100,000	197,740	115,739	82,001
Montana .....	6	3	3	350,000	280,000	544,420	297,871	246,549
Wyoming .....	2	.....	2	125,000	60,000	116,360	62,360	54,000
New Mexico .....	2	.....	2	300,000	300,000	591,070	325,510	265,560
Dakota .....	3	.....	3	175,000	110,000	155,530	56,530	99,006
Washington .....	1	.....	1	150,000	50,000	45,000	.....	45,000
<b>Totals, Pacific States and Territories ..</b>	<b>39</b>	<b>12</b>	<b>27</b>	<b>2,885,000</b>	<b>2,023,000</b>	<b>4,495,670</b>	<b>2,664,210</b>	<b>1,831,460</b>
Due for mutil- ated notes re- tired .....	.....	.....	.....	.....	.....	.....	.....	1,339,674
<b>Grand totals..</b>	<b>2,390</b>	<b>343</b>	<b>2,046</b>	<b>469,230,426</b>	<b>347,574,900</b>	<b>886,904,855</b>	<b>567,252,734</b>	<b>320,991,795</b>
Add gold banks .....	10	1	9	4,300,000	1,834,000	3,051,220	1,582,300	1,468,920
<b>Totals for all banks .....</b>	<b>2,400</b>	<b>344</b>	<b>2,056</b>	<b>473,530,426</b>	<b>349,408,900</b>	<b>889,956,075</b>	<b>568,835,034</b>	<b>322,460,715</b>

The act of February 25, 1863, and the subsequent act of June 3, 1864, authorized the issue of 300 millions of dollars of national-bank circulation, which was increased by the act of July 12, 1870, to 354 millions. The act of June 20, 1874, authorized any national bank desiring to withdraw its circulating notes, in whole or in part, to deposit lawful money with the Treasurer of the United States, in sums of not less than \$9,000, and to withdraw a proportionate amount of the bonds held as security for such notes; and the act of January 14, 1875, repealed all provisions restricting the aggregate amount of national-bank circulation, and required the Secretary of the Treasury to retire legal-tender notes to an amount equal to 80 per cent. of the national-bank notes thereafter issued, until the amount of such legal-tender notes outstanding should be \$300,000,000, and no more. That portion of the above act which required a reduction of United States legal-tender notes was repealed by the act of May 31, 1878, which provides:

That from and after the passage of this act it shall not be lawful for the Secretary of the Treasury, or other officer under him, to cancel or retire any more of the United States legal-tender notes: and when any of said notes may be redeemed, or be received into the Treasury under any law, from any source whatever, and shall belong to the United States, they shall not be retired, canceled, or destroyed, but they shall be reissued, and paid out again and kept in circulation: *Provided*, That nothing herein shall prohibit the cancellation and destruction of mutilated notes, and the issue of other notes of like denomination in their stead, as now provided by law.

Subsequent to the passage of the act of June 20, 1874, and of that of January 14, 1875, which authorized the retirement and reissue of national-bank notes at the pleasure of the banks, the circulation steadily decreased in volume until the year 1877, the total decrease being \$30,869,655, since which time there has been a small increase. This will be seen from the following table, which exhibits the total outstanding circulation, not including mutilated notes in transit, upon the 1st day of November for the last twelve years, and also upon the dates of the acts above named:

November 1, 1867 .....	\$299, 153, 296	June 20, 1874 .....	\$349, 894, 182
November 1, 1868 .....	300, 002, 234	November 1, 1874 .....	351, 927, 246
November 1, 1869 .....	299, 910, 419	January 14, 1875 .....	351, 861, 450
November 1, 1870 .....	302, 607, 942	November 1, 1875 .....	345, 586, 902
November 1, 1871 .....	324, 810, 656	November 1, 1876 .....	321, 150, 718
November 1, 1872 .....	341, 512, 772	November 1, 1877 .....	316, 775, 111
November 1, 1873 .....	348 382, 046	November 1, 1878 .....	320, 991, 795

Since the passage of the act of June 20, 1874, \$79,910,488 of legal-tender notes have been deposited in the Treasury for the purpose of retiring circulation, and \$74,095,965 of bank notes have been redeemed, destroyed, and retired. From the date of passage of the act of January 14, 1875, to that of the act of May 31, 1878, which prohibited the further cancellation of legal-tender notes, \$44,148,730 of additional circulation was issued, and legal-tender notes equal to 80 per cent. thereof, or \$35,318,984, have been retired, leaving \$346,681,016 of legal-tender notes outstanding at the latter date. The amount of additional circulation issued for the year ending November 1, 1878, was \$16,291,685, of which \$1,598,800 was issued to twenty-eight banks organized during the year; while within the same period \$12,075,001 of circulation was retired without reissue, the actual increase for the year being \$4,216,684.

During the year ending November 1, 1878, lawful money to the amount of \$7,502,943 was deposited with the Treasurer to retire circulation, of

which amount \$3,366,469 was deposited by banks in liquidation. The amount previously deposited under the act of June 20, 1874, was \$61,028,049, and by banks in liquidation, \$11,379,496; to which is to be added a balance of \$3,813,675, remaining from deposits made by liquidating banks prior to the passage of that act. Deducting from the total of the sums named (\$83,724,163) the amount of circulating notes redeemed and destroyed, and for which no reissue has been made (\$74,095,965), there remained in the hands of the Treasurer on November 1, 1878, \$9,628,198 of lawful money for the redemption and retirement of circulation.

The following table exhibits by States the issue and retirement of circulation during the year ending November 1, 1878, and the total amount issued and retired since June 20, 1874:

States and Territories.	Circulation issued.	Circulation retired.		
		Under act of June 20, 1874.	Of liquidating banks.	Total.
Maine.....	\$208, 800	\$56, 460	\$2, 865	\$59, 325
New Hampshire.....	4, 800		1, 590	1, 590
Vermont.....	544, 600	427, 944	14, 152	442, 096
Massachusetts.....	3, 072, 710	478, 262	56, 937	535, 199
Rhode Island.....	227, 850		11, 120	11, 120
Connecticut.....	555, 600		13, 700	13, 700
New York.....	4, 963, 575	2, 509, 780	473, 092	2, 982, 872
New Jersey.....	290, 730	117, 181	5, 586	122, 767
Pennsylvania.....	1, 851, 340	801, 339	190, 862	992, 201
Delaware.....	71, 100			
Maryland.....	153, 600	329, 887	11, 869	341, 756
District of Columbia.....	138, 000	74, 515	17, 209	91, 724
Virginia.....		60, 565	76, 546	137, 111
West Virginia.....	1, 000	5, 865	56, 559	62, 424
North Carolina.....	405, 900	179, 860		179, 860
South Carolina.....	18, 000	64, 425		64, 425
Georgia.....	113, 410	45, 915	41, 271	87, 186
Alabama.....	90, 000	78, 400	75	78, 475
Mississippi.....			915	915
Louisiana.....	810, 500	292, 356	39, 090	331, 446
Texas.....		20, 663	3, 865	24, 528
Arkansas.....	45, 000	27, 752	390	28, 142
Kentucky.....	305, 100	246, 261	95, 197	341, 458
Tennessee.....	116, 900	28, 052	38, 029	66, 081
Missouri.....	94, 580	184, 373	201, 672	386, 045
Ohio.....	176, 860	518, 318	286, 050	804, 368
Indiana.....	591, 210	533, 572	186, 694	720, 266
Illinois.....	370, 890	659, 231	393, 729	1, 052, 960
Michigan.....	334, 090	141, 110	69, 048	210, 158
Wisconsin.....	44, 100	90, 999	68, 647	159, 646
Iowa.....	298, 360	103, 794	100, 251	204, 045
Minnesota.....	119, 880	116, 537	64, 597	181, 134
Kansas.....	7, 700	20, 137	107, 786	127, 923
Nebraska.....	18, 000	60, 231	7, 975	68, 206
Nevada.....			810	810
Colorado.....	108, 900	28, 508	27, 214	55, 722
Utah.....			14, 912	14, 912
Montana.....	39, 600		4, 120	4, 120
Dakota.....	54, 000			
Washington.....	45, 000			
Surrendered to this office and retired.....				1, 088, 885
Total for year ending November 1, 1878.....	16, 291, 685	8, 301, 692	2, 684, 424	12, 075, 001
Add totals from June 20, 1874, to November 1, 1877.....	39, 120, 885	52, 700, 916	10, 408, 933	63, 109, 849
Surrendered to this office between same dates.....				9, 130, 107
Total issued and retired from June 20, 1874, to November 1, 1878.....	55, 412, 570	61, 002, 608	13, 093, 357	84, 314, 957

The following table exhibits the monthly issue and retirement of national-bank notes, and the deposit and retirement of legal-tender notes (for the purpose of retiring national-bank notes), from the passage of the

act of January 14, 1875, to November 1 of this year; also, the amount of legal-tender notes retired from that date to May 31, 1878:

Months.	National-bank circulation.		Legal-tender notes.	
	Issued.	Retired.	Deposited.	Retired.
Jan., 1875 (last 17 days).....	\$537, 580	\$255, 600	\$1, 323, 214	.....
Feb., ".....	1, 062, 440	1, 139, 204	3, 283, 100	.....
Mar., ".....	1, 956, 580	583, 200	2, 875, 448	\$2, 773, 100
Apr., ".....	1, 390, 200	1, 614, 400	2, 261, 463	1, 175, 140
May, ".....	1, 237, 500	1, 532, 530	1, 637, 309	987, 760
June, ".....	1, 735, 525	1, 734, 900	3, 099, 626	1, 292, 420
July, ".....	1, 151, 140	2, 156, 500	1, 886, 910	1, 016, 472
Aug., ".....	626, 960	1, 847, 596	943, 246	509, 400
Sept., ".....	520, 650	1, 803, 020	2, 167, 406	304, 584
Oct., ".....	768, 100	1, 903, 355	3, 241, 885	704, 880
Nov., ".....	981, 010	967, 969	1, 284, 079	764, 472
Dec., ".....	821, 220	898, 039	2, 006, 950	644, 552
Jan., 1876.....	702, 370	1, 986, 723	2, 629, 900	554, 080
Feb., ".....	329, 385	1, 949, 873	3, 856, 237	329, 748
Mar., ".....	322, 380	1, 853, 549	5, 304, 027	188, 144
Apr., ".....	225, 815	1, 622, 117	3, 001, 600	227, 372
May, ".....	476, 560	2, 087, 421	2, 085, 692	404, 208
June, ".....	485, 670	4, 744, 747	2, 612, 645	351, 384
July, ".....	144, 880	2, 831, 816	1, 232, 831	153, 056
Aug., ".....	360, 100	4, 032, 953	1, 137, 630	284, 624
Sept., ".....	1, 045, 510	2, 330, 168	1, 776, 085	839, 864
Oct., ".....	1, 198, 780	2, 201, 606	1, 251, 609	959, 024
Nov., ".....	780, 895	1, 900, 862	432, 600	624, 716
Dec., ".....	1, 069, 895	1, 410, 285	870, 975	855, 916
Jan., 1877.....	1, 337, 840	1, 447, 868	703, 240	1, 070, 272
Feb., ".....	931, 660	2, 250, 377	818, 247	745, 328
Mar., ".....	1, 979, 100	1, 319, 728	737, 755	1, 583, 280
Apr., ".....	1, 452, 250	1, 435, 491	675, 265	1, 161, 800
May, ".....	1, 352, 280	1, 739, 105	682, 240	1, 081, 824
June, ".....	810, 310	2, 121, 440	1, 732, 690	648, 248
July, ".....	837, 640	1, 123, 854	1, 610, 079	670, 112
Aug., ".....	1, 397, 570	1, 444, 141	1, 263, 940	1, 118, 056
Sept., ".....	1, 326, 540	595, 599	787, 325	1, 061, 232
Oct., ".....	3, 030, 050	1, 476, 581	151, 400	2, 424, 040
Nov., ".....	3, 938, 255	1, 385, 767	261, 600	3, 150, 604
Dec., ".....	1, 745, 640	694, 833	488, 000	1, 396, 512
Jan., 1878.....	1, 041, 690	621, 285	669, 500	833, 352
Feb., ".....	615, 500	653, 449	511, 662	492, 400
Mar., ".....	961, 640	750, 617	1, 246, 780	769, 312
April, ".....	1, 459, 620	502, 655	633, 230	1, 167, 696
May, ".....	2, 007, 620	1, 140, 124	377, 490	.....
June, ".....	1, 400, 450	877, 271	818, 100	.....
July, ".....	844, 910	1, 435, 685	853, 200	.....
Aug., ".....	607, 910	914, 597	298, 000	.....
Sept., ".....	630, 640	947, 743	641, 500	.....
Oct., ".....	1, 037, 810	1, 062, 090	703, 881	.....
National-bank notes surrendered to this office and retired.....	.....	10, 218, 992	.....	.....
Total.....	50, 678, 070	81, 547, 725	68, 867, 591	35, 318, 984

The following summary exhibits concisely the operations of the acts of June 20, 1874, and of January 14, 1875, from the dates of their passage to November 1, 1878:

National-bank notes outstanding when act of June 20, 1874, was passed.....	\$349, 894, 182
Amount of same issued from June 20, 1874, to January 14, 1875.....	\$4, 734, 500
Amount redeemed and retired between same dates.....	2, 767, 232
Increase from June 20, 1874, to January 14, 1875.....	1, 967, 268
Total amount notes outstanding January 14, 1875.....	351, 861, 450
Amount redeemed and retired from January 14, 1875, to date.....	71, 328, 733
Amount surrendered between same dates.....	10, 218, 992
Total redeemed and surrendered.....	81, 547, 725
Amount issued between same dates.....	50, 678, 070
Decrease from January 14, 1875, to date.....	30, 869, 655
National-bank notes outstanding at date.....	320, 991, 795

Greenbacks on deposit in the Treasury June 20, 1874, to retire notes of insolvent and liquidating banks.....	\$3, 813, 675
Deposited from June 20, 1874, to date, to retire national-bank notes.....	79, 910, 488
<hr/>	
Total deposits.....	83, 724, 163
Circulation redeemed by Treasurer between same dates without reissue.....	74, 095, 965
<hr/>	
Greenbacks on deposit at date.....	9, 628, 198
<hr/>	
Greenbacks retired under act of January 14, 1875.....	35, 318, 984
<hr/>	
Greenbacks outstanding at date.....	346, 681, 016

The circulation of the nine National Gold Banks located in the State of California, having a capital of \$4,300,000 and a circulation of \$1,468,920, is not included in the above table.

#### LOST OR UNREDEEMED BANK-NOTES.

The belief is very generally entertained that a considerable proportion of the circulating notes of each national bank will ultimately be lost or destroyed, and will therefore never be presented for redemption. It is also frequently stated that the loss of such notes inures to the benefit of the banks. Neither supposition is correct. Section 5222 of the Revised Statutes requires that all national banks which go into voluntary liquidation shall, within six months thereafter, deposit in the Treasury an amount of lawful money equal to the amount of their circulating notes outstanding. The law also requires that full provision shall be made for the redemption of the circulating notes of any insolvent bank, before a dividend is made to its creditors. Thus it will be seen that no association can close up its business without first providing for the payment of all of its circulating notes, and that the amount deposited for their redemption must remain in the Treasury until the last outstanding note shall have been presented. It is therefore plain that the government, and not the bank, receives all the benefit arising from lost or unredeemed circulating notes.

In a previous report returns as to unredeemed circulation were given for 286 State banks organized under the authority of the legislature of the State of New York. The maximum amount of circulation issued to them was \$50,754,514, and the amount of unredeemed circulation at the date of the report named was \$1,336,337, or 2.63 per cent. of the highest amount issued. The maximum amount of circulation issued to 30 State banks in the city of New York, which are still in operation either as national or State associations, was \$7,763,010, while the amount remaining unredeemed in October, 1875, was \$142,365, or only 1.83 per cent. of the highest amount issued. The amount of circulation issued to 240 State banks in Wisconsin was \$7,565,409, and the amount unredeemed is \$134,747, the percentage of unredeemed notes being 1.78 only. The maximum issue to 210 State banks in the six New England States was \$39,245,380, while the amount remaining unredeemed is but \$792,767, the proportion of the latter to the former being 2.02 per cent. The returns from 332 State banks in New York, New Jersey, Delaware and Maryland show their maximum circulation to have been \$65,664,176, while the amount unredeemed is \$1,707,428, and the percentage 2.60. The percentage of unredeemed notes of 25 State banks in Ohio, having a circulation of \$2,196,381, was 2.79. The greatest amount of circulation issued to 707 State banks, in 12 States, was \$114,671,346, the amount outstanding \$2,696,282, and the proportion unredeemed 2.4 per cent.

It is probable that, under the national system of redemption, the pro-

portion of national-bank notes redeemed will be much greater than that of the State-bank notes under the old systems. The highest amount of circulation issued to 15 national banks which failed previous to 1870 was \$1,554,400, and the amount outstanding on November 1, 1878, was \$13,440.50, the proportion of notes remaining unredeemed being only 0.86 per cent. of the amount issued. The total amount issued to 23 national banks which failed previous to the year 1873 was \$3,196,693; and the amount outstanding on November 1, 1878, was \$57,074, the proportion of notes remaining unredeemed being but 1.78 per cent. of the amount issued. This is shown in the following table:

Name and location of bank.	Receiver appointed.	Circulation issued.	Circulation outstanding.	Percentage unredeemed.
First National Bank, Attica, N. Y. ....	Apr. 14, 1865	\$44,000 00	\$348 50	.79
Venango National Bank, Franklin, Pa. ....	May 1, 1866	85,000 00	441 50	.52
Merchants' National Bank, Washington, D. C.	May 8, 1866	180,000 00	1,461 00	.81
First National Bank, Medina, N. Y. ....	Mar. 13, 1867	40,000 00	139 00	.35
Tennessee National Bank, Memphis, Tenn. ....	Mar. 21, 1867	90,000 00	611 25	.68
First National Bank, Selma, Ala. ....	Apr. 30, 1867	85,000 00	689 00	.81
First National Bank, New Orleans, La. ....	May 20, 1867	180,000 00	2,130 00	1.18
National Unadilla Bank, Unadilla, N. Y. ....	Aug. 20, 1867	100,000 00	506 00	.51
Farmers and Citizens' National Bank, Brooklyn, N. Y. ....	Sept. 6, 1867	253,900 00	2,164 00	.85
Croton National Bank, New York, N. Y. ....	Oct. 1, 1867	180,000 00	891 00	.49
First National Bank, Bethel, Conn. ....	Feb. 28, 1868	26,300 00	301 00	1.14
First National Bank, Keokuk, Iowa. ....	Mar. 3, 1868	90,000 00	676 00	.75
National Bank, Vicksburg, Miss. ....	Apr. 24, 1868	25,500 00	201 25	.80
First National Bank, Rockford, Ill. ....	Mar. 15, 1869	45,000 00	632 00	1.41
First National Bank of Nevada, Austin, Nev.	Oct. 14, 1869	129,700 00	2,249 00	1.73
Totals and average percentage to 1870. ....		1,554,400 00	13,440 50	.86
Ocean National Bank, New York, N. Y. ....	Dec. 13, 1871	800,000 00	20,418 00	2.55
Union Square National Bank, New York, N. Y.	Dec. 15, 1871	50,000 00	984 00	1.97
Eighth National Bank, New York, N. Y. ....	Dec. 15, 1871	243,393 00	5,856 50	2.41
Fourth National Bank, Philadelphia, Pa. ....	Dec. 20, 1871	179,000 00	4,910 00	2.74
Waverly National Bank, Waverly, N. Y. ....	Apr. 23, 1872	71,000 00	2,272 00	3.20
First National Bank, Fort Smith, Ark. ....	May 2, 1872	45,000 00	1,175 00	2.61
Scandinavian National Bank, Chicago, Ill. ....	Dec. 12, 1872	135,000 00	3,874 00	2.87
Walkill National Bank, Middletown, N. Y. ....	Dec. 31, 1872	118,900 00	4,144 50	3.48
Totals and average percentage to 1873. ....		3,196,693 00	57,074 50	1.78

Of the circulation of 51 national banks in voluntary liquidation previous to 1870, amounting to \$5,832,940, there yet remains outstanding \$151,484, or 2.59 per cent. only, of the amount issued; and of the circulation of 75 banks in liquidation prior to 1872, amounting to \$8,648,980, there remains outstanding \$227,448, which is equal to a percentage of 2.63; and of the circulation of 89 banks in liquidation prior to 1873, in amount \$10,764,080, there remains outstanding \$303,274, or 2.82 per cent. of the amount issued.

The amount of demand Treasury notes issued from July 17, 1861, to December 31, 1862, was \$60,000,000, in denominations of five, ten, and twenty dollars; and the amount remaining outstanding on the 1st of November last was \$62,065, the proportion unredeemed being a little more than one-tenth of one per cent., \$3,627 having been redeemed within the last two years.

SPECIE IN BANK AND ESTIMATED SPECIE IN THE COUNTRY.

The table below exhibits the amount of specie held by the national banks at the dates of their reports for the last ten years; the coin, coin-

certificates, and checks payable in coin, held by the New York City banks being stated separately:

Dates.	Held by national banks in New York City.				Held by other national banks.	Aggregate.
	Coin.	U. S. coin-certificates.	Checks payable in coin.	Total.		
Oct. 5, 1868..	\$1,698,623 24	\$6,390,140	\$1,536,353 66	\$9,625,116 90	\$3,378,596 49	\$13,003,713 39
Jan. 4, 1869..	1,902,769 48	18,038,520	2,348,140 49	22,289,429 97	7,337,320 29	29,626,750 26
Apr. 17, 1869..	1,652,575 21	3,720,040	1,469,826 64	6,842,441 85	3,102,090 30	9,944,532 15
June 12, 1869..	2,542,533 96	11,953,680	975,015 82	15,471,229 78	2,983,860 70	18,455,090 48
Oct. 9, 1869..	1,792,740 73	16,897,900	1,013,948 72	19,704,589 45	3,297,816 37	23,002,405 83
Jan. 22, 1870..	6,196,036 29	28,501,460	2,190,644 74	36,888,141 03	11,457,242 69	48,345,383 72
Mar. 24, 1870..	2,647,908 39	21,872,480	1,069,094 30	25,589,482 69	11,507,060 75	37,096,543 44
June 9, 1870..	2,942,400 24	18,660,920	1,163,905 88	22,767,226 12	8,332,211 66	31,099,437 78
Oct. 8, 1870..	1,607,742 91	7,533,900	3,994,006 42	13,135,649 33	5,324,362 14	18,460,011 47
Dec. 28, 1870..	2,268,581 96	14,063,540	3,748,126 87	20,080,248 83	6,227,002 76	26,307,251 59
Mar. 18, 1871..	2,982,155 61	13,099,720	3,829,881 64	19,911,757 25	5,857,409 39	25,769,166 64
Apr. 29, 1871..	2,047,930 71	9,845,080	4,382,107 24	16,275,117 95	6,456,909 07	22,732,027 02
June 10, 1871..	2,249,408 06	9,161,160	3,680,854 92	15,091,422 98	4,833,532 18	19,924,955 16
Oct. 2, 1871..	1,121,869 40	7,590,260	1,163,628 44	9,875,757 84	3,377,240 33	13,252,998 17
Dec. 16, 1871..	1,454,930 73	7,354,740	4,255,631 39	23,065,302 12	6,529,397 44	29,594,699 56
Feb. 27, 1872..	1,490,417 70	12,341,060	3,117,100 90	16,948,578 60	8,559,246 72	25,507,825 32
Apr. 19, 1872..	1,828,659 74	10,102,400	4,715,364 25	16,646,423 99	7,787,475 47	24,433,899 46
June 10, 1872..	3,782,909 64	11,411,160	4,218,410 52	19,414,489 16	4,842,154 98	24,256,644 14
Oct. 3, 1872..	920,767 37	5,454,580	.....	6,375,347 37	3,854,409 42	10,229,756 79
Dec. 27, 1872..	1,306,091 05	12,471,940	.....	13,778,031 05	5,209,305 40	19,047,336 45
Feb. 28, 1873..	1,538,769 86	11,539,780	.....	13,498,549 86	4,278,123 67	17,777,673 53
April 25, 1873..	1,344,950 93	11,743,320	.....	13,088,250 93	3,780,557 81	16,868,808 74
June 13, 1873..	1,442,097 71	22,139,080	.....	23,581,177 71	4,368,909 01	27,950,086 72
Sept. 12, 1873..	1,063,210 55	13,522,600	.....	14,585,810 55	5,282,658 90	19,868,469 45
Dec. 26, 1873..	1,376,170 50	18,325,760	.....	19,701,930 50	7,205,107 08	26,907,037 58
Feb. 27, 1874..	1,167,820 09	23,518,640	.....	24,686,460 09	8,679,403 49	33,365,863 58
May 1, 1874..	1,530,282 10	23,454,660	.....	24,984,942 10	7,585,027 16	32,569,969 26
June 26, 1874..	1,842,525 00	13,671,660	.....	15,514,185 00	6,812,022 27	22,326,207 27
Oct. 2, 1874..	1,291,786 56	13,114,480	.....	14,406,268 56	6,834,678 67	21,240,947 23
Dec. 31, 1874..	1,443,215 42	14,410,940	.....	15,854,155 42	6,582,605 62	22,436,761 04
Mar. 1, 1875..	1,084,555 54	10,622,160	.....	11,706,715 54	4,960,390 63	16,667,106 17
May 1, 1875..	980,105 76	5,753,220	.....	6,683,325 76	3,937,035 88	10,620,361 64
June 30, 1875..	1,023,015 86	12,442,180	.....	13,665,195 86	5,294,386 44	18,959,582 30
Oct. 1, 1875..	753,904 90	4,201,720	.....	4,955,624 90	3,094,704 83	8,050,329 73
Dec. 17, 1875..	869,436 72	12,532,810	.....	13,402,246 72	3,668,659 18	17,070,905 90
Mar. 10, 1876..	3,261,131 36	19,086,920	.....	22,348,051 36	6,729,294 49	29,077,345 85
May 12, 1876..	832,313 70	15,183,760	.....	16,016,073 70	5,698,520 66	21,714,594 36
June 30, 1876..	1,214,522 92	16,872,780	.....	18,087,302 92	7,131,167 00	25,218,469 92
Oct. 2, 1876..	1,129,814 34	13,446,760	.....	14,576,574 34	6,785,079 69	21,361,654 03
Dec. 22, 1876..	1,434,701 83	21,602,900	.....	23,037,601 83	9,962,046 06	32,999,647 89
Jan. 20, 1877..	1,669,284 94	33,629,660	.....	35,298,944 94	14,410,332 61	49,709,267 55
Apr. 14, 1877..	1,930,725 59	13,899,180	.....	15,829,905 59	11,240,132 19	27,070,037 78
June 22, 1877..	1,423,258 17	10,324,320	.....	11,747,578 17	9,588,417 89	21,335,996 06
Oct. 1, 1877..	1,538,486 47	11,409,920	.....	12,948,406 47	9,710,413 84	22,658,820 31
Dec. 28, 1877..	1,955,746 20	19,119,080	.....	21,074,826 20	11,832,924 50	32,907,750 70
Mar. 15, 1878..	2,428,797 44	35,003,220	.....	37,432,017 44	17,290,040 58	54,722,058 02
May 1, 1878..	2,688,092 06	25,397,640	.....	28,085,732 06	17,938,024 00	46,023,756 06
June 29, 1878..	1,905,705 22	11,954,500	.....	13,860,205 22	15,391,264 55	29,251,469 77
Oct. 1, 1878..	1,779,792 43	11,514,810	.....	13,294,602 43	17,394,004 16	30,688,606 59

The amount of silver coin held by the national banks on June 30 and October 2, 1876, was \$1,627,566 and \$2,557,599 respectively. The amount held on October 1, 1877, was \$3,700,703, and on October 1, 1878, \$5,387,738. The aggregate amount of specie held by the State banks in New England, in New York, New Jersey, Pennsylvania, Maryland, Louisiana, Ohio, and Wisconsin, as shown by their official reports for 1878, was \$3,023,429, of which the banks in New York City held \$2,629,839. In the returns from California the amount of coin is not given separately.

In my last annual report a statement was given from estimates made by the Director of the Mint, showing that the probable amount of coin and bullion in the country on June 30, 1877, was \$242,855,858, of which \$50,135,628 was silver. Assuming this estimate to have been substantially correct, the movement of coin and bullion for the year ending June



30, 1878, and the amount in the country at the latter date, is shown, from further estimates of the Director of the Mint, to have been as follows:

Estimated amount of coin and bullion in the country June 30, 1877.....	\$242, 855, 858	
Estimated product of the mines for the year.....	99, 000, 000	
Importations of gold for the year.....	13, 330, 715	
Importations of silver for the year.....	16, 490, 599	
<b>Total.....</b>		<b>371, 677, 172</b>
Deduct exportations of gold.....	\$9, 197, 555	
Deduct exportations of silver.....	24, 535, 670	
Deduct amount used in the arts and manufactures.....	5, 500, 000	
		<b>39, 233, 225</b>

Total estimated amount of coin and bullion in the country on June 30, 1878..... 332, 443, 947

Of this amount, \$244,353,390 was in gold coin and bullion, and \$88,090,557 in silver coin and bullion. The increase for the fiscal year was \$89,588,089, of which \$51,633,160 was in gold coin and bullion and \$37,954,929 in silver coin and bullion. The Director estimates the amount of gold coin and bullion in the country on September 30, 1878, at about \$259,353,390, and of silver coin and bullion at about \$99,090,557, making a total of \$358,443,947.

LOANS AND RATES OF INTEREST OF NEW YORK CITY NATIONAL BANKS.

The following table contains a classification of the loans of the national banks in New York City for the last five years:

Loans and discounts.	October 2, 1874.	October 1, 1875.	October 2, 1876.	October 1, 1877.	October 1, 1878.
	48 banks.	48 banks.	47 banks.	47 banks.	47 banks.
On endorsed paper.....	\$116, 719, 349	\$120, 189, 537	\$95, 510, 311	\$92, 618, 776	\$83, 924, 333
On single-name paper.....	19, 959, 609	18, 555, 100	16, 634, 532	15, 800, 540	17, 297, 475
On U. S. bonds on demand.....	4, 721, 638	4, 934, 674	6, 277, 492	4, 763, 448	7, 003, 085
On other stocks, &c., on demand.	51, 453, 682	50, 179, 384	58, 749, 574	48, 376, 633	51, 152, 021
On real-estate security.....	278, 081	868, 160	536, 802	497, 524	786, 514
Payable in gold.....	5, 735, 138	3, 454, 276	4, 681, 570	4, 319, 014	6, 752, 181
All other loans.....	2, 909, 557	3, 908, 602	1, 852, 944	2, 786, 456	2, 670, 371
<b>Totals.....</b>	<b>201, 777, 054</b>	<b>202, 089, 733</b>	<b>184, 243, 225</b>	<b>169, 162, 391</b>	<b>169, 585, 980</b>

The average rate of interest in New York City for each of the fiscal years from 1874 to 1878, as ascertained from data derived from the Journal of Commerce and the Financial Chronicle of that city, was as follows:

- 1874, call loans, 3.8 per cent.; commercial paper, 6.4 per cent.
- 1875, call loans, 3.0 per cent.; commercial paper, 5.6 per cent.
- 1876, call loans, 3.3 per cent.; commercial paper, 5.3 per cent.
- 1877, call loans, 3.0 per cent.; commercial paper, 5.2 per cent.
- 1878, call loans, 4.4 per cent.; commercial paper, 5.1 per cent.

The average rate of interest of the Bank of England for the same years was as follows:

- During the calendar year ending December 31, 1874, 3.69 per cent.
- During the calendar year ending December 31, 1875, 3.23 per cent.
- During the calendar year ending December 31, 1876, 2.61 per cent.
- During the calendar year ending December 31, 1877, 2.91 per cent.
- During the fiscal year ending June 30, 1878, 3.07 per cent.

The rate of interest in the city of New York, on November 22 of the present year, as quoted in the Daily Bulletin, was, on call loans, from 3 to 4 per cent., and on commercial paper of the best grade, from 4½ to 5 per cent. The rate of interest of the Bank of England, which, on No-

vement 29 of last year, was 4 per cent., had fallen on January 30 following to 2 per cent., from which date to October 14 there were seven changes, and, with a single exception on May 29, a gradual increase. The rate was fixed on the date last named at 6 per cent. and reduced on November 21 to 5 per cent.

#### SECURITY OF CIRCULATING NOTES.

The following table exhibits the kinds and amounts of United States bonds held by the Treasurer on the 1st day of November, 1878, to secure the redemption of the circulating notes of national banks:

Class of bonds.	Authorizing act.	Rate of interest.	Amount.
Loan of February, 1861 (81s) .....	February 8, 1861 .....	6 per cent .....	\$2, 276, 000
Loan of July and August, 1861 (81s) .....	July 17 and August 5, 1861 .....	do .....	34, 416, 550
Loan of 1863 (81s) .....	March 3, 1863 .....	do .....	19, 790, 900
Consols of 1865 .....	March 3, 1865 .....	do .....	825, 700
Consols of 1867 .....	do .....	do .....	8, 172, 100
Consols of 1868 .....	do .....	do .....	1, 764, 500
Ten-forties of 1864 .....	March 3, 1864 .....	5 per cent .....	70, 688, 858
Funded loan of 1881 .....	July 14, 1870, and January 20, 1871 .....	do .....	125, 926, 750
Funded loan of 1891 .....	do .....	4½ per cent .....	49, 397, 250
Funded loan of 1907 .....	do .....	4 per cent .....	30, 566, 300
Pacific Railway bonds .....	July 1, 1862, and July 2, 1864 .....	6 per cent .....	5, 584, 000
Total .....			349, 408, 900

All of these bonds, with the exception of \$53,038.50 of 6 per cents, are, by the terms of the acts under which they were issued, payable in coin. Of the latter amount, \$36,692,550 consist of sixes of 1881, which were issued prior to the passage of the legal-tender act; \$10,762,300 of five-twenties, which were issued under the act of March 3, 1865, which law does not specify the kind of money in which the bonds issued under it shall be paid; and \$5,584,000 of Pacific Railroad currency sixes.

On October 1, 1870, the banks held \$246,891,300 of 6 per cent. bonds, and \$95,942,550 of 5 per cents. Since that time there has been a decrease of \$174,061,550 in 6 per cent. bonds, and an increase of \$100,673,050 in the 5 per cents.

During the three years ending November 1, 1878, there has been a decrease of \$55,673,462 in 6 per cent., and of \$42,430,600 in 5 per cent. bonds, while in the same period \$49,397,250 of 4½ per cents., and within the last eighteen months \$30,566,300 of 4 per cents. have been deposited.

#### TAXATION, EARNINGS, AND DIVIDENDS.

The Comptroller has in former reports discussed at considerable length the question of bank taxation, and he respectfully repeats at the present time his previous recommendations for the repeal of the law imposing a tax upon capital and deposits.

Special attention is called in this connection to the elaborate tables herewith presented, showing, for a series of years, the amount of national and State taxation paid by the national banks, the amount of losses charged off by them, the number of banks which have been compelled to pass dividends, and the low ratio of their earnings and dividends to capital and surplus. It will be seen that the average rate of taxation upon capital for the past four years has been nearly three and one-half per cent., while in the city of New York it has exceeded five per cent.; that during the last three years the banks have suffered losses amounting to more than sixty-four million dollars; and that the ratio of their earnings to capital and surplus was, in 1877, but 5.62, and in 1878, but 5.14 per cent. No more conclusive proof of the justice of the request

for the repeal of the law imposing these taxes can be given than is contained in these various tables.

The national banks pay annually to the government, in semi-annual installments, a duty or tax of one per cent. upon the average amount of their circulating notes outstanding, one-half of one per cent. upon the average amount of their deposits, and a like rate upon the average amount of their capital stock not invested in United States bonds. The following table exhibits the amount of such duties paid by the national banks yearly, from the commencement of the system to July 1 of the present year:

Years.	On circulation.	On deposits.	On capital.	Totals.
1864	\$53,096 97	\$95,811 25	\$18,402 23	\$167,310 45
1865	733,247 59	1,087,530 86	133,251 15	1,954,029 60
1866	2,106,785 30	2,633,102 77	406,947 74	5,146,835 81
1867	2,868,636 78	2,650,180 07	321,881 36	5,840,698 21
1868	2,946,343 07	2,564,143 44	306,781 67	5,817,268 18
1869	2,957,416 73	2,614,553 58	312,918 68	5,884,888 99
1870	2,949,744 13	2,614,767 61	375,962 26	5,940,474 00
1871	2,987,021 69	2,802,840 85	385,292 13	6,175,154 67
1872	3,193,570 03	3,120,984 37	389,856 27	6,703,910 67
1873	3,353,186 13	3,196,569 29	454,891 51	7,004,646 93
1874	3,404,483 11	3,209,967 72	469,048 02	7,083,498 85
1875	3,283,405 89	3,514,310 39	507,417 76	7,305,134 04
1876	3,091,795 76	3,505,129 64	632,896 16	7,229,821 56
1877	2,899,037 09	3,445,252 74	654,636 96	6,998,926 79
1878	2,948,047 08	3,273,111 74	560,296 83	6,781,455 65
Aggregates	39,775,817 35	40,328,256 32	5,929,480 73	86,033,554 40

The amount paid to the Commissioner of Internal Revenue during the same years, by banks and bankers other than national, is shown in the following table:

Years.	On circulation.	On deposits.	On capital.	Totals.
1864	\$2,056,996 30	\$780,723 52	-----	\$2,837,719 82
1865	1,993,661 84	2,043,841 08	\$903,367 98	4,940,870 90
1866	990,278 11	2,089,635 83	374,074 11	3,463,988 05
1867	214,298 75	1,355,395 98	476,867 73	2,046,562 46
1868	28,669 88	1,438,512 77	399,562 90	1,866,745 55
1869	16,565 05	1,734,417 63	445,071 49	2,196,054 17
1870	15,419 94	2,177,576 46	827,087 21	3,020,083 61
1871	22,781 92	2,702,196 84	919,262 77	3,644,241 53
1872	8,919 82	3,643,251 71	976,057 61	4,628,229 14
1873	24,778 62	3,089,302 79	736,950 05	3,771,031 46
1874	16,738 26	2,453,544 26	916,878 15	3,387,160 67
1875	22,746 27	2,972,260 27	1,102,241 58	4,097,248 12
1876	17,947 67	2,989,530 75	989,219 61	4,006,698 03
1877	5,430 16	2,896,637 93	927,661 24	3,829,729 33
1878	1,118 72	2,593,687 29	897,225 84	3,492,031 85
Aggregates	5,436,351 31	34,900,515 11	10,891,528 27	51,228,394 69

It will be seen by the above tables that, since 1864, the total taxes collected by the government from the banks and bankers of the country amount to \$137,261,949.09, of which the national banks have paid nearly two-thirds. One object in imposing these taxes upon the national banks was to make the system self-sustaining, so far as cost to the government is concerned; but while the whole expenses of this Office, from its establishment to July 1 of this year, have been but \$4,525,022.66, the first of the foregoing tables shows that the national banks have returned to the government in taxes during this period the large sum of \$86,033,554, of which \$39,775,817 was paid on circulation alone. It is to be further observed that the whole of this amount has been collected without any expense to the government.

From returns made to this office by the national banks in several dif-

ferent years, in response to requests therefor by the Comptroller, the amount of State taxes paid by them for the years 1866, 1867, 1869, 1874, 1875, 1876, and 1877 has been definitely ascertained. No returns were obtained for the missing years in this series; but from the data furnished for the known years, estimates have been made in this Office for the intervening ones, and the whole amount of taxes, State and national, paid by the national banks from the year 1866 to the present time is shown, yearly, in the table below:

Years.	Capital stock.	Amount of taxes.			Ratio of tax to capital.		
		United States.	State.	Total.	United States.	State.	Total.
					<i>Per ct.</i>	<i>Per ct.</i>	<i>Per ct.</i>
1866	\$410, 593, 435	\$7, 949, 451	\$8, 069, 938	\$16, 019, 389	1.9	2.0	3.9
1867	422, 804, 666	9, 525, 607	8, 813, 127	18, 338, 734	2.2	2.1	4.3
1868	420, 143, 491	9, 465, 652	8, 757, 656	18, 223, 308	2.2	2.1	4.3
1869	419, 619, 860	10, 081, 244	7, 297, 096	17, 378, 340	2.4	1.7	4.1
1870	429, 314, 041	10, 190, 682	7, 465, 675	17, 656, 357	2.4	1.7	4.1
1871	451, 994, 133	10, 649, 895	7, 860, 078	18, 509, 973	2.4	1.7	4.1
1872	472, 956, 958	6, 703, 910	8, 343, 772	15, 047, 682	1.4	1.8	3.2
1873	488, 778, 418	7, 004, 646	8, 499, 748	15, 504, 394	1.4	1.8	3.2
1874	493, 751, 679	7, 256, 083	9, 620, 326	16, 876, 409	1.5	2.0	3.5
1875	503, 687, 911	7, 317, 531	10, 058, 122	17, 375, 653	1.5	2.0	3.5
1876	501, 788, 079	7, 076, 087	9, 701, 732	16, 777, 819	1.4	2.0	3.4
1877	485, 250, 694	6, 902, 573	8, 829, 304	15, 731, 877	1.4	1.9	3.3

In the returns of United States taxes prior to the year 1872, in the above table, are included the special or license tax of two dollars on each one thousand dollars of capital, and an income tax on net earnings.

The following table shows, by geographical divisions, the amount and the ratio to capital of the total taxation of the national banks, for the years 1874 to 1877 inclusive:

1874.

Geographical divisions.	Capital.*	Amount of taxes.			Ratios to capital.		
		U. S.	State.	Total.	U. S.	State.	Total.
					<i>Per ct.</i>	<i>Per ct.</i>	<i>Per ct.</i>
New England States	\$160, 517, 266	\$1, 896, 533	\$2, 980, 484	\$4, 877, 017	1.2	1.8	3.0
Middle States	190, 162, 129	3, 325, 425	3, 911, 371	7, 236, 796	1.7	2.1	3.8
Southern States	33, 558, 483	436, 540	517, 792	954, 332	1.3	1.5	2.8
Western States and Terr's.	109, 513, 801	1, 597, 585	2, 210, 679	3, 808, 264	1.5	2.0	3.5
United States	493, 751, 679	7, 256, 083	9, 620, 326	16, 876, 409	1.5	2.0	3.5

1875.

New England States	\$164, 316, 333	\$1, 937, 016	\$3, 016, 537	\$4, 953, 553	1.2	1.8	3.0
Middle States	192, 583, 773	3, 390, 498	4, 062, 459	7, 362, 957	1.7	2.1	3.8
Southern States	34, 485, 483	445, 048	476, 236	921, 284	1.3	1.4	2.7
Western States and Terr's.	111, 300, 588	1, 634, 969	2, 502, 890	4, 137, 859	1.5	2.4	3.9
United States	503, 687, 911	7, 317, 531	10, 058, 122	17, 375, 653	1.5	2.0	3.5

1876.

New England States	\$168, 068, 379	\$1, 947, 970	\$2, 914, 808	\$4, 862, 778	1.2	1.7	2.8
Middle States	192, 163, 773	3, 190, 247	4, 025, 316	7, 215, 563	1.7	2.2	3.9
Southern States	33, 439, 193	423, 781	431, 164	854, 945	1.3	1.3	2.6
Western States and Terr's.	108, 116, 734	1, 514, 089	2, 300, 444	3, 844, 533	1.4	2.3	3.7
United States	501, 788, 079	7, 076, 087	9, 701, 732	16, 777, 819	1.4	2.0	3.4

1877.

Geographical divisions.	Capital.*	Amount of taxes.			Ratios to capital.		
		U. S.	State.	Total.	U. S.	State.	Total.
		<i>Per ct.</i>	<i>Per ct.</i>	<i>Per ct.</i>	<i>Per ct.</i>	<i>Per ct.</i>	<i>Per ct.</i>
New England States .....	\$167,788,475	\$1,907,776	\$2,864,119	\$4,771,895	1.1	1.7	2.8
Middle States .....	152,885,562	3,129,990	3,544,862	6,674,852	1.7	1.9	3.6
Southern States .....	32,212,288	411,486	429,149	840,635	1.3	1.4	2.7
Western States and Terr's.	102,364,369	1,453,321	1,991,174	3,444,495	1.4	2.1	3.5
United States.....	485,250,694	6,902,573	8,829,304	15,731,877	1.4	1.9	3.3

The States in which the ratios of taxation to capital were most excessive during the years 1875, 1876 and 1877, are shown in the table below:

States.	1875.			1876.			1877.		
	U. S.	State.	Total.	U. S.	State.	Total.	U. S.	State.	Total.
	<i>Per cent</i>	<i>Per cent</i>	<i>Per cent</i>	<i>Per cent</i>	<i>Per cent</i>	<i>Per cent</i>	<i>Per cent</i>	<i>Per cent</i>	<i>Per cent</i>
New York .....	1.8	2.9	4.7	1.8	3.1	4.9	1.9	2.7	4.6
New Jersey.....	1.5	2.1	3.6	1.4	2.1	3.5	1.4	1.9	3.3
Ohio .....	1.4	2.4	3.8	1.3	2.7	4.0	1.0	2.4	3.4
Indiana .....	1.2	2.6	3.8	1.2	2.5	3.7	1.2	2.3	3.5
Illinois .....	1.8	2.4	4.2	1.8	2.4	4.2	1.6	2.2	3.8
Wisconsin .....	1.7	2.1	3.8	1.7	2.1	3.8	1.7	2.1	3.8
Kansas .....	1.4	3.2	4.6	1.5	3.0	4.5	1.7	2.6	4.3
Nebraska .....	2.2	2.3	4.5	2.2	2.5	4.7	2.3	2.3	4.6
South Carolina .....	1.1	3.4	4.5	1.0	2.7	3.7	1.0	2.6	3.6
Tennessee .....	1.4	2.3	3.7	1.4	2.1	3.5	1.6	2.2	3.8

The evil effect of these high rates of taxation may be seen in the reduction of capital and surplus by the banks in the city of New York alone, during the last five years, which has been upon capital \$16,435,000, and upon surplus \$6,002,981; making a total of \$22,437,981. The State banks of the same city are reported to have also reduced their capital \$4,794,000, and surplus \$1,340,300; making a total reduction for all of the New York city banks, during that period, of \$28,572,281.

The inequality in the rate of taxation imposed by State authority upon banking capital in different localities is well illustrated by the following table, which gives the rate of such taxation in the principal cities of the country for the years 1875, 1876, and 1877, the ratio of United States taxation upon deposits, capital, and circulation combined, being also given for purposes of comparison:

Cities.	Rates of taxation.								
	1875.			1876.			1877.		
	United States.	State.	Total.	United States.	State.	Total.	United States.	State.	Total.
	<i>Per cent</i>	<i>Per cent</i>	<i>Per cent</i>	<i>Per cent</i>	<i>Per cent</i>	<i>Per cent</i>	<i>Per cent</i>	<i>Per cent</i>	<i>Per cent</i>
Boston.....	1.4	1.9	3.3	1.4	1.6	3.0	1.3	1.6	2.9
New York .....	2.0	3.1	5.1	1.9	3.5	5.4	2.1	2.9	5.0
Albany .....	3.0	3.6	6.6	3.2	3.4	6.6	3.0	3.2	6.2
Philadelphia .....	2.0	0.8	2.8	2.1	0.7	2.8	2.1	0.7	2.8
Pittsburgh .....	1.4	0.5	1.9	1.4	0.5	1.9	1.4	0.5	1.9
Baltimore .....	1.3	2.0	3.3	1.2	2.0	3.2	1.2	1.9	3.1
Washington .....	1.4	0.3	1.7	1.2	1.1	2.3	1.3	0.7	2.0
New Orleans .....	1.6	0.3	1.9	1.6	0.2	1.8	1.5	0.9	2.4
Louisville .....	1.3	0.5	1.8	1.4	0.5	1.9	1.4	0.5	1.9
Cincinnati .....	2.0	2.6	4.6	1.7	2.9	4.6	1.7	2.9	4.6
Cleveland .....	1.1	2.3	3.4	1.1	2.5	3.6	1.1	2.2	3.3
Chicago .....	2.3	2.5	4.8	2.2	3.0	5.2	2.2	2.9	5.8
Detroit .....	1.8	1.3	3.1	1.6	1.5	3.1	1.6	1.7	3.3
Milwaukee .....	2.3	3.0	5.3	2.2	2.9	5.1	2.4	2.6	5.0
Saint Louis .....	1.2	2.8	4.0	1.3	2.6	3.9	1.4	2.5	3.9
Saint Paul .....	1.3	2.2	3.5	1.2	1.8	3.0	1.3	1.7	3.0

\* The capital of the banks which reported State taxes in 1874 was \$476,836,031, in 1875 \$493,738,408; in 1876 \$488,272,782, and in 1877 \$474,667,771.

The following table gives in detail, by States and principal cities, the amount of national and State taxation paid by the national banks for the year 1877, and their ratios to capital:

States and Territories.	Capital.*	Amount of taxes.			Ratios to capital.		
		United States.	State.	Total.	U. S.	State.	Total.
					<i>Per ct.</i>	<i>Per ct.</i>	<i>Per ct.</i>
Maine .....	\$10,689,837	\$113,855	\$240,442	\$354,297	1.1	2.2	3.3
New Hampshire .....	5,683,750	63,252	100,700	163,952	1.1	1.8	2.9
Vermont .....	8,568,700	88,659	168,551	257,210	1.0	2.0	3.0
Massachusetts .....	44,413,464	493,489	828,064	1,321,553	1.1	1.9	3.0
Boston .....	52,329,080	684,562	830,847	1,515,409	1.3	1.6	2.9
Rhode Island .....	20,271,650	193,088	273,227	466,315	1.0	1.4	2.4
Connecticut .....	25,831,994	270,871	422,288	693,159	1.0	1.6	2.6
<b>New England States</b> .....	<b>167,788,475</b>	<b>1,907,776</b>	<b>2,864,119</b>	<b>4,771,895</b>	<b>1.1</b>	<b>1.7</b>	<b>2.8</b>
New York .....	34,118,002	498,204	754,951	1,253,155	1.5	2.3	3.8
New York City .....	60,057,247	1,250,636	1,822,196	3,072,832	2.1	2.9	5.0
Albany .....	2,000,000	59,870	64,281	124,151	3.0	3.2	6.2
New Jersey .....	14,278,350	202,678	276,680	479,358	1.4	1.9	3.3
Pennsylvania .....	28,417,582	409,062	200,841	609,903	1.4	0.7	2.1
Philadelphia .....	16,985,667	357,311	120,471	477,782	2.1	0.7	2.8
Pittsburgh .....	10,347,500	139,751	54,335	194,086	1.4	0.5	1.9
Delaware .....	1,663,985	23,398	6,842	30,240	1.4	0.4	1.8
Maryland .....	2,302,459	31,818	30,395	62,213	1.4	1.3	2.7
Baltimore .....	11,233,651	137,075	205,830	342,905	1.2	1.9	3.1
District of Columbia .....	252,000	4,317	312	4,629	1.8	0.8	2.6
Washington .....	1,229,119	15,870	7,728	23,598	1.3	0.7	2.0
<b>Middle States</b> .....	<b>182,885,562</b>	<b>3,129,990</b>	<b>3,544,862</b>	<b>6,674,852</b>	<b>1.7</b>	<b>1.9</b>	<b>3.6</b>
Virginia .....	3,285,229	49,796	64,684	114,480	1.5	2.0	3.5
West Virginia .....	1,746,000	21,461	27,737	49,198	1.2	1.6	2.8
North Carolina .....	2,586,096	30,792	33,945	64,737	1.2	1.4	2.6
South Carolina .....	2,927,643	28,918	74,027	102,945	1.0	2.6	3.6
Georgia .....	2,146,305	25,547	42,632	68,179	1.2	2.1	3.3
Florida .....	50,000	818	1,023	1,841	1.6	2.0	3.6
Alabama .....	1,668,000	18,653	19,372	38,025	1.1	1.2	2.3
New Orleans .....	3,300,000	50,099	26,387	76,486	1.5	0.9	2.4
Texas .....	1,081,782	14,597	20,655	35,252	1.4	2.2	3.6
Arkansas .....	205,000	2,760	3,601	6,361	1.3	1.8	3.1
Kentucky .....	7,008,500	77,141	30,636	107,777	1.1	0.4	1.5
Louisville .....	3,095,500	42,265	15,936	58,201	1.4	0.5	1.9
Tennessee .....	3,112,233	48,639	68,514	117,153	1.6	2.2	3.8
<b>Southern States</b> .....	<b>32,212,288</b>	<b>411,486</b>	<b>429,149</b>	<b>840,635</b>	<b>1.3</b>	<b>1.4</b>	<b>2.7</b>
Ohio .....	19,944,625	269,544	428,902	698,446	1.4	2.3	3.7
Cincinnati .....	4,400,000	73,817	128,159	201,976	1.7	2.9	4.6
Cleveland .....	4,416,667	48,139	97,591	145,730	1.1	2.2	3.3
Indiana .....	16,559,568	202,594	347,744	550,338	1.2	2.3	3.5
Illinois .....	11,489,927	163,585	223,996	387,581	1.4	2.0	3.4
Chicago .....	6,472,418	145,367	131,744	277,111	2.2	2.9	5.8
Michigan .....	7,871,463	94,201	120,716	214,917	1.2	1.7	2.9
Detroit .....	2,000,000	31,105	34,885	65,990	1.6	1.7	3.3
Wisconsin .....	2,814,808	43,360	50,969	94,329	1.5	1.9	3.4
Milwaukee .....	650,000	15,395	16,610	32,005	2.4	2.6	5.0
Iowa .....	6,090,538	85,085	121,291	206,376	1.4	2.1	3.5
Minnesota .....	4,519,779	61,429	93,923	155,352	1.4	2.2	3.6
Missouri .....	2,391,167	34,718	41,243	75,961	1.5	2.6	4.1
Saint Louis .....	4,015,639	56,812	65,722	122,534	1.4	2.5	3.9
Kansas .....	1,108,333	18,993	18,855	37,848	1.7	2.6	4.3
Nebraska .....	938,398	21,485	19,922	41,407	2.3	2.3	4.6
Colorado .....	976,872	20,544	28,951	44,495	2.1	3.0	5.1
Oregon .....	250,000	7,224	2,650	9,874	2.9	1.1	4.0
California† .....	1,579,167	18,416	3,940	22,356	1.2	0.2	1.4
San Francisco† .....	2,750,000	23,292	535	23,827	0.8	0.0	0.8
New Mexico .....	300,000	4,192	3,168	7,360	1.4	1.1	2.5
Utah .....	200,000	2,779	2,750	5,529	1.4	1.4	2.8
Idaho .....	100,000	1,367	3,184	4,551	1.4	3.2	4.6
Montana .....	350,000	6,795	6,432	13,227	1.9	3.2	5.1
Wyoming .....	125,000	1,973	1,599	3,572	1.6	2.1	3.7
Dakota .....	50,000	1,110	693	1,803	2.2	1.4	3.6
<b>Western States and Territories</b> .....	<b>102,364,369</b>	<b>1,453,321</b>	<b>1,991,174</b>	<b>3,444,495</b>	<b>1.4</b>	<b>2.1</b>	<b>3.5</b>
<b>Totals</b> .....	<b>485,250,694</b>	<b>6,902,573</b>	<b>8,829,304</b>	<b>15,731,877</b>	<b>1.4</b>	<b>1.9</b>	<b>3.3</b>

\* The capital of the banks that paid State, county, and municipal taxes on stock and real estate is \$474,667,771.

† California banks pay no State taxes on capital, except such as is invested in real estate.

Tables similar to the foregoing, for the years 1867 and 1869, and from 1874 to 1876 inclusive, appear in the appendix.

The amount of losses charged off by the banks during the last three years have been tabulated from the semi-annual reports of dividends and earnings made by the banks, and the results appear in the table below, which shows the number of banks which have suffered losses, and the amounts charged off by them, during each of the semi-annual periods ending on March 1 and September 1 of the years named:

Geographical divisions.	Six months ending—				Aggregate losses.
	March 1, 1878.		September 1, 1878.		
	No. of banks.	Losses.	No. of banks.	Losses.	
New England States.....	327	\$3,344,012	399	\$4,016,814	\$7,360,826
Middle States.....	417	4,506,813	449	5,502,770	10,009,583
Southern States.....	124	672,032	140	1,225,602	1,897,634
Western States and Territories.....	436	2,380,288	442	2,818,469	5,198,757
Totals for 1878.....	1,304	10,903,145	1,430	13,563,655	24,466,800
Add totals for 1877.....	980	8,175,961	1,108	11,757,627	19,933,588
Add totals for 1876.....	806	6,501,170	1,034	13,217,857	19,719,027
Aggregate losses and average number of banks, yearly.....	1,030	25,580,276	1,191	38,539,139	64,119,415

In his last two reports, the Comptroller gave tables showing the amount of losses thus charged off by the banks in each State and principal city in the Union during the years 1876 and 1877. A similar table is here presented for the present year, which gives the number of banks and amount of losses for each dividend period, to which are added the losses of the years 1876 and 1877:

States and cities.	March 1, 1878.		September 1, 1878.		Total.
	No. of banks.	Losses.	No. of banks.	Losses.	
Maine.....	39	\$82,399 47	42	\$133,457 93	\$215,857 40
New Hampshire.....	23	52,704 69	31	86,158 23	138,862 92
Vermont.....	25	160,026 03	33	218,407 69	378,433 72
Massachusetts.....	116	606,955 00	146	1,099,369 18	1,706,304 18
Boston.....	45	1,068,186 86	48	1,422,010 60	2,490,197 46
Rhode Island.....	23	721,661 20	38	415,073 24	1,136,734 44
Connecticut.....	56	652,098 23	61	642,337 12	1,294,435 35
New York.....	129	528,530 28	157	716,514 78	1,245,045 06
New York City.....	40	2,443,380 83	42	2,703,939 15	5,147,319 98
Albany.....	7	128,137 72	7	145,251 96	273,389 68
New Jersey.....	54	235,224 34	54	425,650 62	660,874 96
Pennsylvania.....	124	702,158 74	121	535,441 55	1,237,600 29
Philadelphia.....	20	190,045 35	22	371,630 95	561,676 30
Pittsburgh.....	13	100,208 94	18	318,827 57	419,036 51
Delaware.....	5	11,212 94	2	12,081 86	23,294 80
Maryland.....	8	25,101 77	8	9,341 37	34,443 14
Baltimore.....	12	138,674 34	12	230,241 65	368,915 99
District of Columbia.....	1	1,000 00	1	3,375 00	4,375 00
Washington.....	4	3,138 14	5	30,473 39	33,611 53
Virginia.....	15	88,235 87	16	122,704 26	210,940 13
West Virginia.....	6	12,809 04	9	22,434 35	35,243 39
North Carolina.....	12	71,363 73	12	149,901 81	221,265 54
South Carolina.....	10	70,696 13	10	29,367 83	100,063 96
Georgia.....	8	26,833 14	9	59,247 73	86,080 87
Florida.....	1	6,078 48	.....	.....	6,078 48
Alabama.....	7	28,244 60	9	70,802 41	99,047 01
New Orleans.....	6	40,557 55	7	297,939 35	338,496 90
Texas.....	11	32,828 14	9	41,031 60	73,859 74
Arkansas.....	2	14,402 05	2	11,060 18	25,462 23
Kentucky.....	21	103,343 81	30	163,171 41	266,515 22
Louisville.....	7	85,198 52	8	150,327 53	235,526 05
Tennessee.....	18	91,441 06	19	107,613 07	199,054 13
Ohio.....	83	358,859 37	94	606,815 54	965,674 91
Cincinnati.....	4	49,797 47	5	30,233 26	80,030 73
Cleveland.....	4	70,025 04	4	152,883 00	222,908 04
Indiana.....	59	257,823 49	56	353,474 40	611,297 89

Losses of the National Banks—Continued.

States and cities.	March 1, 1878.		September 1, 1878.		Total.
	No. of banks.	Losses.	No. of banks.	Losses.	
Illinois.....	67	\$161,741 93	73	\$288,720 66	\$450,462 59
Chicago.....	9	394,702 84	9	520,321 30	915,084 14
Michigan.....	52	205,873 19	48	165,988 78	371,861 97
Detroit.....	3	91,935 74	3	42,681 27	134,617 01
Wisconsin.....	18	50,044 39	18	27,715 87	77,760 26
Milwaukee.....	2	46,141 17	3	28,817 41	74,958 58
Iowa.....	50	183,033 46	40	92,673 24	275,706 70
Minnesota.....	23	128,388 05	24	98,568 87	226,956 92
Missouri.....	18	65,477 18	16	47,822 11	113,299 29
Saint Louis.....	4	75,838 52	5	95,618 14	171,456 66
Kansas.....	9	53,597 18	11	113,305 78	166,902 96
Nebraska.....	5	40,919 54	8	22,978 62	63,898 16
Colorado.....	10	56,941 34	10	48,430 80	105,372 14
Oregon.....	1	14,054 46	1	6,805 58	20,860 04
California.....	4	12,635 37	3	9,834 06	22,469 43
San Francisco.....	2	38,241 06	2	14,662 85	52,903 91
New Mexico.....	1	10,160 57	1	12,872 37	23,032 94
Utah.....	1	1,241 01	1	11,499 00	12,740 01
Montana.....	5	8,663 39	4	9,082 52	17,745 91
Wyoming.....	1	3,051 12	2	11,228 05	14,279 17
Dakota.....	1	1,041 17	1	5,436 00	6,477 17
Totals for 1878.....	1,304	10,903,145 04	1,430	13,563,654 85	24,466,799 89
Add for 1877.....	980	8,175,960 56	1,108	11,757,627 43	19,933,587 99
Add for 1876.....	806	6,501,189 82	1,034	13,217,856 60	19,719,026 42
Aggregate losses for three years.....		25,580,275 42		38,539,138 88	64,119,414 30

It will be seen from the foregoing tables that the total losses charged off by the banks during the current year were \$24,466,799.89; that in 1877 they amounted to \$19,933,587.99, and in 1876 to \$19,719,026.42; making a grand aggregate of \$64,119,414.30 of losses which the banks have sustained during the three years named, and have wiped off from their books by charging them largely to their previously accumulated undivided profit and surplus accounts.

The amount of losses sustained by the banks in the more important cities during the same period is shown in the following table:

Cities.	1876.	1877.	1878.
New York.....	\$6,873,759 97	\$4,247,941 66	\$5,147,319 98
Boston.....	1,598,722 68	2,192,053 81	2,490,197 46
Philadelphia.....	152,976 14	333,248 47	561,676 30
Pittsburgh.....	333,851 56	289,466 59	419,036 51
Baltimore.....	876,207 32	200,597 74	368,915 99
New Orleans.....	519,701 41	286,259 47	338,496 90

In consequence of the losses above shown, many of the banks have been compelled to entirely forego dividends for a longer or shorter period. A tabular statement is given below, showing by geographical divisions the number of banks, with their capital, which passed dividends during each of the semi-annual dividend periods of 1877 and 1878:

Geographical divisions.	Six months ending—							
	March 1, 1877.		September 1, 1877.		March 1, 1878.		September 1, 1878.	
	No.	Capital.	No.	Capital.	No.	Capital.	No.	Capital.
New England States.....	25	\$8,150,000	35	\$9,085,000	37	\$9,389,500	51	\$14,870,000
Middle States.....	73	12,742,000	92	15,573,200	95	17,244,400	114	22,454,850
Southern States.....	27	3,720,000	30	4,236,000	36	5,266,000	44	6,867,000
Western States.....	106	14,090,000	118	10,737,000	144	15,013,000	132	12,870,100
Pacific States and Territories.....	14	1,750,000	13	1,535,000	16	1,885,000	16	1,675,000
Totals.....	245	40,452,000	288	41,166,200	328	48,797,900	357	58,736,950



The number of banks passing dividends in the first dividend period of 1876 was 235, with a capital of \$34,290,320; and in the second period the number was 273, and the capital represented was \$44,057,725. It will be seen that during the last three years, an average amount of \$44,583,516 of capital of the national banks has paid no dividends whatever to its owners.

But the foregoing table of the number of banks which have passed dividends during the last three years does not fully represent the effect of the great losses suffered by them, nor the diminution of their profits in later years. For, in addition to what is here shown, very many of the banks which have declared dividends have been compelled to reduce them to rates which cannot be considered a fair compensation for the use of the capital employed. This additional effect is shown in the following table, which exhibits the amount of capital, surplus, dividends, and total earnings of all the national banks, for each half year, from March 1, 1869, to September 1, 1878, together with the ratios of such dividends and earnings to capital and surplus:

Period of six months ending—	No. of banks.	Capital.	Surplus.	Total dividends.	Total net earnings.	RATIOS.		
						Divi- dends to capital.	Dividends to capital and sur- plus.	Earnings to capital and sur- plus.
						<i>Per ct.</i>	<i>Per ct.</i>	<i>Per ct.</i>
Sept. 1, 1869	1,481	\$401,650,802	\$82,105,848	\$21,767,831	\$29,221,184	5.42	4.50	6.04
Mar. 1, 1870	1,571	416,366,991	86,118,210	21,479,095	28,996,934	5.16	4.27	5.77
Sept. 1, 1870	1,601	425,317,104	91,630,620	21,080,343	26,813,885	4.96	4.08	5.19
Mar. 1, 1871	1,605	428,699,165	94,672,401	22,205,150	27,243,162	5.18	4.24	5.21
Sept. 1, 1871	1,693	445,999,264	98,286,591	22,125,279	27,315,311	4.96	4.07	5.02
Mar. 1, 1872	1,750	450,693,706	99,431,243	22,859,826	27,502,539	5.07	4.16	5.00
Sept. 1, 1872	1,852	465,676,023	105,181,942	23,827,289	30,572,891	5.12	4.17	5.36
Mar. 1, 1873	1,912	475,918,683	114,257,288	24,826,061	31,926,478	5.22	4.21	5.41
Sept. 1, 1873	1,955	488,100,951	118,113,848	24,823,029	33,122,000	5.09	4.09	5.46
Mar. 1, 1874	1,967	489,510,323	123,469,859	23,529,998	29,544,120	4.81	3.84	4.82
Sept. 1, 1874	1,971	489,938,284	128,864,039	24,929,307	30,036,811	5.09	4.03	4.86
Mar. 1, 1875	2,007	493,598,831	131,560,637	24,750,816	29,136,007	5.01	3.96	4.66
Sept. 1, 1875	2,047	497,894,833	134,123,649	24,317,785	28,800,217	4.88	3.85	4.56
Mar. 1, 1876	2,076	504,209,491	134,467,595	24,811,581	23,097,921	4.92	3.88	3.62
Sept. 1, 1876	2,081	500,482,271	132,251,078	22,563,829	20,540,231	4.50	3.57	3.25
Mar. 1, 1877	2,080	496,651,580	130,872,165	21,803,969	19,592,962	4.39	3.47	3.12
Sept. 1, 1877	2,072	486,324,860	124,349,254	22,117,116	15,274,028	4.54	3.62	2.50
Mar. 1, 1878	2,074	475,609,751	122,373,561	18,982,390	16,946,696	3.99	3.17	2.83
Sept. 1, 1878	2,047	470,231,896	118,687,134	17,959,223	13,658,893	3.81	3.04	2.31

This table shows a gradual and steady decline in the ratio, not only of dividends but of earnings, from 1870 to the present time. The ratio of dividends to capital has declined from 10.12 per cent. in 1870 to 7.80 per cent. in the present year; the ratio of dividends to capital and surplus, which in 1870 was 8.35, is this year but 6.21; while the ratio of total net earnings to capital and surplus has receded during the same period from 10.96 to 5.14. The latter fact shows how largely the dividends of late years have been drawn from the accumulated earnings of former periods, and that even the diminished dividends of to-day much exceed the actual current earnings of the banks.

A table is given in the appendix which shows concisely the ratio of dividends to capital, and to capital and surplus, and of total net earnings to capital and surplus, of each State and principal city in the Union, for each half year from March 1, 1874, to September 1, 1878.

The following table exhibits by geographical divisions ratios similar to those on the foregoing page, for the years 1876 1877, and 1878 :

Geographical divisions.	1876.			1877.			1878.		
	Divi- dends to capital.	Divi- dends to capital and sur- plus.	Earnings to capital and sur- plus.	Divi- dends to capital.	Divi- dends to capital and sur- plus.	Earnings to capital and sur- plus.	Divi- dends to capital.	Divi- dends to capital and sur- plus.	Earnings to capital and sur- plus.
	Per ct.	Per ct.	Per ct.	Per ct.	Per ct.	Per ct.	Per ct.	Per ct.	Per ct.
New England States .....	8.4	6.7	6.5	7.6	6.0	4.7	6.9	5.5	4.3
Middle States ..	9.8	7.7	5.5	8.5	6.6	5.4	7.9	6.1	4.9
Southern States	8.8	7.6	9.6	8.3	7.1	7.1	7.3	6.2	5.7
Western States and Territo- ries .....	10.3	8.1	9.9	12.2	9.6	7.2	9.6	7.8	6.9
United States ..	9.4	7.5	6.9	8.9	7.1	5.6	7.8	6.2	5.1

## REDEMPTION.

The following table exhibits the amount of national-bank notes received for redemption monthly by the Comptroller of the Currency for the year ending November 1, 1878, and the amount received for the same period at the redemption-agency of the Treasury, together with the total amount received since the passage of the act of June 20, 1874:

Months.	Received by Comptroller.					Received at the redemption-agency.
	From national banks for re-issue or sur-render.	From redemption-agency for reissue.	Notes of national banks in liquida-tion.	Under act of June 20, 1874.	Total.	
November, 1877 .....	\$11,680	\$3,107,800	\$166,546	\$1,432,017	\$4,718,043	\$17,340,759
December, 1877 .....	17,590	3,101,900	137,500	529,692	3,786,682	17,222,396
January, 1878 .....	15,400	4,323,100	258,189	577,010	5,173,699	18,040,569
February, 1878 .....	30,900	3,720,600	203,750	524,397	4,479,647	13,538,278
March, 1878 .....	18,000	3,534,800	129,420	392,760	4,074,980	12,025,805
April, 1878 .....	104,500	4,001,700	211,458	721,178	5,040,836	15,766,848
May, 1878 .....	68,700	6,086,500	326,315	1,096,429	7,577,944	24,076,684
June, 1878 .....	66,073	5,909,800	492,043	1,017,166	7,485,082	23,615,670
July, 1878 .....	346,750	4,635,100	183,127	690,264	5,855,241	22,785,473
August, 1878 .....	115,405	3,435,500	308,585	625,507	4,484,897	16,418,603
September, 1878 .....	37,600	2,997,500	177,911	327,069	3,540,080	13,292,206
October, 1878 .....	161,159	2,995,000	89,580	283,063	3,528,802	8,376,449
Total .....	995,757	47,849,200	2,684,424	8,216,552	59,745,933	202,499,740
Received from June 20, 1874, to November 1, 1877 .....	10,974,288	273,670,855	10,283,941	52,805,216	347,734,300	664,794,553
Grand total .....	11,970,045	321,520,055	12,968,365	61,021,768	407,480,233	867,294,293

During the year ending November 1, 1878, there was received at the redemption-agency of the Treasury \$202,499,740 of national-bank notes, of which amount \$65,847,000, or about 32½ per cent., was received from the banks in New York City, and \$75,396,000, or about 37½ per cent., from Boston. The amount received from Philadelphia was \$10,756,000; from Baltimore, \$1,215,000; Pittsburgh, \$1,026,000; Cincinnati, \$2,223,000; Chicago, \$2,866,000; Saint Louis, \$814,000; Providence, \$4,945,000. The amount of circulating notes, fit for circulation, returned by the agency to the banks during the year was \$151,683,200. The total amount received by the Comptroller for destruction, from the redemption-agency and from the national banks direct, was \$57,061,509. Of this

amount \$5,830,516 were issues of the banks in the city of New York; \$4,447,325 of Boston; \$1,811,160 of Philadelphia; \$1,107,323 of Baltimore; \$1,087,470 of Pittsburgh; \$435,200 of Cincinnati; \$444,398 of Chicago; \$169,673 of Saint Louis; \$360,281 of New Orleans; \$351,800 of Albany; and \$359,490 of Cleveland.

There were, on November 1, \$282,991,768 of national-bank notes outstanding upon which the charter number had been printed, and \$36,660,353 not having that imprint.

The following table exhibits the number and amount of national-bank notes of each denomination which have been issued and redeemed since the organization of the system, and the number and amount outstanding on November 1, 1878:

Denominations.	Number.			Amount.		
	Issued.	Redeemed.	Outstanding.	Issued.	Redeemed.	Outstanding.
Ones .....	22,478,415	18,194,196	4,284,219	\$22,478,415	\$18,194,196	\$4,284,219
Twos .....	7,517,765	6,226,692	1,291,073	15,055,530	12,453,384	2,582,146
Fives .....	61,191,288	42,683,433	18,507,855	305,956,440	213,417,165	92,539,275
Tens .....	24,157,293	13,859,149	10,298,144	241,572,930	138,591,490	102,981,440
Twentyes .....	7,944,167	3,933,178	3,410,989	146,883,340	78,633,560	68,219,780
Fifties .....	1,147,578	728,222	419,356	57,378,900	36,411,100	20,967,800
One-hundreds .....	812,903	541,859	271,044	81,290,300	54,185,900	27,104,400
Five-hundreds .....	20,210	18,895	1,315	10,105,000	9,447,500	657,500
Thousands .....	6,204	5,900	304	6,204,000	5,900,000	304,000
					*-11,562	*+11,562
Totals .....	124,675,823	86,191,524	38,484,299	886,904,855	567,252,733	319,652,122

A table showing the number and denominations of national-bank notes issued and redeemed, and the number of each denomination outstanding on November 1 for the last eleven years, will be found in the appendix.

The following table shows the amount of national-bank notes received at this Office and destroyed yearly since the establishment of the system:

Prior to November 1, 1865.....	175,490
During the year ending October 31, 1866.....	1,050,382
During the year ending October 31, 1867.....	3,401,423
During the year ending October 31, 1868.....	4,602,825
During the year ending October 31, 1869.....	8,603,729
During the year ending October 31, 1870.....	14,305,689
During the year ending October 31, 1871.....	24,344,047
During the year ending October 31, 1872.....	30,211,720
During the year ending October 31, 1873.....	36,433,171
During the year ending October 31, 1874.....	49,939,741
During the year ending October 31, 1875.....	137,697,696
During the year ending October 31, 1876.....	98,672,716
During the year ending October 31, 1877.....	76,918,963
During the year ending October 31, 1878.....	57,381,249
Additional amount destroyed of notes of banks in liquidation.....	23,524,492
Total.....	567,263,333

INSOLVENT BANKS.

Since November 1, 1877, receivers have been appointed for banks in operation at that date, as follows:

	Capital.
Third National Bank of Chicago, Ill.....	\$750,000
Central National Bank of Chicago, Ill.....	200,000
First National Bank of Kansas City, Mo.....	500,000
Commercial National Bank of Kansas City, Mo.....	100,000
First National Bank of Tarrytown, N. Y.....	100,000
Washington County National Bank of Greenwich, N. Y.....	200,000

\* Subtract or add for portions of notes lost or destroyed.

	Capital.
First National Bank of Dallas, Tex .....	\$50,000
People's National Bank of Helena, Mont .....	100,000
First National Bank of Bozeman, Mont .....	50,000
Farmers' National Bank of Platte City, Mo .....	50,000
	2,100,000

Receivers have also been appointed, since the date named, for the following banks which had previously gone into voluntary liquidation: First National Bank of Ashland, Pa.; First National Bank of Allentown, Pa.; First National Bank of Waynesburg, Pa.; Citizens' National Bank of Charlottesville, Va.; and Merchants' National Bank of Fort Scott, Kans. The receivers for the five last-mentioned banks were appointed under authority of an act "authorizing the appointment of receivers of national banks, and for other purposes," approved June 30, 1876. This action was rendered necessary by the complaints of creditors that the affairs of the several banks were not being properly or efficiently settled by the officers or agents having them in charge.

Dividends have been paid to the creditors of six of the banks that have failed during the year, as follows:

Third National Bank of Chicago, Ill .....	70 per cent.
Central National Bank of Chicago, Ill .....	40 per cent.
First National Bank of Kansas City, Mo .....	30 per cent.
Commercial National Bank of Kansas City, Mo .....	100 per cent.
First National Bank of Tarrytown, N. Y .....	70 per cent.
Washington County National Bank of Greenwich, N. Y .....	50 per cent.

The aggregate amount of these dividends is \$1,309,167; the average rate being 53.8 per cent.

Dividends have also been paid during the year to creditors of banks which failed previous to November 1, 1877, as follows:

Merchants' National Bank of Washington, D. C. 14 <sup>7</sup> / <sub>10</sub>	per cent. ; total, 24 <sup>7</sup> / <sub>10</sub>	per cent.
First National Bank of Selma, Ala. .... 7	per cent. ; total, 42	per cent.
Ocean National Bank, New York, N. Y. .... 5	per cent. ; total, 95	per cent.
Wallkill National Bank, Middletown, N. Y. .... 15	per cent. ; total, 100	per cent.
Crescent City National Bank, New Orleans, La. .... 15	per cent. ; total, 75	per cent.
Atlantic National Bank, New York, N. Y. .... 15	per cent. ; total, 85	per cent.
New Orleans National Banking Association, La. .... 20	per cent. ; total, 50	per cent.
First National Bank of Carlisle, Pa. .... 32	per cent. ; total, 72	per cent.
First National Bank of Topeka, Kans. .... 13 <sup>3</sup> / <sub>10</sub>	per cent. ; total, 58 <sup>3</sup> / <sub>10</sub>	per cent.
First National Bank of Norfolk, Va. .... 10	per cent. ; total, 45	per cent.
First National Bank of Tiffin, Ohio. .... 10	per cent. ; total, 37	per cent.
Charlottesville National Bank, Va. .... 10	per cent. ; total, 30	per cent.
Miners' National Bank, Georgetown, Colo. .... 25	per cent. ; total, 35	per cent.
Fourth National Bank of Chicago, Ill. .... 10	per cent. ; total, 50	per cent.
First National Bank of Bedford, Iowa. .... 12 <sup>1</sup> / <sub>2</sub>	per cent. ; total, 12 <sup>1</sup> / <sub>2</sub>	per cent.
First National Bank of Osceola, Iowa. .... 75	per cent. ; total, 100	per cent.
First National Bank of Duluth, Minn. .... 27	per cent. ; total, 72	per cent.
First National Bank of La Crosse, Wis. .... 15	per cent. ; total, 35	per cent.
City National Bank of Chicago, Ill. .... 10	per cent. ; total, 45	per cent.
Watkins National Bank, Watkins, N. Y. .... 12 <sup>1</sup> / <sub>2</sub>	per cent. ; total, 100	per cent.
First National Bank, Wichita, Kans. .... 25	per cent. ; total, 60	per cent.
Northumberland County Nat. B'k, Shamokin, Pa. .... 25	per cent. ; total, 50	per cent.
First National Bank of Winchester, Ill. .... 30	per cent. ; total, 50	per cent.
National Exchange Bank, Minneapolis, Minn. .... 15	per cent. ; total, 65	per cent.
National Bank of the State of Missouri, Saint Louis, Mo. .... 10	per cent. ; total, 35	per cent.
First National Bank of Delphi, Ind. .... 25	per cent. ; total, 50	per cent.
Lock Haven National Bank, Lock Haven, Pa. .... 30	per cent. ; total, 30	per cent.

The total amount of dividends disbursed by the Comptroller to creditors of insolvent banks during the year ending November 1, 1878, was \$2,856,851. The total dividends paid since the organization of the system is \$14,010,313, upon proved claims amounting to \$23,147,393, or 60.53 per cent. of the amount of the claims.

Assessments amounting to \$5,703,500 have been made upon the share-

holders of thirty-four insolvent banks for the purpose of enforcing their individual liability, of which \$1,458,834 has been collected.

A table showing the national banks which have been placed in the hands of receivers, the date of appointment of receivers, the amount of capital and of claims proved, and the rates of dividends paid; and also one showing the amount of circulation of such banks, issued, redeemed, and outstanding, on November 1, 1878, will be found in the appendix.

STATE BANKS AND SAVINGS BANKS.

The laws of the United States require returns of capital and deposits to be made to the Commissioner of Internal Revenue, for purposes of taxation, by all State banks, savings-banks, and private bankers. The data for the following table were obtained from the Commissioner and compiled in this Office. This table exhibits, by geographical divisions, the number of State banks and trust companies, private bankers, and savings-banks, and their average capital and deposits for the six months ending May 31, 1878:

STATE BANKS AND TRUST COMPANIES.

Geographical divisions.	Number of banks.	Capital.	Deposits.
New England States .....	42	\$8, 189, 517	\$15, 062, 430
Middle States .....	217	42, 446, 037	122, 098, 847
Southern States .....	233	27, 378, 751	30, 667, 577
Western States .....	296	20, 247, 869	38, 877, 287
Pacific States and Territories .....	65	26, 085, 088	22, 776, 484
United States .....	853	124, 347, 262	229, 482, 625

PRIVATE BANKERS.

New England States .....	71	\$2, 858, 688	\$3, 228, 297
Middle States .....	916	34, 482, 781	61, 922, 908
Southern States .....	280	7, 298, 396	13, 683, 874
Western States .....	1, 450	26, 917, 565	75, 167, 656
Pacific States and Territories .....	139	6, 240, 798	29, 830, 230
United States .....	2, 856	77, 798, 228	183, 832, 965

SAVINGS-BANKS WITH CAPITAL.

New England States .....	1	\$68, 400	\$1, 139, 916
Middle States .....	3	160, 000	1, 373, 145
Southern States .....	4	881, 882	1, 278, 900
Western States .....	11	304, 852	1, 931, 700
Pacific States and Territories .....	4	1, 822, 208	20, 456, 307
United States .....	23	3, 237, 342	26, 179, 968

SAVINGS-BANKS WITHOUT CAPITAL.

New England States .....	441		\$405, 427, 083
Middle States .....	190		358, 680, 633
Southern States .....	3		2, 143, 723
Western States .....	25		10, 308, 123
Pacific States and Territories .....	9		28, 739, 783
United States .....	668		803, 299, 345

SUMMARY.

New England States .....	555	\$11, 116, 605	\$422, 857, 726
Middle States .....	1, 326	77, 088, 818	544, 075, 533
Southern States .....	520	35, 559, 029	47, 774, 074
Western States .....	1, 782	47, 470, 286	126, 284, 766
Pacific States and Territories .....	217	34, 148, 094	101, 802, 804
United States .....	4, 400	205, 382, 832	1, 242, 794, 903

The following table exhibits by States, cities, and geographical divisions, the average capital and deposits of the same banks and bankers, and the taxes thereon for the same period :

States and Territories.	No. of banks.	Capital.	Deposits.	Tax.		
				On capital.	On deposits.	Total.
Maine .....	69	\$92, 108	\$28, 957, 428	\$188 98	\$1, 253 21	\$1, 442 19
New Hampshire.....	71	61, 000	28, 309, 624	152 50	4, 270 50	4, 423 00
Vermont .....	21	344, 167	8, 140, 383	829 33	4, 096 57	4, 925 90
Massachusetts .....	170	834, 666	157, 816, 812	1, 429 33	5, 085 19	6, 514 52
Boston .....	59	3, 061, 397	70, 746, 941	3, 826 47	17, 694 04	21, 520 51
Rhode Island.....	58	\$, 883, 267	50, 028, 328	8, 188 16	39, 301 63	47, 489 79
Connecticut .....	107	2, 840, 000	78, 858, 210	5, 604 82	31, 271 53	36, 876 35
<b>New England States.....</b>	<b>555</b>	<b>11, 116, 605</b>	<b>422, 857, 726</b>	<b>20, 219 59</b>	<b>102, 972 67</b>	<b>123, 192 26</b>
New York.....	328	10, 427, 448	148, 258, 669	20, 290 36	100, 972 62	121, 262 98
New York City.....	443	40, 700, 289	247, 964, 314	56, 276 58	214, 356 85	270, 633 43
Albany.....	14	642, 000	12, 153, 189	706 47	4, 039 36	4, 745 83
New Jersey.....	59	1, 741, 071	19, 326, 498	3, 536 29	14, 587 16	18, 123 45
Pennsylvania.....	313	10, 807, 358	29, 979, 015	25, 172 82	74, 851 74	100, 024 56
Philadelphia.....	59	2, 113, 756	42, 552, 729	4, 648 68	61, 604 26	66, 252 94
Pittsburgh.....	37	4, 657, 547	13, 727, 252	10, 284 93	22, 599 96	32, 884 89
Delaware.....	9	712, 578	1, 798, 521	1, 667 97	2, 031 54	3, 699 51
Maryland.....	13	627, 513	559, 703	962 01	913 51	1, 875 52
Baltimore.....	41	4, 162, 516	24, 604, 030	8, 795 49	15, 740 49	24, 535 98
Washington.....	10	496, 742	3, 151, 613	513 18	6, 469 94	6, 983 12
<b>Middle States.....</b>	<b>1, 326</b>	<b>77, 088, 818</b>	<b>544, 075, 533</b>	<b>132, 854 78</b>	<b>518, 167 43</b>	<b>651, 022 21</b>
Virginia.....	77	3, 281, 667	6, 499, 580	7, 753 69	15, 421 29	23, 174 98
West Virginia.....	22	1, 496, 792	3, 927, 737	3, 668 37	9, 819 28	13, 487 65
North Carolina.....	13	588, 290	978, 018	1, 470 72	2, 445 03	3, 915 75
South Carolina.....	18	911, 523	1, 004, 868	2, 278 77	2, 428 28	4, 707 05
Georgia.....	67	4, 317, 817	3, 948, 488	10, 711 40	9, 190 49	19, 901 89
Florida.....	6	89, 483	233, 405	223 70	583 48	807 18
Alabama.....	22	993, 276	1, 813, 605	2, 420 69	4, 533 93	6, 954 62
Mississippi.....	32	1, 289, 573	1, 732, 597	2, 535 64	4, 331 42	6, 867 06
Louisiana.....	3	116, 000	48, 110	177 50	120 28	297 78
New Orleans.....	21	4, 473, 905	7, 994, 123	10, 726 42	15, 184 95	25, 911 37
Texas.....	102	3, 707, 057	4, 626, 420	8, 744 54	11, 565 63	20, 310 17
Arkansas.....	15	225, 576	298, 605	514 24	746 48	1, 260 72
Kentucky.....	74	7, 010, 103	6, 287, 262	16, 656 29	15, 718 26	32, 374 55
Louisville.....	17	5, 288, 296	5, 650, 557	12, 971 68	14, 135 04	27, 096 72
Tennessee.....	31	1, 769, 671	2, 731, 199	4, 233 85	6, 828 00	11, 061 85
<b>Southern States.....</b>	<b>520</b>	<b>35, 559, 029</b>	<b>47, 774, 074</b>	<b>85, 087 50</b>	<b>113, 041 84</b>	<b>198, 129 34</b>
Ohio.....	255	6, 042, 364	15, 952, 238	12, 959 68	38, 776 39	51, 736 07
Cincinnati.....	21	2, 022, 369	7, 361, 629	3, 388 23	17, 295 38	20, 683 61
Cleveland.....	9	898, 623	12, 244, 967	1, 590 98	17, 403 31	18, 994 29
Indiana.....	150	5, 081, 175	10, 224, 039	11, 724 36	21, 838 78	33, 563 14
Illinois.....	319	4, 509, 738	12, 472, 557	10, 153 55	29, 981 71	40, 135 26
Chicago.....	31	3, 612, 908	6, 832, 759	4, 892 45	17, 043 45	21, 935 90
Michigan.....	153	2, 636, 707	4, 737, 722	6, 454 25	11, 844 11	18, 298 36
Detroit.....	15	1, 108, 368	5, 179, 009	1, 800 91	11, 038 32	12, 839 23
Wisconsin.....	89	1, 386, 425	3, 714, 069	3, 026 20	9, 284 96	12, 311 16
Milwaukee.....	11	729, 853	5, 747, 509	1, 669 66	14, 368 72	16, 038 38
Iowa.....	287	5, 255, 013	8, 224, 785	12, 711 94	20, 377 82	33, 089 76
Minnesota.....	77	1, 510, 502	3, 233, 693	3, 662 47	7, 950 50	11, 612 97
Missouri.....	176	4, 124, 269	10, 184, 792	9, 811 03	25, 461 50	35, 272 53
Saint Louis.....	32	6, 576, 033	16, 387, 002	14, 540 48	40, 967 45	55, 507 93
Kansas.....	109	1, 472, 344	2, 598, 746	3, 441 85	6, 496 55	9, 938 40
Nebraska.....	48	503, 595	1, 189, 250	1, 203 76	2, 972 96	4, 176 72
<b>Western States.....</b>	<b>1, 782</b>	<b>47, 470, 286</b>	<b>126, 284, 766</b>	<b>103, 031 80</b>	<b>293, 101 91</b>	<b>396, 133 71</b>
Oregon.....	10	643, 225	1, 489, 547	1, 499 49	3, 602 45	5, 101 94
California.....	84	9, 943, 129	17, 422, 175	24, 733 99	37, 946 00	62, 679 99
San Francisco.....	33	21, 787, 036	78, 070, 629	46, 256 46	132, 601 59	178, 858 05
Colorado.....	28	526, 190	934, 915	1, 315 46	2, 336 38	3, 651 84
Nevada.....	18	412, 268	1, 914, 583	1, 030 66	4, 786 37	5, 817 03
Utah.....	8	190, 000	714, 555	475 00	1, 786 37	2, 261 37
New Mexico.....	4	5, 000	61, 180	12 50	152 95	165 45
Wyoming.....	3	82, 794	148, 682	198 69	371 70	570 59
Idaho.....	2	54, 000	16, 358	135 00	40 88	175 88
Dakota.....	12	78, 039	277, 927	195 10	694 80	889 90
Montana.....	8	133, 413	188, 918	333 53	472 28	805 81
Washington.....	3	208, 000	537, 450	520 00	1, 343 62	1, 863 62
Arizona.....	4	85, 000	25, 885	212 50	64 70	277 20
<b>Pacific States and Territories.....</b>	<b>217</b>	<b>34, 148, 094</b>	<b>101, 802, 804</b>	<b>76, 918 38</b>	<b>186, 200 09</b>	<b>263, 118 47</b>
<b>Totals.....</b>	<b>4, 400</b>	<b>205, 382, 832</b>	<b>1, 242, 794, 903</b>	<b>418, 112 05</b>	<b>1, 213, 483 94</b>	<b>1, 631, 595 99</b>

Tables giving similar information for previous years will be found in the appendix.

Section 333 of the Revised Statutes requires the Comptroller to report to Congress the resources and liabilities of banks other than national, so far as such information can be obtained by him. Statements showing the condition of the State and savings banks of New York and New England are readily obtained for this purpose from the State authorities. A summary of these, and of returns showing the condition of the State banks of New Jersey, Pennsylvania, Maryland, Ohio, Louisiana, Kentucky, Michigan, Wisconsin, Minnesota, Kansas, and California, are given in the appendix. Complete returns are also given showing the condition of the savings-banks of New England, New York, New Jersey, Ohio, and California. It will be seen that complete returns of State banks have been received from seventeen States only, of savings-banks from but ten States, and of trust and loan companies from five only. The laws of fourteen States do not require returns to be made by banking associations to any State official. The tables referred to do not therefore present a satisfactory exhibit of the condition of the resources and liabilities of the State banks and savings-banks of the country.

#### SUMMARY OF THE PRINCIPAL RESTRICTIONS AND REQUIREMENTS OF THE NATIONAL BANK ACT.

1. The corporate powers possessed by the national banking associations, and which they cannot exceed, are limited by the organic act which governs them, and are very carefully enumerated therein. They are, briefly, as follows:

*First.* To adopt and use a corporate seal.

*Second.* To have succession for twenty years, unless sooner voluntarily dissolved, or their franchise becomes forfeited by some violation of law.

*Third.* To make contracts.

*Fourth.* To sue and be sued, as fully as natural persons.

*Fifth.* To elect or appoint directors, and by the directors to appoint a president, cashier, and other officers, and define their duties.

*Sixth.* To adopt all necessary by-laws, not inconsistent with law.

*Seventh.* To exercise by their boards of directors, or officers, *subject to law*, such incidental powers as are necessary to carry on the business of banking; by discounting and negotiating promissory notes and other evidences of debt; by receiving deposits; by buying and selling exchange, coin, and bullion; by loaning money on personal security; and by obtaining and issuing circulating notes.

These are the entire powers possessed by the national banks, and it has been judicially held that all powers not here enumerated are withheld. These enumerated powers, therefore, operate also as restrictions upon the banks.

2. One of the provisions appearing in the above grant of powers is that the national banks may loan money upon personal security only—that is, real estate may not be taken by them, directly or indirectly, as *original* security for any loan; the effect of which is to make them commercial institutions, and to discourage the loaning of money upon securities not readily convertible.

3. Mortgages on real estate may be taken, or real estate be conveyed to them, by way of security for or in satisfaction of debts previously contracted in good faith; or they may purchase the same at sales under judgments, decrees, or mortgages held by them. But all possession by them of such real estate, whether under mortgage, by purchase, or otherwise, is limited to five years.

4. They are required to have a paid-up capital of not less than \$100,000 each, and in cities of 50,000 inhabitants their capital must be not less than \$200,000 each. In the discretion of the Secretary of the Treasury, however, banks with not less than \$50,000 capital may be organized in places having less than 6,000 inhabitants. The design and effect of these provisions is to prevent, as far as possible, the establishment of feeble organizations, unequal to the wants of the communities in which they are located.

5. At least one-half of the authorized capital must be paid in before commencing business, and the remaining portion must be paid in at the rate of not less than one-fifth monthly from the time the association is authorized to commence business. Proper provision is made for enforcing payment of installments of capital stock subscribed, or for making good any impairment of capital which may occur in the course of business.

6. The Comptroller is also authorized and required, before issuing his certificate of authority to any association to commence business, to ascertain if such association has in good faith complied with all the requirements of law preliminary to its organization, and he may appoint a special commission for this purpose if thought necessary. He must also obtain a sworn statement of the president and cashier and of a majority of the directors of the proposed association, setting forth all the facts properly bearing on this inquiry.

7. No increase or reduction of the authorized capital of an association can be made without the approval of the Comptroller being first obtained, and no increase is valid until the whole amount is actually paid in and certified to under oath.

8. Every director must be a citizen of the United States, and three-fourths of the directors of any association must be residents of the State, Territory, or District in which it is located. Each director must also, during his whole continuance in office, be the *bona-fide* owner of not less than ten shares of the capital stock of the association of which he is a director, which shares must not be hypothecated or in any way pledged as security for any loan or debt. To all of which he must make oath.

9. Every director must also, immediately upon his election or appointment, make and transmit to the Comptroller an oath that he will faithfully administer the affairs of his association, and will not knowingly violate, or permit to be violated, any of the provisions of the national-bank act.

10. The shareholders of every national bank are each made individually responsible, equally and ratably, and not one for another, for all contracts, debts, and engagements of such association, to the extent of their stock therein, at its par value, *in addition* to the amount invested in such shares; thus giving a double security to the general creditors of these associations.

11. Each national bank, before it is authorized to commence business, must have first deposited with the Treasurer of the United States an amount of interest-bearing, registered United States bonds, not less in any case than \$30,000, nor less than one-third of the paid-in capital of the bank, except that, by a late act, the maximum deposit of bonds required for any bank is \$50,000. These bonds are primarily held as security for the redemption of the circulating notes of the bank; but as the amount of circulation issued equals ninety per cent. only of the par value of the bonds deposited, any excess in the value of the bonds above the amount of circulation to be redeemed becomes an added security, in the possession of the government, applicable to the payment



of claims of the general creditors of the association depositing them, should it become insolvent.

12. National banks are forbidden to make transfers or assignments of any of their assets or credits after an act of insolvency, or in contemplation thereof, with a view to the preference of one creditor to another; and any transfer or assignment so made is null and void.

13. Every association in the national system is required to receive at par, for any debt or liability to it, the circulating notes of any and all other banks in the system, and these notes are also receivable by the government for all taxes or other dues, except duties on imports, and are payable for all debts or demands owing by the government, except interest on the public debt. These features give to the notes an additional value beyond that which they possess through a deposit of United States bonds.

14. One of the most invaluable features of the national banking system is that requiring each association to have at all times on hand an available cash reserve of specified proportions as compared with its deposits and circulation. The proportion required for banks located in the financial centers of the country is 25 per cent. of their deposits. For all other banks the required proportion is 15 per cent. of their deposits. The proportion of reserve to circulation is the same for all banks, namely, five per cent., which amount is to be at all times on deposit with the Treasurer of the United States, to be held and used by him in the redemption of their notes. This sum is also permitted to be counted as part of the required reserve on deposits. Most stringent means are placed at the disposal of the Comptroller for enforcing compliance by the banks with the requirements of the law relating to the maintenance of a cash reserve.

15. Equal in importance with the requirements as to a cash reserve are the provisions which compel the accumulation by each national bank of a surplus fund, to be set apart by it from time to time out of the profits of its business, and which fund may not be used by the bank for any purpose other than to meet and charge off losses in excess of its current earnings. These provisions require that each association shall, before making any dividend, carry to its surplus fund one-tenth part of its net profits since its last preceding dividend, until the same shall amount to 20 per cent. of its capital stock. It is further provided that no dividend shall ever be declared by any association to an amount greater than its undivided profits (not surplus) then on hand, deducting therefrom its losses and bad debts, and that if such losses shall equal or exceed its profits on hand other than surplus, no dividend shall be made. Careful provision is thus made for the steady growth of the surplus fund of each national bank, until its sum shall equal one-fifth of the capital of the association, thereby establishing a reserve fund against which it may charge any excess of losses over and above its other profits on hand, and thus preserve its capital stock unimpaired. Under these provisions the amount of surplus accumulated by all the banks now in operation is \$116,897,800, against an aggregate capital of \$466,147,436.

16. Another very important feature of the law is the requirement that detailed statements of the condition of each national bank, verified by the oath of its president or cashier, and attested by not less than three of its directors, shall, not less than five times in each year, be made to the Comptroller, and also be published in the city or town where the bank is established; and to guard against the possibility of any bank fortifying itself, in advance of a known day for making a report, so as to make a good showing on that particular day, it is further provided that each report shall be for some *past* day, to be specified by the Comptroller.

This Office, also, under the law, makes annually a report to Congress, containing a great number and variety of statistical tables compiled from the various reports of the banks, through the wide distribution of which full information concerning the banks and the working of the system is annually placed before the public.

17. The national banks are also required to make semi-annual reports to the Comptroller of their dividends declared, and the amount of their profits in excess of such dividends, which returns are also tabulated by him and the results presented to Congress and the country in his annual reports. Full means are provided for enforcing compliance by the banks with the provisions of law concerning both classes of reports here named, by authorizing a severe penalty for any failure or neglect to make and transmit the same.

18. In addition to the means for acquiring a knowledge of the condition of the banks furnished by the reports already mentioned, the law provides for their examination periodically by disinterested persons to be appointed by the Comptroller. These persons visit the banks, inspect their books of account, securities, and assets and liabilities generally, have power to examine their officers and directors under oath and inquire into all matters necessary to a full understanding of their actual, existing condition, and then make immediate and full report in writing of the results of such examination. This feature of the law is an invaluable one, operating not only as a restraint against irregular practices by any banks so disposed, but as a means of detecting them and preventing their recurrence. These examinations may be as frequent as is thought necessary, and their expense is borne by the banks themselves.

19. All necessary publicity as to the ownership of shares in any national banking association is secured by a provision requiring that a list of the names and residences of all its shareholders, and the number of shares held by each, shall be kept in the office where its business is transacted, and shall, during business hours, be subject to the inspection of any shareholder or creditor of the association, and of the officers authorized to assess taxes under State authority. A copy of such list, verified by oath, must also be transmitted to the Comptroller annually.

20. The national banks serve a very useful purpose, both to the government and the public, more especially in localities where there is not a subtreasury, by acting, when so authorized by the Secretary of the Treasury, as depositories of public moneys and financial agents of the United States. For their services in this regard they receive no direct compensation, and are, moreover, required to give satisfactory security for the faithful performance of their duties and the safe custody and prompt payment of all public moneys intrusted to them, by a deposit with the Treasurer of a sufficient amount of United States bonds.

21. The national banks are prohibited from loaning to any person, company, corporation or firm, an amount exceeding one-tenth part of their capital; and in estimating the liabilities of a company or firm the liabilities of its several members are to be included. They are thus, by law, made conservative in their management, and restrained from granting excessive loans, which would at least lessen their general usefulness to the communities in which they are situated and perhaps impair their safety.

22. They are further prohibited from making any loan or discount whatever on the security of the shares of their own capital stock, or from purchasing or holding the same unless to prevent loss upon a debt previously contracted in good faith. And, even in the latter case, they are not permitted permanently to hold or to cancel shares so obtained, but

must, within six months from the date of their acquirement, sell or dispose of them at public or private sale.

23. They are also prohibited from becoming indebted or in any way liable to an amount exceeding that of their capital stock actually paid in, except on account (1) of their circulating notes; (2) their deposits or collections; (3) bills of exchange or drafts drawn against money actually on deposit to their credit or due to them; and (4) liabilities to their own stockholders for reserved profits. The purpose and effect of these provisions are to make the national banks lenders and not borrowers of money.

24. They are further forbidden, either directly or indirectly to pledge or hypothecate any of their circulating notes for the purpose of procuring money with which to pay in or increase their capital stock, or for use in their banking operations, or otherwise. This restriction effectually precludes the practice, which was common in some former State systems, of employing the circulating notes of an association in the increase of its own capital, or in furnishing capital for a new association, which practice has at times been carried to an extreme limit.

25. The national banks are restricted in the rate of interest which they may take, receive, or reserve, to the rate allowed by the laws of the State, Territory, or District in which they are located.

26. A system of redemption of the circulating notes of the national banks is provided, whereby not only may they be readily converted into lawful money, but the mass of the circulation may be kept clean through the retirement of such portion as becomes worn or mutilated and the issue of new notes by the Comptroller, in their stead. This redemption is accomplished and compelled by requiring, first, that each national bank shall redeem its circulating notes at its own counter, at par, in lawful money on demand; second, that the notes of all closed banks shall be redeemed by the Treasurer; third, that all worn, mutilated, or defaced national-bank notes which are received by any assistant treasurer or designated depository of the United States shall be forwarded to the Treasury for redemption; and, fourth, by providing that when the notes of any associations, assorted or unassorted, are presented in sums of \$1,000, or any multiple thereof, to the Treasurer they shall be redeemed by that officer. The government is indemnified for all redemptions made by it, either by the bonds which it holds, as in the case of insolvent banks, or by a deposit of lawful money which is required to be previously made by all other banks.

27. If a national bank fails to pay its circulating notes, the Comptroller is authorized to sell its bonds and provide for their payment. The government is indemnified against any possible loss from its guaranty of the payment of such circulating notes, by having reserved to it by law a paramount lien upon all the assets of any association which defaults in the redemption of its notes, to make good any deficiency arising from the sale of its bonds.

28. The destruction of all mutilated notes and of notes of closed banks, redeemed by the Treasurer, is regulated by instructions of the Secretary, given in pursuance of law. All notes destroyed are previously counted by separate agents or representatives of the Secretary, the Treasurer, the Comptroller of the Currency, and the banks which issued the notes; they are effectually mutilated by clipping and punching, to prevent their possible circulation should they by any remote chance pass out of the possession of the Treasury before destruction; they are, in the presence of each of the agents mentioned, placed in a triple-locked macerating machine, where they are immediately ground

into pulp; and their destruction is certified to by all the agents, both upon proper books in the Treasury department and in certificates sent to the banks of issue.

29. The banks are prohibited, under a severe penalty, from certifying any check drawn upon them, unless the person or company drawing the check has at the time on deposit with them an amount of money equal to that specified in the check.

30. They are also prohibited from making any loan on the security of United States or national-bank notes, or from agreeing for a consideration to withhold the same from use, the purpose of the prohibition being to prevent the "locking up" of money by the national-banks, in the interests of speculators.

31. The officers of national banks are required to make returns under oath to the Treasurer of the United States and to pay to him in semi-annual installments an annual duty of one per cent. upon the average amount of their circulating notes, one-half of one per cent. upon the average amount of their deposits, and a like rate upon the average amount of their capital stock beyond the amount invested in United States bonds. This duty is in lieu of all other *government* taxes.

32. The payment to the United States of the duties named does not, however, relieve the national banks from any liability to taxation by other than government authority, as it is expressly provided that nothing in the act shall prevent the shares of these associations from being taxed by the States as is other similar property, or shall exempt their real property from State, county, or municipal taxation, to the same extent as other real property.

33. Should the capital stock of any association become impaired in the course of business, by losses or otherwise, it must, within three months after the association shall have received notice from the Comptroller, be made good by assessment upon the shareholders *pro rata* for the amount of stock held by them; and during such impairment the Treasurer is required, upon notification from the Comptroller, to withhold the interest on all bonds held by him in trust for such association. The authorized capital of the banks is thus by law compelled to be kept always intact, for the protection of their creditors.

34. When a national bank goes into voluntary liquidation, it must, within six months thereafter, deposit in the Treasury an amount of lawful money equal to its entire outstanding circulation, which circulation is thereafter redeemed by the Treasurer. Thus the banks, under existing law, derive no benefit from the accidental loss or destruction of any portion of their notes, such benefit inuring solely to the government.

35. Should any bank become insolvent, the most ample powers are possessed by the Comptroller to take possession of such association, through a receiver to be appointed by him, and to proceed to collect its assets, and pay off, by dividends from time to time, the claims of its creditors. The note-holders are in such cases as secure as though the bank had remained solvent, the notes being protected by the bonds held by the government; while the other creditors have as a protection, in addition to the assets of the bank, the individual liability of the shareholders before mentioned, together with the capital paid in, no part of which can be returned to the shareholders until all approved claims against the association shall have been paid.

36. Mention has several times been made herein of the ample means provided in the national-bank act for enforcing compliance with its provisions, by the infliction of penalties for their violation or non-observ-

ance. All of these penalties are severe, and many of them summary, the principal ones being here enumerated :

I. For charging or exacting a usurious rate of interest, the whole interest agreed to be paid is forfeited ; or, if actually paid, twice its amount may be recovered back by the person paying the same.

II. For certifying any check, unless the person by whom the check is drawn has on deposit with the association an amount of money equal to that represented by the check, the bank may be immediately closed by the appointment of a receiver.

III. For every day, after five days, in which a national bank shall fail to make and transmit to the Comptroller any report of its condition called for by him, and for similar delay in transmitting to him the required proof of publication of such report, and also for every day, after ten days, in which a bank shall fail to transmit its semi-annual report of dividends and earnings, a penalty of one hundred dollars is imposed. And if any association fails or refuses to pay the amount of such penalty when assessed and demanded, the Treasurer of the United States is authorized to retain it, upon the order of the Comptroller, out of the interest, as it may become due to the association, upon the bonds deposited to secure its circulation.

IV. For failure of the president or cashier of any association to report to the Treasurer semi-annually, for purposes of taxation, the average amount of its notes in circulation, deposits, and capital stock not invested in United States bonds, a penalty of \$200 is imposed, which may be collected as in the preceding paragraph. The Treasurer may also, in such cases, assess the association upon the highest amount of its circulation, deposits, and capital stock, to be ascertained in such manner as he may deem best.

V. If an association fails to pay the duties assessed upon its circulation, deposits, and capital, such duties also may be reserved by the Treasurer out of the interest falling due upon its bonds.

VI. The making of any loan upon the security of United States or national-bank notes, or agreeing for a consideration to withhold the same from use—in other words, the “locking up” of money—is made a misdemeanor, punishable by a fine of \$1,000 and a further sum of one-third of the money so loaned ; and the officers making the loan are subject to the further penalty of one-quarter of the money loaned.

VII. Embezzlement of the funds of an association by any of its officers, directors or agents, or any false entry by any of them, in any book, statement or report, with intent to injure or defraud the association or any other company or person, is punishable by imprisonment of not less than five nor more than ten years.

VIII. If any officer or agent of an association whose charter has expired knowingly reissues or puts into circulation any note, draft, check, or other security of such association, he is punishable by a fine of \$10,000, or by imprisonment of from one to five years, or by both such fine and imprisonment.

IX. If the capital stock of any national bank falls below the minimum amount required by law, through the failure of any shareholder to pay the whole or any part of the amount of his subscription for such stock, and the deficiency in capital shall not be made good within thirty days thereafter, a receiver may be appointed to close up the affairs of the association.

X. Whenever the lawful money reserve of a national bank falls below the limit required by law, and remains below such limit for thirty days after receiving notice from the Comptroller to make its reserve good, a receiver may be appointed and the bank closed.

XI. A receiver may also be appointed for any association which fails to redeem its circulating notes at its own counter or at the Treasury, at par, on demand.

XII. If an association which accepts any shares of its own capital stock in order to prevent a loss upon a debt previously contracted in good faith (which is the only way in which such stock can be legally acquired by it), shall fail to sell such stock, at public or private sale, within six months thereafter, it may be closed by the appointment of a receiver.

XIII. Whenever an association fails to pay up its capital stock as required by law, or an impairment of its capital occurs by losses or otherwise, and it shall not, within three months after receiving notice from the Comptroller, make good the deficiency by an assessment upon its shareholders, it may, unless it consents to go into liquidation, be placed in possession of a receiver and its business closed.

37. Finally, if the directors of any national banking association knowingly violate, or knowingly permit any of its officers, agents or servants to violate, any of the provisions of the national-bank act, all the rights, privileges, and franchises of the association become thereby forfeited; in addition to which, every director who participates in or assents to such violation is held personally and individually responsible for all damages sustained by any person in consequence thereof.

#### SYNOPSIS OF JUDICIAL DECISIONS.

The synopsis of decisions of the Supreme Court of the United States, and other inferior tribunals as heretofore prepared, is reproduced in this report, but it is not deemed expedient at present to extend it. Within the past year several important cases have been adjudicated in circuit courts which will probably be taken to the Supreme Court and there affirmed or reversed. It is best to await such final results.

In this connection it is proper, however, to note that the case of *Casey, receiver, vs. La Société de Crédit Mobilier et al.*, cited in the synopsis from 2 Woods, 77, under the head of "*Transfers of Assets*," and two other cases in which similar rulings upon similar facts had been pronounced, were reversed by the Supreme Court at its last term; the latter tribunal holding that the attempted pledges on the part of the bank were invalid as against the general creditors. The cases are fully reported in 96th U. S. (6 Otto), pp. 467-496, and are not only important because of the amount involved, but are of interest to bankers and the business public generally, on account of the legal question involved and settled.

#### ABATEMENT.

- I. An action brought by a creditor of a national bank is abated by a decree of a district or circuit court dissolving the corporation and forfeiting its franchises. (*First National Bank of Selma vs. Colby*, 21 Wallace, p. 609.)
- II. Suit by the receiver of the *New Orleans National Banking Association* (formerly a State organization called the Bank of New Orleans) against a shareholder to enforce his personal liability. Plea in abatement that "at the date of the appointment of said receiver there was not, nor has there since been, nor is there now, any such corporation as said New Orleans National Association, because said Bank of New Orleans had no power by its charter, nor authority otherwise from the State of Louisiana, to change its organization to that of a national association under the laws of the United States."

On general demurrer this plea was held bad, because no authority from the State was necessary to enable the bank to make such change. The option to do so was given by the forty-fourth section of the banking act of Congress, 13 Statutes, 112. "The power there conferred was ample, and its validity cannot be doubted." (*Casey, receiver, &c., vs. Galli, & Otto*, p. 673.)

ABATEMENT—Continued.

This plea was also held bad upon the additional ground that "where a shareholder of a corporation is called upon to respond to a liability as such, and where a party has contracted with a corporation, and is sued on his contract, neither is permitted to deny the existence and legal validity of such corporation." (*Ibid.*)

"To hold otherwise," says Mr. Justice Swayne (p. 680), "would be contrary to the plainest principles of reason and good faith, and involve a mockery of justice. Parties must take the consequences of the positions they assume." "They are estopped to deny the reality of the state of things which they have made to appear to exist, and upon which others have been led to rely. Sound ethics require that the apparent, in its effects and consequences, should be as if it were real, and the law properly so regards it."

ACCOMMODATION INDORSEMENTS.

- I. Where bills, indorsed by a national bank for accommodation only, had been negotiated by the bank through its usual channels of communication with its correspondents as its own bills, and the proceeds thereof had been placed to the credit of the bank, which thereupon gave the same credit to the parties for whom it had thus indorsed, and received no benefit therefrom—

*Held*, That although an accommodation indorsement by a national bank, in such cases, was void in the hands of holders against whom notice of the character of the indorsement could be concluded, yet that the bank was liable for the same to holders, for value, without notice. (*Blair vs. First National Bank, Mansfield, Ohio. United States circuit court for Ohio, at Cleveland, November term, 1875, Emmons, J.*)

*Query*, whether, under the provisions of section 5202 of the Revised Statutes of the United States, any indorsement by a national bank is not *ultra vires*.

ACTIONS.

- I. A national bank may be sued in proper State court. (*Bank of Bethel vs. Pahquogue Bank, 14 Wall., 383, p. 395.*)
- II. Such banks may sue in Federal courts. The word "by" was omitted in section 57 of act of 1864 by mistake. (*Kennedy vs. Gibson, 8 Wall., pp. 506-7.*) Receivers may also sue in United States courts. (*Ibid., pp. 506-7.*)
- III. When the full personal liability of shareholders is to be enforced the action *must* be at law. (*Kennedy vs. Gibson, 8 Wall., p. 505; see also Casey, &c., vs. Galli, supra.*)
- IV. But if contribution only is sought, the proceedings may be in *equity*, joining all the shareholders within the jurisdiction of the court. (*Ibid., pp. 505-6.*) See, also, title "SHAREHOLDERS, INDIVIDUAL LIABILITIES OF," VI, *post*. Judge Swayne says "may," and Nelson, J., says that "*we may sue at law.*"

ATTACHMENT OF ASSETS.

- I. When a creditor attaches the property of an insolvent national bank, he cannot hold such property against the claim of a receiver appointed after the attachment suit was commenced. Such creditor must share *pro rata* with all others. (*First National Bank of Selma vs. Colby, 21 Wall., p. 609.*) See, also, title "JURISDICTION," II, *post*.

ATTORNEYS.

- I. Section 56 of currency act is directory only, and it cannot be objected by defense that a suit is brought by private attorney instead of the United States district attorney. (*Kennedy vs. Gibson, 8 Wall., p. 504.*)

BY-LAWS.

- I. A national bank cannot by its by-laws create a lien on the shares of a stockholder who is a debtor of the association. (*Bullard vs. National Bank, &c., 18 Wall., p. 589.*)

See, also, case of *Bank vs. Lanier, 11 Wall., p. 369*, cited under "LOANS ON SHARES," *post*.

[NOTE.—In *Young vs. Faugh, 23 N. J. Equity R., p. 325*, it was held that a national bank could by its by-laws prohibit the transfer of shares by a shareholder while indebted to the bank, and that transfers in violation of such by-laws were void. As it is held by the Supreme Court of the United States that such by-laws can create no lien for indebtedness, it would seem that a regulation prohibiting such transfers can be of little practical use, even if the power exists.]

## CHECKS.

- I. The holder of a check on a national bank cannot sue the bank for refusing payment, in the absence of proof that it was accepted by the bank. (*National Bank of the Republic vs. Millard*, 10 Wall., p. 152.)
- II. The relation of banker and customer is that of debtor and creditor. Receiving deposits is an important part of the business of banking, but the moment they are received they become the moneys of the bank, may be loaned as a part of its general fund, and the check of the depositor gives no lien upon them. (*Ibid.*, per Davis, J., p. 155.)
- III. Perhaps, on proof that check had been charged to the drawer, and that the bank had settled with him on that basis, the holder or payee could recover on a count for "money had and received." (*Ibid.*, pp. 155-6.)
- IV. The facts that the bank was a United States depository and the check was drawn by a United States officer to a United States creditor do not vary the rule. (*Ibid.*, pp. 155-6.)
- V. Where a bank pays a check drawn on it, in favor of a party whose indorsement thereon is forged, and the same has passed through several hands, only reasonable diligence is required to be exercised in giving notice to prior holders of the forgery, after its discovery, in order to hold them liable. (*Schroeder vs. Harvey*, 75 Ill., p. 638.)
- VI. A clerk of plaintiffs' received from their debtors checks, payable to their (plaintiffs') order, in payment of sums due. The clerk, wrongfully and without authority, indorsed the names of the plaintiffs on these checks and transferred them to other persons, appropriating the proceeds to his own use. Subsequently these checks were deposited with a bank which in good faith collected them and paid over the proceeds to the depositors. In a suit by plaintiffs against the bank, to recover the amounts so collected by it: Held, that the bank was liable. (*Johnson vs. First National Bank*, 13 N. Y. Sup. Court, p. 121.)
- VII. The act of Congress of March 3, 1869, making it unlawful for a national bank to certify checks unless the drawer has at the time funds on deposit to an amount equal to the amount specified in the check, does not invalidate a conditional acceptance of a check by such bank, having no funds of the drawer in its hands at the time, but engaging to pay the same when a draft left with it for collection by the drawer shall have been paid. (*National Bank vs. National Bank*, West Va. St., p. 544.)

## CITIZENSHIP.

- I. National banks are citizens of the State in which they are organized and located, and when sued by national banks of other States have a right to demand a removal of the suit from a State to the proper Federal court. (*Chatham National Bank vs. Merchants' National Bank*, 4 Thomp. & C. (Thompson & Cook) N. Y. Sup. C., p. 196, and 1 Hunter N. Y., p. 702.)

## COLLECTIONS.

- I. A collection agent who receives from his principal a bill of lading of merchandise, deliverable to order, and attached to it a time draft, may, in the absence of special instructions, deliver the bill of lading to the drawee of the draft, upon the latter's acceptance of the draft. It is not the duty of the agent to hold the bill after such acceptance. (*National Bank of Commerce vs. Merchants' National Bank*, 1 Otto, p. 92.)
- II. *Woolen & Co.*, bankers at Indianapolis, sent to defendant, a bank at Buffalo, a draft on one Bugbee; also bills of lading for sundry car-loads of lumber. The remittance was by letter, which merely stated that the draft and bills were sent to defendant for collection and remittance of proceeds to plaintiffs, *Woolen & Co.* The draft was drawn by, and to the order of, *Coder & Co.*, indorsed by them, by Mayhew, and the plaintiffs. By the terms of draft the drawer, indorsers, and acceptor waived presentment for payment and notice of protest and non-payment. It was payable fifteen days after its date, and it was admitted that by ordinary course of transit the lumber would reach its destination eight days prior to the maturity of the draft. There had been no business transactions between plaintiffs and defendants, save one collection similar to this. Defendants presented the draft to Bugbee for acceptance, and, upon such acceptance, delivered to him the bills of lading. Bugbee failed before the draft matured, and plaintiffs sued defendants for delivering the bills of lading to Bugbee before payment of the draft. It was conceded that the draft was drawn for the price or value of the lumber: Held, per Wallace, J., that, the draft being on time, it must be presumed that it was the intent of parties that Bugbee should realize from sale of the lumber the funds to meet the draft at maturity. Therefore, upon his acceptance of



COLLECTIONS—Continued.

the draft, he was entitled to the bills of lading, and defendants were not liable for thus delivering them, but if the draft had not been upon time, a different rule might have prevailed. (*Woolen & Webb vs. N. Y. and Erie Bank*, 12 *Blatchf.*, p. 359.)

- III. The *Corn Exchange National Bank of Chicago* sent defendant, the *Dawson Bank* at Wilmington, N. C., a draft drawn upon one *Wiswall*, living at Washington, N. C., for collection. Defendant by letter acknowledged the receipt of the draft, stating that it had been credited to the *Corn Exchange Bank*, and entered for collection. Thereupon defendant sent draft to *Burbank & Gallagher*, bankers at Washington, N. C., for collection. The latter house collected the draft, but failed and passed into bankruptcy before remitting. In a suit brought by the assignee of the *Corn Exchange National Bank* against the *Dawson Bank* to recover the proceeds of the draft: *Held, per Wallace, J.*, that the latter bank was liable for the amount. (*Kent, Assignee, &c., vs. The Dawson Bank*, 13 *Blatchf.*, p. 237.)

[NOTE.—The court concedes that the authorities are conflicting upon the point involved in this case. In *New York, Ohio*, and in *England*, the decisions sustain the conclusion of Judge Wallace, while in *Connecticut, Massachusetts, Illinois, and Pennsylvania*, precisely the contrary rule prevails. The point was made in this case that the law of Illinois should control the rights of parties, but it was held otherwise.]

- IV. In an action by G against a bank it appeared that a note was made to G's order, indorsed by him and sent through the house of B, a banker, for collection, and by B indorsed to the defendant bank, "for collection and credit": *Held*, that B, by the indorsement, did not become the owner of the note, and had no right to pledge it, or direct its proceeds to be credited to him in payment of his indebtedness to the defendant bank. (*First National Bank vs. Gregg*, 79 *Pa. St.*, p. 384.)
- V. In such case if the defendant bank had made advances, or given new credit to B on the faith of the note, it would have been entitled to retain the amount out of the proceeds. (*Ibid.*)
- VI. A bank holding a customer's demand-note has a lien upon the proceeds of drafts delivered to it for collection, after the giving of the note, though collected after the filing of a petition in bankruptcy, and can apply such proceeds upon the notes. (*Re Farnsworth*, 5 *Biss.*, p. 223.)

COMPROMISES.

- I. In adjusting and compromising contested claims against it, growing out of a legitimate banking transaction, a national bank may pay a larger sum than would have been exacted in satisfaction of them, so as to thereby obtain a transfer of stocks of railroad and other corporations, in the honest belief that by turning them into money under more favorable circumstances than then existed, a loss, which it would otherwise suffer from the transaction, might be averted or diminished. (*First National Bank vs. National Exchange Bank*, 2 *Otto*, p. 122.)
- II. So, also, it may accept stocks in satisfaction of a doubtful debt, with a view to their subsequent conversion into money, in order to make good or reduce an anticipated loss. (*Ibid.*)
- See, also, ESTATE, REAL, 1, *post*.

COMPTROLLER.

- I. The Comptroller appoints the receiver, and can therefore remove him. (*Kennedy vs. Gibson*, 8 *Wall.*, p. 498.)
- II. The Comptroller's certificate, reciting the existence of the facts of which he is required to be satisfied, to justify the appointment of a receiver, under section 50 of the national-bank act, is sufficient evidence of the validity of such appointment, in an action brought by such receiver. (*Platt vs. Bebee*, 57 *N. Y.*, p. 339.)
- III. The Comptroller must authorize any increase of the capital stock of a national bank; and such increase must be certified by him as prescribed by sec. 13 of the act of Congress providing for the organization of national banks. (*R. S.*, sec. 5142. *Charleston vs. People's National Bank*, 5 *S. C.*, p. 103.)
- IV. The Comptroller cannot subject the United States Government to the jurisdiction of a court, though he appears and answers to the suit. (*Case vs. Terrill*, 11 *Wall.*, p. 199.)

CURRENCY ACT.

- I. The purpose of the currency act was, in part, to provide a currency for the whole country, and, in part, to create a market for the government loans. (*Per Strong, J.*, in *Tiffany vs. Missouri*, 18 *Wall.*, p. 413.)

## CURRENCY ACT—Continued.

- II. National banks organized under the act of Congress of June 3, 1864, are the instruments designed to be used to aid the government in the administration of an important branch of the public service; and Congress, which is the sole judge of the necessity for their creation, having brought them into existence, the States can exercise no control over them, nor in any wise affect their operation, except so far as Congress may see proper to permit. (*Per Swayne, J., in Farmers and Mechanics' National Bank vs. Dearing, 1st Otto, p. 29.*)
- III. The constitutionality of the act of June 3, 1864, is unquestioned. It rests on the same principle as the act creating the second Bank of the United States. The reasoning of Secretary Hamilton, and of this court in *McCulloch vs. Maryland*, 4 *Wheat.*, p. 316, and in *Osborne vs. Bank U. S.*, 7 *Wheat.*, p. 708, therefore applies.
- IV. The power to create carries with it the power to preserve. The latter is a corollary of the former. (*Ibid., per Swayne, J., pp. 33-34.*)

## DEBTORS OF NATIONAL BANKS.

- I. Debtors of an insolvent national bank, when sued by the receiver, cannot object that pleadings do not show a compliance with all the steps prescribed by statutes as preliminary to the appointment of such receiver. (*Cadle, Receiver, &c., vs. Baker & Co., 20 Wall., p. 650.*)
- II. Such ordinary debtors may be sued by receiver without previous order of the Comptroller. (*Bank vs. Kennedy, 17 Wall., p. 19.*)

## DEPOSITS, GENERAL.

- I. The relation between a bank and its depositors is that of debtor and creditor only, and is not fiduciary. Thus, a note deposited for collection, if passed to the credit of the depositor in his general account, then overdrawn, becomes the property of the bank, which becomes indebted to him for the proceeds. Upon the bankruptcy of the bank, the proceeds are assets available to the general creditors. And the fact that the account was made good by other deposits, before collection of the note, makes no difference. (*In re Bank of Madison, 5 Bissell, p. 515.*)
- II. A deposit is general, unless the depositor makes it special, or deposits it expressly in some particular capacity. And in case of a general deposit of money with a banker, a previous demand by the depositor, or some other person by his order, is indispensable to the maintenance of an action for the deposit, unless circumstances are shown which amount to a legal excuse. (*Brahm vs. Adkins, 77 Ill., p. 263.*)

## DEPOSITS, CERTIFICATES OF.

- I. A certificate of deposit was issued by a bank for a certain sum, subject to the order of the depositor at a certain date, payable on the return of the certificate:
- Held*, in an action on said certificate against the bank, brought by an assignee, that there could be no recovery without proof of an actual demand and refusal of payment. (*Brown vs. McElroy, 52 Ind., p. 404.*)
- II. In a suit against the bank, upon a stolen certificate of deposit given by the defendant to the plaintiff, reciting that he had deposited in the bank a certain number of dollars, payable to his order *in current funds*, on the return of the certificate properly indorsed:
- Held*, first, that the instrument should be regarded as the promissory note of the bank, assignable under the statute (of Indiana), but that it was not negotiable as an inland bill of exchange, being made payable, not in money, but "in current funds"; second, that the payee could recover on said stolen certificate without giving a bond against a subsequent claim thereunder by another person. (*National State Bank vs. Ringel, 51 Ind., p. 393.*)
- III. Where a bank issues a certificate of deposit, payable on its return properly indorsed, it is liable thereon to a *bona-fide* holder, to whom it was transferred seven years after it was issued, notwithstanding the payment thereof to the original holder. Such certificate is not dishonored until presented. (*National Bank Fort Edward vs. Washington Co. National Bank, 5 Hun., N. Y. Sup. Court, p. 605.*)

## DEPOSITS, SPECIAL.

- I. The taking of special deposits to keep, merely for the accommodation of the depositor, is not within the authorized business of national banks; and the cashiers of such banks have no power to bind them on any express contract accompanying, or any implied contract arising out of, such taking. (*Wiley vs. First National Bank, 47 Vt., p. 546.*)

DEPOSITS, SPECIAL—Continued,

- II. If a banking association, under the national-currency act, has power to assume the duties and obligations of a naked bailee of property, either gratuitously or for hire (as to which point the court does not decide, though apparently inclined to deny such power), it is clearly outside its ordinary business; and it is not within the scope of the general powers or general authority of its executive or ministerial offices to bind such corporation by a contract for such bailment. Therefore, in the absence of proof of special authority for that purpose, delegated by the board of directors, or evidence that such powers have been exercised by their knowledge and sanction, or that such has been the habit and custom of the bank, it is not responsible for property thus received by its cashier. (*First National Bank Lyons vs. Ocean National Bank, 60 N. Y., p. 278.*)
- III. A circular issued by such corporation, inviting the correspondence of other banks, and offering to buy and sell securities for them, is no evidence of a consent, on its part, to become a general bailee and depository of such securities for its correspondents. (*Ibid.*)
- IV. The corporations formed under the national-currency act are banks of deposit, as well as circulation. They are authorized to issue their own notes, and receive from others their money and circulate it. Money so received is termed a deposit, although it has none of the qualifications of a bailment, thus named. There is no trust or promise to redeliver the same money. By the deposit the money becomes the property of the bank, and only the relation of debtor and creditor is created. (*Ibid., per Allen, J., p. 288.*)

[NOTE.—In the last cited case the cashier of the Ocean National Bank had, at sundry times, received United States bonds belonging to the Lyons bank. Some of these bonds had been purchased by said cashier and the assistant cashier for the Lyons bank. Two or three times, by the order of the latter bank, the coupons of these bonds had been cut off by said cashier and proceeds credited to the Lyons bank. But there was no proof that these transactions were done, or that said bonds were kept in the vault of said Ocean Bank, with the knowledge of the directors. While said bonds were thus kept, burglars broke in and stole them. The court held, and the opinion was unanimous, that there was no difference under the currency act between such a deposit of United States bonds and a deposit of other valuable property, such as plate, diamonds, or jewelry, for safe-keeping, gratuitously. It was a naked bailment of deposit, without reward, and such an act of the cashier as did not bind the bank.]

For definition of the bailment called "deposit," and the liabilities of such a bailee, see *Story on Bailments, section 4, and sections 61 to 135.*

As to special deposits of money with a bank, see *Story on Bailments, section 88; also Smith vs. First National Bank, 99 Mass., p. 605.* In this last case there had been a special deposit of gold coin, to be returned when called for. The cashier embezzled the funds: *Held*, that the bank was not liable, as there was no gross negligence on the part of the corporation.

DIRECTORS OF NATIONAL BANKS.

- I. Directors of a national bank may remove the president, both under the law of Congress and the articles of association, where the latter so provide. The power exists if the bank has adopted no by-laws. (*Taylor vs. Hutton, 43 Barb., N. Y. Sup. Court, p. 195; S. C., 18 Abb. Pr. R., p. 16.*)

ESTATE, REAL.

- I. The want of power of a bank, or of its trustee (receiver) in insolvency, to purchase and hold real estate, does not render void an arrangement whereby land subject to a lien in favor of the bank, and to other liens, is discharged of those other liens by funds from the assets of the bank, the land being then sold, and the entire proceeds of such sale realized to the bank assets, provided the title does not pass through the bank or its trustee. (*Zantzingers vs. Gunton, 19 Wall., p. 32.*)

INTEREST.

- I. Under section 30, act of 1864, a national bank in any State may take as high rate of interest as by the laws of such State a natural person may stipulate for, although State banks of issue are restricted to a less rate. (*Tiffany vs. National Bank of Missouri, 18 Wall., p. 409.*)

[NOTE.—In Missouri, natural persons may take ten per cent., but State banks are restricted to eight per cent. In this case the national bank had taken nine per cent.: *Held*, legal.]

## INTEREST—Continued.

- II. *Held*, also, that as the action was virtually brought to recover the penalty for usury, the statute (section 30) must receive a strict construction. (*Ibid.*, p. 409.)

See also Title "USURY," *post*.

## INTEREST ON CLAIMS OF CREDITORS.

- I. Where a national bank is put in charge of a receiver, under section 50 of the original currency act (R. S., sec. 5234), and a sufficient sum is realized from its assets to pay all claims against it and leave a surplus, the Comptroller ought to allow interest on the claims during the period of administration, before appropriating the surplus to the stockholders of the bank. An action of assumpsit by the holder of such a claim will not lie against the Comptroller, nor against the receiver, but will lie against the bank. (*Chemical National Bank vs. Bailey*, 12 *Blatchf.*, p. 480.)
- II. In such action interest is recoverable on all demands originating in contract conditioned for the payment of interest, and on all demands for money due and unpaid, by way of damages for non-payment after such demands became due. And interest is recoverable on a balance due a depositor in such bank, although he has made no formal demand of payment. (*Ibid.*) But, as to this last point, see the ruling of the Supreme Court.
- III. In the case of *National Bank of the Commonwealth vs. Mechanics' National Bank*, 4 *Otto*, p. 437, the Supreme Court United States, at its last term, decided that a depositor in a national bank, when it suspends payment and a receiver is appointed, is entitled from the date of his demand to interest upon the deposit; that the claims of depositors in such bank at date of suspension for the amount of their deposits are, when proved to the satisfaction of the Comptroller of the Currency, placed upon the same footing as if reduced to judgments; that is to say, they draw interest from the time of such proof and allowance.
- It was also decided that, such interest being a liquidated sum at the time of the payment of the deposit, an action lies to recover it, and interest thereon.

## JUDGMENTS.

- I. A judgment against a national bank in the hands of a receiver, upon a claim, only establishes the validity of such claim; the plaintiff can have no execution on such judgment, but must await *pro rata* distribution. (*Bank of Bethel vs. Pahquioque Bank*, 14 *Wall.*, p. 383. *Clifford, J.*, p. 402.)

## JURISDICTION.

- I. A United States district court has jurisdiction to authorize a receiver of an insolvent national bank to compromise a debt. (*Matter of Platt*, 1 *Ben.*, p. 534.)
- II. A resident (citizen) of Kentucky was a creditor of a national bank located in Alabama, and commenced a suit on his claim against said bank in the supreme court of the State of New York, at the same time attaching certain moneys belonging to said bank, in the hands of the National Park Bank, in New York. Subsequently the receiver of the Alabama bank (which had failed) was, on his own motion, made party defendant to the action pending in the New York supreme court, and pleaded "*want of jurisdiction*," and other defenses. The supreme court overruled his plea to the jurisdiction, rendered judgment against the receiver on the merits, and ordered satisfaction to be made from the moneys attached. Thereupon the receiver filed his bill in chancery in the *United States circuit court* for the proper circuit, praying an injunction to restrain the collection of the judgment rendered by said supreme court, and that the moneys attached be paid to him as receiver.

*Held*, that, by the provisions of the currency act, the State court was deprived of jurisdiction of the attachment proceedings; that the receiver was not estopped by the proceedings in said State court from asserting his rights in said circuit court, and that he was entitled to the relief prayed for in his bill. (*Cadle, receiver, &c., vs. Tracy*, 11 *Blatchf.*, p. 101.)

(*Vide* Title "RECEIVERS, VII," *post*.)

## LOANS ON SHARES.

- I. National banks are governed by the act of 1864, which repealed the act of 1863, and cannot, therefore, make loans on the security of their own shares, unless to secure a pre-existing debt, contracted in good faith. (*Bank, &c., vs. Lanier*, 11 *Wall.*, p. 369.)
- II. The placing of funds by one bank on permanent deposit with another bank is a loan within the spirit of section 35 of act of 1864. (*Ibid.*, p. 369.)
- III. Loans by such banks to their shareholders do not create a lien on the shares of such borrowers. (*Ibid.*, p. 369. See also *Bullard vs. Bank*, 18 *Wall.*, p. 580; and "BY-LAWS," *supra*.)

LOANS IN EXCESS.

I. A loan by a national bank in excess of the restriction of section 29 of the act of 1864 (Revised Statutes, section 5200), which provides that the total liabilities of any person (borrower) shall not exceed ten per centum of the capital stock, &c., is not void on that account. The loan may be enforced, though the bank may be liable to proceedings for forfeiture of its privileges, &c., for making it. (*Stewart vs. National Union Bank of Maryland*, 2 *Abb.*, *United States*, p. 424. See also *O'Hare vs. Second National Bank*, 77 *Pa. St.*, p. 96.)

In *Samuel M. Shoemaker vs. The National Mechanics' Bank*, and *The Same vs. The National Union Bank*, application for injunction, &c., United States circuit court, Baltimore, Md., Judge Giles held \* \* \* "As to the first charge in this bill against the defendant, in reference to the amount loaned to Bayne & Co., in violation of the twenty-ninth section of the act of June 3, 1864, I would only say that the loan made under such circumstances is not void; it can be enforced as any other loan made by the bank." \* \* \*

LOCATION.

1. Under sections 6, 8, 10, 15, 18, and 44 of the original currency act (13 Stat. at Large, 101), respecting the location of banking associations, a national bank is to be regarded as located at the place specified in its organization-certificate. If such place is in a State, the association is located in that State. (*Manufacturers' National Bank vs. Baack*, 8 *Blatchf.*, p. 137.)

OFFICERS.

I. It is the duty of directors of a bank to use ordinary diligence in acquiring knowledge of its business. They cannot be heard, when sued, to say that they were not apprised of facts, the existence of which is shown by the books, accounts, and correspondence of the bank. They should control the subordinate officers of the bank in all important transactions. Therefore, under the circumstances proved in this particular case, they were held liable for the abstraction and sale of special deposit by the latter. (*United Society, &c.*, vs. *Underwood*, 9 *Bush, Ky.*, p. 609.)

II. The cashier of a national bank, who had executed no bond, embezzled its funds, discovery whereof might have been effected by use of slight diligence on the part of the directory. They, however, published, according to law, a statement of the condition of the bank, which showed that its affairs were being prudently and honestly administered, and from which the public had a right to believe that he was trustworthy. Afterward, persons who had seen this report became sureties on the official bond of the cashier, and for his subsequent embezzlements were sought to be held liable thereon: *Held*, that such sureties, being misled by the statement, were released. They had a right to believe that the directors, before publishing it, investigated the condition of the bank. (*Graves vs. Lebanon National Bank*, 10 *Bush, Ky.*, p. 23.)

III. A guaranty against loss for signing as sureties, given by a bank president, without authority from the directors, to those whom he had solicited thus to sign a note, given to the bank to retire a prior note held by it against their principal, is held to be the individual contract of the president, and not binding upon the bank. (*First National Bank vs. Bennett*, 33 *Mich.*, p. 520.)

IV. A cashier, who has made sale of corporate property, and holds a balance in his hands, is the agent of the board of directors, and not of the respective stockholders, and cannot be charged by an individual stockholder as holding such balance for his benefit. (*Brown vs. Adams*, 5 *Biss.*, p. 181.)

V. A cashier, without special authority, cannot bind his bank by an official indorsement of his individual note, and the *onus* is on the payee to show such authority. (*West Saint Louis Savings Bank vs. Shauncey Co. Bank*, 3 *Dill*, p. 403.)

VI. Although the cashier of a bank may, in the ordinary course of business, without the action of the directors, dispose of the negotiable securities of the bank, he has not the power to pledge its assets for the payment of an antecedent debt. (*State of Tennessee vs. Davis*, 50 *How. (N. Y.)*, p. 447.)

RECEIVERS.

I. The receiver of a national bank is the instrument of the Comptroller, and may be removed by him. (*Kennedy vs. Gibson*, 8 *Wall.*, p. 505.)

II. Such receiver is the statutory assignee of the assets of the bank, and may sue to collect the same in his own name, or in the name of the bank, for his use. (*Ibid.*, p. 506.)

III. In such suit it is not necessary to make the bank or creditors parties. (*Ibid.*, p. 506.)

IV. The receiver of a national bank represents such bank and its creditors, but he in no sense represents the United States Government, and cannot subject the government to the jurisdiction of any court. (*Case vs. Terrill*, 11 *Wall.*, p. 199.)

## RECEIVERS—Continued.

- V. The decision of a receiver, rejecting a claim against his bank, is not final. Claimant may still sue. (*Bank of Bethel vs. Pakquoque Bank*, 14 Wall, p. 383.)
- VI. The clause of section 50, act of 1864, which prescribes that the receiver shall be "under the direction of the Comptroller," means only that he shall be *subject* to his direction, not that he shall not act without orders. He may and must collect the assets. That is what he is appointed for. (*Bradley, J., in Bank vs. Kennedy*, 17 Wall., pp. 22-3.)
- VII. Receivers of national banks are officers of the United States, within the meaning of the act of Congress of March 3, 1815, giving United States courts jurisdiction of actions by United States officers, and may sue in such courts. (*Platt, receiver, &c., vs. Beach*, 2 Ben., p. 303.)
- [NOTE.—The judge places stress upon the provision of section 31 of the act of 1864, which requires (in that particular instance) that the Secretary of the Treasury shall concur in the appointment of the receiver.]

## SET-OFF.

- I. In an action brought to enforce the individual liability of a shareholder of an insolvent bank, such shareholder cannot set off against such liability the amount due to him as a creditor of the bank. (*Garrison vs. Howe*, 17 N. Y., p. 458; *In re Empire City Bank*, 18 N. Y., p. 199.)
- [NOTE.—Though these cases were decided by a State tribunal (New York court of appeals), and the rulings were based upon provisions of a State constitution and a State statute, yet the principle they enunciate is recognized and fully affirmed in *Sawyer vs. Hoag*, 17 Wall., p. 610, and *Scammon vs. Kimball*, 2 Otto, p. 362.]

## SHAREHOLDERS, INDIVIDUAL LIABILITY OF.

- I. Comptroller must decide *when and for what amount* the personal liability of the shareholders of an insolvent national bank shall be enforced. (*Kennedy vs. Gibson*, 8 Wall., p. 505.)
- II. His decision as to this is conclusive. Shareholders cannot controvert it. (*Ibid.*, p. 505.)
- III. In any suit brought to enforce such personal liability, such decision of the Comptroller must be averred by the plaintiff, and, if put in issue, must be proved. (*Ibid.*, p. 505.)
- IV. The liability of shareholders is several, and not joint. (*Ibid.*, p. 505.)
- V. The limit of such liabilities is the par value of the stock held by each one. (*Ibid.*, p. 505.)
- VI. Where the whole amount is sought to be recovered, the proceeding must be at law; where less is required the proceeding may be in equity, and in such case an interlocutory decree may be taken for contribution, and the case may stand over for the further action of the court, if such action should subsequently prove to be necessary, until the full amount of the liability is exhausted. (*Ibid.*, p. 505.)
- But in *Bailey, receiver, &c., vs. First National Bank Duluth, U. S. circuit court for Minnesota*, *Nelson, J.*, held that even where less than the par value was assessed the suit *might* be at law; and this would seem to be the true theory. *Vide Bankers' Magazine*, April 1877, p. 793.
- VII. In such equity suit, all shareholders within the jurisdiction of the court should be made parties defendants; but it is no defense that those not within the jurisdiction are not joined. (*Ibid.*, p. 506.)
- VIII. Suits to enforce personal liability of shareholders may properly be brought before other assets are exhausted. (*Ibid.*, pp. 505-6.)

## SHAREHOLDER, LIABILITY OF TRANSFEREE.

- I. The transferee of shares, when such transfer is absolute on the books of the bank, is liable to creditors to the amount of such shares, although in fact he holds them as collateral security for a loan to the shareholder who transferred them. (*Hale vs. Walker*, 31 Iowa, p. 344.)

[NOTE.—This also is a State court adjudication, but it is believed to be in harmony with the rulings of other high and eminent State tribunals upon the same question.] (*Adderly vs. Storm*, 6 Hill, p. 624, and *Worrall vs. Johnson*, 5 Barb., p. 210.)

[In the *Bankers' Magazine* for January, 1875, is a notice of the case of *Mann, receiver, vs. Dr. Cheeseman*, decided by Blatchford, J., in the United States circuit court, in New York, in which the judge held that until there was a transfer of shares on the books of the bank the shareholder whose name there appeared was liable for the debts of the bank; that an actual sale and the signing the ordinary power of attorney on the back of the certificate will not relieve the

SHAREHOLDER, LIABILITY OF TRANSFEREE—Continued.

seller. The learned judge also held that such shareholder could not question the action of the Comptroller as to the necessity of suing the shareholder.] (See also SET-OFF, *supra*.)

In the case of *Bowden vs. Farmers and Merchants' National Bank of Baltimore*, decided by Judge Giles in the United States circuit court, Maryland district, April, 1877, it was held that the defendant was liable, though the shares had originally been transferred to it as security for a loan, which loan had been paid, and though, upon such payment, defendant delivered the certificate of stock to the original owner, with a power of attorney authorizing him to re-transfer the stock to himself.

SHARES OF STOCK.

- I. A national bank whose certificates of stock specify that the shares are transferable on the books of the bank on surrender of the certificates, and not otherwise, and which suffers a shareholder to transfer without such surrender, is liable to a *bona fide* transferee, for value of same stock, who produces such certificate with usual power of attorney to transfer; and this is so though no notice had been given to the bank of the transfer. (*Bank vs. Lanier*, 11 Wall., p. 369.)
- II. Shares *quasi* negotiable. (*Ibid.*, p. 369.)

TAXATION OF SHARES.

- I. The act of 1864, rightly construed, subjects the shares of the association in the hands of shareholders to taxation by the States, under certain limitations set forth in section 41, without regard to the fact that part or the whole of the capital of such association is invested in national securities which are declared by law exempt from State taxation. (*Van Allen vs. Assessors*, 3 Wall., p. 573.) (Chase, C. J., and other judges dissented.)
- II. Act thus construed is constitutional. (*Ibid.*, p. 573.)
- III. A certain statute of New York, which taxed *shares* of national-bank stock, declared void, because *shares* of State banks were not taxed, although their capital was; the act of Congress prescribing that shares of national banks shall be taxed only as *shares* of State banks are. (*Ibid.*, p. 573.)  
The ruling as to taxing shares of stock reaffirmed in *Bradley vs. People*, 4 Wall., p. 459; *National Bank vs. Commonwealth*, 9 Wall., p. 353.  
In last case, held that a State law requiring the cashier to pay the tax was valid. Held, also, that a certain State tax law virtually taxed "*shares of moneyed corporations*," &c. (*Ibid.*, p. 353.)
- IV. Shares of stock in national banks are personal property, and though in one sense incorporeal, the law which created them could separate them from the person of their owner, for taxation, and give them a *situs* of their own. (*Tappan, collector, vs. Bank*, 19 Wall., p. 490.)
- V. Sec. 41 did thus separate them and give them a *situs* of their own. (*Ibid.*, p. 490.)
- VI. This provision of the national-currency act became a law of the property (in shares), and every State in which a bank was located acquired jurisdiction, for taxation, of all the shares, whether owned by residents or non-residents, and power to legislate accordingly. (*Ibid.*, p. 490.)
- VII. Under the act of Congress of February 10, 1868, enacting that each State legislature may direct the manner of taxing all shares of stock of national banks located within the State, subject to the restriction that the taxation shall not be greater than the rate assessed upon other moneyed capital in the hands of individual citizens of such State, and of a certain act of the legislature of Pennsylvania which provided that such shares shall be assessed for school, municipal, and local purposes at the same rate as is now or may hereafter be assessed and imposed upon other moneyed capital in the hands of individual citizens of the State; held, that shares of national-bank stock may be valued for taxation, for county, school, municipal, and local purposes, at an amount above their *par value*. (*Hepburn vs. School Directors of the Borough of Carlisle*, 23 Wall., p. 480.)

[NOTE.—In this case it appeared that Hepburn owned several thousand dollars of national-bank stock, the *par value* of which was \$100 per share, and that it was valued for taxation, for a school tax, at \$150 per share. This assessment was held valid, notwithstanding that by a certain act of the State legislature, applicable to the county of Cumberland, in which the borough of Carlisle was situated, certain specified kinds of moneyed obligations were exempt from taxation, except for State purposes.]

## TAXATION OF SHARES—Continued.

See also *Saint Louis National Bank, National Bank of Missouri, Third National Bank, Valley National Bank, and Merchants' National Bank of Saint Louis vs. Papin*, in United States circuit court, eastern district of Missouri, September term, 1876. Also, *Gallatin National Bank of New York vs. Commissioners of Taxes*, supreme court of New York, first department, general term, November, 1876. These latter cases are published in the Bankers' Magazine for December, 1876.

## TAXATION OF INTEREST AND DIVIDENDS.

- I. Under the internal-revenue act of July, 1870, interest paid and dividends declared during the last five months of 1870 are taxable, as well as those declared during the year 1871. (*Blake vs. National Banks*, 23 Wall., p. 307.)

## LICENSE TAX.

- I. The District of Columbia imposed a license tax on all the national banks in the District, the rate being 50 cents annually on each \$1,000 of the capital invested. The *Citizens' National Bank* refused to pay this assessment, and a test case was made in the District criminal court, Mr. Justice Mac Arthur presiding. This court, after full argument, held the tax illegal and void, as being contrary to the mode of taxation prescribed by Congress, which mode was held to be exclusive.

## TRANSFERS OF ASSETS.

- I. *When binding.* The receiver of a national bank cannot repudiate a pledge of its assets made by the bank for advances to it, either on the ground that the pledge was not formally executed, or that the transfer was void because not authorized by the charter of the bank, so long as he retains, as assets, the advances, to secure repayment of which the pledge was given. (*Casey vs. Le Société de Crédit Mobilier*, 2 Woods, p. 77.)

A preference of one creditor to another, within the meaning of section 5242, Revised Statutes, is a preference given by the bank to secure or pay a pre-existing debt. Where a person, knowing that a national bank is embarrassed, makes to it a loan, taking as security therefor a pledge of part of the assets of the bank, this transfer does not give him the preference prohibited by the statute. (*Ibid.*)

- II. *When not binding.* Under said section 5242, which declares void transfers of its property by a national bank, made in contemplation of insolvency, and with a view to give a preference to one creditor over another, or with a view to prevent the application of the assets of the bank in the manner prescribed by law, such a transfer is void if the insolvency is in the contemplation of the bank making the transfer, although the party to whom it is made does not know or contemplate the insolvency of the bank. (*Case, receiver, vs. Citizens' Bank*, 2 Woods, p. 23.)

## ULTRA VIRES, WHAT IS.

- I. National banks cannot sell railroad bonds for third parties on commission, or engage in business of that character. (*Susan Welcker vs. First National Bank of Hagerstown*, Court of Appeals of Maryland, 43 Md., p. 581.)
- II. In an action of deceit against a national bank, for alleged false representations of its teller in the sale to plaintiff of certain railroad bonds:  
*Held*, That the selling of such bonds on commission was not within the authorized business of a national bank, and being thus beyond the scope of its corporate powers, the defense of *ultra vires* was open to it, and it was not responsible for the deceit of its teller. (*Ibid.*)
- III. The national-bank act confers no power on a national bank to take a deed of trust of real estate as security for a contemporaneous loan; and such bank has no power not conferred by Congress. A sale under such a deed enjoined. (*Matthews vs. Skinner*, 62 Mo., p. 329. See also DEPOSITS, SPECIAL, I, II, III, IV.)

## ULTRA VIRES, WHAT IS NOT.

- IV. A national bank took a lien upon real estate to secure a pre-existing debt. Afterward, the bank paid \$500 to discharge a prior lien upon the land, taking a note and mortgage on land in Kansas to secure this advance. Lien and mortgage held valid and warranted by law. (*Orum vs. National Bank*, 16 Kans., p. 341.)
- V. A chattel mortgage taken by a national bank to secure a pre-existing debt is valid, and will be enforced. (*Spofford vs. First National Bank*, 37 Iowa, p. 181.)



USURY.

- I. State laws relative to usury do not apply to national banks. (*Farmers and Mechanics' National Bank vs. Dearing, 1 Otto, p. 29.*)
- II. The only forfeiture declared by the 30th section of the act of June 3, 1864 (Revised Statutes, section 5195), is of the *entire interest* which the note or bill carries with it, or which has been agreed to be paid thereon, when the rate knowingly received, reserved, or charged by a national bank is in excess of that allowed by that section; and no loss of the entire debt is incurred by such bank, as a penalty or otherwise, by reason of the provision of the usury law of a State. (*Ibid.*)  
 To same effect are *National Exchange Bank vs. Moore, 2 Bond, p. 170*, and several State decisions.  
 (The *New York court of appeals* had decided the other way.)

APPENDIX.

\* \* \* \* \*

In concluding, the Comptroller deems it but just that he should gratefully acknowledge the zealous and efficient co-operation of the officers and clerks associated with him in the performance of official duties.

JOHN JAY KNOX,  
*Comptroller of the Currency.*

Hon. SAMUEL J. RANDALL,  
*Speaker of the House of Representatives.*

MEMORANDUM

TO: THE BOARD OF TRUSTEES  
FROM: THE PRESIDENT  
SUBJECT: [Illegible]

[The remainder of the page contains extremely faint and illegible text, likely the body of a memorandum or report.]

## APPENDIX.

*Names and compensation of officers and clerks in the office of the Comptroller of the Currency.*

Name.	Grade.	Salary.
John Jay Knox .....	Comptroller .....	\$5,000
John S. Langworthy .....	Deputy Comptroller ..	2,800
J. Franklin Bates .....	Chief of division .....	2,200
John W. Magruder .....	.....do .....	2,200
John D. Patten, jr .....	.....do .....	2,200
Edward Wolcott .....	.....do .....	2,200
Edward S. Peck .....	Superintendent .....	2,000
Watson W. Eldridge .....	Teller .....	2,000
Frank A. Miller .....	Principal bookkeeper ..	2,000
Theodore O. Ebaugh .....	Assistant bookkeeper ..	2,000
F. A. Simkins .....	Stenographer .....	1,800
Fernando C. Cate .....	Fourth class .....	1,800
Nathaniel O. Chapman .....	.....do .....	1,800
William Elder .....	.....do .....	1,800
William B. Greene .....	.....do .....	1,800
John W. Griffin .....	.....do .....	1,800
George W. Martin .....	.....do .....	1,800
Charles H. Norton .....	.....do .....	1,800
William Sinclair .....	.....do .....	1,800
George H. Wood .....	.....do .....	1,800
Charles E. Brayton .....	Third class .....	1,600
James C. Brown .....	.....do .....	1,600
Charles H. Cherry .....	.....do .....	1,600
William H. Glascott .....	.....do .....	1,600
John A. Hebrew .....	.....do .....	1,600
John A. Kayser .....	.....do .....	1,600
George T. May .....	.....do .....	1,600
Washington K. McCoy .....	.....do .....	1,600
Edward Myers .....	.....do .....	1,600
Charles Scott .....	.....do .....	1,600
William D. Swan .....	.....do .....	1,600
Edgar C. Beaman .....	Second class .....	1,400
David B. Brenner .....	.....do .....	1,400
Isaac C. Miller .....	.....do .....	1,400
Edward W. Moore .....	.....do .....	1,400
Edmund E. Schreiner .....	.....do .....	1,400
Charles J. Stoddard .....	.....do .....	1,400
Walter Taylor .....	.....do .....	1,400
William H. Walton .....	.....do .....	1,400
Frederick Widdows .....	.....do .....	1,400
Noah Hayes .....	First class .....	1,200
Edward McCauley .....	.....do .....	1,200
John J. Patton .....	.....do .....	1,200
Arthur M. Wheeler .....	.....do .....	1,200
Julia R. Donoho .....	.....do .....	1,200
Sarah F. Fitzgerald .....	.....do .....	1,200
Mary L. McCormick .....	.....do .....	1,200
Margaret L. Simpson .....	.....do .....	1,200
Philo Burr .....	Messenger .....	840
J. Eddie De Saules .....	.....do .....	840
Charles McC. Taylor .....	.....do .....	840
Zachariah E. Thomas .....	.....do .....	840
Silas Holmes .....	Watchman .....	720
William H. Romaine .....	.....do .....	720
Charles B. Hincley .....	Laborer .....	720
Thomas Jackson .....	.....do .....	720
R. Le Roy Livingston .....	.....do .....	720

*Names and compensation of officers and clerks, &c.—Continued.*

Name.	Grade.	Salary.
Eliza M. Barker.....	Female clerk.....	\$900
Eveline C. Bates.....	do.....	900
Harriet M. Black.....	do.....	900
Margaret L. Browne.....	do.....	900
Louisa Campbell.....	do.....	900
Virginia Clarke.....	do.....	900
Mary L. Conrad.....	do.....	900
May Crosby.....	do.....	900
Cornelia M. Davidson.....	do.....	900
Margaret F. Dewar.....	do.....	900
Jane A. Dorr.....	do.....	900
Annabella H. Finlay.....	do.....	900
Flora M. Fleming.....	do.....	900
Margaret E. Gooding.....	do.....	900
Lizzie S. Henry.....	do.....	900
Eliza R. Hyde.....	do.....	900
Elizabeth Hutchinson.....	do.....	900
Mary E. Kammerer.....	do.....	900
Alice M. Kennedy.....	do.....	900
Louisa W. Knowlton.....	do.....	900
Emma Lafayette.....	do.....	900
Julia R. Marvin.....	do.....	900
Lillian D. Massey.....	do.....	900
Maggie B. Miller.....	do.....	900
Emma F. Morrill.....	do.....	900
Mary E. Oliver.....	do.....	900
Carrie L. Pennock.....	do.....	900
Eliza Peters.....	do.....	900
Etha E. Poole.....	do.....	900
Annie E. Ranney.....	do.....	900
Emily H. Reed.....	do.....	900
Maria Richardson.....	do.....	900
Eliza A. Saunders.....	do.....	900
Fayette C. Snead.....	do.....	900
Amelia P. Stockdale.....	do.....	900
Marie L. Sturgus.....	do.....	900
Maria A. Summers.....	do.....	900
Sarah A. W. Tiffey.....	do.....	900
Julia C. Townsend.....	do.....	900
Martha A. Walker.....	do.....	900

*Expenses of the office of the Comptroller of the Currency for the fiscal year ending June 30, 1878.*

For special dies, plates, printing, &c.....	\$121, 932 32
For salaries.....	104, 820 00

226, 752 32

The contingent expenses of the office are not paid by the Comptroller, but from the general appropriation for contingent expenses of the Treasury Department; and, as separate accounts are not kept for the different bureaus, the amount cannot be stated.

Amount and rate of taxation (United States and State) of the national banks for the year 1867.

States and Territories.	Capital stock.	Amount of taxes.			Rate of taxation.		
		United States.	State.	Total.	United States.	State.	Total.
					<i>Per ct.</i>	<i>Pr. ct.</i>	<i>Pr. ct.</i>
Maine .....	\$9,085,000	\$180,119	\$141,226	\$321,345	2.0	1.5	3.5
New Hampshire .....	4,735,000	88,773	93,179	181,952	1.9	1.9	3.8
Vermont .....	6,510,012	122,214	144,164	266,377	1.9	2.0	4.1
Massachusetts .....	79,932,000	1,616,825	1,562,128	3,178,953	2.0	2.0	4.0
Rhode Island .....	20,364,800	324,644	195,355	520,200	1.5	1.0	2.5
Connecticut .....	24,584,220	434,440	387,146	821,587	1.7	1.6	3.3
New York .....	116,494,841	3,022,662	4,058,706	7,081,368	2.6	3.5	6.1
New Jersey .....	11,333,350	253,359	223,106	476,465	2.2	2.0	4.2
Pennsylvania .....	50,277,785	1,242,037	278,268	1,520,305	2.5	0.5	3.0
Delaware .....	1,428,185	32,621	1,261	33,881	2.3	0.1	2.4
Maryland .....	12,590,203	260,261	166,054	426,315	2.1	0.3	3.4
District of Columbia .....	1,350,000	15,330	3,286	18,615	1.3	0.3	1.6
Virginia .....	2,500,000	48,345	13,926	62,270	1.9	0.6	2.5
West Virginia .....	2,216,400	46,966	51,457	98,424	2.1	2.3	4.4
North Carolina .....	583,300	9,049	5,144	14,193	1.5	0.9	2.4
Georgia .....	1,700,000	40,845	6,050	46,895	2.5	0.4	2.9
Alabama .....	500,000	8,763	3,830	12,592	1.7	1.0	2.7
Louisiana .....	1,300,000	35,894	20,042	55,936	2.8	1.5	4.3
Texas .....	576,450	6,865	2,149	9,015	1.2	0.4	1.6
Arkansas .....	200,000	5,745	1,351	7,096	2.9	0.7	3.6
Kentucky .....	2,885,000	59,816	17,467	77,283	2.1	0.6	2.7
Tennessee .....	2,100,000	52,460	27,975	80,435	2.7	1.4	4.1
Ohio .....	22,404,700	514,681	520,951	1,035,633	2.3	2.3	4.6
Indiana .....	12,867,000	278,798	200,372	479,170	2.2	1.5	3.7
Illinois .....	11,620,000	321,406	231,917	553,323	2.8	2.0	4.8
Michigan .....	5,070,010	111,790	68,061	179,851	2.2	1.3	3.5
Wisconsin .....	2,935,000	76,583	62,012	138,595	2.6	2.1	4.7
Iowa .....	3,992,000	106,349	88,281	194,631	2.7	2.2	4.9
Minnesota .....	1,660,000	39,132	29,522	68,655	2.0	1.3	3.3
Missouri .....	7,559,300	133,142	189,248	322,390	1.4	2.0	3.4
Kansas .....	400,000	10,229	7,801	18,030	2.5	2.0	4.5
Nebraska .....	250,000	10,735	7,014	17,749	4.3	2.8	7.1
Oregon .....	100,000	1,624	.....	1,624	2.4	.....	2.4
Colorado .....	350,000	9,702	1,615	11,317	2.8	0.4	3.2
Utah .....	150,000	1,887	1,097	2,984	1.3	0.7	2.0
Idaho .....	100,000	479	1,405	1,884	0.5	1.4	1.9
Montana .....	100,000	837	560	1,397	0.8	0.6	1.4
Total .....	422,804,666	9,525,607	8,813,126	18,338,734	2.2	2.1	4.3

Amount and rate of taxation (United States and State) of the national banks for the year 1869.

States and Territories.	Capital stock.	Amount of taxes.			Rate of taxation.		
		United States.	State.	Total.	United States.	State.	Total.
					<i>Per ct.</i>	<i>Per ct.</i>	<i>Per ct.</i>
Maine .....	\$9, 185, 000	\$191, 779	\$164, 150	\$355, 929	2.1	1.8	3.9
New Hampshire .....	4, 835, 000	97, 245	102, 812	200, 057	2.0	2.1	4.1
Vermont .....	6, 385, 012	129, 059	117, 107	246, 166	2.0	1.8	3.8
Massachusetts .....	81, 282, 000	1, 691, 620	1, 329, 018	3, 020, 638	2.1	1.6	3.7
Rhode Island .....	20, 164, 800	344, 687	175, 466	520, 153	1.7	0.9	2.6
Connecticut .....	24, 606, 820	476, 244	366, 457	842, 701	1.9	1.5	3.4
New York .....	112, 267, 841	2, 958, 089	2, 980, 104	5, 938, 193	2.6	2.7	5.3
New Jersey .....	11, 465, 350	279, 410	200, 121	479, 531	2.4	1.8	4.2
Pennsylvania .....	49, 560, 390	1, 312, 419	266, 186	1, 578, 605	2.7	0.5	3.2
Delaware .....	1, 428, 185	30, 907	3, 265	34, 172	2.2	0.2	2.4
Maryland .....	12, 790, 203	277, 590	147, 854	425, 444	2.2	1.1	3.3
District of Columbia .....	1, 050, 000	23, 814	1, 850	25, 664	2.2	0.2	2.4
Virginia .....	2, 221, 860	59, 281	8, 882	68, 163	2.7	0.4	3.1
West Virginia .....	2, 116, 400	51, 979	37, 053	89, 032	2.3	1.7	4.0
North Carolina .....	683, 400	15, 712	2, 455	18, 167	2.3	0.4	2.7
South Carolina .....	823, 500	19, 763	7, 952	27, 715	2.4	1.0	3.4
Georgia .....	1, 500, 000	45, 824	8, 254	54, 078	3.0	0.6	3.6
Alabama .....	400, 000	5, 926	490	6, 416	1.5	0.1	1.6
Louisiana .....	1, 300, 000	27, 455	7, 107	34, 562	2.1	0.6	2.7
Texas .....	525, 000	11, 184	4, 375	15, 559	2.2	0.8	3.0
Arkansas .....	200, 000	4, 284	6, 998	11, 282	2.1	3.5	5.6
Kentucky .....	2, 835, 000	62, 836	10, 236	73, 072	2.2	0.4	2.6
Tennessee .....	1, 987, 400	47, 164	6, 570	53, 734	2.4	0.3	2.7
Ohio .....	21, 917, 399	635, 935	573, 576	1, 209, 511	2.9	2.6	5.5
Indiana .....	12, 752, 000	298, 336	218, 888	517, 224	2.4	1.7	4.1
Illinois .....	12, 370, 000	369, 742	217, 652	587, 394	3.0	1.8	4.8
Michigan .....	5, 510, 000	143, 649	34, 384	178, 033	2.6	0.6	3.2
Wisconsin .....	2, 710, 000	80, 963	50, 663	131, 626	3.0	1.9	4.9
Iowa .....	3, 717, 000	122, 162	53, 621	175, 783	3.3	1.4	4.7
Minnesota .....	1, 770, 000	45, 223	29, 873	75, 096	2.5	1.7	4.2
Missouri .....	7, 810, 300	171, 198	120, 720	291, 918	2.2	1.5	3.7
Kansas .....	400, 000	17, 443	16, 009	33, 452	4.4	4.0	8.4
Nebraska .....	400, 000	14, 593	10, 838	25, 431	3.7	2.7	6.4
Oregon .....	100, 000	2, 917	-----	2, 917	2.9	-----	2.9
Colorado .....	350, 000	11, 902	11, 286	23, 188	3.4	3.2	6.6
Idaho .....	100, 000	1, 179	2, 541	3, 720	1.2	2.5	3.7
Montana .....	100, 000	1, 731	2, 283	4, 014	1.7	2.3	4.0
Totals .....	419, 619, 880	10, 081, 244	7, 297, 096	17, 378, 340	2.4	1.7	4.1

Amount and rate of taxation (United States and State) of the national banks for the year 1874.

States and Territories.	Capital stock.	Amount of taxes.			Rate of taxation.		
		United States.	State.	Total.	United States.	State.	Total.
					Per ct.	Per ct.	Per ct.
Maine	\$9,654,019	\$111,403	\$192,290	\$303,693	1.2	2.0	3.2
New Hampshire	5,317,037	60,902	106,587	166,589	1.1	2.1	3.2
Vermont	7,862,712	88,152	139,297	227,449	1.1	1.8	2.9
Massachusetts	91,754,078	1,163,858	1,878,368	3,042,226	1.3	2.1	3.4
Rhode Island	20,504,800	201,317	224,540	425,857	1.0	1.1	2.1
Connecticut	25,424,620	271,801	439,402	711,203	1.1	1.8	2.9
New York	106,569,708	2,026,960	3,044,565	5,071,525	1.9	2.9	4.8
New Jersey	13,850,466	205,451	282,645	488,096	1.5	2.1	3.6
Pennsylvania	53,178,261	871,220	377,546	1,248,766	1.6	0.7	2.3
Delaware	1,523,185	20,798	6,630	27,428	1.4	0.4	1.8
Maryland	13,720,997	181,249	194,697	375,946	1.3	1.5	2.8
District of Columbia	1,309,512	19,747	5,288	25,035	1.5	0.4	1.9
Virginia	3,580,913	54,957	52,207	107,164	1.5	1.8	3.1
West Virginia	2,375,216	33,484	34,507	67,991	1.4	1.8	3.2
North Carolina	2,173,338	30,837	38,601	69,438	1.4	1.9	3.3
South Carolina	3,156,250	34,421	111,654	146,075	1.1	3.6	4.7
Georgia	2,843,962	31,656	53,872	85,528	1.1	1.9	3.0
Alabama	1,634,853	18,746	25,289	44,035	1.2	1.7	2.9
Louisiana	4,000,000	61,642	52,270	113,912	1.5	1.4	2.9
Texas	1,054,897	14,384	22,863	37,247	1.4	2.3	3.7
Arkansas	205,000	2,488	8,030	10,518	1.2	3.9	5.1
Kentucky	9,076,127	103,635	47,655	151,290	1.1	0.5	1.6
Tennessee	3,457,897	50,290	70,844	121,134	1.5	2.2	3.7
Ohio	29,112,642	403,697	642,054	1,045,751	1.4	2.2	3.6
Indiana	17,936,404	214,977	429,585	644,562	1.2	2.6	3.8
Illinois	20,507,963	367,718	420,461	788,179	1.8	2.2	4.0
Michigan	10,098,162	134,052	149,720	283,772	1.3	1.5	2.8
Wisconsin	3,704,032	67,485	76,350	143,815	1.8	2.3	4.1
Iowa	6,048,562	98,421	117,115	215,536	1.6	2.1	3.7
Minnesota	4,268,026	63,224	76,876	140,100	1.5	2.0	3.5
Missouri	9,308,198	112,525	190,140	302,665	1.2	2.1	3.3
Kansas	1,783,235	26,182	41,867	68,049	1.5	3.3	4.8
Nebraska	1,025,000	26,883	34,282	55,165	2.0	3.3	5.3
Oregon	250,000	5,808	3,488	9,296	2.3	1.4	3.7
California	3,358,594	46,044	-----	46,044	1.4	-----	1.4
Colorado	748,581	16,983	10,750	27,733	2.3	2.1	4.4
Utah	439,402	5,387	4,137	9,524	1.2	1.4	3.6
New Mexico	300,000	3,718	3,150	6,868	1.2	1.1	2.3
Wyoming	125,000	1,697	1,180	2,877	1.4	2.5	3.9
Idaho	100,000	1,393	129	1,522	1.4	0.1	1.5
Dakota	50,000	614	1,225	1,839	1.2	2.5	3.7
Montana	350,000	6,777	8,190	14,967	1.9	2.3	4.2
Totals	*493,751,679	7,256,083	9,620,326	16,876,409	1.5	2.0	3.5

\* Including capital of banks from which returns of the amount of State taxation were not received.

Amount and rate of taxation (United States and State) of the national banks for the year 1875.

States and Territories.	Capital.	Amount of taxes.			Ratios to capital.		
		United States.	State.	Total.	United States.	State.	Total.
					<i>Per ct.</i>	<i>Per ct.</i>	<i>Per ct.</i>
Maine .....	\$9,790,104	\$112,652	\$215,981	\$328,633	1.2	2.2	3.4
New Hampshire .....	5,482,514	61,006	103,949	164,955	1.1	1.9	3.0
Vermont .....	8,216,467	89,360	169,044	258,404	1.1	2.2	3.3
Massachusetts .....	43,063,374	491,157	865,198	1,356,355	1.1	2.0	3.1
Boston .....	51,362,454	703,218	957,283	1,660,501	1.4	1.9	3.3
Rhode Island .....	20,548,433	201,639	269,402	471,041	1.0	1.3	2.3
Connecticut .....	25,852,987	277,984	435,680	713,664	1.1	1.7	2.8
New York .....	35,471,333	529,804	962,982	1,492,786	1.5	2.7	4.2
New York City .....	68,466,576	1,376,541	2,093,143	3,469,684	2.0	3.1	5.1
Albany .....	2,088,462	62,215	71,740	133,955	3.0	3.6	6.6
New Jersey .....	14,072,520	208,559	300,894	509,453	1.5	2.1	3.6
Pennsylvania .....	29,655,994	410,928	175,059	585,987	1.4	0.6	2.0
Philadelphia .....	17,019,239	346,950	128,996	475,946	2.0	0.8	2.8
Pittsburgh .....	10,059,041	141,545	56,246	197,791	1.4	0.5	1.9
Delaware .....	1,523,185	22,025	7,952	29,977	1.5	0.5	2.0
Maryland .....	2,268,238	30,468	31,855	61,823	1.3	1.4	2.7
Baltimore .....	11,469,355	150,003	230,368	380,371	1.3	2.0	3.3
District of Columbia .....	252,000	4,555	262	4,817	1.8	0.1	1.9
Washington .....	1,239,564	16,905	3,462	20,367	1.4	0.3	1.7
Virginia .....	3,535,719	54,132	70,710	124,842	1.5	2.0	3.5
West Virginia .....	1,971,000	25,775	30,102	55,877	1.3	1.7	3.0
North Carolina .....	2,232,150	31,406	34,584	65,990	1.4	1.6	3.0
South Carolina .....	3,135,000	34,747	106,760	141,507	1.1	3.4	4.5
Georgia .....	2,716,974	29,023	45,790	74,813	1.1	1.6	2.7
Florida .....	50,000	854	1,056	1,910	1.7	2.1	3.8
Alabama .....	1,638,866	18,865	22,204	41,069	1.2	1.4	2.6
New Orleans .....	3,766,667	59,314	9,870	69,184	1.6	0.3	1.9
Texas .....	1,205,350	15,819	20,844	36,663	1.3	1.7	3.0
Arkansas .....	205,000	1,983	3,288	5,271	1.0	1.6	2.6
Tennessee .....	3,468,992	47,341	78,427	125,768	1.4	2.3	3.7
Kentucky .....	7,201,765	80,777	36,311	117,088	1.1	0.5	1.6
Louisville .....	3,358,000	45,012	16,290	61,302	1.3	0.5	1.8
Ohio .....	21,110,393	292,900	507,231	800,131	1.4	2.4	3.8
Cincinnati .....	4,000,000	80,198	105,199	185,397	2.0	2.6	4.6
Cleveland .....	4,550,000	51,011	104,872	155,883	1.1	2.3	3.4
Indiana .....	18,588,189	229,606	470,836	700,442	1.2	2.6	3.8
Illinois .....	11,873,363	186,188	271,636	457,824	1.6	2.3	3.9
Chicago .....	7,673,757	173,506	188,524	362,030	2.3	2.5	4.8
Michigan .....	8,568,270	105,676	146,993	252,669	1.2	1.7	2.9
Detroit .....	1,900,000	33,331	24,744	58,075	1.8	1.3	3.1
Wisconsin .....	2,974,651	47,584	55,156	102,740	1.6	1.9	3.5
Milwaukee .....	700,000	16,263	19,229	35,492	2.3	3.0	5.3
Minnesota .....	4,391,068	60,781	93,736	154,517	1.4	2.3	3.7
Iowa .....	6,416,607	104,667	126,088	230,755	1.6	2.0	3.6
Missouri .....	2,742,199	36,361	93,467	129,828	1.3	3.5	4.8
Saint Louis .....	6,360,300	75,135	177,464	252,599	1.2	2.8	4.0
Kansas .....	1,588,821	22,901	45,548	68,449	1.4	3.2	4.6
Nebraska .....	994,758	22,277	21,689	43,966	2.2	2.3	4.5
Oregon .....	250,000	5,654	3,037	8,691	2.3	1.2	3.5
California .....	1,552,622	17,186	.....	17,186	1.1	.....	.....
San Francisco .....	2,917,112	35,780	.....	35,780	1.2	.....	.....
New Mexico .....	300,000	4,228	3,250	7,478	1.4	1.1	2.5
Colorado .....	923,478	18,997	25,714	44,711	2.1	3.3	5.4
Utah .....	300,000	3,472	2,550	6,022	1.2	1.3	2.5
Idaho .....	100,000	1,429	2,367	3,796	1.4	2.4	3.8
Montana .....	350,000	7,047	9,137	16,184	2.0	2.6	4.6
Wyoming .....	125,000	2,049	3,523	5,572	1.6	2.8	4.4
Dakota .....	50,000	742	900	1,642	1.5	1.8	3.3
Totals .....	503,687,911	7,317,531	10,058,122	17,375,653	1.5	2.0	3.5



Amount and rate of taxation (United States and State) of the national banks for the year 1876.

States and Territories.	Capital.*	Amount of taxes.			Ratios to capital.		
		United States.	State.	Total.	United States.	State.	Total.
					Per ct.	Per ct.	Per ct.
Maine	\$10,635,819	\$115,272	\$237,792	\$353,064	1.1	2.2	3.3
New Hampshire	5,615,000	62,627	97,255	159,882	1.1	1.7	2.8
Vermont	8,722,369	91,777	179,876	271,653	1.1	2.1	3.2
Massachusetts	44,299,557	497,228	825,685	1,322,913	1.1	1.9	3.0
Boston	52,200,000	704,655	855,446	1,560,101	1.4	1.6	3.0
Rhode Island	20,579,800	200,420	279,765	480,185	1.0	1.3	2.3
Connecticut	26,015,834	275,991	438,989	714,980	1.0	1.7	2.7
New York	35,326,077	512,233	826,929	1,339,162	1.5	2.4	3.9
New York City	66,607,325	1,278,956	2,197,681	3,476,637	1.9	3.5	5.4
Albany	2,000,000	63,650	67,972	131,622	3.2	3.4	6.6
New Jersey	14,238,634	204,512	292,024	496,536	1.4	2.1	3.5
Pennsylvania	29,354,981	417,324	182,003	599,327	1.4	0.6	2.0
Philadelphia	17,189,489	356,204	119,655	475,859	2.1	0.7	2.8
Pittsburgh	10,531,592	142,232	56,620	198,852	1.4	0.5	1.9
Delaware	1,571,730	22,030	6,900	28,930	1.4	0.4	1.8
Maryland	2,290,960	31,280	28,046	59,326	1.4	1.3	2.7
Baltimore	11,491,985	142,102	229,484	371,586	1.2	2.0	3.2
District of Columbia	252,000	4,478	3,906	8,384	1.8	1.2	3.0
Washington	1,300,000	15,246	14,096	29,342	1.2	1.1	2.3
Virginia	3,339,307	51,297	71,827	123,124	1.5	2.1	3.6
West Virginia	1,746,000	21,783	28,878	50,661	1.2	1.7	2.9
North Carolina	2,496,499	31,021	39,933	70,954	1.2	1.6	2.8
South Carolina	3,172,590	31,793	84,863	116,656	1.0	2.7	3.7
Georgia	2,564,317	26,265	41,764	68,029	1.0	2.0	3.0
Florida	50,000	941	948	1,889	1.9	1.9	3.8
Alabama	1,690,412	19,184	16,888	36,072	1.1	1.0	2.1
New Orleans	3,436,786	53,888	6,594	59,922	1.6	0.2	1.8
Texas	3,048,782	14,518	19,057	33,575	1.4	1.9	3.3
Arkansas	295,000	2,955	2,890	4,885	1.0	1.4	2.4
Kentucky	7,069,641	79,609	32,587	112,196	1.1	0.5	1.6
Louisville	3,095,500	42,676	14,576	57,252	1.4	0.5	1.9
Tennessee	3,401,449	49,251	70,479	119,730	1.4	2.1	3.5
Ohio	20,757,993	274,814	559,498	834,312	1.3	2.8	4.1
Cincinnati	4,373,680	74,720	128,087	202,807	1.7	2.9	4.6
Cleveland	4,550,000	49,454	114,072	163,526	1.1	2.5	3.6
Indiana	17,781,910	210,769	424,904	635,673	1.2	2.5	3.7
Illinois	11,728,823	173,495	231,693	405,188	1.5	2.0	3.5
Chicago	6,950,123	154,246	200,866	355,112	2.2	3.0	5.2
Michigan	8,238,899	100,414	128,446	228,860	1.2	1.6	2.8
Detroit	1,900,000	31,078	28,633	59,711	1.6	1.5	3.1
Wisconsin	2,827,322	43,783	53,499	97,282	1.5	1.9	3.4
Milwaukee	650,000	14,207	18,606	32,813	2.2	2.9	5.1
Iowa	6,430,398	81,667	122,519	214,186	1.4	2.0	3.4
Minnesota	4,455,478	60,336	86,923	147,259	1.4	2.0	3.4
Missouri	2,574,000	35,824	53,580	89,404	1.4	2.2	3.6
Saint Louis	5,742,586	73,344	76,071	149,415	1.3	2.6	3.9
Kansas	1,369,187	20,722	34,518	55,240	1.5	3.0	4.5
Nebraska	975,500	21,839	23,274	45,113	2.2	2.5	4.7
Oregon	257,500	6,319	2,550	8,869	2.7	1.0	3.7
California†	1,700,000	17,484	3,463	20,947	1.0	0.2	1.2
San Francisco	2,875,000	23,526	705	24,231	0.8	.....	0.8
New Mexico	300,000	3,976	3,513	7,489	1.3	1.2	2.5
Colorado	824,025	18,276	16,465	34,741	2.2	2.2	4.4
Utah	250,000	2,840	2,625	5,465	1.1	1.5	2.4
Idaho	100,000	1,278	2,370	3,648	1.3	2.4	3.7
Montana	350,000	6,811	9,561	16,372	1.9	2.7	4.6
Wyoming	125,000	1,976	3,367	5,343	1.6	2.7	4.3
Dakota	50,000	891	636	1,527	1.8	1.3	3.1
Total	501,788,079	7,076,087	9,701,732	16,777,819	1.4	2.0	3.4

\* The capital of the banks that paid State, county, and municipal taxes on stock and real estate is \$488,272,782.

† California banks pay no State taxes on capital, except such as is invested in real estate.

*Dividends and earnings of the national banks, arranged by geographical divisions, for semi-annual periods from September 1, 1869, to September 1, 1878.*

Geographical divisions.	Number of banks.	Capital.	Surplus.	Dividends.	Net earnings.	Ratios.		
						Dividends to capital.	Dividends to capital and surplus.	Earnings to capital and surplus.
<b>Sept., 1869, to March, 1870:</b>								
New England States.....	488	\$148,466,032	\$27,335,824	\$7,503,907	\$10,148,574	Pr. ct. 5.0	Pr. ct. 4.3	Pr. ct. 5.8
Middle States.....	577	187,741,859	43,043,795	9,550,034	12,352,534	5.1	4.1	5.3
Southern States.....	76	12,850,100	1,419,995	804,972	1,035,938	6.3	5.6	7.3
Western States.....	430	67,309,000	14,318,596	3,620,782	5,459,888	5.4	4.4	6.7
Totals.....	1,571	416,366,991	86,118,210	21,479,095	28,996,934	5.2	4.3	5.8
<b>March, 1870, to Sept., 1870:</b>								
New England States.....	491	152,700,033	29,268,791	7,554,081	9,609,814	4.9	4.1	5.3
Middle States.....	584	188,131,868	45,455,429	9,250,780	11,244,110	4.9	4.0	4.8
Southern States.....	81	14,441,203	1,586,312	809,439	1,153,852	5.6	5.0	7.2
Western States.....	444	70,044,000	15,320,088	3,466,043	4,806,109	4.9	4.1	5.6
Totals.....	1,600	425,317,104	91,630,620	21,080,343	26,813,885	5.0	4.1	5.2
<b>Sept., 1870, to March, 1871:</b>								
New England States.....	492	153,419,032	30,647,742	7,747,077	9,547,922	5.0	4.2	5.2
Middle States.....	585	189,066,559	46,418,681	9,494,432	11,146,367	5.0	4.0	4.7
Southern States.....	83	15,221,574	1,733,167	924,477	1,138,066	6.1	5.4	6.7
Western States.....	445	70,992,000	15,872,811	4,039,164	5,410,807	5.7	4.6	6.2
Totals.....	1,605	428,699,165	94,672,401	22,205,150	27,243,162	5.2	4.2	5.2
<b>March, 1871, to Sept., 1871:</b>								
New England States.....	493	154,151,032	31,938,761	7,619,422	9,259,127	4.9	4.1	5.0
Middle States.....	591	190,676,869	47,776,315	9,274,778	11,207,080	4.9	3.9	4.7
Southern States.....	113	22,153,463	1,885,311	1,148,638	1,317,512	5.2	4.8	5.5
Western States.....	496	79,017,900	16,686,204	4,082,446	5,581,685	5.2	4.3	5.9
Totals.....	1,693	445,999,264	98,286,591	22,125,279	27,315,311	5.0	4.1	5.0
<b>Sept., 1871, to March, 1872:</b>								
New England States.....	494	154,869,032	33,163,949	7,713,428	9,152,734	5.0	4.1	4.9
Middle States.....	589	190,985,969	48,754,556	9,674,512	10,988,549	5.1	4.0	4.6
Southern States.....	129	26,182,281	2,118,475	1,317,525	1,700,643	5.0	4.7	6.0
Western States.....	538	78,656,424	15,394,263	4,154,361	5,660,613	5.3	4.4	6.0
Totals.....	1,750	450,693,706	99,431,243	22,859,826	27,502,539	5.1	4.2	5.0
<b>March, 1872, to Sept., 1872:</b>								
New England States.....	497	155,220,568	34,113,635	7,625,549	9,721,465	4.9	4.0	5.1
Middle States.....	594	191,776,118	50,328,781	9,432,709	12,099,457	4.9	3.9	5.0
Southern States.....	141	29,513,235	2,353,213	1,552,664	1,967,089	5.3	4.9	6.2
Western States.....	620	89,166,102	18,386,313	5,216,367	6,784,880	5.8	4.8	6.3
Totals.....	1,852	465,676,023	105,181,942	23,827,289	30,572,891	5.1	4.2	5.4
<b>Sept., 1872, to March, 1873:</b>								
New England States.....	495	155,659,232	36,858,324	7,938,341	10,324,340	5.1	4.1	5.4
Middle States.....	594	192,845,669	53,303,503	9,766,087	11,642,716	5.1	4.0	4.7
Southern States.....	147	31,328,787	3,207,788	1,612,680	2,170,179	5.1	4.7	6.3
Western States.....	676	100,684,995	20,887,673	5,508,953	7,789,243	5.5	4.5	6.4
Totals.....	1,912	480,518,683	114,257,288	24,826,061	31,926,478	5.2	4.2	5.4
<b>March, 1873, to Sept., 1873:</b>								
New England States.....	496	157,014,832	38,303,887	7,941,687	10,103,736	5.1	4.1	5.2
Middle States.....	591	192,234,009	53,431,089	9,575,193	12,565,331	5.0	3.9	5.1
Southern States.....	161	33,259,530	3,600,607	1,544,046	2,246,024	4.6	4.2	6.1
Western States.....	707	105,592,580	22,778,265	5,762,103	8,206,909	5.5	4.5	6.4
Totals.....	1,955	488,100,951	118,113,848	24,823,029	33,122,000	5.1	4.1	5.5
<b>Sept., 1873, to March, 1874:</b>								
New England States.....	503	159,041,832	39,714,859	7,627,811	9,682,704	4.8	3.8	4.9
Middle States.....	588	190,368,669	55,931,654	9,164,682	10,983,048	4.8	3.7	4.5
Southern States.....	159	32,605,522	3,865,491	1,415,933	1,750,914	4.3	3.9	4.8
Western States.....	717	107,494,300	23,957,855	5,321,571	7,127,454	4.9	4.0	5.4
Totals.....	1,967	489,510,323	123,469,859	23,529,997	29,544,120	4.8	3.8	4.8

Dividends and earnings of the national banks, &c.—Continued.

Geographical divisions.	Number of banks.	Capital.	Surplus.	Dividends.	Net earnings.	Ratios.		
						Dividends to capital.	Dividends to capital and surplus.	Earnings to capital and surplus.
March, 1874, to Sept., 1874:						<i>Pr. ct.</i>	<i>Pr. ct.</i>	<i>Pr. ct.</i>
New England States ..	506	\$159,531,832	\$41,978,153	\$7,838,007	\$9,008,512	4.9	3.9	4.8
Middle States ..	586	189,985,019	57,176,298	9,463,707	11,214,753	5.0	3.8	4.5
Southern States ..	159	33,138,800	4,121,405	1,594,208	1,871,562	4.8	4.3	5.0
Western States ..	720	107,882,633	25,088,183	6,033,384	7,346,984	5.6	4.5	5.5
Totals ..	1,971	489,938,284	128,364,039	24,929,306	30,036,811	5.1	4.0	4.9
Sept., 1874, to March, 1875:								
New England States ..	510	160,461,832	43,020,505	7,785,166	9,031,409	4.8	3.8	4.4
Middle States ..	589	189,639,519	57,749,497	9,537,118	10,361,652	5.0	3.9	4.2
Southern States ..	169	33,681,310	4,646,468	1,463,170	1,861,758	4.3	3.8	4.9
Western States ..	739	109,786,170	26,144,167	5,965,362	7,881,188	5.4	4.4	5.8
Totals ..	2,007	493,568,831	131,560,637	24,750,816	29,136,007	5.0	4.0	4.7
March, 1875, to Sept., 1875:								
New England States ..	512	161,928,732	43,563,385	7,758,460	8,767,978	4.8	3.8	4.3
Middle States ..	603	190,775,569	57,826,444	9,151,653	9,985,736	4.8	3.7	4.0
Southern States ..	175	34,840,100	4,965,170	1,539,234	1,956,203	4.4	3.9	4.9
Western States ..	757	110,520,432	27,768,650	5,868,438	8,090,300	5.3	4.2	5.8
Totals ..	2,047	497,864,833	134,123,649	24,317,785	28,800,217	4.9	3.8	4.6
Sept., 1875, to March, 1876:								
New England States ..	531	166,396,620	43,739,079	7,371,060	7,548,855	4.4	3.5	3.6
Middle States ..	625	193,834,271	56,319,205	10,174,655	5,770,198	5.2	4.1	2.3
Southern States ..	174	33,890,100	5,348,175	1,509,125	2,211,357	4.5	3.9	5.7
Western States ..	746	110,588,500	29,061,135	5,756,741	7,567,511	5.2	4.1	5.4
Totals ..	2,076	504,209,491	134,467,594	24,811,581	23,097,921	4.9	3.9	3.6
March, 1876, to Sept., 1876:								
New England States ..	539	167,902,820	43,319,060	6,770,149	6,098,661	4.0	3.2	2.9
Middle States ..	626	190,928,351	54,527,758	8,818,572	6,751,345	4.6	3.6	3.2
Southern States ..	179	33,392,600	5,486,630	1,432,194	1,498,873	4.3	3.7	3.9
Western States ..	737	108,258,500	28,917,630	5,542,914	6,191,353	5.1	4.0	4.5
Totals ..	2,081	500,482,271	132,251,078	22,563,829	20,540,232	4.5	3.6	3.3
Sept., 1876, to March, 1877:								
New England States ..	542	168,178,820	43,109,865	6,501,179	6,128,206	3.9	3.1	2.9
Middle States ..	631	190,272,820	53,430,368	8,328,761	6,787,978	4.4	3.4	2.8
Southern States ..	175	32,120,440	5,678,226	1,387,478	1,470,475	4.3	3.7	3.9
Western States ..	732	106,979,800	28,653,706	5,586,551	5,206,303	5.3	4.1	3.9
Totals ..	2,080	496,651,580	130,872,165	21,803,969	19,592,962	4.4	3.5	3.1
March, 1877, to Sept., 1877:								
New England States ..	541	167,237,820	41,370,408	6,147,573	3,744,799	3.7	2.9	1.8
Middle States ..	631	185,468,951	51,871,038	7,686,267	6,185,157	4.1	3.2	2.6
Southern States ..	175	32,599,989	5,571,362	1,299,476	1,207,343	4.0	3.4	3.2
Western States ..	725	101,018,100	25,536,446	6,983,800	4,136,729	6.9	5.5	3.3
Totals ..	2,072	486,324,860	124,349,254	22,117,116	15,274,028	4.5	3.6	2.5
Sept., 1877, to March, 1878:								
New England States ..	544	166,546,320	40,560,405	5,903,213	4,985,926	3.5	2.9	2.4
Middle States ..	631	178,149,931	51,551,601	7,261,608	6,283,445	4.1	3.2	2.7
Southern States ..	176	32,166,800	5,482,012	1,217,880	1,174,220	3.8	3.2	3.1
Western States ..	722	98,746,700	24,779,543	4,599,689	4,503,105	4.7	3.7	3.7
Totals ..	2,074	475,609,751	122,373,561	18,982,390	16,946,696	4.0	3.2	2.8
March, 1878, to Sept., 1878:								
New England States ..	543	166,587,820	38,956,874	5,459,786	3,846,183	3.3	2.7	1.9
Middle States ..	629	176,694,576	50,182,622	6,674,618	4,999,505	3.8	2.9	2.2
Southern States ..	176	31,491,800	5,684,035	1,115,865	951,995	3.5	3.0	2.6
Western States ..	699	95,457,700	23,863,603	4,708,954	3,861,210	4.9	4.0	3.2
Totals ..	2,047	470,231,896	118,687,134	17,959,223	13,658,893	3.8	3.0	2.3
General averages ..	1,909	472,542,445	116,011,728	22,721,782	25,562,283	4.8	3.9	4.3

Table, by States and reserve cities, of the ratios to capital, and to capital and surplus, of

	States, Territories, and reserve cities.	Ratio of dividends to capital for six months ending—										Ratios of	
		1874.		1875.		1876.		1877.		1878.		1874.	
		Mar.	Sept.	Mar.	Sept.	Mar.	Sept.	Mar.	Sept.	Mar.	Sept.	Mar.	Sept.
		1.	1.	1.	1.	1.	1.	1.	1.	1.	1.	1.	1.
1	Maine	Pr. ct. 6.1	Pr. ct. 5.4	Pr. ct. 5.3	Pr. ct. 5.4	Pr. ct. 5.0	Pr. ct. 4.8	Pr. ct. 4.8	Pr. ct. 5.1	Pr. ct. 4.5	Pr. ct. 4.4	Pr. ct. 5.1	
2	New Hampshire	4.8	4.9	5.0	4.9	4.6	4.3	4.3	4.1	3.9	3.8	4.1	
3	Vermont	4.7	4.6	4.7	4.6	3.9	4.0	4.0	4.0	4.0	3.6	3.8	
4	Massachusetts	5.1	5.2	5.2	5.3	4.6	4.3	4.1	4.0	3.9	3.4	3.9	
5	Boston	4.4	4.7	4.4	4.1	3.9	3.1	3.1	3.0	2.9	2.3	3.5	
6	Rhode Island	4.2	4.3	4.6	4.5	4.2	4.1	3.5	3.3	3.3	3.4	3.6	
7	Connecticut	5.1	5.2	5.2	5.4	5.1	5.0	4.7	4.0	3.9	4.2	4.0	
8	New York	4.7	4.5	5.0	4.6	4.8	5.1	4.4	4.3	4.2	3.8	3.8	
9	New York City	4.6	4.8	4.8	4.5	6.0	4.2	4.1	3.7	3.7	3.6	3.5	
10	Albany	5.2	5.0	5.6	4.7	5.6	5.1	5.4	5.0	5.2	4.7	3.5	
11	New Jersey	4.9	5.1	4.9	4.8	4.7	4.7	4.4	4.3	4.7	4.0	3.9	
12	Pennsylvania	4.8	5.1	4.9	5.0	4.7	4.7	4.4	4.1	3.9	3.6	3.8	
13	Philadelphia	5.7	5.7	5.8	5.5	5.4	5.4	5.4	5.0	5.1	4.6	4.0	
14	Pittsburgh	5.1	5.4	5.2	4.8	4.4	4.2	4.0	4.0	3.8	3.6	3.8	
15	Delaware	5.1	5.1	5.2	5.2	5.2	5.2	4.9	4.9	4.7	4.7	4.0	
16	Maryland	5.1	5.2	5.5	5.4	5.4	5.4	4.8	5.1	4.8	4.2	4.2	
17	Baltimore	4.9	5.7	5.1	5.1	4.8	4.2	4.4	4.1	3.9	3.3	4.1	
18	District of Columbia	4.0	4.0	4.0	4.0	4.0	4.0	4.0	4.0	4.0	4.0	3.6	
19	Washington	2.4	8.0	4.7	4.7	4.8	4.8	4.1	8.0	2.3	2.6	1.9	
20	Virginia	4.7	4.3	4.6	4.6	4.1	4.0	3.9	3.6	3.2	3.5	4.0	
21	West Virginia	4.5	4.3	5.0	5.1	5.3	4.7	4.4	4.6	4.1	4.2	3.9	
22	North Carolina	4.6	4.7	4.3	4.2	4.0	3.7	4.3	2.7	2.5	2.3	4.3	
23	South Carolina	4.1	4.3	4.8	4.4	4.4	4.2	4.0	3.8	3.5	2.3	3.1	
24	Georgia	5.4	5.3	5.1	3.7	4.7	3.5	3.2	4.8	3.4	3.5	4.7	
25	Florida					10.0	5.0	5.0	4.0	3.0	3.0		
26	Alabama	4.7	5.8	4.2	3.9	2.9	3.5	3.4	2.9	2.3	2.7	4.3	
27	New Orleans	2.5	3.6	2.9	4.1	3.7	4.9	3.5	4.6	4.3	6.2	2.3	
28	Texas	5.8	9.3	3.4	2.6	3.5	4.7	9.0	3.2	8.4	4.5	4.8	
29	Arkansas	3.7	3.3		7.1		3.3		1.3		1.6	3.3	
30	Kentucky	4.6	4.8	4.1	4.5	4.7	4.3	4.3	4.1	3.9	3.7	4.2	
31	Louisville	3.7	5.0	5.0	4.7	4.9	4.7	4.5	3.8	3.5	1.6	3.4	
32	Tennessee	4.7	5.4	4.9	5.3	4.5	4.9	5.5	5.2	4.8	4.6	4.1	
33	Ohio	5.0	5.3	5.3	5.5	5.1	5.4	4.9	5.4	4.6	4.4	4.1	
34	Cincinnati	4.9	5.5	4.9	5.5	4.9	4.9	4.5	5.9	4.4	4.5	4.0	
35	Cleveland	3.7	4.9	4.9	5.0	5.0	5.4	4.0	5.3	3.4	4.1	3.3	
36	Indiana	4.8	5.6	5.0	5.3	5.3	5.1	5.5	4.9	4.5	5.0	3.8	
37	Illinois	5.7	7.0	5.8	6.0	5.9	5.3	5.7	5.8	5.5	4.8	4.6	
38	Chicago	4.0	3.7	3.5	4.4	4.0	2.9	9.4	31.0	1.8	6.6	3.0	
39	Michigan	5.5	4.8	5.6	5.4	5.2	6.0	5.4	4.5	5.7	4.5	4.5	
40	Detroit	5.8	5.5	5.8	5.5	5.8	5.5	5.5	5.5	5.3	17.2	4.3	
41	Wisconsin	7.1	5.0	6.9	6.1	6.0	5.1	6.9	5.1	5.5	5.0	5.7	
42	Milwaukee	4.6	4.9	4.9	5.3	5.6	20.7	5.6	5.6	4.7	2.9	3.3	
43	Iowa	5.3	6.9	5.5	5.9	5.8	5.6	5.1	5.2	5.5	4.7	4.3	
44	Minnesota	6.4	5.8	6.2	3.8	5.6	5.2	5.2	4.6	5.5	5.3	5.5	
45	Missouri	3.7	3.9	4.6	4.6	5.5	4.3	4.5	4.0	3.8	5.3	3.2	
46	Saint Louis	3.3	3.7	3.9	3.7	1.6	3.5	1.1	3.9	3.6	2.0	2.9	
47	Kansas	3.2	5.7	4.1	4.5	7.6	1.7	5.3	4.4	3.8	4.9	2.8	
48	Nebraska	4.8	17.2	5.1	7.6	7.6	5.5	6.2	7.6	6.8	5.4	4.1	
49	Oregon	6.0	6.0	6.0	6.0	12.0	12.0	12.0	37.0	12.0	12.0	5.0	
50	California	5.6	6.6	6.5	6.3	6.7	5.7	5.6	5.1	9.9	3.7	5.4	
51	San Francisco	6.4	6.6	6.6	6.5	4.8	3.3	3.6	3.6	2.9	4.1	5.9	
52	Colorado	2.8	17.9	13.1	7.2	12.2	6.7	4.8	3.8	2.1	2.4	2.1	
53	New Mexico	6.5	6.5	6.5	6.5	6.5	3.5	6.5	6.0	4.0	2.5	6.1	
54	Utah	4.4	2.7	4.0	4.0	4.0	6.0	6.0	6.0	6.0	4.0	2.3	
55	Wyoming												
56	Idaho	23.0	20.0	20.0	20.0		20.0	25.0	15.0	18.0	10.0	19.7	
57	Montana	3.4	11.8	12.5	3.6	12.2	11.4	4.1	5.7	5.5	1.5	2.9	
58	Dakota	6.0	4.5			5.0	5.0	5.0	5.0	5.0	4.0	5.8	
	Averages	4.8	5.1	5.0	4.9	4.9	4.5	4.4	4.5	4.0	3.8	4.0	

the dividends and earnings of national banks, from March 1, 1874, to September 1, 1878.

dividends to capital and surplus for six months ending—												Ratio of earnings to capital and surplus for six months ending—									
1875.		1876.		1877.		1878.		1874.		1875.		1876.		1877.		1878.					
Mar. 1.	Sept. 1.	Mar. 1.	Sept. 1.	Mar. 1.	Sept. 1.	Mar. 1.	Sept. 1.	Mar. 1.	Sept. 1.	Mar. 1.	Sept. 1.	Mar. 1.	Sept. 1.	Mar. 1.	Sept. 1.	Mar. 1.	Sept. 1.				
Pr. ct.	Pr. ct.	Pr. ct.	Pr. ct.	Pr. ct.	Pr. ct.	Pr. ct.	Pr. ct.	Pr. ct.	Pr. ct.	Pr. ct.	Pr. ct.	Pr. ct.	Pr. ct.	Pr. ct.	Pr. ct.	Pr. ct.	Pr. ct.	1			
4.3	4.4	4.2	3.9	3.9	4.1	3.7	3.6	5.9	5.4	5.7	5.3	3.8	4.6	4.0	3.1	4.2	3.2	2			
4.1	4.1	3.9	3.6	3.7	3.5	3.3	3.2	6.3	4.5	4.8	4.2	3.7	2.4	4.7	3.7	3.9	2.9	3			
3.8	3.7	3.2	3.3	3.2	3.2	3.2	2.9	5.2	5.1	5.1	4.8	4.7	3.1	4.6	4.3	2.9	2.2	4			
4.0	4.0	3.6	3.3	3.2	3.1	3.0	2.6	4.7	5.1	4.5	4.7	3.7	3.1	3.1	2.9	2.6	1.9	5			
3.5	3.3	3.1	2.5	2.5	2.4	2.4	1.9	4.4	4.4	4.1	3.8	3.2	1.7	1.9	1.4	1.2	0.9	6			
3.8	3.7	3.5	3.4	2.9	2.7	2.8	2.9	5.5	4.7	4.3	4.6	3.1	3.6	2.8	0.3	1.9	2.0	7			
4.0	4.1	3.9	3.9	3.7	3.2	3.1	3.3	4.9	4.7	4.3	4.4	4.2	3.6	3.2	0.1	3.7	2.7	8			
3.1	3.7	3.9	4.1	3.5	3.5	3.4	3.1	4.5	4.3	4.3	4.4	3.7	2.8	3.5	2.9	2.8	2.7	9			
4.6	3.4	4.6	3.2	2.9	2.9	2.8	2.8	4.1	4.8	3.8	3.6	-----	1.7	1.4	1.5	2.0	2.0	10			
3.5	2.7	3.2	2.9	3.1	2.9	3.0	3.7	5.3	3.9	3.4	3.3	3.3	3.0	3.9	2.5	1.1	0.7	11			
3.9	3.9	3.7	3.7	3.5	3.4	3.7	3.2	4.4	3.5	5.1	4.8	3.7	4.1	3.2	3.6	3.4	1.9	12			
3.9	3.9	3.7	3.7	3.4	3.2	3.1	2.8	5.0	4.6	4.3	4.1	4.3	3.5	3.8	2.8	3.1	2.5	13			
4.1	3.8	3.7	3.7	3.7	3.5	3.5	3.5	4.3	4.5	4.2	3.9	4.2	4.2	3.6	3.2	3.8	2.3	14			
3.9	3.7	3.4	3.3	3.1	3.1	2.9	2.8	4.4	5.0	4.4	4.3	3.9	3.4	3.0	3.2	3.4	1.2	15			
4.0	4.0	4.0	4.0	4.0	3.9	3.9	3.7	4.2	4.5	4.3	4.0	4.6	4.7	4.3	4.0	3.9	3.4	16			
4.4	4.3	4.2	4.2	4.2	3.7	4.0	3.7	5.2	5.4	4.7	5.1	5.3	4.2	4.4	4.4	3.5	4.1	17			
4.2	4.3	3.9	3.5	3.7	3.4	3.3	2.7	5.4	4.7	4.8	4.2	3.0	1.2	3.2	4.2	2.8	2.2	18			
3.5	3.5	3.4	3.4	3.4	3.3	3.3	3.3	5.7	5.1	5.8	2.4	4.8	4.6	4.7	4.8	4.5	3.9	19			
3.9	3.9	3.9	3.9	3.9	3.4	6.3	2.0	2.1	4.9	4.7	6.2	5.0	5.6	4.0	1.9	4.5	3.0	20			
3.8	3.9	3.3	3.2	3.1	2.9	2.6	2.8	5.0	4.6	4.6	5.8	5.5	5.5	3.1	3.3	3.2	1.6	21			
4.2	4.2	4.3	3.8	3.5	3.6	3.3	3.4	4.7	4.2	5.5	5.8	5.8	4.8	3.7	2.3	3.4	3.2	22			
3.9	3.9	3.6	3.4	3.9	2.4	2.2	2.1	5.8	5.5	5.5	5.2	5.6	4.7	4.2	4.0	2.3	0.1	23			
4.2	3.8	3.8	3.6	3.3	3.3	3.0	3.0	4.9	2.9	6.2	4.3	5.0	2.7	5.2	2.9	2.4	2.2	24			
4.2	3.9	4.0	2.9	2.7	4.1	2.9	2.6	4.2	4.7	4.0	3.0	4.8	0.9	3.2	1.8	2.8	3.1	25			
5.1	3.0	9.9	4.9	4.8	3.9	2.8	2.9	-----	2.9	0.1	5.9	7.2	7.0	4.0	3.2	3.8	4.0	26			
3.8	3.6	2.6	3.2	3.1	2.7	2.1	3.5	3.9	5.8	4.4	4.6	2.9	2.1	3.5	3.4	2.5	0.9	27			
2.7	3.8	3.2	3.4	3.1	3.9	3.7	5.1	3.3	4.8	2.6	3.7	8.0	3.6	2.2	3.8	4.5	9.8	28			
2.8	2.1	6.9	3.7	7.2	2.5	6.6	3.5	6.9	8.8	5.7	6.0	6.6	5.6	5.5	3.7	4.7	2.7	29			
-----	6.3	-----	8.1	-----	1.2	-----	1.4	3.4	3.8	5.2	1.2	3.6	2.3	3.6	1.0	3.5	0.5	30			
3.6	4.0	4.1	3.7	3.7	3.5	3.3	3.2	5.5	5.3	5.1	5.6	6.0	4.4	4.0	3.9	3.4	2.2	31			
4.6	4.3	4.5	4.0	4.1	3.4	3.1	1.5	5.0	5.8	5.2	5.2	5.4	4.9	4.6	3.8	2.7	0.2	32			
4.3	4.7	3.9	4.5	4.7	4.4	4.1	4.0	4.7	5.8	5.3	5.2	5.9	4.6	4.3	3.5	4.2	2.5	33			
4.3	4.4	4.2	4.4	4.0	4.6	3.8	3.7	5.4	5.1	4.8	5.0	4.9	3.9	4.2	2.1	4.0	3.1	34			
4.0	4.5	4.0	4.0	3.7	4.9	3.7	3.7	5.5	5.2	5.7	5.9	4.9	4.2	3.6	1.0	3.8	3.8	35			
4.3	4.3	4.3	4.6	3.4	4.5	2.9	3.9	4.6	4.9	4.7	4.9	4.7	3.2	4.6	3.9	3.5	0.4	36			
4.7	4.2	4.2	4.0	4.3	3.9	3.5	3.9	5.2	5.4	6.0	4.9	4.8	4.3	4.0	3.5	3.7	2.6	37			
4.6	4.7	4.5	4.4	4.3	4.3	4.1	3.6	5.9	6.4	6.4	6.5	6.5	5.1	5.2	4.0	4.1	3.1	38			
2.5	2.9	2.5	1.8	5.5	21.8	1.3	4.5	5.5	5.4	6.0	9.4	6.6	6.4	1.5	2.2	1.6	3.8	39			
4.6	4.4	4.1	4.7	4.3	3.5	4.5	3.5	5.7	5.4	5.3	6.3	5.7	4.8	3.2	3.9	4.3	3.9	40			
4.2	4.0	3.9	3.7	2.7	3.7	3.7	12.8	6.5	6.8	6.2	6.5	5.3	4.5	4.7	5.4	5.1	4.5	41			
5.5	4.8	4.7	4.0	5.4	4.1	4.3	3.9	6.1	6.1	6.1	5.6	5.6	5.9	5.3	5.3	4.2	4.2	42			
3.4	3.5	3.7	15.1	4.1	4.1	3.5	2.2	5.1	4.5	0.6	4.2	6.4	6.1	2.8	4.2	1.0	1.1	43			
4.5	4.8	4.8	4.6	4.1	4.2	4.4	3.7	6.1	5.9	5.8	6.6	6.6	5.3	5.5	3.7	3.4	4.1	44			
5.2	3.2	4.4	4.1	4.3	3.9	4.6	4.5	6.5	7.2	8.0	5.2	6.5	3.6	5.1	2.9	4.5	4.2	45			
3.8	3.8	4.6	3.5	3.8	3.3	3.2	4.3	-----	5.2	2.8	5.4	4.3	5.3	3.5	4.4	2.6	4.4	46			
3.4	3.2	1.4	3.0	1.0	3.3	3.0	1.6	3.6	3.9	4.6	1.8	3.2	1.5	0.5	1.0	2.0	1.6	47			
3.5	3.8	6.2	1.5	4.4	3.5	3.1	4.1	5.2	5.1	5.3	4.2	5.6	3.4	3.9	4.5	3.9	6.3	48			
4.5	6.6	6.5	4.6	5.2	6.3	5.8	4.3	6.4	9.6	6.5	7.4	6.4	4.4	7.4	5.7	6.7	7.3	49			
5.0	5.0	10.0	10.0	10.0	30.8	10.0	10.0	11.7	10.1	13.5	14.9	18.1	15.7	11.0	11.1	12.6	14.9	50			
6.3	6.1	6.5	5.4	5.3	4.7	6.8	3.4	10.0	8.7	6.1	8.2	6.2	6.4	7.1	5.9	6.4	5.6	51			
5.9	5.8	4.3	3.1	3.5	3.5	2.8	3.9	7.1	6.6	9.2	8.7	1.5	6.0	1.8	3.9	3.6	3.8	52			
9.7	5.5	9.4	5.5	3.6	3.3	2.0	2.6	13.2	10.3	11.9	9.2	7.8	2.9	1.2	0.9	3.5	0.6	53			
5.9	5.8	5.8	3.1	5.7	5.9	3.0	2.6	7.8	7.4	7.9	6.8	7.3	6.4	6.3	-----	4.8	4.4	54			
3.2	3.0	3.0	5.1	5.0	5.0	5.0	5.0	4.5	5.7	11.2	6.3	5.9	6.4	6.9	5.5	7.3	3.6	55			
-----	-----	-----	-----	-----	-----	-----	-----	5.6	6.8	4.1	8.6	12.2	7.4	17.2	10.1	11.3	11.3	56			
16.5	16.3	-----	16.6	20.7	12.4	15.0	8.3	21.5	18.3	18.6	18.1	11.7	6.1	18.3	13.1	12.9	7.7	57			
10.2	3.0	10.0	9.4	3.4	4.6	4.4	4.2	11.6	0.9	8.4	7.1	13.1	4.5	7.3	4.0	10.8	4.8	58			
-----	-----	4.2	4.2	4.2	4.2	4.2	4.2	3.3	7.6	5.1	6.6	5.1	5.7	5.9	3.4	6.8	1.6	59			
3.9	3.8	3.9	3.6	3.5	3.6	3.2	3.0	4.8	4.9	4.7	4.6	3.6	3.2	3.1	2.5	2.8	2.3	60			

NOTE.—Figures printed in bold-face type in column for 1878 signify percentage of loss.

Table of the state of the lawful-money reserve of the national banks,

STATES AND

	Dates.	No. of banks.	Circulation and deposits.	Reserve required.	Reserve held.	
					Amount.	Ratio to liabilities.
						<i>Per cent.</i>
1	Oct. 3, 1872.....	1,689	\$509,415,295	\$76,435,968	\$97,765,876	19.2
2	Dec. 27, 1872.....	1,707	508,568,806	75,535,321	102,069,282	20.3
3	Feb. 28, 1873.....	1,717	521,394,885	78,209,233	108,246,881	20.6
4	Apr. 25, 1873.....	1,732	522,649,052	78,428,804	105,693,322	20.2
5	June 13, 1873.....	1,737	527,741,608	79,204,426	108,935,374	20.6
6	Sept. 12, 1873.....	1,747	536,925,203	80,593,659	110,456,096	20.6
7	Dec. 26, 1873.....	1,749	486,180,869	72,985,967	101,120,726	20.8
8	Feb. 27, 1874.....	1,748	510,946,655	76,700,872	115,577,200	22.6
9	May 1, 1874.....	1,751	521,953,283	78,351,858	112,637,640	21.6
10	June 26, 1874.....	1,755	522,874,575	43,173,243	111,464,693	38.8
11	Oct. 2, 1874.....	1,774	527,506,306	44,077,914	100,641,694	34.3
12	Dec. 31, 1874.....	1,797	535,679,077	45,487,042	103,592,165	34.2
13	Mar. 1, 1875.....	1,801	536,289,193	46,018,207	106,826,053	34.9
14	May 1, 1875.....	1,815	536,716,262	46,020,996	100,691,135	32.9
15	June 30, 1875.....	1,845	541,385,844	46,996,069	105,154,553	33.6
16	Oct. 1, 1875.....	1,851	537,418,449	46,304,791	100,128,907	32.5
17	Dec. 17, 1875.....	1,850	525,303,754	44,647,985	97,855,940	32.9
18	Mar. 10, 1876.....	1,853	527,361,413	45,535,811	108,547,092	35.8
19	May 12, 1876.....	1,853	521,137,335	44,990,757	104,514,789	34.9
20	June 30, 1876.....	1,855	517,605,821	44,996,205	103,832,286	34.7
21	Oct. 2, 1876.....	1,853	509,793,743	43,862,907	99,985,627	34.3
22	Dec. 22, 1876.....	1,848	506,146,248	43,416,361	101,429,533	35.1
23	Jan. 20, 1877.....	1,849	516,509,339	44,978,935	108,706,493	36.3
24	Apr. 14, 1877.....	1,839	511,110,102	44,203,308	103,945,584	35.3
25	June 22, 1877.....	1,844	505,411,087	43,814,051	101,962,783	35.0
26	Oct. 1, 1877.....	1,845	505,863,456	43,594,978	95,379,331	32.9
27	Dec. 28, 1877.....	1,834	508,016,893	43,616,668	101,866,983	35.1
28	Mar. 15, 1878.....	1,831	504,088,183	42,990,670	108,782,223	38.0
29	May 1, 1878.....	1,827	501,295,836	42,476,500	99,320,989	35.1
30	June 29, 1878.....	1,824	500,160,076	42,539,987	102,308,371	36.1
31	Oct. 1, 1878.....	1,822	507,520,794	43,437,474	106,045,159	36.7

NOTE.—Prior to June 20, 1874, the required reserve in States and Territories was 15 per

## RESERVE

	Dates.	No. of banks.	Circulation and deposits.	Reserve required.	Amount.	Ratio to liabilities.
						<i>Per cent.</i>
1	Oct. 3, 1872.....	230	\$443,845,782	\$110,961,445	\$112,152,056	25.3
2	Dec. 27, 1872.....	233	462,035,037	115,508,759	123,136,887	26.7
3	Feb. 28, 1873.....	230	478,040,388	119,510,097	122,710,780	25.3
4	Apr. 25, 1873.....	230	465,796,482	116,449,120	119,676,330	25.7
5	June 13, 1873.....	231	502,959,230	125,739,807	145,209,534	28.9
6	Sept. 12, 1873.....	229	475,521,916	118,880,480	118,679,153	25.0
7	Dec. 26, 1873.....	227	453,081,026	113,270,257	127,402,586	28.1
8	Feb. 27, 1874.....	227	518,570,014	129,642,504	158,940,175	30.6
9	May 1, 1874.....	227	523,075,980	130,768,995	155,563,677	29.5
10	June 26, 1874.....	228	528,619,121	106,380,827	150,275,638	37.4
11	Oct. 2, 1874.....	230	521,561,727	106,136,122	144,307,997	34.0
12	Dec. 31, 1874.....	230	509,411,623	103,317,529	132,348,803	32.0
13	Mar. 1, 1875.....	228	514,896,921	105,569,158	132,217,368	31.3
14	May 1, 1875.....	231	507,208,290	104,199,595	129,803,941	31.1
15	June 30, 1875.....	231	532,175,922	111,317,435	154,560,093	31.7
16	Oct. 1, 1875.....	236	512,848,868	106,542,005	134,976,509	34.7
17	Dec. 17, 1875.....	236	468,689,930	95,863,466	118,291,125	30.8
18	Mar. 10, 1876.....	238	499,853,392	104,535,425	142,753,190	34.1
19	May 12, 1876.....	236	472,260,505	98,776,747	126,179,248	31.9
20	June 30, 1876.....	236	490,357,058	103,860,841	142,906,797	34.4
21	Oct. 2, 1876.....	236	487,415,795	103,721,942	136,821,941	34.2
22	Dec. 22, 1876.....	234	470,362,089	99,237,733	122,279,996	30.8
23	Jan. 20, 1877.....	234	495,143,120	105,461,297	142,409,114	33.8
24	Apr. 14, 1877.....	234	478,473,129	100,522,583	127,205,252	30.0
25	June 22, 1877.....	234	552,836,716	119,511,586	138,499,197	31.6
26	Oct. 1, 1877.....	235	453,740,223	94,748,175	115,329,428	30.5
27	Dec. 28, 1877.....	233	452,799,159	93,174,248	119,041,848	31.9
28	Mar. 15, 1878.....	232	466,473,764	96,235,626	131,607,266	34.2
29	May 1, 1878.....	233	455,737,410	93,468,789	121,342,350	32.5
30	June 29, 1878.....	232	476,710,381	98,868,369	129,369,019	32.7
31	Oct. 1, 1878.....	231	471,702,867	97,257,896	121,993,977	31.3

NOTE.—Prior to June 20, 1874, the required reserve in reserve cities was 25 per

as shown by their reports from October 3, 1872, to October 1, 1878.

TERRITORIES.

Classification of reserve held.							
Specie.	Legal tenders.	U. S. certificates of deposit.	Clearing-house certificates.	Three per cent. certificates.	Due from reserve agents.	Redemption fund with Treasurer.	
\$1,950,142	\$42,717,294	\$220,000	.....	\$335,000	\$52,543,440	.....	1
1,978,383	43,228,892	350,000	.....	185,000	56,327,007	.....	2
1,779,651	41,605,799	1,485,000	.....	90,000	63,286,431	.....	3
1,567,149	43,202,852	1,895,000	.....	10,000	59,018,321	.....	4
1,715,293	42,800,960	2,125,000	.....	10,000	62,284,121	.....	5
2,071,686	42,279,728	2,250,000	.....	.....	63,854,682	.....	6
2,286,734	45,904,989	2,015,000	.....	.....	50,914,603	.....	7
2,475,202	44,017,327	2,270,000	.....	.....	66,814,671	.....	8
2,431,605	47,603,805	2,490,000	.....	.....	60,112,230	.....	9
2,256,951	44,633,155	2,585,000	.....	.....	61,978,337	\$11,250	10
2,375,290	32,885,197	775,000	.....	.....	52,714,793	11,891,414	11
1,992,383	34,952,061	820,000	.....	.....	53,935,013	11,892,708	12
1,652,694	33,493,083	845,000	.....	.....	59,021,623	11,813,653	13
1,511,483	34,414,616	790,000	.....	.....	52,061,059	11,913,977	14
1,600,028	34,610,241	890,000	.....	.....	58,439,613	11,614,671	15
1,555,034	32,783,502	900,000	.....	.....	53,322,152	11,568,219	16
1,452,639	32,073,246	805,000	.....	.....	52,073,208	11,451,847	17
1,800,017	32,141,468	1,180,000	.....	.....	62,102,613	11,322,994	18
1,912,171	33,630,711	1,285,000	.....	.....	56,654,668	11,032,239	19
2,469,391	31,920,120	1,280,000	.....	.....	57,268,334	10,894,441	20
2,763,198	29,723,138	1,280,000	.....	.....	56,362,468	10,856,823	21
3,427,133	30,714,772	1,280,000	.....	.....	55,244,747	10,762,881	22
3,941,358	32,707,525	1,245,000	.....	.....	60,110,762	10,701,848	23
4,166,989	31,948,207	1,180,000	.....	.....	55,904,422	10,745,584	24
4,208,317	30,879,163	1,250,000	.....	.....	55,012,171	10,613,132	25
4,155,631	30,316,538	1,315,000	.....	.....	48,885,195	10,706,697	26
4,486,185	32,730,224	1,225,000	.....	.....	52,587,886	10,837,688	27
6,305,680	31,528,169	1,115,000	.....	.....	58,950,369	10,883,005	28
7,007,260	32,024,586	1,035,000	.....	.....	48,325,035	10,929,108	29
7,049,274	29,390,198	1,040,000	.....	.....	54,033,882	10,795,017	30
7,988,990	30,064,665	995,000	.....	.....	56,023,564	10,972,940	31

centum of circulation and deposits; since that date, 15 per centum of deposits only.

CITIES.

\$8,279,613	\$59,356,810	\$6,490,000	\$8,632,000	\$1,220,000	\$28,173,633	.....	1
17,068,954	57,358,477	12,300,000	5,600,000	775,000	30,074,456	.....	2
15,998,022	54,816,110	16,975,000	2,115,000	320,000	32,486,648	.....	3
15,301,659	56,732,435	16,475,000	1,370,000	.....	29,797,236	.....	4
26,234,795	63,205,531	20,525,000	385,000	.....	34,856,208	.....	5
17,796,781	50,067,935	18,360,000	175,000	.....	32,279,437	.....	6
24,620,304	58,943,716	21,995,000	.....	.....	21,843,566	.....	7
30,890,661	58,620,696	34,965,000	.....	.....	34,463,818	.....	8
30,138,364	54,062,598	37,645,000	.....	.....	39,717,715	.....	9
20,069,256	58,423,307	45,195,000	.....	.....	35,508,075	\$80,000	10
18,865,654	47,082,943	42,055,000	.....	.....	31,142,306	5,162,694	11
20,444,377	47,458,251	38,850,000	.....	.....	26,553,818	5,042,356	12
15,014,411	44,952,897	36,555,000	.....	.....	30,967,551	4,927,509	13
9,108,878	49,462,643	37,825,000	.....	.....	28,559,818	4,347,602	14
17,359,554	54,756,683	46,420,000	.....	.....	31,291,415	4,732,441	15
6,495,294	43,583,429	47,910,000	.....	.....	32,322,812	4,664,974	16
15,618,267	38,563,571	30,200,000	.....	.....	29,389,472	4,519,815	17
27,277,329	44,603,718	29,605,000	.....	.....	36,965,578	4,301,565	18
19,802,423	46,171,398	26,095,000	.....	.....	30,114,214	3,996,213	19
22,749,078	58,852,046	26,875,000	.....	.....	30,719,768	3,910,905	20
18,598,456	54,488,445	27,890,000	.....	.....	31,981,995	3,863,045	21
29,572,511	35,466,510	24,815,000	.....	.....	28,544,429	3,881,546	22
45,767,909	38,908,797	24,225,000	.....	.....	28,587,547	3,919,861	23
22,903,049	40,330,831	30,920,000	.....	.....	29,038,266	4,013,076	24
17,127,679	47,072,388	43,180,000	.....	.....	27,119,929	3,999,201	25
18,503,189	36,544,635	32,095,000	.....	.....	24,398,938	3,787,666	26
28,421,566	37,767,429	25,290,000	.....	.....	23,377,201	4,190,652	27
48,416,378	32,422,675	19,490,000	.....	.....	27,066,622	4,211,591	28
39,016,496	35,163,963	19,960,000	.....	.....	23,006,184	4,195,707	29
22,202,196	42,209,900	35,865,000	.....	.....	24,841,174	4,250,740	30
22,699,616	34,306,906	31,695,000	.....	.....	29,050,854	4,232,601	31

centum of circulation and deposits; since that date, 25 per centum of deposits only.

*Lawful money reserve of the national banks, as shown by the reports*

STATES AND

States and Territories.	No. of banks.	Deposits.	Reserve required.
Maine.....	72	\$6,033,118	\$904,968
New Hampshire.....	46	3,338,031	500,705
Vermont.....	46	3,642,838	546,426
Massachusetts.....	182	26,596,515	3,989,477
Rhode Island.....	61	8,432,644	1,264,897
Connecticut.....	81	16,152,973	2,422,946
New York.....	225	47,218,546	7,082,782
New Jersey.....	69	18,051,484	2,707,723
Pennsylvania.....	180	30,718,323	4,607,748
Delaware.....	14	2,036,583	305,487
Maryland.....	18	2,563,660	384,549
District of Columbia.....	1	473,404	71,011
Virginia.....	19	5,664,179	849,627
West Virginia.....	15	1,233,718	185,058
North Carolina.....	15	2,614,634	392,195
South Carolina.....	12	2,047,279	307,092
Georgia.....	12	1,642,420	246,363
Florida.....	1	53,233	12,485
Alabama.....	10	1,090,893	163,634
Texas.....	11	1,782,530	267,379
Arkansas.....	2	378,428	56,764
Kentucky.....	39	3,889,220	583,383
Tennessee.....	25	5,954,242	893,136
Ohio.....	151	18,607,389	2,791,108
Indiana.....	95	13,288,645	1,993,297
Illinois.....	128	16,551,268	2,482,690
Michigan.....	75	7,123,880	1,068,582
Wisconsin.....	36	4,208,224	631,253
Iowa.....	77	7,857,238	1,178,586
Minnesota.....	31	6,890,530	1,033,579
Missouri.....	19	2,401,784	360,267
Kansas.....	12	1,971,367	295,705
Nebraska.....	10	3,332,824	499,924
Oregon.....	1	1,007,573	151,136
Colorado.....	12	3,031,045	454,657
New Mexico.....	2	449,750	67,462
Utah.....	1	328,791	49,319
Idaho.....	1	137,013	20,552
Montana.....	5	1,154,285	173,143
Wyoming.....	2	301,446	45,217
Dakota.....	2	242,551	36,383
Washington.....	1	81,789	12,268
California.....	7	*2,494,949	449,044
Totals.....	1,824	283,101,236	42,539,987

\* Includes \$748,015 of circulating notes, of  
NOTE.—Prior to June 20, 1874, the required reserve in States and Territories was 15

RESERVE

Boston.....	54	\$64,634,781	\$16,158,695
Albany.....	7	7,569,474	1,892,368
Philadelphia.....	31	43,207,060	10,801,765
Pittsburgh.....	22	11,313,055	2,828,264
Baltimore.....	14	13,438,505	3,359,626
Washington.....	6	1,732,916	433,229
New Orleans.....	7	6,298,444	1,573,361
Louisville.....	8	3,271,338	817,835
Cincinnati.....	6	7,341,534	1,835,389
Cleveland.....	6	4,023,449	1,005,862
Chicago.....	10	21,529,577	5,382,394
Detroit.....	4	3,982,580	995,645
Milwaukee.....	3	2,597,828	649,457
Saint Louis.....	5	6,150,542	1,537,636
New York.....	47	196,562,991	49,140,748
San Francisco.....	2	*1,824,383	456,095
Totals.....	183	197,086,103	49,271,526

\* Includes \$667,400 of circulating notes, of  
NOTE.—Prior to June 20, 1874, the required reserve in reserve cities was 25 per



of their condition at the close of business on June 29, 1878.

TERRITORIES.

Reserve held.	Ratio of reserve.	Classification of reserve held.				
		Specie.	Legal tenders.	United States certificates of deposit.	Due from reserve agents.	Redemption fund with Treasurer.
	<i>Per cent.</i>					
\$2,795,580	46.3	\$120,487	\$428,745	\$5,000	\$1,822,615	\$418,733
1,582,632	47.4	65,758	134,850	-----	1,128,049	253,975
1,674,285	46.0	58,793	315,063	-----	947,051	353,378
11,236,567	42.2	655,282	1,444,827	290,000	7,052,454	1,794,004
3,556,375	42.2	170,430	409,371	-----	2,370,896	605,678
7,483,047	46.3	416,575	1,185,057	30,000	4,971,195	870,220
14,085,538	29.8	731,585	3,379,842	380,000	8,297,756	1,296,355
8,072,888	44.7	441,214	1,647,739	110,000	5,298,710	575,225
9,579,182	81.2	701,638	3,490,604	105,000	4,144,244	1,137,696
632,461	31.1	41,429	148,354	40,000	331,884	70,794
751,125	29.3	62,628	271,355	10,000	316,170	90,972
265,708	56.1	9,330	79,500	30,000	135,628	11,250
1,609,760	28.4	51,359	500,956	-----	953,032	104,413
470,087	38.1	32,901	191,196	-----	179,832	66,158
582,837	22.3	62,224	311,993	-----	140,166	68,454
636,995	31.1	70,021	163,790	-----	341,911	61,273
674,384	41.1	87,364	351,063	-----	142,583	93,374
20,652	24.8	672	10,000	-----	7,730	2,250
439,547	40.3	61,691	169,024	-----	147,587	61,245
619,898	34.8	132,245	407,043	-----	51,410	29,200
80,761	21.3	5,985	35,350	-----	30,951	8,475
1,546,618	39.8	61,090	565,789	5,000	647,316	267,423
2,334,698	39.2	145,523	1,058,629	-----	1,010,894	119,562
6,176,686	33.2	391,162	2,638,357	-----	2,432,927	714,240
5,254,551	39.5	352,620	2,228,453	15,000	2,116,913	541,565
6,602,075	39.9	409,304	2,418,475	20,000	3,388,580	365,716
2,346,462	32.9	246,597	889,916	-----	1,001,334	208,615
1,267,129	30.1	131,607	491,438	-----	557,981	86,103
3,039,858	38.7	251,096	1,325,447	-----	1,268,746	195,069
1,772,924	25.7	72,088	858,752	-----	727,139	114,945
873,053	36.4	47,342	303,481	-----	462,330	59,900
627,533	31.8	46,455	254,323	-----	296,806	29,949
1,193,810	35.8	125,922	387,254	-----	646,413	34,221
226,052	22.4	71,778	57,520	-----	85,504	11,250
742,989	24.4	44,424	375,133	-----	291,495	31,937
104,036	23.1	14,249	44,442	-----	31,845	13,500
171,073	52.0	27,943	137,918	-----	2,982	2,250
28,888	21.1	9,050	15,338	-----	-----	4,500
214,018	18.5	21,937	139,500	-----	39,981	12,600
102,318	33.9	18,254	67,456	-----	13,908	2,700
62,746	25.9	4,960	19,335	-----	34,851	3,660
71,218	87.1	40,392	27,520	-----	1,056	2,250
101,608,954	86.2	6,513,404	29,390,198	1,040,000	53,870,335	10,795,017
699,417	28.0	535,870	-----	-----	163,547	-----
102,308,371	86.1	7,049,274	29,390,198	1,040,000	54,033,882	10,795,017

which the reserve required is 25 per cent. per centum of circulation and deposits; since that date, 15 per centum of deposits only. CITIES.

\$18,755,947	29.0	\$2,814,103	\$3,730,582	\$2,830,000	\$8,048,855	\$1,332,407
2,906,649	38.4	166,556	434,015	470,000	1,763,909	72,169
16,244,976	37.6	2,018,094	4,863,700	4,800,000	3,966,378	596,804
3,544,865	31.3	244,875	1,704,234	-----	1,315,426	280,330
4,957,203	36.9	318,393	1,038,042	1,515,000	1,805,676	280,092
619,618	35.8	52,462	215,552	35,000	277,904	38,700
3,103,289	49.3	230,087	1,993,097	-----	803,605	76,500
932,587	28.5	62,235	388,200	-----	363,141	119,011
2,593,455	35.3	63,370	669,158	420,000	1,274,427	166,500
1,689,368	42.0	109,193	820,000	5,000	661,796	93,379
8,616,748	40.0	1,292,631	2,949,500	1,560,000	2,771,867	42,750
1,723,132	43.3	128,869	681,326	-----	853,537	59,400
949,173	36.5	78,125	420,087	-----	438,436	12,525
1,903,847	31.0	86,067	934,000	400,000	465,330	18,450
68,540,857	34.8	7,665,060	20,841,493	12,035,000	24,810,287	3,189,017
60,120,344	30.6	13,860,205	21,368,416	23,830,000	-----	1,061,723
707,818	38.8	676,931	-----	-----	30,887	-----

which the reserve required is 25 per centum. centum of circulation and deposits; since that date, 25 per centum of deposits only.

Table of the liabilities of the national banks, and of the reserve required and held, at three dates in each year, from 1874 to 1878.

STATES AND TERRITORIES, EXCLUSIVE OF RESERVE CITIES.

Dates.	Number of banks.	Net deposits.	Reserve req'd.	Reserve held.		Classification of reserve.			
				Amount	Ratio to deposits	Specie.	Other lawful money.	Due from agents.	Redemption fund.
October 2, 1874	1,774	293.4	44.1	100.6	34.3	2.4	33.6	52.7	11.9
May 1, 1875	1,815	306.2	46.0	100.7	32.9	1.5	35.2	52.1	11.9
June 30, 1875	1,845	312.6	47.0	105.1	33.6	1.6	33.5	58.4	11.6
October 1, 1875	1,851	307.9	46.3	100.1	32.5	1.6	33.7	53.3	11.5
May 12, 1876	1,853	299.4	45.0	104.5	34.9	1.9	34.9	56.7	11.0
June 30, 1876	1,855	299.5	45.0	103.8	34.7	2.5	33.2	57.2	10.9
October 2, 1876	1,853	291.7	43.8	99.9	34.3	2.7	31.0	55.4	10.8
April 14, 1877	1,839	294.2	44.2	103.9	35.3	4.2	33.1	55.9	10.7
June 22, 1877	1,844	291.6	43.8	101.9	35.0	4.2	32.1	55.0	10.6
October 1, 1877	1,845	290.1	43.6	95.4	32.9	4.2	31.6	48.9	10.7
May 1, 1878	1,827	282.7	42.5	99.3	35.1	7.0	33.1	48.3	10.9
June 29, 1878	1,824	283.1	42.5	102.3	36.1	7.1	30.4	54.0	10.8
October 1, 1878	1,822	289.1	43.4	106.1	36.7	8.0	31.1	56.0	11.0

NEW YORK CITY.

		Millions	Millions	Millions	Per cent	Millions	Millions	Millions	Millions
October 2, 1874	48	204.6	51.2	68.3	33.4	14.4	52.4	.....	1.5
May 1, 1875	48	197.5	49.4	57.8	29.2	6.7	49.9	.....	1.2
June 30, 1875	48	218.4	54.6	76.6	35.1	13.7	61.8	.....	1.1
October 1, 1875	48	202.3	50.6	60.5	29.9	5.0	54.4	.....	1.1
May 12, 1876	47	180.5	45.1	53.4	29.6	16.0	36.5	.....	0.9
June 30, 1876	47	195.8	49.0	65.1	33.2	18.1	46.2	.....	0.8
October 2, 1876	47	197.9	49.5	60.7	30.7	14.6	45.3	.....	0.8
April 14, 1877	47	191.9	48.0	54.9	28.6	15.8	38.2	.....	0.9
June 22, 1877	47	243.7	60.9	61.3	25.1	11.7	48.7	.....	0.9
October 1, 1877	47	174.9	43.7	48.1	27.5	13.0	34.3	.....	0.8
May 1, 1878	47	182.0	45.5	58.9	31.3	28.1	27.7	.....	1.1
June 29, 1878	47	196.6	49.1	60.1	30.6	13.9	45.1	.....	1.1
October 1, 1878	47	189.8	47.4	50.9	26.8	13.3	36.5	.....	1.1

OTHER RESERVE CITIES.

		Millions	Millions	Millions	Per cent	Millions	Millions	Millions	Millions
October 2, 1874	182	221.4	55.3	76.0	34.3	4.5	36.7	31.1	3.7
May 1, 1875	183	219.3	54.8	72.1	32.9	2.4	37.4	28.6	3.6
June 30, 1875	183	226.9	56.7	77.9	34.4	3.7	39.3	31.3	3.6
October 1, 1875	188	223.9	56.0	74.5	33.3	1.5	37.1	32.3	3.6
May 12, 1876	189	214.6	53.6	72.8	33.9	3.8	35.7	30.1	3.2
June 30, 1876	189	219.6	54.9	77.8	35.4	4.7	39.4	30.7	3.0
October 2, 1876	189	217.0	54.2	76.1	35.1	4.0	37.1	32.0	3.0
April 14, 1877	187	210.2	52.5	72.3	34.4	7.1	33.1	29.1	3.0
June 22, 1877	187	234.3	58.6	77.2	32.9	5.4	41.6	27.1	3.1
October 1, 1877	188	204.1	51.0	67.3	33.0	5.6	34.3	24.4	3.0
May 1, 1878	185	191.9	48.0	64.4	33.6	10.9	27.4	23.0	3.1
June 29, 1878	185	198.9	49.7	69.2	34.8	8.3	32.9	24.8	3.2
October 1, 1878	184	199.9	50.0	71.1	35.6	9.4	29.4	29.1	3.2

SUMMARY.

		Millions	Millions	Millions	Per cent	Millions	Millions	Millions	Millions
October 2, 1874	2,004	719.4	150.6	244.9	34.0	21.3	122.7	83.8	17.1
May 1, 1875	2,046	723.0	150.2	230.6	31.9	10.6	122.5	80.7	16.7
June 30, 1875	2,076	757.9	158.3	259.6	34.3	19.0	134.6	89.7	16.3
October 1, 1875	2,087	734.1	152.2	235.1	32.0	8.1	125.2	85.6	16.2
May 12, 1876	2,089	694.5	143.7	230.7	33.2	21.7	107.1	86.8	15.1
June 30, 1876	2,091	714.9	148.9	246.7	34.5	25.3	118.8	87.9	14.7
October 2, 1876	2,089	706.6	147.5	236.7	33.5	21.3	113.4	87.4	14.6
April 14, 1877	2,073	696.3	144.7	231.1	33.2	27.1	104.4	85.0	14.6
June 22, 1877	2,078	770.6	163.3	240.4	31.2	21.3	122.4	82.1	14.6
October 1, 1877	2,080	669.1	138.3	210.8	31.5	22.8	100.2	73.3	14.5
May 1, 1878	2,059	656.6	136.0	220.6	33.6	46.0	88.2	71.3	15.1
June 29, 1878	2,056	678.6	141.3	231.6	34.1	29.3	108.4	78.8	15.1
October 1, 1878	2,053	678.8	140.8	228.1	33.6	30.7	97.0	85.1	15.3

Average weekly deposits, circulation, and reserve of the national banks in New York City, as reported to the New York clearing-house, for the months of September and October in each year from 1871 to 1878.

Weekending—	Liabilities.			Reserve.			Ratio to liabilities.
	Circulation.	Net deposits.	Total.	Specie.	Legal-tenders.	Total.	
	<i>Dollars.</i>	<i>Dollars.</i>	<i>Dollars.</i>	<i>Dollars.</i>	<i>Dollars.</i>	<i>Dollars.</i>	<i>Percent.</i>
Sept. 2. 1871..	29,835,300	212,534,300	242,369,600	10,196,600	60,957,800	71,154,400	29.36
Sept. 9. 1871..	30,087,200	213,442,100	243,529,300	9,193,400	60,106,800	69,300,200	28.21
Sept. 16. 1871..	30,071,600	211,537,700	241,609,300	9,050,100	56,847,200	65,897,300	27.27
Sept. 23. 1871..	29,944,100	203,048,400	232,992,500	8,291,700	53,275,600	61,567,300	26.42
Sept. 30. 1871..	29,992,800	193,691,500	223,684,300	11,554,000	49,933,900	61,487,900	27.49
Oct. 7. 1871..	30,199,100	189,277,300	219,476,400	9,153,400	49,589,300	58,742,700	26.76
Oct. 14. 1871..	30,273,000	183,192,100	213,465,100	8,025,300	45,835,200	53,860,500	25.23
Oct. 21. 1871..	30,233,400	172,343,800	202,577,200	8,647,600	44,079,000	52,726,600	26.03
Oct. 28. 1871..	30,431,800	171,737,300	202,169,100	9,249,700	43,694,700	52,944,400	26.19
Sept. 7. 1872..	27,487,200	183,510,100	210,997,300	11,619,600	43,868,500	55,486,100	26.30
Sept. 14. 1872..	27,580,600	179,765,800	207,346,400	11,130,700	42,993,300	54,124,000	26.10
Sept. 21. 1872..	27,622,300	171,742,500	199,364,800	16,851,600	39,419,300	56,270,900	28.22
Sept. 28. 1872..	27,689,400	165,721,900	193,411,300	10,045,900	39,651,700	49,697,600	25.18
Oct. 5. 1872..	27,551,100	158,840,300	186,399,400	8,463,700	37,998,500	46,468,200	24.93
Oct. 12. 1872..	27,692,900	161,816,200	189,509,100	10,070,200	40,675,100	50,745,300	26.77
Oct. 19. 1872..	27,661,300	171,115,000	198,776,300	10,657,400	46,260,100	56,917,500	28.63
Oct. 26. 1872..	27,641,000	174,086,400	201,727,400	9,234,300	46,885,000	56,119,300	27.82
Sept. 6. 1873..	27,323,300	182,775,700	210,099,000	19,935,900	33,993,600	53,929,500	25.66
Sept. 13. 1873..	26,351,200	177,850,500	204,201,700	17,655,500	32,500,800	50,156,300	24.56
Sept. 20. 1873..	27,382,000	168,877,100	196,259,100	16,135,200	30,083,800	46,219,000	23.55
Sept. 27. 1873..	27,295,400	150,171,300	177,366,700	11,448,100	17,833,300	29,331,400	16.54
Oct. 4. 1873..	27,393,700	131,855,500	159,249,200	9,240,300	9,251,900	18,492,200	11.61
Oct. 11. 1873..	27,419,400	131,958,900	159,378,300	10,506,900	8,049,300	18,556,200	11.64
Oct. 18. 1873..	27,421,200	129,575,800	156,997,000	11,650,100	5,179,800	16,829,900	10.72
Oct. 25. 1873..	27,390,100	125,671,300	153,061,400	11,433,500	7,187,300	18,620,800	12.16
Sept. 5. 1874..	25,630,500	202,918,100	228,548,600	16,807,500	54,878,100	71,785,600	31.41
Sept. 12. 1874..	27,701,700	205,166,500	232,868,200	17,589,200	54,715,700	72,304,900	31.05
Sept. 19. 1874..	25,595,700	204,285,600	229,881,300	17,453,200	55,017,300	72,470,500	31.52
Sept. 26. 1874..	25,593,900	187,139,700	212,733,600	16,799,500	53,977,900	70,777,400	33.27
Oct. 3. 1874..	25,387,700	202,605,300	227,993,000	15,373,400	53,297,600	68,671,000	30.01
Oct. 10. 1874..	25,083,900	200,054,500	225,138,400	14,517,700	52,152,000	66,669,700	29.61
Oct. 17. 1874..	25,028,600	197,261,900	222,290,500	12,691,400	51,855,100	64,546,500	29.04
Oct. 24. 1874..	24,981,600	193,514,600	218,496,200	11,457,900	49,893,900	61,351,800	28.82
Oct. 31. 1874..	25,025,100	193,611,700	218,636,800	10,324,900	50,773,000	61,097,900	27.94
Sept. 4. 1875..	18,093,700	210,397,200	228,490,900	9,155,700	58,810,600	67,966,300	29.75
Sept. 11. 1875..	17,725,000	209,802,100	227,527,100	8,494,500	57,828,300	66,322,800	29.15
Sept. 18. 1875..	17,223,200	206,916,800	224,640,000	6,538,200	57,856,600	64,394,800	28.67
Sept. 25. 1875..	17,902,600	205,483,200	223,385,800	6,432,400	56,348,400	62,780,800	28.10
Oct. 2. 1875..	17,894,100	201,409,700	219,303,800	5,438,900	56,181,500	61,620,400	28.10
Oct. 9. 1875..	17,820,700	197,555,800	215,376,500	5,716,200	51,342,300	57,058,500	26.49
Oct. 16. 1875..	17,781,200	195,192,400	212,973,600	5,528,500	48,582,700	54,111,200	25.41
Oct. 23. 1875..	17,844,600	191,468,500	209,313,100	5,735,000	47,300,900	53,035,900	25.34
Oct. 30. 1875..	17,900,100	189,068,800	206,968,900	8,975,600	45,762,800	54,738,400	26.45
Sept. 2. 1876..	14,577,300	197,992,400	212,569,700	19,617,600	48,238,000	67,855,600	31.92
Sept. 9. 1876..	14,339,700	200,754,700	215,094,400	20,202,700	48,699,700	68,902,400	32.03
Sept. 16. 1876..	14,403,500	202,734,500	217,138,000	20,068,900	49,338,200	69,407,100	31.96
Sept. 23. 1876..	14,400,800	200,794,800	215,195,600	16,907,800	48,625,500	65,533,300	30.45
Sept. 30. 1876..	14,615,700	196,591,400	211,206,100	14,751,200	47,538,900	62,290,100	29.49
Oct. 7. 1876..	11,897,000	195,145,700	207,042,700	17,682,600	45,535,600	63,218,200	30.53
Oct. 14. 1876..	14,693,300	190,699,600	205,392,900	16,233,600	43,004,600	59,238,200	28.84
Oct. 21. 1876..	14,809,200	190,019,000	204,829,100	15,577,500	41,421,700	56,999,200	27.83
Oct. 28. 1876..	15,059,600	183,810,200	198,869,800	14,011,600	41,645,600	55,657,200	27.99
Sept. 1. 1877..	15,357,900	181,741,500	197,099,400	13,993,800	41,460,400	55,454,200	28.14
Sept. 8. 1877..	15,543,000	182,949,400	198,492,400	17,811,000	39,019,800	56,830,800	28.63
Sept. 15. 1877..	15,551,700	181,584,100	197,135,800	17,451,000	38,429,900	55,880,900	28.35
Sept. 22. 1877..	15,670,700	180,633,700	196,204,400	16,945,100	37,113,200	54,058,300	27.55
Sept. 29. 1877..	15,699,000	175,036,800	190,735,800	14,682,100	36,978,900	51,661,000	27.09
Oct. 6. 1877..	15,964,900	172,106,000	188,070,900	14,665,600	36,168,300	50,833,900	27.03
Oct. 13. 1877..	16,055,600	171,058,500	187,114,100	14,726,500	35,178,900	49,905,400	26.67
Oct. 20. 1877..	16,205,000	169,670,500	185,875,500	14,087,400	35,101,700	49,189,100	26.46
Oct. 27. 1877..	16,600,700	168,373,800	184,974,500	15,209,000	34,367,800	49,576,800	26.80
Sept. 7. 1878..	19,037,000	191,650,200	210,687,200	14,583,200	43,260,300	57,843,500	27.45
Sept. 14. 1878..	19,453,000	191,090,500	210,543,500	15,929,300	41,673,400	57,602,700	27.36
Sept. 21. 1878..	19,591,000	190,268,100	209,859,100	15,590,400	41,894,700	57,485,100	27.40
Sept. 28. 1878..	19,592,500	189,832,700	209,425,200	15,373,300	39,762,000	55,135,300	26.33
Oct. 5. 1878..	19,552,200	187,568,400	207,120,600	14,995,800	38,304,900	53,300,700	25.73
Oct. 12. 1878..	19,567,800	184,825,400	204,393,200	12,194,600	37,685,100	49,869,700	24.40
Oct. 19. 1878..	19,575,900	183,627,600	203,203,500	13,531,400	36,576,000	50,107,400	24.66
Oct. 26. 1878..	19,864,400	186,082,100	205,946,500	17,384,200	35,690,500	53,074,700	25.77

## Aggregate resources and liabilities of State banks from 1874 to 1878.

RESOURCES.	1873-'74.	1874-'75.	1875-'76.	1876-'77.	1877-'78.
	— banks.	551 banks.	633 banks.	502 banks.	475 banks.
Loans and discounts .....	\$154,377,672	\$176,308,949	\$178,983,496	\$266,585,314	\$169,391,427
Overdrafts .....	212,772	377,297	348,604	516,565	319,959
United States bonds .....	1,961,447	344,984	869,144	929,260	2,150,880
Other stocks, bonds, &c .....	16,437,815	23,667,950	19,364,450	23,209,670	19,398,287
Due from banks .....	19,050,046	19,851,146	23,096,812	25,201,782	25,107,149
Real estate .....	5,372,186	9,005,657	8,561,224	12,609,160	11,092,118
Other investments .....	1,164,999	4,909,190	6,863,083	6,442,710	10,694,390
Expenses .....	1,284,344	1,353,066	1,559,404	1,211,416	914,726
Cash items .....	10,434,018	8,624,086	9,059,547	9,816,456	7,320,845
Specie .....	1,980,083	1,156,456	1,926,100	2,319,659	3,041,676
Legal-tenders, bank-notes, &c .....	25,126,706	26,740,215	27,623,988	34,415,712	28,480,374
Totals .....	237,402,088	272,338,996	278,255,852	383,257,704	277,911,831
LIABILITIES.					
Capital stock .....	59,305,532	69,084,980	80,425,634	110,949,515	95,193,292
Circulation .....	153,432	177,653	388,397	387,661	388,298
Surplus fund .....	2,942,707	6,797,167	7,027,817	5,665,854	7,983,996
Undivided profits .....	12,363,205	9,002,133	10,457,346	18,283,567	11,693,064
Dividends unpaid .....	337,290	83,722	393,419	335,904	324,176
Deposits .....	137,594,961	165,871,439	157,928,658	226,654,538	142,764,491
Due to banks .....	14,241,604	10,530,844	13,307,398	9,412,876	10,348,911
Other liabilities .....	10,463,357	10,791,058	8,327,183	11,567,789	9,215,603
Totals .....	237,402,088	272,338,996	278,255,852	383,257,704	277,911,831

## Resources and liabilities of trust and loan companies at the dates named.

RESOURCES.	Massachu- setts, Nov., 1877.	Rhode Isl- and, Nov. 30, 1877.	Connecti- cut, Oct. 1, 1877.	New York, Dec., 1877.	New Jer- sey, Jan. 1, 1878.	Pennsylv- ania, Oct., 1878.
	6 banks.	1 bank.	11 banks.	10 banks.	1 bank.	6 banks.
Loans and discounts .....	\$6,400,604	\$3,183,403	\$3,614,312	\$32,233,892	\$453,870	\$13,417,246
Overdrafts .....	.....	.....	11,565	.....	.....	.....
United States bonds .....	1,427,809	.....	.....	15,002,671	3,745	3,011,235
Other stocks, bonds, &c .....	581,145	2,891,226	708,580	6,201,624	42,440	6,871,222
Due from banks .....	1,324,765	.....	466,721	2,343,652	26,678	1,375,038
Real estate .....	.....	.....	498,364	1,483,171	20,700	1,698,140
Other investments .....	222,200	226,215	5,242	*1,524,521	9,937	424,404
Expenses .....	33,294	.....	166,271	.....	.....	75,346
Cash items .....	.....	.....	40,304	.....	.....	2,911
Specie .....	.....	.....	.....	.....	.....	369,831
Legal-tenders, bank-notes, &c .....	297,406	210,251	75,138	116,591	19,936	1,729,987
Totals .....	10,287,223	6,511,095	5,586,497	58,906,122	577,306	28,975,360
LIABILITIES.						
Capital stock .....	2,250,000	500,000	2,562,361	9,999,250	100,000	6,675,000
Circulation .....	.....	.....	.....	.....	.....	.....
Surplus fund .....	206,439	125,000	545,295	5,427,814	28,259	1,592,496
Undivided profits .....	45,813	114,593	.....	.....	.....	531,245
Dividends unpaid .....	4,017	.....	2,637	.....	64	4,543
Deposits .....	7,510,567	3,266,630	2,184,778	40,909,699	448,983	18,815,921
Due to banks .....	.....	.....	291,426	230,000	.....	.....
Other liabilities .....	270,387	2,504,872	.....	2,339,359	.....	1,356,155
Totals .....	10,287,223	6,511,095	5,586,497	58,906,122	577,306	28,975,360

\*Includes \$799,979 excess of liabilities over assets.

Aggregate resources and liabilities of trust and loan companies, 1875, 1876, 1877, and 1878.

RESOURCES.	1874-'75.	1875-'76.	1876-'77.	1877-'78.
	35 banks.	38 banks.	39 banks.	35 banks.
Loans and discounts.....	\$65,900,174	\$76,608,647	\$67,946,390	\$59,303,327
Overdrafts.....	16,883	24,886	13,948	11,565
United States bonds.....	2,086,842	16,491,646	19,805,685	19,445,460
Other stocks, bonds, &c.....	37,323,062	18,847,238	17,960,260	17,296,237
Due from banks.....	1,837,605	5,672,637	8,028,415	5,536,854
Real estate.....	3,733,357	4,733,647	3,544,221	3,700,375
Other investments.....	2,880,342	2,090,265	3,410,232	2,412,519
Expenses.....	92,894	178,231	105,157	274,911
Cash items.....	5,186,004	54,833	59,393	43,215
Specie.....		234,321	22,952	369,831
Legal-tenders, bank-notes, &c.....	3,833,012	2,709,828	2,715,846	2,449,309
Totals.....	122,890,175	127,646,179	123,612,499	110,843,603
LIABILITIES.				
Capital stock.....	21,854,020	21,535,490	22,347,440	22,086,611
Circulation.....				
Surplus fund.....	6,967,693	8,288,825	7,164,673	7,925,303
Undivided profits.....	582,867	534,375	1,239,539	691,651
Dividends unpaid.....	18,921	254,522	387,764	11,261
Deposits.....	85,025,371	87,817,992	84,215,849	73,136,578
Due to banks.....	121,441	151,766	333,189	521,426
Other liabilities.....	8,319,862	9,063,209	7,924,045	6,470,773
Totals.....	122,890,175	127,646,179	123,612,499	110,843,603

## Aggregate resources and liabilities of savings-banks from 1874 to 1878.

RESOURCES.	1873-'74.	1874-'75.	1875-'76.	1876-'77.	1877-'78.
	— banks.	674 banks.	686 banks.	675 banks.	663 banks.
Loans on real estate .....	\$315, 288, 088	\$351, 336, 551	\$373, 501, 243	\$389, 770, 878	\$408, 921, 601
Loans on other securities .....	168, 308, 332	181, 143, 206	164, 024, 477	114, 474, 163	88, 192, 337
United States bonds .....	66, 414, 629	83, 206, 272	108, 162, 624	115, 389, 880	129, 362, 890
State and other stocks and bonds .....	148, 456, 231	161, 334, 436	169, 801, 399	184, 116, 602	170, 155, 076
Railroad bonds and stocks .....	17, 981, 807	20, 690, 901	23, 992, 313	24, 586, 503	21, 752, 650
Bank stock .....	29, 545, 071	30, 508, 752	33, 267, 494	34, 571, 531	34, 703, 256
Real estate .....	11, 378, 364	14, 136, 748	15, 540, 384	21, 037, 426	29, 952, 494
Other investments .....	8, 780, 263	11, 354, 781	20, 730, 050	18, 135, 673	18, 169, 863
Expenses .....	931, 959	1, 248, 688	866, 013	1, 029, 238	216, 690
Due from banks .....	18, 431, 846	23, 378, 937	23, 011, 142	23, 522, 572	22, 551, 208
Cash .....	15, 715, 134	17, 858, 182	18, 456, 405	16, 100, 096	17, 469, 085
Totals .....	801, 231, 724	896, 197, 454	951, 353, 544	922, 794, 562	941, 447, 150
LIABILITIES.					
Deposits .....	759, 946, 632	849, 581, 633	891, 459, 890	866, 498, 452	879, 897, 425
Surplus fund .....	12, 590, 196	16, 499, 565	51, 321, 033	43, 835, 885	43, 892, 503
Undivided profits .....	26, 623, 850	29, 072, 493	5, 497, 503	9, 200, 778	6, 994, 177
Other liabilities .....	2, 071, 046	1, 043, 763	3, 075, 118	3, 259, 447	10, 693, 045
Totals .....	801, 231, 724	896, 197, 454	951, 353, 544	922, 794, 562	941, 447, 150

Table, by States, of the aggregate deposits of savings-banks, with the number of their depositors and the average amount due to each, in 1877 and 1878.

States.	1876-'77.			1877-'78.		
	Number of depositors.	Amount of deposits.	Average to each depositor.	Number of depositors.	Amount of deposits.	Average to each depositor.
Maine .....	90, 621	\$26, 662, 150	\$294 21	88, 661	\$25, 708, 472	\$303 00
New Hampshire .....	98, 683	30, 963, 047	313 76	94, 967	28, 789, 549	303 19
Vermont .....	25, 671	6, 815, 829	265 50	27, 690	6, 722, 691	242 78
Massachusetts .....	739, 289	243, 340, 643	329 15	739, 757	244, 596, 614	330 64
Rhode Island .....	99, 865	50, 542, 272	506 10	89, 475	48, 103, 119	537 61
Connecticut .....	203, 514	78, 524, 172	385 84	204, 575	77, 214, 372	377 43
New York .....	861, 603	319, 716, 864	371 07	844, 550	312, 823, 058	370 40
New Jersey .....	*84, 026	29, 318, 543	348 92	63, 447	16, 353, 275	257 74
Pennsylvania .....	*67, 660	17, 577, 468	259 79	*68, 000	17, 923, 825	263 59
Maryland .....	*50, 197	19, 543, 967	389 34	*50, 450	19, 739, 206	391 26
District of Columbia .....	.....	.....	.....	3, 928	382, 905	97 48
Louisiana .....	.....	.....	.....	5, 978	1, 932, 330	323 24
Ohio .....	26, 037	10, 041, 726	385 67	*22, 340	8, 623, 245	386 00
Indiana .....	*5, 548	1, 986, 025	358 00	.....	.....	.....
California .....	*42, 600	31, 185, 600	732 05	*96, 967	70, 984, 764	732 05
Totals .....	2, 395, 314	866, 218, 306	361 63	2, 400, 785	879, 897, 425	366 50

\* Estimated.

---

AGGREGATE RESOURCES AND LIABILITIES  
OF  
THE NATIONAL BANKS  
FROM  
OCTOBER, 1863, TO OCTOBER, 1878.

---

## Aggregate resources and liabilities of the National

1863.

Resources.	JANUARY.	APRIL.	JULY.	OCTOBER 5.
Loans and discounts.....				\$5,466,088 33
U. S. bonds and securities.....				5,662,600 00
Other items.....				106,009 12
Due from nat'l and other b'ks.....				2,625,597 05
Real estate, furniture, &c.....				177,565 69
Current expenses.....				53,808 92
Premiums paid.....				2,503 69
Checks and other cash items.....				492,138 58
Bills of nat'l and other banks.....				764,725 00
Specie and other lawful mon'y.....				1,446,607 62
Total.....				16,797,644 00

1864.

	JANUARY 4.	APRIL 4.	JULY 4.	OCTOBER 3.
		139 banks.	307 banks.	467 banks.
Loans and discounts.....	\$10,666,095 60	\$31,593,943 43	\$70,746,513 33	\$93,238,657 92
U. S. bonds and securities.....	15,112,250 00	41,175,150 00	92,530,500 00	108,064,400 00
Other items.....	74,571 48	432,059 95	842,017 73	1,434,739 76
Due from national banks.....		4,699,479 56	15,935,730 13	19,965,720 47
Due from other b'ks and b'k'rs.....	*4,786,124 58	8,537,908 94	17,337,558 66	14,051,396 31
Real estate, furniture, &c.....	381,144 00	755,696 41	1,694,049 46	2,202,318 20
Current expenses.....	118,854 43	352,720 77	502,341 31	1,021,569 02
Checks and other cash items.....	577,507 92	2,651,916 96	5,057,122 90	7,640,169 14
Bills of nat'l and other banks.....	895,521 00	1,660,000 00	5,344,172 00	4,687,727 00
Specie and other lawful mon'y.....	5,018,622 57	22,961,411 64	42,283,798 23	44,801,497 48
Total.....	37,630,691 58	114,820,287 66	252,273,803 75	297,108,195 30

1865.

	JANUARY 2.	APRIL 3.	JULY 3.	OCTOBER 2.
		638 banks.	907 banks.	1,294 banks.
Loans and discounts.....	\$166,448,718 00	\$252,404,208 07	\$362,442,743 08	\$487,170,136 29
U. S. bonds and securities.....	176,578,750 00	277,619,900 00	391,744,850 00	427,731,300 00
Other items.....	3,294,883 27	4,275,769 51	12,569,120 38	19,048,513 15
Due from national banks.....	30,820,175 44	40,963,243 47	76,977,539 59	89,978,960 55
Due from other b'ks and b'k'rs.....	19,836,072 83	22,554,636 57	26,078,028 01	17,593,232 25
Real estate, furniture, &c.....	4,063,226 12	6,525,118 80	11,231,257 28	14,703,281 77
Current expenses.....	1,053,725 34	2,298,025 65	2,338,775 56	4,539,525 11
Premiums paid.....	1,323,023 56	1,823,291 84	2,243,210 31	2,585,501 06
Checks and other cash items.....	17,837,496 77	29,681,394 13	41,314,904 50	72,309,854 44
Bills of nat'l and other banks.....	14,275,153 00	13,710,370 00	21,651,826 00	16,247,241 00
Specie.....	4,481,937 68	6,659,660 47	9,437,060 40	15,072,012 59
Legal tenders and fract'l cur'y.....	72,535,504 67	112,999,320 59	168,426,166 55	189,988,496 28
Total.....	512,568,666 68	771,514,939 10	1,126,455,481 66	1,359,768,074 49

\* Including amount due from national banks.



*Banks from October, 1863, to October, 1878.*

**1863.**

Liabilities.	JANUARY.	APRIL.	JULY.	OCTOBER 5.
Capital stock.....				\$7,188,393 00
Undivided profits.....				128,030 06
Individual and other deposits.....				8,497,681 84
Due to nat'l and other banks*.....				981,178 59
Other items.....				2,360 51
Total.....				16,797,644 00

**1864.**

	JANUARY 4.	APRIL 4.	JULY 4.	OCTOBER 3.
		139 banks.	307 banks.	467 banks.
Capital stock.....	\$14,740,522 00	\$42,204,474 00	\$75,213,945 00	\$86,782,802 00
Surplus fund.....			1,129,910 22	2,010,286 10
Undivided profits.....	432,827 81	1,625,656 87	3,094,330 11	5,982,392 22
National b'k notes outstanding.....	30,155 00	9,797,975 00	25,825,665 00	45,260,504 00
Individual and other deposits.....	19,450,492 53	51,274,914 01	119,414,239 03	122,166,536 40
Due to nat'l and other banks*.....	2,153,779 38	6,814,930 40	27,382,006 37	34,882,384 81
Other items.....	822,914 86	3,102,337 38	213,708 02	43,289 77
Total.....	37,630,691 58	114,820,287 66	252,273,803 75	297,108,195 30

**1865.**

	JANUARY 2.	APRIL 3.	JULY 3.	OCTOBER 2.
		638 banks.	907 banks.	1,294 banks.
Capital stock.....	\$135,618,874 00	\$215,326,023 00	\$325,834,558 00	\$393,157,206 00
Surplus fund.....	8,663,311 22	17,318,942 65	31,303,565 64	38,713,380 72
Undivided profits.....	12,283,812 65	17,809,307 14	23,159,408 17	32,350,278 19
National b'k notes outstanding.....	66,769,375 00	98,896,488 00	131,452,158 00	171,321,903 00
Individual and other deposits.....	183,479,636 98	262,961,473 13	398,357,559 59	500,910,873 22
United States deposits.....	37,764,729 77	57,630,141 01	58,032,720 67	48,170,381 31
Due to national banks.....	30,619,175 57	41,301,031 16	78,261,045 64	90,044,837 08
Due to other b'ks and bankers*.....	37,104,130 62	59,692,581 64	79,591,594 93	84,155,161 27
Other items.....	285,620 87	578,951 37	462,871 02	944,053 70
Total.....	512,568,666 68	771,514,939 10	1,126,455,481 66	1,359,768,074 49

\* Including State bank circulation outstanding.

## Aggregate resources and liabilities of the National

1866.

Resources.	JANUARY 1.	APRIL 2.	JULY 2.	OCTOBER 1.
	1,582 banks.	1,612 banks.	1,634 banks.	1,644 banks.
Loans and discounts .....	\$500,650,109 19	\$528,080,526 70	\$550,353,094 17	\$603,314,704 83
U. S. b'ds dep'd to secure circ'n	298,376,850 00	315,850,300 00	326,483,350 00	331,843,200 00
Other U. S. b'ds and securities	142,003,500 00	125,625,750 00	121,152,950 00	94,974,650 00
Oth'r stocks, b'ds, and mortg's	17,483,753 18	17,379,738 92	17,565,911 46	15,887,490 06
Due from national banks .....	93,253,551 02	87,564,329 71	96,696,482 66	107,650,174 18
Due from other b'ks and b'k'rs	14,658,229 87	13,682,345 12	13,982,613 23	15,211,117 16
Real estate, furniture, &c.....	15,436,296 16	15,895,564 46	16,730,923 62	17,134,002 58
Current expenses .....	3,193,717 78	4,927,599 79	3,032,716 27	5,311,253 35
Premiums paid .....	2,423,918 02	2,233,516 31	2,398,872 26	2,493,773 47
Checks and other cash items	89,837,684 50	105,490,619 36	96,077,134 53	103,684,249 21
Bills of national and other b'ks	20,406,442 00	18,279,816 00	17,866,742 00	17,437,779 00
Specie .....	19,205,018 75	17,529,778 42	12,629,376 30	9,226,851 82
Legal tenders and fract'l cur'y	187,846,548 82	189,867,852 52	201,425,041 63	205,799,078 76
Total .....	1,404,776,619 29	1,442,407,737 31	1,476,395,208 13	1,526,962,804 42

1867.

	JANUARY 7.	APRIL 1.	JULY 1.	OCTOBER 7.
	1,648 banks.	1,642 banks.	1,636 banks.	1,642 banks.
Loans and discounts .....	\$608,771,799 61	\$597,648,286 53	\$588,450,396 12	\$609,675,214 61
U. S. b'ds dep'd to secure circ'n	339,570,700 00	338,863,650 00	337,684,250 00	338,640,150 00
U. S. b'ds dep'd to sec're dep'ts	36,185,950 00	38,465,800 00	38,368,950 00	37,862,100 00
U. S. b'ds and sec'ties on hand	52,949,300 00	46,639,400 00	45,633,700 00	42,460,800 00
Oth'r stocks, b'ds, and mortg's	15,073,737 45	20,194,875 21	21,452,615 43	21,507,881 42
Due from national banks .....	92,552,206 29	94,121,186 21	92,308,911 87	95,217,610 14
Due from other b'ks and b'k'rs	12,996,157 49	10,737,392 90	9,668,322 82	8,389,226 47
Real estate, furniture, &c.....	18,925,315 61	19,625,893 81	19,800,905 86	20,639,708 23
Current expenses .....	2,822,675 18	5,693,784 17	3,249,153 31	5,297,494 13
Premiums paid .....	2,860,398 85	3,411,325 56	3,338,600 37	2,764,186 35
Checks and other cash items	101,430,220 18	87,951,405 13	128,312,177 79	134,603,231 51
Bills of national banks .....	19,263,718 00	12,873,785 00	16,138,769 00	11,841,104 00
Bills of other banks .....	1,176,142 00	825,748 00	531,267 00	333,209 00
Specie .....	19,726,043 20	11,444,529 15	11,128,672 98	12,798,044 40
Legal tenders and fract'l cur'y	104,872,371 64	92,861,254 17	102,534,613 46	100,550,849 91
Compound interest notes.....	82,047,250 00	84,065,790 00	75,488,220 00	56,888,250 00
Total .....	1,511,222,985 40	1,465,451,105 84	1,494,084,526 01	1,499,469,076 17

1868.

	JANUARY 6.	APRIL 6.	JULY 6.	OCTOBER 5.
	1,642 banks.	1,643 banks.	1,640 banks.	1,643 banks.
Loans and discounts .....	\$616,603,479 89	\$628,029,347 65	\$655,729,546 42	\$657,668,847 83
U. S. b'ds dep'd to secure circ'n	339,064,200 00	339,686,650 00	339,569,100 00	340,487,050 00
U. S. b'ds dep'd to sec're dep'ts	37,315,750 00	37,446,000 00	37,853,150 00	37,360,150 00
U. S. b'ds and sec'ties on hand	44,164,500 00	45,958,550 00	43,068,350 00	36,817,600 00
Oth'r stocks, b'ds, and mortg's	19,365,864 77	19,874,384 33	20,007,327 42	20,693,406 40
Due from national banks .....	99,311,446 60	95,900,606 35	114,434,097 93	102,278,547 77
Due from other b'ks and b'k'rs	8,480,199 74	7,074,297 44	8,642,456 72	7,848,822 24
Real estate, furniture, &c.....	21,125,665 68	22,082,570 25	22,609,829 70	22,747,875 18
Current expenses .....	2,986,893 86	5,428,460, 25	2,938,519 04	5,278,911 22
Premiums paid .....	2,464,536 96	2,660,106 09	2,432,074 37	1,819,815 50
Checks and other cash items.	109,390,266 37	114,993,036 23	124,076,097 71	143,241,394 99
Bills of national banks .....	16,655,572 00	12,573,514 00	13,210,179 00	11,842,974 00
Bills of other banks .....	261,269 00	196,106 00	342,550 00	222,668 00
Fractional currency .....	1,927,876 78	1,825,640 16	1,863,358 91	2,262,791 97
Specie .....	20,981,601 45	18,373,943 22	20,755,919 04	13,003,713 39
Legal-tender notes .....	114,206,491 00	84,390,219 00	100,166,100 00	92,453,475 00
Compound interest notes.....	39,997,030 00	38,917,490 00	19,473,420 00	4,513,730 00
Three per cent. certificates ...	8,245,000 00	24,255,000 00	44,905,000 00	59,080,000 00
Total .....	1,502,647,644 10	1,499,668,920 97	1,572,167,076 26	1,559,621,773 49

*Banks from October, 1863, to October, 1878—Continued.*

**1866.**

Liabilities.	JANUARY 1.	APRIL 2.	JULY 2.	OCTOBER 1.
	1,582 banks.	1,612 banks.	1,634 banks.	1,644 banks.
Capital stock .....	\$403,357,346 00	\$409,273,534 00	\$414,270,493 00	\$415,472,369 00
Surplus fund .....	43,000,370 78	44,687,810 54	50,151,991 77	53,359,277 64
Undivided profits .....	28,972,493 70	30,964,422 73	29,286,175 45	32,593,486 69
National b'k notes outstanding	213,239,530 00	248,886,282 00	267,798,678 00	280,253,818 00
State bank notes outstanding	45,449,155 00	33,800,865 00	19,996,163 00	9,748,025 00
Individual deposits .....	522,507,829 27	534,734,950 33	533,338,174 25	564,616,777 64
U. S. deposits .....	29,747,236 15	29,150,729 82	36,038,185 03	30,420,819 80
Dep'ts of U. S. disb'sing officers			3,066,892 22	2,979,955 77
Due to national banks .....	94,709,074 15	89,067,501 54	96,496,726 42	110,531,957 31
Due to other b'ks and bankers	23,793,584 24	21,841,641 35	25,951,728 99	26,986,317 57
<b>Total .....</b>	<b>1,404,776,619 29</b>	<b>1,442,407,737 31</b>	<b>1,476,395,208 13</b>	<b>1,526,962,804 42</b>

**1867.**

	JANUARY 7.	APRIL 1.	JULY 1.	OCTOBER 7.
	1,648 banks.	1,642 banks.	1,636 banks.	1,642 banks.
Capital stock .....	\$420,229,739 00	\$419,399,484 00	\$418,558,148 00	\$420,073,415 00
Surplus fund .....	59,992,874 57	60,206,013 58	63,232,811 12	66,695,587 01
Undivided profits .....	26,961,382 60	31,131,034 39	30,656,222 84	33,751,446 21
National b'k notes outstanding	291,436,749 00	292,788,572 00	291,769,553 00	293,887,941 00
State bank notes outstanding	6,961,499 00	5,460,312 00	4,484,112 00	4,092,153 00
Individual deposits .....	558,699,768 06	512,046,182 47	539,599,076 10	540,797,837 51
U. S. deposits .....	27,284,876 93	27,473,005 66	29,838,391 53	23,062,119 92
Dep'ts of U. S. disb'sing officers	2,477,509 48	2,650,981 39	3,474,192 74	4,352,379 43
Due to national banks .....	92,761,998 43	91,156,890 89	89,821,751 60	93,111,240 89
Due to other b'ks and bankers	24,416,588 33	23,138,629 46	22,659,267 08	19,644,940 20
<b>Total .....</b>	<b>1,511,222,985 40</b>	<b>1,465,451,105 84</b>	<b>1,494,084,526 01</b>	<b>1,499,469,060 17</b>

**1868.**

	JANUARY 6.	APRIL 6.	JULY 6.	OCTOBER 5.
	1,642 banks.	1,643 banks.	1,640 banks.	1,643 banks.
Capital stock .....	\$420,260,790 00	\$420,676,210 00	\$420,105,011 00	\$420,634,511 00
Surplus fund .....	70,586,125 70	72,349,119 60	75,840,118 94	77,995,761 40
Undivided profits .....	31,899,877 57	32,861,597 08	33,543,223 35	36,095,883 98
National b'k notes outstanding	294,377,390 00	295,336,044 00	294,908,264 00	295,769,489 00
State bank notes outstanding	3,792,013 00	3,310,177 00	3,163,771 00	2,906,352 00
Individual deposits .....	534,704,709 00	532,011,480 36	575,842,070 12	580,940,820 85
U. S. deposits .....	24,305,638 02	22,750,342 77	24,603,676 96	17,573,250 64
Dep'ts of U. S. disb'sing officers	3,208,783 03	4,976,682 31	3,499,389 99	4,570,478 16
Due to national banks .....	98,144,669 61	94,073,631 25	113,306,346 34	99,414,397 28
Due to other b'ks and bankers	21,867,648 17	21,323,636 60	27,355,204 56	23,720,829 18
<b>Total .....</b>	<b>1,502,647,644 10</b>	<b>1,499,668,920 97</b>	<b>1,572,167,076 26</b>	<b>1,559,621,773 49</b>

## Aggregate resources and liabilities of the National

1869.

Resources.	JANUARY 4.	APRIL 17.	JUNE 12.	OCTOBER 9.
	1,628 banks.	1,620 banks.	1,619 banks.	1,617 banks.
Loans and discounts .....	\$644,945,039 53	\$662,084,813 47	\$686,347,755 81	\$682,883,106 97
U. S. bonds to secure circulat'n	338,539,950 00	338,379,250 00	338,699,750 00	339,480,100 00
U. S. bonds to secure deposits	34,538,350 00	29,721,350 00	27,625,350 00	18,704,000 00
U. S. b'ds and sec' ties on hand	35,010,600 00	30,226,550 00	27,476,650 00	25,903,950 00
Oth'r stocks, b'ds, and mortg's	20,127,732 96	20,074,435 69	20,777,560 53	22,250,697 14
Due from redeeming agents ..	65,727,070 80	57,554,382 55	62,912,636 82	56,669,562 84
Due from other national banks	36,067,816 84	30,520,527 89	35,556,504 53	35,393,563 47
Due from State b'ks and b'k'rs	7,715,719 34	8,075,595 60	9,140,919 24	8,790,418 57
Real estate, furniture, &c .....	23,289,838 28	23,798,188 13	23,859,271 17	25,169,188 95
Current expenses .....	3,265,990 81	5,641,195 01	5,820,577 87	5,646,382 96
Premiums paid .....	1,654,352 70	1,716,210 13	1,809,070 01	2,092,364 85
Checks and other cash items	142,605,984 92	154,137,191 23	161,614,852 66	108,809,817 37
Bills of other national banks	14,684,799 00	11,725,239 00	11,524,447 00	10,776,023 00
Fractional currency .....	2,280,471 06	2,088,545 18	1,804,855 53	2,090,727 38
Specie .....	29,626,750 26	9,944,532 15	18,455,090 48	23,002,405 83
Legal-tender notes .....	88,239,300 00	80,875,161 00	80,934,119 00	83,719,295 00
Three per cent. certificates ..	52,075,000 00	51,190,000 00	49,815,000 00	45,845,000 00
Total .....	1,540,394,266 50	1,517,753,167 03	1,564,174,410 65	1,497,226,604 33

1870.

	JANUARY 22.	MARCH 24.	JUNE 9.	OCTOBER 8.	DECEMBER 28.
	1,615 banks.	1,615 banks.	1,612 banks.	1,615 banks.	1,648 banks.
Loans and discounts .....	\$688,875,203 70	\$710,848,609 39	\$719,341,186 06	\$715,928,079 81	\$725,515,538 49
Bonds for circulation .....	339,350,750 00	339,251,350 00	338,845,200 00	340,857,450 00	344,104,200 00
Bonds for deposits .....	17,592,000 00	16,102,000 00	15,704,000 00	15,381,500 00	15,189,500 00
U. S. bonds on hand .....	24,677,100 00	27,292,150 00	28,276,600 00	22,323,800 00	23,893,300 00
Other stocks and b'ds .....	21,082,412 00	20,524,294 55	23,300,681 87	23,614,721 25	22,686,358 59
Due from red'g agents .....	71,641,486 05	73,435,117 98	74,685,405 61	66,275,668 92	64,805,062 88
Due from nat'l banks .....	81,994,609 26	29,510,688 11	36,128,750 66	33,948,805 65	37,478,166 49
Due from State banks .....	9,319,560 54	10,238,219 85	10,430,781 32	9,202,496 71	9,824,144 18
Real estate, &c .....	26,002,713 01	26,330,701 24	26,593,357 00	27,470,746 97	28,021,637 44
Current expenses .....	3,469,588 00	6,683,189 54	6,324,955 47	5,871,750 02	6,905,073 32
Premiums paid .....	2,439,591 41	2,680,882 39	3,076,456 74	2,491,222 11	3,251,648 72
Cash items .....	111,624,822 00	11,267,703 12	11,497,534 13	12,536,613 57	13,229,403 34
Clear-g-house exch'gs .....	.....	75,317,992 22	83,936,515 64	79,089,688 39	76,298,707 00
National bank notes .....	15,840,669 00	14,226,817 00	16,342,582 00	12,512,927 00	17,001,846 00
Fractional currency .....	2,476,966 75	2,285,499 02	2,184,714 39	2,078,178 05	2,150,522 89
Specie .....	48,345,383 72	37,096,543 44	31,099,437 78	18,460,011 47	26,307,251 59
Legal-tender notes .....	87,708,502 00	82,485,978 00	94,573,751 00	79,324,577 00	80,580,745 00
Three per cent. cert'fs .....	43,820,000 00	43,570,000 00	43,465,000 00	43,345,000 00	41,845,000 00
Total .....	1,546,261,357 44	1,529,147,735 85	1,565,756,909 67	1,510,713,236 92	1,538,998,105 93

1871.

	MARCH 18.	APRIL 29.	JUNE 10.	OCTOBER 2.	DECEMBER 16.
	1,688 banks.	1,707 banks.	1,723 banks.	1,767 banks.	1,790 banks.
Loans and discounts .....	\$767,858,490 59	\$779,321,828 11	\$789,416,568 13	\$831,552,210 00	\$818,996,311 74
Bonds for circulation .....	351,556,700 00	354,427,200 00	357,388,950 00	364,475,800 00	366,840,200 00
Bonds for deposits .....	15,231,500 00	15,236,500 00	15,250,500 00	28,087,500 00	23,155,150 00
U. S. bonds on hand .....	23,911,350 00	22,487,950 00	24,200,300 00	17,753,650 00	17,675,500 00
Other stocks and b'ds .....	22,763,869 20	22,414,659 05	23,132,871 05	24,517,059 35	23,061,184 20
Due from red'g agents .....	83,809,188 92	85,061,016 31	92,369,246 71	86,878,608 84	77,985,000 53
Due from nat'l banks .....	30,201,119 99	38,332,679 74	39,636,579 35	43,525,362 05	43,313,344 78
Due from State banks .....	10,271,605 34	11,478,174 71	11,853,308 60	12,772,669 83	13,069,301 40
Real estate, &c .....	28,805,814 79	29,242,762 79	29,637,969 30	30,089,783 85	30,070,330 57
Current expenses .....	6,694,014 17	6,764,159 73	6,295,099 46	6,153,370 29	7,330,424 12
Premiums paid .....	3,939,995 20	4,414,755 40	5,026,385 97	5,500,890 17	5,956,073 74
Cash items .....	11,642,644 74	12,749,289 84	13,101,497 95	14,058,268 83	13,784,424 76
Clear-g-house exch'gs .....	100,693,917 54	130,855,698 15	102,091,311 75	101,165,854 52	114,538,539 93
National bank notes .....	13,137,006 00	16,632,323 00	19,101,389 00	14,197,653 00	13,085,904 00
Fractional currency .....	2,103,298 16	2,135,763 09	2,160,713 22	2,095,485 79	2,061,600 89
Specie .....	25,769,166 64	22,732,027 02	19,924,955 16	13,252,998 17	29,595,299 56
Legal-tender notes .....	91,072,349 00	106,219,126 00	122,137,660 00	109,414,735 00	93,942,707 00
Three per cent. cert'fs .....	37,570,000 00	33,935,000 00	30,690,000 00	25,075,000 00	21,400,000 00
Total .....	1,627,032,030 28	1,694,440,912 94	1,703,415,335 65	1,730,566,899 72	1,715,861,897 22

*Banks from October, 1863, to October, 1878—Continued.*

**1869.**

Liabilities.	JANUARY 4.	APRIL 17.	JUNE 12.	OCTOBER 9.
	1,628 banks.	1,620 banks.	1,619 banks.	1,617 banks.
Capital stock .....	\$419,040,931 00	\$420,818,721 00	\$422,659,260 00	\$426,399,151 00
Surplus fund .....	81,169,936 52	82,653,989 19	82,218,576 47	86,165,334 32
Undivided profits.....	35,318,273 71	37,489,314 82	43,812,898 70	40,687,300 92
Nat'l bank notes outstanding..	294,476,702 00	292,457,098 00	292,753,286 00	293,593,645 00
State bank notes outstanding ..	2,734,669 00	2,615,387 00	2,558,874 00	2,454,697 00
Individual deposits.....	568,530,934, 11	547,922,174 91	574,307,382 77	511,400,196 63
U. S. deposits.....	13,211,850 19	10,114,328 32	10,301,907 71	7,112,646 67
Dep'ts U. S. disbursing officers.	3,472,884 90	3,665,131 61	2,454,048 99	4,516,648 12
Due to national banks.....	95,453,139 33	92,662,648 49	100,933,910 03	95,067,892 83
Due to State banks and b'k'rs	26,984,945 74	23,018,610 62	28,046,771 30	23,849,371 62
Notes and bills re-discounted ..		2,464,849 81	2,392,205 61	3,839,357 10
Bills payable .....		1,870,913 26	1,735,289 07	2,140,363 12
Total .....	1,540,394,266 50	1,517,753,167 03	1,564,174,410 65	1,497,226,604 33

**1870.**

	JANUARY 22.	MARCH 24.	JUNE 9.	OCTOBER 8.	DECEMBER 28.
	1,615 banks.	1,615 banks.	1,612 banks.	1,615 banks.	1,648 banks.
Capital stock .....	\$426,074,954 00	\$427,504,247 00	\$427,235,701 00	\$430,399,301 00	\$435,356,004 00
Surplus fund.....	90,174,281 14	90,229,954 59	91,689,834 12	94,061,438 95	94,705,740 34
Undivided profits.....	34,300,430 80	43,109,471 62	42,861,712 59	38,608,618 91	46,056,428 55
Nat'l bank circulation	292,838,935 00	292,509,149 00	291,183,614 00	291,798,640 00	296,205,446 00
State bank circulation	2,351,993 00	2,279,469 00	2,222,793 00	2,138,548 00	2,091,799 00
Dividends unpaid....	2,299,296 27	1,483,416 15	1,517,595 18	2,462,591 31	2,242,556 49
Individual deposits ..	546,236,881 57	516,058,085 26	542,261,563 18	501,407,586 90	507,368,618 67
U. S. deposits.....	6,750,139 19	6,424,421 25	10,677,873 92	6,807,978 49	6,074,407 90
Dep'ts U. S. dis. off'rs	2,592,001 21	4,778,225 93	2,592,967 54	4,550,142 68	4,155,304 25
Due to national banks	108,351,300 33	109,667,715 95	115,456,491 84	100,348,292 45	106,090,414.53
Due to State banks ..	28,904,849 14	29,767,575 21	33,012,162 78	29,693,910 80	29,200,587 29
Notes re-discounted ..	3,842,542 30	2,462,647 49	2,741,843 53	3,843,377 67	4,612,131 08
Bills payable.....	1,543,753 49	2,873,357 40	2,302,756 99	4,592,609 76	4,838,667 83
Total.....	1,546,261,357 44	1,529,147,735 85	1,565,756,909 67	1,510,713,236 92	1,538,998,105 93

**1871.**

	MARCH 18.	APRIL 29.	JUNE 10.	OCTOBER 2.	DECEMBER 16.
	1,688 banks.	1,707 banks.	1,723 banks.	1,767 banks.	1,790 banks.
Capital stock .....	\$444,232,771 00	\$446,925,493 00	\$450,330,841 00	\$458,255,696 00	\$460,225,866 00
Surplus fund.....	96,862,081 66	97,620,099 23	98,322,203 80	101,112,671 91	101,573,153 62
Undivided profits.....	43,883,567 64	44,776,030 71	45,535,227 79	42,008,714 38	48,630,925 81
Nat'l bank circulation	301,713,460 00	306,131,393 00	307,793,880 00	315,519,117 00	318,265,481 00
State bank circulation	2,035,800 00	1,982,580 00	1,968,058 00	1,921,056 00	1,886,538 00
Dividends unpaid....	1,263,767 70	2,235,248 46	1,408,628 25	4,540,194 61	1,393,427 98
Individual deposits ..	561,190,830 41	611,025,174 10	602,110,758 16	600,868,486 55	596,586,487 54
U. S. deposits.....	6,314,957 81	6,521,572 92	6,265,167 94	20,511,935 98	14,829,525 65
Dep'ts U. S. dis. off'rs	4,813,016 66	3,757,873 84	4,893,907 25	5,393,598 89	5,399,108 34
Due to national banks	118,904,858 84	128,037,469 17	135,167,847 69	131,730,713, 04	118,657,614 16
Due to State banks ..	37,311 519 13	36,113,290 67	41,219,802 96	40,211,971 67	38,116,950 67
Notes re-discounted ..	3,256,896 42	3,573,723 02	3,120,039 09	3,964,552 57	4,922,455 78
Bills payable.....	5,248,206,01	5,740,964 77	5,278,973 72	4,528,191 12	5,374,362 67
Total.....	1,627,032,030 28	1,664,440,912 94	1,703,415,335 65	1,730,566,899 72	1,715,861,897 22

Aggregate resources and liabilities of the National

1872.

Resources.	FEBRUARY 27.	APRIL 19.	JUNE 10.	OCTOBER 3.	DECEMBER 27.
	1,814 banks.	1,843 banks.	1,863 banks.	1,919 banks.	1,940 banks.
Loans and discounts	\$839,665,077 91	\$844,902,253 49	\$871,531,448 67	\$877,197,923 47	\$885,653,449 62
Bonds for circulation	370,924,700 00	374,428,450 00	377,029,700 00	382,046,400 00	384,458,500 00
Bonds for deposits...	15,870,000 00	15,169,000 00	15,409,950 00	15,479,750 00	16,304,750 00
U. S. bonds on hand...	21,323,150 00	19,292,100 00	16,458,250 00	12,142,550 00	10,306,100 00
Other stocks and b/ds	22,838,338 80	21,538,914 06	22,270,610 47	23,533,151 73	23,160,557 29
Due from red'g agents	89,548,329 93	82,120,017 24	91,564,269 53	80,717,071 30	86,401,459 44
Due from nat'l banks	38,282,905 86	36,697,592 81	39,468,323 39	34,496,953 87	42,707,613 54
Due from State banks	12,269,822 68	12,299,716 94	13,014,265 26	12,976,878 01	12,008,843 54
Real estate, &c.....	30,637,676 75	30,809,274 98	81,123,843 21	32,276,498 17	33,014,796 83
Current expenses....	6,265,655 13	7,026,041 23	6,719,794 90	6,310,428 79	8,454,803 97
Premiums paid.....	6,308,821 86	6,544,279 29	6,616,174 75	6,546,848 52	7,097,847 86
Cash items.....	12,143,403 12	12,461,171 40	13,458,753 80	14,916,784 34	13,696,723 85
Clear'g-house exch'gs	93,154,319 74	114,195,966 36	88,592,800 16	110,086,315 37	90,145,482 72
National bank notes	15,552,087 70	18,492,832 00	16,253,560 00	15,787,296 00	19,070,322 00
Fractional currency..	2,278,143 24	2,143,249 29	2,069,464 12	2,151,747 88	2,270,576 32
Specie.....	25,507,825 32	24,433,899 46	24,256,644 14	10,229,756 79	19,047,336 45
Legal-tender notes...	97,865,400 00	105,732,455 00	122,994,417 00	105,121,104 00	102,922,369 00
U. S. cert'fs of deposit				6,710,000 00	12,650,000 00
Three per cent. cert'fs	18,980,000 00	15,365,000 00	12,005,000 00	7,140,000 00	4,185,000 00
Total.....	1,719,415,657 34	1,743,652,213 55	1,776,837,269 40	1,755,857,098 24	1,773,556,532 43

1873.

	FEBRUARY 28.	APRIL 25.	JUNE 13.	SEPTEMBER 12.	DECEMBER 26.
	1,947 banks.	1,962 banks.	1,968 banks.	1,976 banks.	1,976 banks.
Loans and discounts	\$913,265,189 67	\$912,064,267 31	\$925,557,682 42	\$944,220,116 34	\$856,816,555 05
Bonds for circulation	384,675,050 00	386,763,800 00	388,080,300 00	388,330,400 00	389,384,400 00
Bonds for deposits...	15,035,000 00	16,235,000 00	15,935,000 00	14,805,000 00	14,815,200 00
U. S. bonds on hand...	10,436,950 00	9,613,550 00	9,789,400 00	8,824,850 00	8,834,850 00
Other stocks and b/ds	22,063,306 20	22,449,146 04	22,912,415 63	23,709,034 53	24,358,125 06
Due from red'g agents	95,773,077 10	88,815,557 80	97,143,328 94	90,134,120 66	73,032,046 87
Due from nat'l banks	39,483,700 09	38,671,088 63	43,328,792 29	41,413,680 06	40,404,757 97
Due from State banks	13,595,679 17	12,883,353 37	14,073,287 77	12,022,873 41	11,185,253 08
Real estate, &c.....	34,023,057 77	34,216,878 07	34,520,562 77	34,061,823 21	35,556,746 48
Current expenses....	6,977,831 35	7,410,045 87	7,154,211 69	6,985,436 99	8,678,170 39
Premiums paid.....	7,205,259 67	7,559,987 67	7,690,962 14	7,752,843 87	7,987,707 14
Cash items.....	11,761,711 50	11,425,209 00	13,036,482 58	11,435,913 22	12,321,972 80
Clear'g-house exch'gs	131,383,860 85	94,132,125 24	91,918,526 59	88,926,003 53	62,881,342 16
National bank notes	15,998,779 05	19,310,202 00	20,594,772 00	16,103,842 00	21,403,179 00
Fractional currency..	2,289,680 21	2,198,973 37	2,197,559 84	2,302,775 26	2,287,454 03
Specie.....	17,777,673 53	16,868,808 74	27,950,086 72	19,868,469 45	26,907,037 58
Legal-tender notes...	97,141,909 00	100,605,287 00	106,381,491 00	92,522,663 00	108,719,506 00
U. S. cert'fs of deposit	18,460,000 00	18,370,000 00	22,365,000 00	20,610,000 00	24,010,000 00
Three per cent. cert'fs	1,805,000 00	710,000 00	305,000 00		
Total.....	1,839,152,715 21	1,800,303,280 11	1,851,234,860 38	1,830,627,845 53	1,729,380,303 61

1874.

	FEBRUARY 27.	MAY 1.	JUNE 26.	OCTOBER 2.	DECEMBER 31.
	1,975 banks.	1,978 banks.	1,983 banks.	2,004 banks.	2,027 banks.
Loans and discounts	\$897,859,600 46	\$923,347,030 79	\$926,195,671 70	\$954,394,791 59	\$955,862,580 51
Bonds for circulation	389,614,700 00	389,249,100 00	390,281,700 00	383,254,800 00	382,976,200 00
Bonds for deposits...	14,600,200 00	14,890,200 00	14,890,200 00	14,691,700 00	14,714,000 00
U. S. bonds on hand...	11,043,400 00	10,152,000 00	10,456,900 00	13,313,550 00	15,290,300 00
Other stocks and b/ds	25,305,736 24	25,460,460 20	27,010,727 48	27,807,826 92	28,313,473 12
Due from res'v'e ag'ts	101,502,861 58	94,017,603 31	97,871,517 06	83,885,126 94	80,488,831 45
Due from nat'l banks	36,624,001 39	41,291,015 24	45,770,715 59	39,695,309 47	48,100,842 62
Due from State banks	11,496,711 47	12,374,391 28	12,469,592 33	11,196,611 73	11,655,573 07
Real estate, &c.....	36,043,741 50	36,708,066 39	37,270,876 51	38,112,926 52	39,190,683 04
Current expenses....	6,998,875 75	7,547,203 05	7,550,125 20	7,658,738 82	5,510,566 47
Premiums paid.....	8,741,028 77	8,680,370 84	8,563,262 27	8,376,659 07	8,626,112 16
Cash items.....	10,269,955 50	11,949,020 71	10,496,257 00	12,296,416 77	14,005,517 33
Clear'g-house exch'gs	62,768,119 19	94,877,796 52	63,896,271 31	97,383,687 11	112,995,317 55
National bank notes	20,003,251 00	20,673,452 00	23,527,991 00	18,450,013 00	22,532,336 00
Fractional currency..	2,309,919 73	2,187,186 69	2,283,898 92	2,224,943 12	2,392,668 74
Specie.....	33,365,863 58	32,569,969 26	22,326,207 27	21,240,945 23	22,436,761 04
Legal-tender notes...	102,717,563 00	101,692,930 00	103,108,350 00	80,021,946 00	82,604,791 00
U. S. cert'fs of deposit	37,235,000 00	40,135,000 00	47,780,000 00	42,825,000 00	33,670,000 00
Dep. with U. S. Treas			91,250 00	20,349,950 15	21,043,084 36
Total.....	1,808,500,529 16	1,867,802,796 28	1,851,840,913 64	1,877,180,942 44	1,902,409,638 46

Banks from October, 1863, to October, 1878—Continued.

1872.

Liabilities.	FEBRUARY 27.	APRIL 19.	JUNE 10.	OCTOBER 3.	DECEMBER 27.
	1,814 banks.	1,843 banks.	1,853 banks.	1,919 banks.	1,940 banks.
Capital stock .....	\$464,081,744 00	\$467,924,318 00	\$470,543,301 00	\$470,629,174 00	\$482,606,252 00
Surplus fund.....	103,787,082 62	104,312,525 81	105,181,943 28	110,257,516 45	111,410,248 98
Undivided profits....	43,310,344 46	46,428,590 90	50,234,298 32	46,623,784 50	56,762,411 89
Nat'l bank circulation	321,634,675 00	325,305,752 00	327,092,752 00	333,495,027 00	336,289,285 00
State bank circulation	1,830,563 00	1,763,885 00	1,700,935 00	1,567,143 00	1,511,396 00
Dividends unpaid....	1,451,746 29	1,561,914 45	1,454,044 06	3,149,749 61	1,356,934 48
Individual deposits..	593,645,666 16	620,775,265 78	618,801,619 49	613,290,671 45	598,114,679 26
U. S. deposits.....	7,114,893 47	6,355,722 95	6,993,014 77	7,853,772 41	7,863,894 93
Dep'ts U.S.dis.officers	5,024,699 44	3,416,371 16	5,463,953 48	4,563,833 79	5,136,597 74
Due to national banks	128,627,494 44	120,755,565 86	132,804,924 02	110,047,347 67	124,218,392 83
Due to State banks..	39,025,165 44	35,005,127 84	39,878,826 42	33,789,083 82	34,794,963 37
Notes re-discounted..	3,818,686 91	4,225,622 04	4,745,178 22	5,549,431 88	6,545,059 78
Bills payable.....	6,062,896 11	5,821,551 76	5,942,479 34	6,040,562 66	6,946,416 17
Total .....	1,719,415,657 34	1,743,652,213 55	1,770,837,269 40	1,755,857,098 24	1,773,556,532 43

1873.

	FEBRUARY 28.	APRIL 25.	JUNE 13.	SEPTEMBER 12.	DECEMBER 26.
	1,947 banks.	1,962 banks.	1,968 banks.	1,976 banks.	1,976 banks.
Capital stock .....	\$484,551,811 00	\$487,891,251 00	\$490,109,801 00	\$491,072,616 00	\$490,266,611 00
Surplus fund.....	114,681,048 73	115,805,574 57	116,847,454 62	120,314,499 20	120,961,267 91
Undivided profits....	48,578,045 28	52,415,348 46	55,306,154 69	54,515,131 76	58,375,169 43
Nat'l bank circulation	336,292,459 00	338,163,864 00	338,788,504 00	339,081,799 00	341,320,256 00
State bank circulation	1,368,271 00	1,280,208 00	1,224,470 00	1,188,853 00	1,130,585 00
Dividends unpaid....	1,465,993 60	1,462,336 77	1,400,491 90	1,402,547 89	1,269,474 74
Individual deposits..	656,187,551 61	616,848,358 25	641,121,775 27	622,685,563 29	540,510,602 78
U. S. deposits.....	7,044,848 34	7,880,057 73	8,691,001 95	7,829,327 73	7,680,375 26
Dep'ts U.S.dis.officers	5,835,696 60	4,425,750 14	6,416,275 10	8,098,560 13	4,705,593 36
Due to national banks	134,231,842 95	126,631,926 24	137,856,085 67	133,672,732 94	114,996,666 54
Due to State banks..	38,124,803 85	35,036,433 18	40,741,788 47	39,298,148 14	36,598,076 29
Notes re-discounted..	5,117,810 50	5,403,043 38	5,515,900 67	5,987,512 36	3,811,487 89
Bills payable.....	5,672,532 75	7,059,128 39	7,215,157 04	5,480,554 59	7,754,137 41
Total .....	1,839,152,715 21	1,800,303,280 11	1,851,234,860 38	1,830,627,845 53	1,729,336,303 61

1874.

	FEBRUARY 27.	MAY 1.	JUNE 26.	OCTOBER 2.	DECEMBER 31.
	1,975 banks.	1,978 banks.	1,983 banks.	2,004 banks.	2,027 banks.
Capital stock .....	\$490,859,101 00	\$490,077,001 00	\$491,003,711 00	\$493,765,121 00	\$495,802,481 00
Surplus fund.....	123,497,347 20	125,561,081 23	126,239,308 41	128,958,106 84	130,485,641 37
Undivided profits....	50,236,919 88	54,331,713 13	58,332,965 71	51,484,437 32	51,477,629 33
Nat'l bank circulation	339,602,955 00	340,267,649 00	338,538,743 00	333,225,298 00	331,193,159 00
State bank circulation	1,073,988 00	1,049,286 00	1,009,021 00	964,567 00	860,417 00
Dividends unpaid....	1,291,055 63	2,259,129 91	1,242,474 81	3,516,276 99	6,088,845 01
Individual deposits..	595,350,334 90	649,286,298 95	622,863,154 44	609,068,995 88	682,846,607 45
U. S. deposits.....	7,276,959 87	7,994,422 27	7,322,830 85	7,302,153 58	7,492,307 78
Dep'ts U.S.dis.officers	5,034,624 46	3,297,689 24	3,238,639 20	3,927,828 27	3,579,722 94
Due to national banks	138,435,388 39	135,640,418 24	143,033,822 25	125,102,049 93	129,188,671 42
Due to State banks..	48,112,223 40	48,683,924 34	50,227,426 18	50,718,007 87	51,629,602 36
Notes re-discounted..	3,448,828 92	4,581,420 38	4,436,256 22	4,197,372 25	6,365,652 97
Bills payable.....	4,275,002 51	4,772,662 59	4,352,560 57	4,950,727 51	5,398,900 83
Total .....	1,808,500,529 16	1,867,802,796 28	1,851,840,913 64	1,877,180,942 44	1,902,409,638 46

Aggregate resources and liabilities of the National

1875.

Resources.	MARCH 1.	MAY 1.	JUNE 30.	OCTOBER 1.	DECEMBER 17.
	2, 029 banks.	2, 046 banks.	2, 076 banks.	2, 088 banks.	2, 086 banks.
Loans and discounts.	\$956, 485, 939 35	\$971, 835, 298 74	\$972, 926, 532 14	\$984, 691, 434 40	\$962, 571, 807 70
Bonds for circulation	380, 682, 650 00	378, 026, 900 00	375, 127, 900 00	370, 321, 700 00	363, 618, 100 00
Bonds for deposits	14, 492, 200 00	14, 372, 200 00	14, 147, 200 00	14, 097, 200 00	13, 981, 500 00
U. S. bonds on hand.	18, 062, 150 00	14, 297, 650 00	12, 753, 000 00	13, 989, 950 00	16, 009, 550 00
Other stocks and b'ds	28, 268, 841 69	29, 102, 197 10	32, 010, 316 18	33, 505, 045 15	31, 657, 960 52
Due from res'v'e ag'ts	89, 991, 175 34	80, 620, 878 75	89, 788, 903 73	85, 701, 259 82	81, 462, 682 27
Due from nat'l banks	44, 720, 394 11	46, 039, 597 57	48, 513, 388 86	47, 028, 769 18	44, 831, 891 48
Due from State banks	12, 724, 243 97	12, 094, 086 39	11, 625, 647 15	11, 963, 768 90	11, 895, 551 98
Real estate, &c.	89, 430, 952 12	40, 312, 285 99	40, 969, 020 49	42, 366, 647 65	41, 583, 311 04
Current expenses.	7, 790, 581 86	7, 706, 700 42	4, 992, 044 34	7, 841, 213 05	9, 218, 455 47
Premiums paid.	9, 006, 880 92	8, 434, 453 14	8, 742, 393 83	8, 670, 091 18	9, 442, 861 54
Cash items.	11, 734, 762 42	13, 122, 145 88	12, 433, 100 43	12, 758, 872 03	11, 238, 720 72
Clear'g-house exch'gs	81, 127, 796 39	116, 970, 819 05	88, 924, 025 93	75, 142, 863 45	67, 886, 967 04
Bills of other banks.	18, 909, 397 00	19, 504, 640 00	24, 261, 961 00	18, 528, 837 00	17, 106, 190 00
Fractional currency.	3, 308, 592 12	2, 702, 326 44	2, 620, 504 26	2, 595, 631 78	2, 991, 023 10
Specie.	16, 667, 106 17	10, 620, 361 64	18, 959, 582 30	8, 050, 329 73	17, 070, 905 90
Legal-tender notes.	78, 508, 170 00	84, 015, 928 00	87, 492, 885 00	76, 458, 734 00	70, 725, 077 00
U. S. cert'fs of deposit	37, 200, 000 00	38, 615, 000 00	47, 310, 000 00	48, 810, 000 00	31, 005, 000 00
Due from U. S. Treas.	21, 007, 919 76	21, 454, 422 29	19, 640, 785 52	19, 686, 960 30	19, 202, 256 68
Total.	1, 869, 819, 753 22	1, 909, 847, 891 40	1, 913, 239, 201 16	1, 882, 209, 307 62	1, 823, 469, 752 44

1876.

	MARCH 10.	MAY 12.	JUNE 30.	OCTOBER 2.	DECEMBER 22.
	2, 091 banks.	2, 089 banks.	2, 091 banks.	2, 089 banks.	2, 082 banks.
Loans and discounts	\$950, 205, 555 62	\$939, 895, 085 34	\$933, 686, 530 45	\$931, 304, 714 06	\$929, 066, 406 42
Bonds for circulation	354, 547, 750 00	344, 537, 350 00	339, 141, 750 00	337, 170, 400 00	326, 705, 300 00
Bonds for deposits	14, 216, 500 00	14, 128, 000 00	14, 328, 000 00	14, 698, 000 00	14, 757, 000 00
U. S. bonds on hand.	25, 910, 650 00	26, 577, 000 00	30, 842, 300 00	33, 142, 150 00	31, 937, 950 00
Other stocks and b'ds	30, 425, 430 33	30, 905, 195 82	32, 482, 805 75	34, 445, 157 16	31, 565, 914 50
Due from res'v'e ag'ts	99, 068, 360 45	86, 769, 083 97	87, 989, 900 90	87, 326, 950 48	83, 789, 174 65
Due from nat'l banks	42, 341, 542 67	44, 328, 609 46	47, 417, 029 03	47, 525, 089 98	44, 011, 664 97
Due from State banks	11, 180, 562 15	11, 262, 193 96	10, 989, 507 95	12, 061, 283 08	12, 415, 841 97
Real estate, &c.	41, 937, 617 25	42, 183, 958 78	42, 722, 415 27	43, 121, 942 01	43, 498, 445 89
Current expenses.	8, 296, 207 85	6, 820, 573 35	5, 025, 549 38	6, 987, 644 46	9, 818, 422 88
Premiums paid.	10, 946, 713 15	10, 414, 347 28	10, 621, 634 03	10, 715, 251 16	10, 811, 300 66
Cash items.	9, 517, 868 86	9, 693, 186 37	11, 724, 592 67	12, 043, 139 68	10, 658, 709 26
Clear'g-house exch'gs	58, 863, 182 43	56, 806, 632 63	75, 328, 878 84	87, 870, 817 06	68, 027, 016 40
Bills of other banks.	18, 536, 502 00	20, 347, 964 00	20, 398, 422 00	15, 910, 315 00	17, 121, 663 00
Fractional currency.	3, 215, 594 30	2, 771, 886 26	1, 987, 897 44	1, 417, 203 66	1, 146, 741 84
Specie	29, 077, 345 85	21, 714, 594 36	25, 218, 469 92	21, 360, 767 42	32, 999, 647 99
Legal-tender notes	76, 768, 446 00	79, 858, 661 00	90, 836, 876 00	84, 250, 847 00	66, 221, 400 00
U. S. cert'fs of deposit	30, 805, 000 00	27, 380, 000 00	27, 955, 000 00	29, 170, 000 00	26, 095, 000 00
Due from U. S. Treas.	18, 479, 112 79	16, 911, 680 20	17, 063, 407 65	16, 743, 695 40	16, 359, 491 73
Total.	1, 834, 360, 941 70	1, 793, 306, 002 78	1, 825, 760, 967 28	1, 827, 265, 367 61	1, 787, 407, 093 76

1877.

	JANUARY 20.	APRIL 14.	JUNE 22.	OCTOBER 1.	DECEMBER 28.
	2, 083 banks.	2, 073 banks.	2, 078 banks.	2, 080 banks.	2, 074 banks.
Loans and discounts.	\$920, 561, 018 65	\$911, 946, 833 88	\$901, 731, 416 03	\$891, 920, 593 54	\$881, 856, 744 87
Bonds for circulation	357, 590, 700 00	339, 658, 100 00	337, 754, 100 00	336, 810, 950 00	343, 869, 550 00
Bonds for deposits	14, 782, 000 00	15, 084, 000 00	14, 971, 000 00	14, 903, 000 00	13, 538, 000 00
U. S. bonds on hand	31, 988, 650 00	32, 964, 250 00	32, 344, 050 00	30, 088, 700 00	28, 479, 800 00
Other stocks and b'ds	31, 819, 930 20	32, 554, 594 44	35, 653, 755 29	34, 435, 995 21	32, 169, 491 03
Due from res'v'e ag'ts	88, 698, 308 85	84, 942, 718 41	82, 132, 099 96	73, 284, 139 12	75, 960, 087 27
Due from nat'l banks	44, 844, 616 88	42, 027, 778 81	44, 507, 303 63	45, 217, 240 82	44, 123, 924 87
Due from State banks	13, 680, 990 81	11, 911, 437 36	11, 246, 349 79	11, 415, 761 60	11, 479, 854 65
Real estate, &c.	43, 704, 355 47	44, 736, 549 09	44, 818, 722 07	45, 229, 985 25	45, 511, 932 25
Current expenses.	4, 131, 516 48	7, 842, 296 86	7, 810, 864 84	6, 915, 792 50	8, 958, 903 60
Premiums paid.	10, 991, 714 50	10, 494, 505 12	10, 320, 674 34	9, 219, 174 62	8, 841, 939 09
Cash items.	10, 295, 404 19	10, 410, 623 87	10, 099, 988 46	11, 674, 587 50	10, 265, 059 49
Clear'g-house exch'gs	81, 117, 889 04	85, 159, 422 74	57, 861, 481 13	74, 525, 215 89	64, 664, 415 01
Bills of other banks.	18, 418, 727 00	17, 942, 695 00	20, 182, 948 00	15, 531, 467 00	20, 312, 692 00
Fractional currency.	1, 238, 228 08	1, 114, 820 09	1, 055, 123 61	900, 805 47	778, 084 78
Specie.	49, 709, 267 55	27, 070, 037 78	21, 335, 996 06	22, 658, 820 31	32, 907, 750 70
Legal-tender notes.	72, 689, 710 00	72, 351, 573 00	78, 004, 386 00	66, 920, 634 00	70, 568, 248 00
U. S. cert'fs of deposit	25, 470, 000 00	32, 100, 000 00	44, 430, 000 00	33, 410, 000 00	26, 515, 000 00
Due from U. S. Treas.	16, 441, 509 98	16, 291, 040 84	17, 932, 574 60	16, 021, 753 01	16, 493, 577 08
Total.	1, 818, 174, 517 68	1, 796, 603, 275 29	1, 774, 352, 833 81	1, 741, 084, 663 84	1, 737, 285, 145 79



*Banks from October, 1863, to October, 1878—Continued.*

**1875.**

Liabilities.	MARCH 1.	MAY 1.	JUNE 30.	OCTOBER 1.	DECEMBER 17.
	2,029 banks.	2,046 banks.	2,076 banks.	2,088 banks.	2,086 banks.
Capital stock .....	\$496,272,901 00	\$498,717,143 00	\$501,568,563 50	\$504,829,769 00	\$505,495,865 00
Surplus fund.....	131,249,079 47	181,604,608 66	133,169,094 79	134,356,076 41	133,085,422 30
Undivided profits....	51,660,243 62	55,907,619 95	52,160,104 68	52,964,953 50	59,204,957 81
Nat'l bank circulation	324,525,349 00	323,321,230 00	318,148,406 00	318,350,379 00	314,979,451 00
State bank circulation	824,876 00	815,229 00	788,844 00	772,348 00	752,722 00
Dividends unpaid....	1,601,255 48	2,501,742 39	6,105,519 34	4,003,534 90	1,353,396 80
Individual deposits..	647,735,879 69	695,347,877 70	686,478,630 48	664,579,619 39	618,517,245 74
U. S. deposits.....	7,971,932 75	6,797,972 00	6,714,328 70	6,507,531 59	6,652,556 67
Dep'ts U.S.dis.officers	5,380,414 16	2,766,387 41	3,459,061 80	4,271,195 19	4,232,550 87
Due to national banks	137,735,121 44	127,280,034 02	138,914,828 39	129,810,681 60	119,843,665 44
Due to State banks...	55,294,663 84	53,037,582 89	55,714,055 18	49,918,530 95	47,048,174 56
Notes re-discounted..	4,841,600 20	5,671,031 44	4,261,464 45	5,254,453 66	5,257,160 61
Bills payable.....	4,786,436 57	6,079,632 94	5,758,299 85	6,590,234 43	7,056,583 64
Total .....	1,869,819,753 22	1,909,847,891 40	1,913,239,201 16	1,882,209,307 62	1,823,469,752 44

**1876.**

	MARCH 10.	MAY 12.	JUNE 30.	OCTOBER 2.	DECEMBER 22.
	2,091 banks.	2,089 banks.	2,091 banks.	2,089 banks.	2,082 banks.
Capital stock .....	\$504,818,666 00	\$500,982,006 00	\$500,393,796 00	\$499,802,232 00	\$497,482,016 00
Surplus fund.....	133,091,739 50	131,795,199 94	131,897,197 21	132,202,282 00	131,390,664 67
Undivided profits....	51,177,031 26	49,039,278 75	46,609,341 51	46,445,215 59	52,327,715 08
Nat'l bank circulation	307,476,155 00	300,252,035 00	294,444,678 00	291,544,020 00	292,011,575 00
State bank circulation	714,539 00	667,060 00	658,938 00	628,847 00	608,548 00
Dividends unpaid....	1,405,829 06	2,325,523 51	6,116,679 30	3,848,705 64	1,286,540 28
Individual deposits..	620,674,211 05	612,355,096 59	641,432,886 08	651,385,210 19	619,350,223 06
U. S. deposits.....	6,606,394 90	8,493,878 18	7,667,722 97	7,256,801 42	6,727,155 14
Dep'ts U.S.dis.officers	4,313,915 45	2,505,273 30	3,392,939 48	3,746,781 58	4,749,615 39
Due to national banks	139,407,880 06	127,880,045 04	131,702,164 87	131,535,969 04	122,351,818 09
Due to State banks...	54,002,131 54	46,706,969 52	51,403,995 59	48,250,111 63	48,685,392 14
Notes re-discounted..	4,631,882 57	4,653,460 08	3,867,622 24	4,464,407 31	4,553,158 76
Bills payable.....	6,049,566 31	5,650,126 87	6,173,006 03	6,154,784 21	5,882,672 15
Total .....	1,834,369,941 70	1,793,306,002 78	1,825,760,967 28	1,827,265,367 61	1,787,407,093 76

**1877.**

	JANUARY 20.	APRIL 14.	JUNE 22.	OCTOBER 1.	DECEMBER 28.
	2,083 banks.	2,073 banks.	2,078 banks.	2,080 banks.	2,074 banks.
Capital stock .....	\$493,634,611 00	\$489,684,645 00	\$481,044,771 00	\$479,467,771 00	\$477,128,771 00
Surplus fund.....	130,224,169 02	127,793,320 52	124,714,072 93	122,776,121 24	121,618,455 32
Undivided profits....	37,456,530 32	45,609,418 27	50,508,351 70	44,572,678 72	51,530,910 18
Nat'l bank circulation	292,851,351 00	294,710,313 00	290,002,057 00	291,874,236 00	299,240,475 00
State bank circulation	581,242 00	535,963 00	521,611 00	481,738 00	470,540 00
Dividends unpaid....	2,448,909 70	1,853,974 79	1,398,101 52	3,623,703 43	1,404,178 34
Individual deposits..	659,891,969 76	641,772,528 08	636,267,529 20	616,403,987 12	604,512,514 52
U. S. deposits.....	7,234,696 96	7,584,267 72	7,187,431 67	7,972,714 75	6,529,031 09
Dep'ts U.S.dis.officers	3,108,316 55	3,076,878 70	3,710,167 20	2,376,983 02	3,780,759 43
Due to national banks	130,293,566 36	125,422,444 43	121,443,601 23	115,028,954 38	115,773,660 58
Due to State banks...	49,965,770 27	48,604,820 09	48,352,583 90	46,577,439 88	44,807,958 79
Notes re-discounted..	4,000,063 82	3,985,459 75	2,953,128 58	3,791,219 47	4,654,784 51
Bills payable.....	6,483,320 92	5,969,241 94	6,249,426 88	6,137,116 83	5,843,107 03
Total .....	1,818,174,517 68	1,796,603,275 29	1,774,352,833 81	1,741,084,663 84	1,737,295,145 79

*Aggregate resources and liabilities of the National***1878.**

Resources.	MARCH 15.	MAY 1.	JUNE 29.	OCTOBER 1.
	2,063 banks.	2,059 banks.	2,056 banks.	2,053 banks.
Loans and discounts .....	\$854,750,708 87	\$847,620,392 49	\$835,078,133 13	\$833,988,450 59
Bonds for circulation.....	343,871,350 00	345,256,350 00	347,332,100 00	347,556,850 00
Bonds for deposits .....	13,329,000 00	19,536,000 00	28,371,000 00	47,938,850 00
U. S. bonds on hand.....	34,881,600 00	33,615,700 00	40,479,900 00	46,785,600 00
Other stocks and bonds .....	34,674,307 21	34,697,320 53	36,694,996 24	36,859,534 82
Due from reserve agents.....	86,016,990 78	71,331,219 27	78,875,055 92	85,083,418 51
Due from national banks.....	39,692,105 87	40,545,522 72	41,897,858 89	41,492,918 75
Due from State banks.....	11,683,050 17	12,413,579 10	12,232,316 30	12,314,698 11
Real estate, furniture, &c.....	45,792,363 73	45,901,536 93	46,153,409 35	46,702,476 26
Current expenses .....	7,786,572 42	7,239,365 78	4,718,618 66	6,272,568 73
Premiums paid .....	7,806,252 00	7,574,255 95	7,335,454 49	7,134,735 68
Cash items.....	10,107,583 76	10,989,440 78	11,525,376 07	10,982,432 89
Clearing-house exchanges.....	66,498,965 23	95,525,134 28	87,498,287 82	82,372,537 88
Bills of other banks.....	16,250,569 00	18,363,335 00	17,093,576 00	16,929,721 00
Fractional currency.....	697,398 86	661,044 69	610,084 25	515,661 04
Specie .....	54,729,558 02	46,023,756 06	29,251,489 77	30,688,606 59
Legal tender notes .....	64,034,972 00	67,245,975 00	71,643,402 00	64,428,600 00
U. S. certificates of deposit.....	20,605,000 00	20,995,000 00	36,905,000 00	32,690,000 00
Due from U. S. Treasurer....	16,257,608 98	16,364,030 47	16,798,667 62	16,543,674 36
<b>Total.....</b>	<b>1,729,465,956 90</b>	<b>1,741,898,959 05</b>	<b>1,750,464,706 51</b>	<b>1,767,279,133 21</b>

*Banks from October, 1863, to October, 1878—Continued.*

1878.

Liabilities.	MARCH 15.	MAY 1.	JUNE 29.	OCTOBER 1.
	2,063 banks.	2,059 banks.	2,056 banks.	2,053 banks.
Capital stock.....	\$473,952,541 00	\$471,971,627 00	\$470,393,366 00	\$466,147,436 00
Surplus fund.....	120,870,290 10	119,231,126 13	118,178,530 75	116,897,779 96
Undivided profits.....	45,040,851 85	43,938,961 98	40,482,522 64	40,936,213 58
National bank circulation .....	300,926,284 00	301,884,704 00	299,621,059 00	301,888,092 00
State bank circulation.....	439,339 00	426,504 00	417,808 00	413,913 00
Dividends unpaid.....	1,207,472 68	1,930,669 58	5,466,350 52	3,118,389 91
Individual deposits.....	602,882,585 17	625,479,771 12	621,632,160 06	620,236,176 82
U. S. deposits.....	7,243,253 29	13,811,474 14	22,686,619 67	41,654,812 08
Deposits U. S. disburs'g officers	3,004,064 90	2,392,281 61	2,903,531 99	3,342,794 73
Due to national banks.....	123,239,448 50	109,720,396 70	117,845,495 88	122,496,513 92
Due to State banks.....	43,979,239 39	44,006,551 05	43,360,527 86	42,636,703 42
Notes re-discounted.....	2,465,390 79	2,834,012 00	2,453,839 77	3,007,324 85
Bills payable.....	4,215,196 23	4,270,879 74	5,022,894 37	4,502,982 92
Total.....	1,729,465,956 90	1,741,898,959 05	1,750,464,706 51	1,767,279,133 21

Faint, illegible text at the top of the page, possibly a title or header. The text is centered and appears to be a multi-line heading.

...	...	...	...
...	...	...	...
...	...	...	...
...	...	...	...
...	...	...	...
...	...	...	...
...	...	...	...
...	...	...	...
...	...	...	...
...	...	...	...
...	...	...	...
...	...	...	...
...	...	...	...
...	...	...	...
...	...	...	...
...	...	...	...
...	...	...	...
...	...	...	...
...	...	...	...
...	...	...	...

The table below contains several rows of faint data. The columns are mostly illegible, but some numbers and symbols (like a checkmark) are visible. The rows appear to be organized in a tabular format with a header row.

---

---

REPORT OF THE DIRECTOR OF THE MINT.

---

---

REPORT OF THE DIRECTOR OF THE BUREAU

# REPORT

## OF THE

# DIRECTOR OF THE MINT.

TREASURY DEPARTMENT,  
OFFICE DIRECTOR OF THE MINT,  
*November 1, 1878.*

SIR: In compliance with section 345, Title VII, Revised Statutes United States, I have the honor to submit the following report of the operations of the mints and assay-offices for the fiscal year ended June 30, 1878:

The amounts of gold and silver deposits and purchases, coins struck, and bars manufactured were as follows:

### DEPOSITS AND PURCHASES.

Gold deposits .....	\$65,251,773 22
Silver deposits and purchases.....	39,843,127 07
<hr/>	
Total amount received and operated upon.....	105,094,900 29
Deducting redeposits, bars made and issued by one institution and deposited at another, the deposits were—	
Gold.....	\$52,669,217 89
Silver.....	35,586,623 12
<hr/>	
Total.....	88,255,841 01

### COINAGE.

	Pieces.	Value.
Gold.....	2,934,832	\$52,798,980 00
Silver (trade-dollars).....	11,378,010	11,378,010 00
Silver (standard dollars).....	8,573,500	8,573,500 00
Silver (fractional coin).....	30,172,240	8,339,315 50
Minor coin.....	3,059,800	30,694 00
<hr/>		
Total.....	56,118,382	81,120,499 50

### BARS.

Fine gold.....	\$7,452,915 46	
Unparted gold.....	778,254 01	
Mint gold.....	4,270,756 76	
<hr/>		\$12,501,926 23
Fine silver.....	11,325,690 29	
Unparted silver.....	408,290 60	
Standard silver.....	87,928 29	
Mint silver.....	32,476 69	
<hr/>		11,854,385 87
Total.....		24,356,312 10

The distribution of the gold and silver bullion deposited and purchased, including redeposits, was as follows :

	Gold deposits.	Silver deposits and purchases.	Total.
Mint at Philadelphia .....	\$12,569,111 66	\$12,413,133 09	\$24,982,244 75
Mint at San Francisco .....	38,732,735 60	13,519,908 62	52,252,644 22
Mint at Carson .....	737,719 85	2,447,279 59	3,184,999 44
Mint at Denver .....	352,166 28	12,332 27	364,498 55
Mint at New Orleans .....	4,593 37	13,960 80	18,554 17
Assay-office at New York .....	12,437,589 44	11,049,341 58	23,486,931 02
Assay-office at Boise .....	60,725 03	1,708 86	62,433 89
Assay-office at Helena .....	331,460 51	385,277 90	716,738 41
Assay-office at Charlotte .....	25,671 48	184 36	25,855 84
<b>Total .....</b>	<b>65,251,773 22</b>	<b>39,843,127 07</b>	<b>105,094,900 29</b>

The coinage at the different mints during the fiscal year was as follows :

	Pieces.	Value.
<b>Mint at Philadelphia :</b>		
Gold coinage .....	778,384	\$10,892,800 00
Silver coinage (trade-dollars) .....	2,386,010	2,386,010 00
Silver coinage (standard dollars) .....	4,907,500	4,907,500 00
Silver coinage (fractional coin) .....	16,190,240	4,516,315 50
Minor coinage .....	3,059,800	30,694 00
<b>Total .....</b>	<b>27,321,934</b>	<b>22,733,319 50</b>
<b>Mint at San Francisco :</b>		
Gold coinage .....	2,102,100	41,039,500 00
Silver coinage (trade-dollars) .....	8,582,000	8,582,000 00
Silver coinage (standard dollars) .....	2,552,000	2,552,000 00
Silver coinage (fractional coin) .....	8,352,000	2,734,000 00
<b>Total .....</b>	<b>21,588,100</b>	<b>54,907,500 00</b>
<b>Mint at Carson :</b>		
Gold coinage .....	54,348	866,680 00
Silver coinage (trade-dollars) .....	410,000	410,000 00
Silver coinage (standard dollars) .....	1,114,000	1,114,000 00
Silver coinage (fractional coin) .....	5,630,000	1,089,000 00
<b>Total .....</b>	<b>7,208,348</b>	<b>3,479,680 00</b>
<b>Total coinage .....</b>	<b>56,118,382</b>	<b>81,120,499 50</b>

The bars made at the mints and assay-offices were as follows :

	Fine gold.	Unparted gold.	Mint gold.	Total.
Mint at Philadelphia .....	\$61,753 83			\$61,753 83
Mint at San Francisco .....				
Mint at Carson .....				
Mint at Denver .....		\$355,095 56		355,095 56
Mint at New Orleans .....		4,593 37		4,593 37
Assay-office at New York .....	7,391,161 63		\$4,270,756 76	11,661,918 39
Assay-office at Boise .....		61,433 09		61,433 09
Assay-office at Helena .....		331,460 51		331,460 51
Assay-office at Charlotte .....		25,671 48		25,671 48
<b>Total gold .....</b>	<b>7,452,915 46</b>	<b>778,254 01</b>	<b>4,270,756 76</b>	<b>12,501,926 23</b>



	Fine silver.	Standard silver.	Unparted silver.	Mint silver.	Total.
Mint at Philadelphia .....	\$101,739 26				\$101,739 26
Mint at San Francisco .....	14,889 86				14,889 86
Mint at Carson .....	171,379 07				171,379 07
Mint at Denver .....			\$7,712 09		7,712 09
Mint at New Orleans .....			13,960 80		13,960 80
Assay-office at New York .....	11,037,682 10	\$87,928 29		\$32,476 69	11,158,087 08
Assay-office at Boise .....			1,155 45		1,155 45
Assay-office at Helena .....			385,277 90		385,277 90
Assay-office at Charlotte .....			184 36		184 36
Total silver .....	11,325,690 29	87,928 29	408,290 60	32,476 69	11,854,385 87

The following is a statement of the earnings and expenditures of the mints and assay-offices during the fiscal year:

Seigniorage on coins is not properly an earning of the mint; neither is the expense of distributing the coin manufactured on government account properly an expenditure; but these items are included in the statement as the most convenient place to exhibit them.

The coinage of the last year and bars manufactured is the largest in value ever executed in one year in the history of the mint.

As nearly as can be ascertained, the cost of manufacturing silver coin is, on the average, about four times as great as that of gold when the gold coinage is in denominations less than ten-dollar pieces. Our gold coinage since the suspension of specie payments in 1861 has consisted principally of double eagles, and the relative cost, as stated, of coining the two metals has, therefore, been exceeded. There is practically no difference in the cost of manufacturing a double eagle from that of a silver dollar.

Statement of earnings and expenditures of the mints and assay-offices of the United States for the fiscal year ended June 30, 1878.

	Mints.					Assay-offices.				Total.
	Philadelphia.	San Francisco.	Carson.	Denver.	New Orleans.	New York.	Boise City.	Charlotte.	Helena.	
<b>Earnings:</b>										
Coinage charge (trade dollar) .....	\$26,935 20	\$142,479 04	\$5,604 39							\$175,018 63
Parting, refining, &c. ....	4,210 64	159,829 62	19,130 90			\$81,542 48				264,713 64
Seigniorage on fractional silver coin .....	585,114 55	228,844 99	121,760 57							935,720 11
Seigniorage on standard silver dollars .....	388,006 96	200,009 60	82,913 37							670,929 93
Sweeps and grains from deposit melting-room .....	566 58			\$901 40		4,022 76			\$210 15	5,700 89
Gain on minor coinage .....	14,197 52									14,197 52
Profit on medals .....	4,434 44									4,434 44
Proceeds sale of old material .....	753 27	4,147 30							65 00	4,965 57
Assay of ores, &c. ....	166 25			414 00	\$3 00	352 50	\$66 00	\$151 50	196 00	1,349 25
Alloy and toughening charges .....		3,771 39	166 22			1,824 99				5,762 60
Premium on drafts .....		201 24								201 24
Melting, assaying, and stamping .....				455 63	23 65		208 89	10 72	892 30	1,591 19
Surplus bullion (weigh-room) .....	141 58									141 58
<b>Total</b> .....	<b>1,024,526 99</b>	<b>739,283 18</b>	<b>229,575 45</b>	<b>1,771 03</b>	<b>26 65</b>	<b>87,742 73</b>	<b>274 89</b>	<b>162 22</b>	<b>1,363 45</b>	<b>2,084,726 59</b>
<b>Expenditures:</b>										
Salaries .....	34,850 00	24,900 00	23,549 90	7,950 00	4,707 92	32,900 00	2,000 00	1,500 00	4,000 00	136,357 82
Wages of workmen .....	284,572 31	274,991 81	79,990 13	6,459 00	2,968 35	19,489 00	501 44		2,000 00	670,972 04
Contingent expenses .....	67,645 93	80,368 20	42,036 45	3,800 00	1,362 16	8,424 60	1,328 33	250 00	3,000 00	208,215 67
Parting and refining expenses .....	4,387 19	129,917 43	22,416 60			73,581 71				230,302 93
Expenses distributing fractional silver coin .....	40,112 47	50,306 40	16,245 50							106,664 37
Expenses distributing minor coins .....	2,908 44									2,908 44
Expenses manufacture fractional silver coin .....	355 59	21,704 58								22,060 17
Expenses manufacture standard dollars .....	53,953 41	14,117 57	9,728 95							77,799 93
Wastage operative officers .....	13,105 26	10,407 78	2,211 90							25,724 94
Loss on sale of sweeps .....	6,580 17	7,888 92	3,243 08							20,777 21
Expenses distributing standard dollars .....	6,942 75	270 18	9,387 50			3,065 04				16,600 43
Loss on recoimage old light coin .....	1 95									1 95
Freight on coin and bullion .....	10,916 27									10,916 27
<b>Total</b> .....	<b>526,331 74</b>	<b>614,872 87</b>	<b>208,810 01</b>	<b>18,209 00</b>	<b>9,038 43</b>	<b>137,460 35</b>	<b>3,829 77</b>	<b>1,750 00</b>	<b>9,000 00</b>	<b>1,529,302 17</b>

## SILVER PURCHASES.

The Director being charged with the supervision of the details of the purchases of silver bullion made by the Secretary of the Treasury, it is proper that a brief account of the purchases should be submitted in this report.

Purchases of silver bullion were made during the year under the provisions of the specie-resumption act and also the act to authorize the coinage of the standard silver dollar. Those made under the former act were for the requirements of the fractional coinage, and under the latter, for the coinage of the dollar.

Purchases of bullion for the fractional coinage were made from time to time during the year until February 28, 1878, and amounted to 5,984,693.64 fine ounces, at a cost of \$7,114,548.69, an average of 118.879 cents per ounce fine. The London rate for silver bullion during this period averaged 54.3107 pence per ounce, British standard, equivalent to 119.055 cents per ounce fine.

The total amount of silver bullion purchased by the government for coinage into fractional coins from January, 1875, to February 28, 1878, at which time this coinage was intermitted, was 31,603,905.87 fine ounces, for which \$37,571,148.04 was paid in gold coin, an average of 118.881 cents per ounce fine. The average London rate during the above-mentioned period was 54.674 pence, the parity of which is 119.911 cents per ounce fine.

At the date of the authorization of the standard silver dollar there was on hand in the Treasury and mints in fractional silver coins \$6,253,624.76; and the demand for these coins being light, this amount was regarded as sufficient to meet any probable demand for some time to come, and the coinage of fractional silver was temporarily suspended and preparations made to work the mints to their full capacity in striking the dollar.

Purchasing silver for the dollar coinage was commenced in March, and continued from time to time as advantageous offers of the same were made, or as the mints required additional bullion for their current work.

The total amount purchased for the dollar coinage up to September 30 was 17,925,701.99 fine ounces, at a cost to the government of \$21,057,369.17, an average cost of 117.47 cents per ounce fine. The average London rate during this period was 53.1208 pence, which, calculated at the par of exchange, is equivalent to 116.447 cents per ounce fine. In arriving at the parity of the London rate in all purchases that have been made, the price of sterling exchange is an element in the calculation. The average rate for sterling exchange from March to September, inclusive, was \$4.88, at which rate the parity of 53.1208 pence is 116.77 cents per ounce fine.

At the coining rate for standard silver dollars, \$1.164<sub>1</sub> per standard ounce, the above amount purchased will produce \$23,176,665.19.

All silver is purchased at its gold value, and of the amount paid for silver bullion for the dollar coinage \$7,672,792.95 was paid in gold coin, and \$13,384,576.22 in standard silver dollars.

Soon after the passage of the act authorizing the coinage of the standard silver dollar, and an attempt being made to procure the requisite bullion for its coinage at the mints on the Pacific coast, it was found that the producers and dealers would not sell silver to the government at the equivalent of the London rate, but demanded in addition thereto an amount equal to the cost of bringing it from London and laying it down in San

Francisco. These terms being deemed exorbitant were rejected, and arrangements were immediately made to bring the capacity of the Mint at Philadelphia to its maximum with a view to meet the provisions of law, which required two millions of silver dollars to be coined in each month, and the available supplies of silver from domestic sources being entirely insufficient for the coinage of this amount, the foreign market was indirectly resorted to and an amount sufficient to meet the requirements of law secured.

In July, 1878, the principal holders of bullion on the Pacific coast receded from their position and accepted the equivalent of the London rate, at which price sufficient bullion was purchased to employ the mints at San Francisco and Carson on the coinage of the dollar. All purchases since made have been of domestic bullion.

#### PURCHASES OF GOLD BULLION.

Arrangements have been made, under the provisions of existing laws and pursuant to your instructions, for the purchase by the government of gold bullion deposited at the mint at Denver and the assay-office at Charlotte, N. C.

Heretofore bullion deposited at these institutions has been melted and assayed and the resulting unparted bar or bars returned to the depositor, a charge being imposed for the operation.

While this benefited the depositor in so far as it enabled him to ascertain the value of his bullion, which was placed also in a more convenient marketable shape, yet to obtain the value in money he was necessitated to resort to local bullion-dealers.

By the arrangement lately consummated, however, the government becomes the purchaser, and takes the bullion at its coining value, paying for the same in United States legal-tender notes at par, or in standard silver dollars, at the option of the seller. In addition to the charge for melting and assaying, the usual mint charges are imposed for parting, refining, or toughening, should any of these operations be required to fit the metal for coinage, and also the cost of transportation to the Mint at Philadelphia, where the bullion is coined on government account. Bullion so purchased is transmitted to the Mint at Philadelphia in registered packages by mail as third-class mail matter.

The purchase of gold bullion at the assay-offices at Helena, Mont., and Boise City, Idaho, will also be commenced so soon as satisfactory arrangements can be made with the express companies for the transportation of the bullion to the mints. The insecurity of the mail, which is carried by stage-coach through the Territories named, precludes sending government bullion by that method.

This measure, by which the miners can exchange their bullion at its mint value for circulating money, will no doubt prove of great advantage to the mining interests, and will remove all necessity for additional coining facilities for many years to come.

#### THE MINT AT NEW ORLEANS.

At the last session of Congress provision was made for reopening the mint at New Orleans for coinage purposes. Some little delay was occasioned in preparations for this object from the fact that the square of ground upon which the mint is located belonged to the city of New Orleans, and had been deeded to the government, at the time of the erection of the building, for only so long as it should be used by the government for minting purposes.

The act of Congress making appropriations for the mint at New

Orleans provided that no expenditure of money should be made for that mint until the city should release all title and claim and all conditions of forfeiture to the lands or premises upon which the mint is located, and negotiations looking to that effect were entered into with the city authorities, which resulted in the square of ground being deeded in fee-simple to the government.

During the late war much of the machinery, apparatus, &c., had been injured and otherwise rendered ineffective from disuse and other causes incident to war, and extensive repairs besides additional machinery were required.

As soon as the title to the property had been secured to the government, and the officers of the mint had been appointed, the necessary repairs were commenced, but they have been impeded to a considerable extent by the prevalence of yellow fever in New Orleans, which not only delayed the repairs but prevented skilled mint operatives from going to that city until the epidemic should subside. As many mint operations require special skill and knowledge on the part of the operatives, a few of the appointees to that mint were assigned to duty at the mint at Philadelphia in order to familiarize themselves with the work which they will be called upon to perform, and will be transferred to New Orleans as soon as it is safe for them to go there.

The various operative rooms in the mint have been placed in good condition, the melting and annealing furnaces restored, the engine and machinery repaired, and such additional machinery as is required to render this mint effective for coinage has been procured, and it is believed that by the end of the current calendar year everything pertaining to the mint will be in a condition to commence coinage. The New Orleans mint will add to the coining capacity of the mints about \$1,000,000 in silver dollars per month, but this capacity would be somewhat reduced if called upon to execute any considerable amount of gold or fractional silver coinage.

#### PRECAUTIONS AGAINST COUNTERFEITING.

I have long been impressed with the belief that the worst danger which threatens our gold coin, from counterfeiters, is the filling with an inferior metal or alloy. By this art the piece presents genuine exteriors, but the inner part having been removed, a disk of platinum, pure or alloyed, is inserted in its place and closed with a ribbed rim of gold. It is, therefore, partly genuine and partly counterfeit, and its value is reduced by several dollars, differing according to the denomination of the piece.

The largest chance of spoliation of course occurs with the twenty-dollar piece, but the pieces of ten and five dollars have also been filled. So far the mischief has been very limited, as it evidently requires first-class workmen, and is slow work; but pieces of this sort are, of all false issues, the most difficult to detect.

Some experiments were made at the Philadelphia mint in 1860 to determine whether this fraud might not be prevented by materially lessening the thickness of the coin and consequently enlarging its diameter, at the same time giving the disks a slight concavity, so as to make the piece of a minimum thickness at the center. A pair of dies were engraved for the half-eagle, and a few specimens prepared on this basis.

Nothing further was done, for in fact in the very next year gold disappeared from circulation and has so continued, until we are now on the eve of resuming its use. I have therefore thought it desirable, in order to give our gold coin greater security, to experiment still farther in this

line, and to this end experimental dies are being prepared for the half and quarter eagle denominations. The larger piece will be expanded to nearly the surface of the present eagle, and adjusted both to ordinary and metrical scales, viz, one inch or about twenty-six millimeters in diameter.

The smaller piece will be of the diameter of the present three-dollar piece, about four-fifths of an inch, or twenty millimeters.

These measures make the planchet so thin that sawing out the interior part would be a very critical, not to say impossible, feat, and not likely to pay for the labor. At the same time the coins would be thick enough at the raised border to be easily taken up by the fingers and stiff enough to resist bending.

The dimensions of our coins have never been a matter of legal enactment, and alteration could be made, if so desired, with the approval of the Secretary of the Treasury.

#### THE TRADE-DOLLAR.

The purpose for which the trade-dollar was instituted and the mode in which these coins were supplied by the mints are already well known, and it is unnecessary to advert in this report to that subject. It is sufficient to state that wherever they have been introduced in China they have met with a favorable reception and continue to grow in the estimation of the Chinese.

It is only in the southern ports, however, of the Chinese empire, that the people are familiarized with these coins; in the northern part they are as yet unknown. The extracts\* from reports made by the Hong-

\* The United States trade-dollar has been well received in China, and is eagerly welcomed in those parts of the country where the true value of the coin is known. It is a legal tender at the ports of Foochow and Canton in China, and also at Saigon and Singapore, and, although not legally current in this colony, it is anxiously sought after by the Chinese, and in the bazaars it is seldom to be purchased. In proof of the estimation in which the trade-dollar is held in the south of China, we need only state that the bulk of the direct exchange business between San Francisco and Hong-Kong (which is very considerable) is done in this coin, the natives preferring it to the Mexican dollar.

Late advices from San Francisco report that so great is the demand for trade-dollars for shipment to China, that the California mint is unequal to the task of turning out the coin fast enough to satisfy requirements. This is, in our estimation, evidence powerful enough to convince the most skeptical as to whether the United States trade-dollar has been a success or not. It is the best dollar we have ever seen here, and as there can be no doubt as to the standard and purity being maintained, it will become more popular day by day, and, we doubt not, ultimately find its way into the north of China, where the people are more prejudiced against innovation.

Trade-dollars are current by count at Singapore, Penang, Bangkok, and Saigon; they are current by weight at Swatow, Amoy, Foochow, and Canton. In Hong-Kong they are not a legal tender, and the banks will only take them from each other by special arrangement; but the Chinese take them freely in Hong-Kong when they want coin of any description, which is very seldom, as they prefer bank-notes, and only take coin from the banks when they require to export it from the colony. In the South of China, the Straits and Cochin China, the trade-dollar is well known and passes without comment along with the clean Mexican dollars, but in Shanghai and the northern ports it is unknown, and is not likely to be current for a length of time.

My opinion is that ultimately it will be current all over China; it is the best coin that ever has been imported, and, being produced at the fountain-head of silver, can be laid down more cheaply than any other dollar. The reliable character of the coin (for weight or purity) is a further consideration which must be favorably entertained.

China requires many millions of dollars annually, and while the clean Mexican dollar will be imported for the North of China, the trade-dollar will be imported for the South. I would roughly estimate that the San Francisco steamers will bring from four to six laes (four to six hundred thousand) of trade-dollars each fortnightly trip, all the year round. I base this estimate upon the experience of last season's requirements.

Kong and Shanghai Banking Corporation, and the Oriental Bank, two of the principal foreign banking companies, dated respectively January 30 and 31, 1877, as well as the dispatches from the United States legation in China and consuls at the various ports (contained in the appendix) establish satisfactorily the fact that the trade-dollar has proved beneficial to the Chinese, the American merchant, and the producer of silver. It has benefited the Chinese by giving them a coin of more uniform fineness and value and of better execution than any other current in their country; it has proved advantageous to the American merchant by furnishing him a coin more acceptable to his foreign customer and at a cheaper rate to himself; and the producer of silver has not only obtained a better price for his silver, but an increased demand for the same has been created.

So long as gold continued at a premium and silver bullion commanded a price sufficient to keep the bullion value of 420 grains of standard silver, together with the coinage charge for a trade-dollar, above the gold value of a United States legal-tender dollar note, there was no likelihood of trade-dollars finding their way into domestic circulation, at least not to any embarrassing extent; but when, from the appreciation of United States notes as compared with gold, and the decline in the value of silver, a trade-dollar added to its coinage charge became of less intrinsic value than the gold value of a dollar note, owners of silver bullion deposited the same at the mints for returns in trade-dollars, and placed them in circulation at a profit to themselves. This state of affairs first manifested itself in the latter part of 1877, and in October of that year the Secretary of the Treasury directed that the receipt of deposits of silver for coinage into trade-dollars should be discontinued at the coinage mints and at the assay office at New York.

In November of the same year an increased demand arose on the Pacific coast for trade-dollars for Chinese new-year settlements, and as it was alleged that the coins were required for export, the Secretary so far modified the former order for discontinuance as to authorize receipts at the Western mints for returns in these coins.

It subsequently transpired that trade-dollars manufactured under this authorization at the mint at San Francisco were not all shipped to China, but the larger portion were transported to the Mississippi Valley as well as to the Eastern States, and there placed in circulation; accordingly, on February 22, 1878, an order was issued for the final discontinuance of the receipt of deposits for returns in trade-dollars at the Western mints.

At the time of the order being issued to the Philadelphia mint and New York assay-office, October, 1877, there was due depositors for bullion previously deposited at those institutions 590,795 trade-dollars, and at the San Francisco mint at the date of the final order, February, 1878, 1,695,819 trade-dollars; the superintendent was instructed to settle for these deposits in trade-dollars, upon satisfactory evidence being given that the same would be exported, or, if the depositor preferred, he could receive his silver back in fine mint-bars. The bullion was accordingly coined, and settlement made with the depositors; the last coinage for this purpose being executed at Philadelphia in the beginning of December, 1877, and at San Francisco early in the ensuing April, since which time none have been coined.

At the mint at Carson no trade-dollars were due depositors for deposits made prior to the date of the order for discontinuance, and the coinage, therefore, ceased with the reception of the order.

The total amount of trade-dollars struck at the mints since the passage

of the act authorizing their coinage has been 35,959,360, and the total number exported, as shown by the returns of the United States customs collectors, has been 25,703,950, leaving a balance of 10,255,410, a considerable portion of which has found its way out of the country through Chinese returning to their own land. It is impossible to ascertain with any degree of accuracy what this last may amount to, but I estimate that during the past five years it would not fall far short of \$5,000,000, leaving about five and a quarter millions held by California banks and in circulation as money; about \$106,000 of this last amount has been melted as bullion at the mints.

The principal portion of trade-dollars now in circulation were coined since the passage of the act depriving them of their limited legal-tender quality, and they were manufactured for depositors with the distinct understanding that they were to be exported and not placed in domestic circulation; and it was also well understood that they had been deprived of their limited legal-tender character (to the extent of five dollars) by the act of July 22, 1876. The government, having received nothing whatever for executing these coins except the actual expense of coinage, is in no degree responsible for their redemption. It would not do to give them a legal-tender character, lest it should result in bringing back large amounts from other countries; nor would it be right to add a large per centage to the value of these coins by making them a legal tender or redeeming them in legal-tender money. If made a legal tender, the purposes of the act authorizing their coinage would be practically destroyed.

It appears from the dispatches of Minister Seward to the Department of State that all efforts to induce the Chinese Government to establish a mint have failed, and it is quite certain that that empire must depend on foreign coins, the use of which has been gradually increasing for some years past at the principal ports of the empire. It will be to our advantage to furnish these coins, so far as we can without detriment to our own money system, and the trade-dollar having attained such a favorable position in China, it would not appear to be advisable to repeal the law authorizing its coinage.

The Secretary of the Treasury possesses the power under existing laws to restrict this coinage to the actual export demand. Silver is the money standard of Oriental nations, and the extent of our silver producing territory justifies the belief that our production, together with the silver that our trade will naturally command from Mexico and South America, will, in the near future, be in excess of any probable demand for our coinage purposes, and we must look to China principally for a market for our surplus.

#### CIRCULATION OF THE MEXICAN SILVER DOLLAR.

After trade-dollars could no longer be procured to be placed in domestic circulation, money dealers and speculators imported Mexican silver dollars to a large extent, and placed them in circulation at par in the same manner as had previously been done with the trade-dollar. On these coins being offered on deposit or in payment at the banks and savings institutions by persons who had taken them at par, they were refused.

This was followed by the receipt at the Treasury Department of numerous letters from different parts of the country, in which the question was in almost all cases asked why the United States Treasury would



not receive these coins. To furnish accurate and uniform information upon the subject, as well as to protect the people as far as possible from the imposition practiced upon them, it was decided, after consultation with the Secretary, to issue a circular, in which should be plainly stated the fact that these coins were not a legal tender in the United States, and could be received only at the mints as bullion.

The trade-dollar, occupying the same position in respect to legal tender, was also referred to in the circular. The effect of this circular was to put an almost immediate stop to the placing of Mexican dollars in circulation in the United States.

#### DOMESTIC PRODUCTION OF GOLD AND SILVER.

All available means have been employed to ascertain as accurately as possible the domestic production of gold and silver, and the following are the estimates and actual returns which have been furnished of the outturn from the various States and Territories during the last fiscal year, the aggregate of which, however, appears to be somewhat below, in gold at least, the actual amount deposited at the mints.

Locality.	Gold.	Silver.	Total.
California .....	\$15,260,679	\$2,373,389	\$17,634,068
Nevada.....	19,546,513	28,130,350	47,676,863
Colorado.....	3,366,404	5,394,940	8,761,344
Montana.....	2,260,511	1,669,635	3,930,146
Idaho.....	1,150,000	200,000	1,350,000
Utah.....	392,000	5,208,000	5,600,000
Arizona.....	500,000	3,000,000	3,500,000
New Mexico.....	175,000	500,000	675,000
Oregon.....	1,000,000	100,000	1,100,000
Washington.....	300,000	25,000	325,000
Dakota.....	3,000,000	.....	3,000,000
Lake Superior.....	.....	100,000	100,000
North Carolina.....	150,000	.....	150,000
Georgia.....	100,000	.....	100,000
Other sources.....	25,000	25,000	50,000
Total.....	47,226,107	46,726,314	93,952,421

The returns from California, Nevada, Colorado, Montana, and Utah, the largest bullion-producing States and Territories in the country, have been compiled from reports made by the express companies and State officials, and for the other States and Territories from the best known and most reliable sources of information obtainable. A considerable amount of gold bullion, produced chiefly in California and Colorado, does not appear in the returns made by the express companies; in California being taken direct to the mint at San Francisco by the owners, and in Colorado being shipped from the State through private hands. I estimate that this would add to the gold product as above given of California at least \$2,500,000, and to that of Colorado \$500,000. These amounts added to the foregoing returns would bring the total gold production for the year to \$50,226,107, an estimate which I believe to be not far from the actual amount.

The records of the mints show that \$48,075,123.76 of domestic gold bullion was actually deposited, and the reports of the customs authorities exhibit \$205,319 of domestic bullion exported, thus leaving about \$2,000,000 of the estimated production of the country unaccounted for, an amount most likely consumed in manufactures and also held by private parties, particularly in the Black Hills region and other remote mining sections of the country.

The returns of silver as made by the express companies more nearly approximate the actual production of the respective States and Territories, as silver, from its greater bulk and weight, is not so readily transported by private parties as gold. A considerable amount is extracted, however, from ores shipped as freight and not by express.

During the fiscal year, \$28,795,195.80 of domestic silver was deposited at the mints or purchased by the government, and \$15,035,045 of the domestic production was exported in the form of bullion. At the close of the year a large amount was being held for higher prices by the principal producers on the Pacific coast (sold a short time afterward to the government), and this, together with the amount consumed in the arts and manufactures, probably in all about \$5,000,000, would bring the total domestic production of silver for the year to about \$49,000,000.

In view of the near approach to specie resumption and the placing of our currency upon a sound basis, it is very gratifying to know that during the past year the mines of the United States have added to the solid wealth of the country nearly one hundred millions of dollars in the precious metals, and that this large production is not only likely to continue, but probably will increase in the near future.

## MONEY STATISTICS.

In estimating the stock of gold and silver coin and bullion in the country, the principal difficulty encountered is to ascertain the amount consumed in the arts and manufactures. I estimate, however, that during the past year no greater amount of the precious metals has been thus consumed than during the previous year, and the estimate is sufficiently large to be a safe amount to deduct from the net amount on hand June 30, 1877, added to the year's production and excess of importations over exportations, in order to ascertain the net or available stock of coin and bullion on hand June 30, 1878.

Basing an estimate for the past fiscal year upon the estimate of the previous year, 1877, we have:

Amount of gold coin and bullion on hand June 30, 1877 .....	\$192, 720, 230
Add the product of the mines during the year, about .....	50, 000, 000
Importations .....	13, 330, 715
	<hr/>
	256, 050, 945
Deduct exportations .....	\$9, 197, 555
And probable amount used in arts and manufactures .....	2, 500, 000
	<hr/>
	11, 697, 575
Leaves a net balance of .....	244, 353, 390
as the amount of gold bullion and coin in the country June 30, 1878.	
The estimated amount of silver coin and bullion June 30, 1877 .....	\$50, 135, 628
Production of the past year .....	49, 000, 000
Importations .....	16, 490, 599
	<hr/>
	115, 626, 227
Deduct exportations .....	\$24, 535, 670
And probable amount used in arts and manufactures .....	3, 000, 000
	<hr/>
	27, 535, 670
Leaves a net balance of .....	88, 090, 557
as the stock of silver coin and bullion in the country June 30, 1878; a total of both gold and silver of \$332,443,947; an increase during the year of \$89,588,089.	

During the first quarter of the current fiscal year, July to September inclusive, the imports of gold exceeded the exports by \$225,485, and the

domestic production would probably reach \$15,000,000, that portion of the year being the season of greatest activity in gold-mining operations. It would be safe to add at least this last amount to the stock of gold coin and bullion in the country at the close of the fiscal year, making a total of \$259,353,390 September 30, 1878.

During the quarter the imports of silver exceeded the exports by \$1,036,096, and the domestic production may be placed at \$10,000,000, thus giving an addition of about \$11,000,000, or a total of \$99,090,557 as the stock of silver coin and bullion September 30, 1878.

The large excess of imports of silver over the amount exported during the quarter ended September 30, 1878, is due to the fact that the United States has been during that time a large buyer of domestic silver for the coinage of the dollar, and to the additional fact that, owing to the decline in the value of silver, United States fractional silver coins are returning in large quantities from the West India islands and South America, where they have been hitherto circulating at par, aggregating over \$1,000,000 within the three months mentioned.

#### THE COURSE OF SILVER BULLION.

At the date of the passage of the act authorizing the coinage of the dollar of 412½ grains, the price of bar-silver was about 55 pence per ounce, British standard. From that date, February 28 last, the price gradually declined until it reached 49½ pence, on the 17th of October; the price at the date of this report is 50½ pence.

From the foregoing it will be seen that the expectation entertained by many, that the remonetization of the silver dollar would be followed by an appreciation in the value of silver, has not as yet been realized. The causes of the decline in value during the present calendar year have been a very large decrease in the demand for export to India and China, the continued closure of the mints of the States of the Latin Monetary Union and of the Netherlands against the coinage of legal-tender silver coins, the use of irredeemable paper currency by Austria and Russia, and the readiness of the German Government to meet any fair market with free supplies, making a sale recently in London of £100,000 as low as 51¾ pence per ounce.

It will, of course, be readily understood that as long as the supply of silver is in excess of the demand there can be no permanent rise in value. An increased demand of any magnitude can only arise for India and China, or in the event of the resumption of the coinage of legal-tender silver coins by France, Belgium, and the Netherlands.

When the report of the United States Commissioners to the Paris International Monetary Convention shall have been received, we will be better able to form an opinion as to the probable action of France and other countries in reference to the opening of their mints to silver than we are with our present information.

While this complicated, uncertain, and unsatisfactory condition of affairs with reference to the relative value of gold and silver continues, it will require that the course to be pursued by the United States should be very cautious in respect to the issue of legal-tender silver coins in which silver is rated so much above its market value, if gold is to be retained as the principal money of payment and of commerce.

It should be added in this connection that while silver is the monetary standard of the Austro-Hungarian and Russian Empires, their more recent public loans have been made upon the gold basis, which will require their tariff duties to be collected in that metal. The foreign exchanges are likewise settled on the gold basis.

## ANNUAL SETTLEMENT, ETC.

The annual settlement of the accounts of the operative officers of the various mints, made at the close of the fiscal year, was in all respects highly satisfactory, the wastages having been unusually light.

The mints and assay-offices operated during the fiscal year upon \$105,094,400.29 in gold and silver bullion, and returned the same in the form of coin and bars, and, so far as the Director is informed, without a single complaint on the part of a depositor or seller of bullion or, in fact, of any person having business transactions with these institutions, and the bullion and ordinary expense accounts have been promptly rendered and settled according to law.

These results attest the skill and fidelity with which the mints and assay-offices are managed and conducted, and reflect credit upon all connected with the coinage.

The usual detailed statements of the various operations of the mints and assay-offices will be found in the appendix, together with information respecting the trade-dollar in China, quotations for silver bullion during the year, and reports from various mining sections of the country in reference to the present and probable future yield of the mines of precious metals, and for which I am under obligations to State and Territorial officials and others connected with the mining interests of their respective localities. I have, however, for obvious reasons, omitted the names of individual mines and mining companies.

My acknowledgments are especially due to my assistants and clerks for their faithful and efficient attention to their responsible duties.

I have the honor to be, very respectfully,

H. R. LINDERMAN,  
*Director of the Mint.*

Hon. JOHN SHERMAN,  
*Secretary of the Treasury.*

## APPENDIX.

---

- I. Deposits and purchases of bullion during the fiscal year.
- II. Coinage executed during the fiscal year.
- III. Bars manufactured during the fiscal year.
- IV. Deposits of gold and silver (including purchases of silver) of domestic production during the fiscal year.
- V. Total deposits and purchases of domestic bullion from the organization of the Mint.
- VI. Total coinage from the organization of the Mint.
- VII. Coinage and medal dies manufactured at the Mint at Philadelphia during the fiscal year.
- VIII. Medals struck at the Mint at Philadelphia during the fiscal year.
- IX. Medals and proof-sets sold during the fiscal year.
- X. Minor coins redeemed, reissued, and exchanged during the fiscal year.
- XI. Imports and exports of gold and silver coin and bullion during the fiscal year.
- XII. Weekly quotations for bar silver during the fiscal year.
- XIII. Coins of the United States, authority for coining, and changes in weight and fineness.
- XIV. The United States trade-dollar in China.
- XV. The Japanese trade-dollar.
- XVI. United States assay of Japanese "pyx" coins.
- XVII. Reduction in value of coins of Tunis.
- XVIII. Domestic bullion production.

## I.—Deposits and purchases of gold and silver bullion during the fiscal year ended June 30, 1878.

Description.	Mints.					Assay-offices.				Total.
	Philadelphia.	San Francisco.	Carson.	Denver.	New Orleans.	New York.	Boise.	Helena.	Charlotte.	
GOLD.										
Redeposits:										
Fine bars .....	\$11,852,438 54					\$57,129 00				\$11,909,567 54
Unparted mint bars .....	31,647 85					641,339 94				672,987 79
United States bullion gold of domestic production .....	290,541 92	\$38,184,974 40	\$737,719 85	\$352,166 28		8,092,098 23	\$60,725 03	\$331,460 51	\$25,437 54	48,075,123 76
United States coin .....	54,963 80	160 00				245,897 99				301,021 79
Foreign bullion .....	42,984 21	372,109 37				1,653,585 47				2,068,679 05
Foreign coin .....	11,464 31	175,491 83			\$2,376 46	1,127,128 49				1,316,461 09
Jewelers' bars .....	285,071 03				2,216 91	620,410 32			233 94	907,932 20
Total gold .....	12,569,111 66	38,732,735 60	737,719 85	352,166 28	4,593 37	12,437,589 44	60,725 03	331,460 51	25,671 48	65,251,773 22
SILVER.										
Redeposits:										
Fine bars .....	3,574,298 28					477,410 60				4,051,708 88
Unparted mint bars .....	6,171 05					198,624 02				204,795 07
United States bullion silver of domestic production .....	3,532,528 45	12,848,442 40	2,447,279 59	12,332 27		9,567,482 47	1,708 86	385,277 90	143 86	28,795,195 80
United States coin .....	6,360 06	12 93								6,372 99
Foreign bullion .....	5,116,482 82	643,434 78			179 73	478,181 30				6,238,278 63
Foreign coin .....	99,020 58	28,018 51			8,177 10	208,109 38				345,325 57
Jewelers' bars .....	78,271 85				5,603 97	119,533 81			40 50	203,450 13
Total silver .....	12,413,133 09	13,519,908 62	2,447,279 59	12,332 27	13,960 80	11,049,341 58	1,708 86	385,277 90	184 36	39,843,127 07
Total amount received and operated upon .....	24,982,244 75	52,252,644 22	3,184,999 44	364,498 55	18,554 17	23,486,931 02	62,433 89	716,738 41	25,855 84	105,094,900 29
Less redeposits:										
Gold .....	11,884,086 39					698,468 94				12,582,555 33
Silver .....	3,580,469 33					676,034 62				4,256,503 95
Total redeposits .....	15,464,555 72					1,374,503 56				16,839,059 28
Total deposits and purchases .....	9,517,689 03	52,252,644 22	3,184,999 44	364,498 55	18,554 17	22,112,427 46	62,433 89	716,738 41	25,855 84	88,255,841 01

II.—Coinage executed during the fiscal year ended June 30, 1878.

Denomination.	Mint at Philadelphia.		Mint at San Francisco.		Mint at Carson.		Total.	
	Pieces.	Value.	Pieces.	Value.	Pieces.	Value.	Pieces.	Value.
<b>GOLD.</b>								
Double-eagles .....	494,765	\$9,895,300 00	2,037,000	\$40,740,000 00	38,552	\$771,040 00	2,570,317	\$51,406,340 00
Eagles .....	717	7,170 00	11,500	115,000 00	3,332	33,320 00	15,549	155,490 00
Half-eagles .....	105,072	525,360 00	20,200	101,000 00	12,464	62,320 00	137,736	688,680 00
Three dollars .....	45,950	137,850 00	.....	.....	.....	.....	45,950	137,850 00
Quarter-eagles .....	180,160	325,400 00	33,400	83,500 00	.....	.....	163,560	408,900 00
Dollars .....	1,720	1,720 00	.....	.....	.....	.....	1,720	1,720 00
Total gold .....	778,384	10,892,800 00	2,102,100	41,039,500 00	54,348	866,680 00	2,934,832	52,798,980 00
<b>SILVER.</b>								
Trade-dollars .....	2,386,010	2,386,010 00	8,582,000	8,582,000 00	410,000	410,000 00	11,378,010	11,378,010 00
Dollars .....	4,907,500	4,907,500 00	2,552,000	2,552,000 00	1,114,000	1,114,000 00	8,573,500	8,573,500 00
Half-dollars .....	4,598,510	2,299,255 00	3,052,000	1,526,000 00	100,000	50,000 00	7,750,510	3,875,255 00
Quarter-dollars .....	7,052,110	1,763,027 50	4,520,000	1,130,000 00	3,240,000	810,000 00	14,812,110	3,703,027 50
Twenty cents .....	710	142 00	.....	.....	.....	.....	710	142 00
Dimes .....	4,538,910	453,891 00	780,000	78,000 00	2,290,000	229,000 00	7,608,910	760,891 00
Total silver .....	23,483,750	11,809,825 50	19,486,000	13,868,000 00	7,154,000	2,613,000 00	50,123,750	28,290,825 50
<b>MINOR.</b>								
Five cents .....	1,600	80 00	.....	.....	.....	.....	1,600	80 00
Three cents .....	1,600	48 00	.....	.....	.....	.....	1,600	48 00
One cent .....	3,056,600	30,566 00	.....	.....	.....	.....	3,056,600	30,566 00
Total minor .....	3,059,800	30,694 00	.....	.....	.....	.....	3,059,800	30,694 00
Total coinage .....	27,321,934	22,733,319 50	21,588,100	54,907,500 00	7,208,348	3,479,680 00	56,118,382	81,120,499 50

III.—Bars manufactured during the fiscal year ended June 30, 1878.

Description.	Mints.					Assay offices.				Total.
	Philadelphia.	San Francisco.	Carson.	Denver.	New Orleans.	New York.	Boise.	Helena.	Charlotte.	
GOLD.										
Fine bars .....	\$61,753 83					\$7,391,161 63				\$7,452,915 46
Mint bars .....						4,270,756 76				4,270,756 76
Unparted bars .....				\$355,095 56	\$4,593 37		\$61,433 09	\$331,460 51	\$25,671 48	778,254 01
Total gold .....	61,753 83			355,095 56	4,593 37	11,661,918 39	61,433 09	331,460 51	25,671 48	12,501,926 23
SILVER.										
Fine bars .....	101,739 26	\$14,889 86	\$171,379 07			11,037,682 10				11,325,690 29
Mint bars .....						32,476 69				32,476 69
Standard bars .....						87,928 29				87,928 29
Unparted bars .....				7,712 09	13,960 80		1,155 45	385,277 90	184 36	408,290 60
Total silver .....	101,739 26	14,889 86	171,379 07	7,712 09	13,960 80	11,158,087 08	1,155 45	385,277 90	184 36	11,854,385 87
Total gold and silver .....	163,493 09	14,889 86	171,379 07	362,807 65	18,554 17	22,820,005 47	62,588 54	716,738 41	25,855 84	24,356,312 10



IV.—Deposits of gold of domestic production during the fiscal year ended June 30, 1878.

Locality.	Mints.					Assay offices.				Total.
	Philadelphia.	San Francisco.	Carsop.	Denver.	New Orleans.	New York.	Boise.	Helena.	Charlotte.	
Alabama	\$612 63					\$1,150 97				\$1,763 00
Alaska		\$3,075 40								3,075 40
Arizona	\$1,397 64	180,270 89				16,035 92				197,704 45
California	150 50	7,921,291 35				741,562 85				8,663,004 70
Colorado	21,152 52			\$317,859 23		2,149,041 83			\$65 32	2,488,118 90
Dakota	103,569 36	4,768 85		13,058 38		1,698,610 24				1,820,006 83
Georgia	41,379 56					34,879 52				76,259 08
Idaho	1,678 28	363,416 51				434,164 47	\$59,718 65			858,977 91
Montana	5,280 38	29,409 55				1,607,988 00		\$313,383 83		1,956,061 76
Nebraska						9,748 31				9,748 31
Nevada	5,364 87	25,301 90	\$737,719 85			735,144 27				1,503,530 89
New Mexico				20,874 37		79,093 68				99,968 05
North Carolina	46,054 67					5,199 17			28,868 88	75,122 72
Oregon	4,323 20	463,395 31				2,403 59	112 65			470,234 75
South Carolina	486 05					105 11			1,503 84	2,094 50
Tennessee	203 31					110 25				313 56
Utah	227 31	17,738 14				47,596 98				65,562 43
Virginia	7,198 61					175 59				7,374 20
Washington Territory		26,338 56								26,338 56
Wyoming Territory	13,028 14			369 57		39,523 31				52,923 02
Refined bullion		28,291,517 22								28,291,517 22
Parted from silver	9,766 45	858,450 72				489,562 17				1,357,779 34
Contained in silver				4 73			893 73	18,076 68		18,975 14
Other sources	28,668 44									28,668 44
<b>Total</b>	<b>290,541 92</b>	<b>38,184,974 40</b>	<b>737,719 85</b>	<b>352,166 28</b>		<b>8,092,098 23</b>	<b>60,725 03</b>	<b>331,460 51</b>	<b>25,437 54</b>	<b>48,075,123 76</b>
<b>DEPOSITS AND PURCHASES OF SILVER.</b>										
Arizona		244,869 60				962 87				245,832 47
California		146,412 35								146,412 35
Colorado	94,037 95			7,747 48		4,100,958 49			65	4,202,744 57
Idaho	59 52	44,414 32				35,839 36	272 03			80,585 23
Lake Superior	2,643 23					66,669 04				69,312 27
Montana		24,600 77				465,869 69		381,642 79		872,113 25
Nevada	2,124,064 20	5,058,098 80	2,447,379 59			2,529,766 86				12,159,209 45
New Mexico						365,169 10				365,169 10
North Carolina									141 69	141 69
South Carolina									1 52	1 52
Utah	29,505 96	127,983 16				1,906,756 95				2,064,246 07
Refined bullion		6,118,858 78								6,118,858 78
Parted from gold	11,886 62	74,629 70				85,490 11				182,006 43

IV.—*Deposits of gold of domestic production during the fiscal year ended June 30, 1878—Continued.*

Locality.	Mints.					Assay offices.				Total.
	Philadelphia.	San Francisco.	Carson.	Denver.	New Orleans.	New York.	Boise.	Helena.	Charlotte.	
Contained in gold.....				\$4,584 79			\$1,436 83	\$3,635 11		\$9,656 73
Other sources.....	\$1,270,330 97	\$1,008,574 92								2,278,905 89
Total.....	3,532,528 45	12,848,442 40	\$2,447,270 59	12,332 27		\$9,567,482 47	1,708 86	385,277 90	\$143 86	28,795,195 80
Total gold and silver.....	3,823,070 37	51,033,416 80	3,184,999 44	364,498 55		17,659,580 70	62,433 89	716,738 41	25,581 40	76,870,319 56

V.—Gold and silver of domestic production deposited at the mints and assay-offices from their organization to the close of the fiscal year ended June 30, 1878.

Locality.	Gold.	Silver.	Total.
Alabama.....	\$217, 233 31		\$217, 233 31
Alaska.....	22, 852 89		22, 852 89
Arizona.....	1, 935, 631 90	\$586, 677 96	2, 522, 309 86
California.....	686, 506, 692 69	1, 246, 962 77	687, 753, 655 46
Colorado.....	29, 984, 158 59	15, 846, 879 20	45, 831, 037 79
Dakota.....	2, 289, 835 58		2, 289, 835 58
Georgia.....	7, 527, 850 91	403 83	7, 528, 254 74
Idaho.....	22, 815, 440 52	504, 938 83	23, 320, 379 35
Iowa.....	192 58	468 00	660 58
Kansas.....	956, 859 10		956, 859 10
Lake Superior.....		2, 524, 919 46	2, 524, 919 46
Maryland.....	402.12		402 12
Massachusetts.....		917 56	917 56
Michigan.....		1, 196 87	1, 196 87
Montana.....	45, 007, 147 50	2, 004, 468 07	47, 011, 615 57
Nebraska.....	46, 832 56	749, 730 71	796, 563 27
Nevada.....	12, 108, 589 64	61, 208, 123 45	73, 316, 713 09
New Hampshire.....	10, 299.00		10, 299 00
New Mexico.....	1, 388, 672 01	1, 479, 469 64	2, 868, 141 65
North Carolina.....	10, 445, 614 90	44, 885 02	10, 490, 499 92
Oregon.....	14, 256, 106 92	3, 232 12	14, 259, 339 04
South Carolina.....	1, 384, 550 24	4 45	1, 384, 554 69
Tennessee.....	80, 565 99		80, 565 99
Utah.....	357, 484 95	7, 387, 783 29	7, 745, 268 24
Vermont.....	10, 800 41		10, 800 41
Virginia.....	1, 648, 718 09		1, 648, 718 09
Washington Territory.....	153, 051 71		153, 051 71
Wyoming Territory.....	672, 389 92	11, 793 86	684, 183 78
Refined bullion.....	164, 249, 543 32	32, 979, 229 39	197, 228, 772 71
Parted from silver.....	11, 130, 710 89		11, 130, 710 89
Contained in silver.....	9, 321, 107 50		9, 321, 107 50
Parted from gold.....		6, 407, 879 01	6, 407, 879 01
Contained in gold.....		512, 472 90	512, 472 90
Other sources.....	10, 019, 658 90	4, 851, 691 07	14, 871, 349 97
Total.....	1, 084, 548, 994 64	138, 354, 127 46	1, 172, 903, 122 10

VI.—Statement of coinage from the organization of the Mint to the close of the fiscal year ended June 30, 1878.

GOLD COINAGE.

Period.	Double-eagles.	Eagles.	Half-eagles.	Quarter-eagles.	Three dollars.	Dollars.
1793 to 1795.....		\$27, 950	\$43, 535			
1796.....		69, 340	30, 980	\$2, 407 50		
1797.....		83, 230	18, 045	2, 147 50		
1798.....		79, 740	124, 335	1, 535 00		
1799.....		174, 830	37, 255	1, 200 00		
1800.....		259, 650	58, 110			
1801.....		292, 540	130, 030			
1802.....		150, 900	265, 890	6, 530 00		
1803.....		89, 790	167, 530	1, 057 50		
1804.....		97, 950	152, 375	8, 317 50		
1805.....			165, 915	4, 452 50		
1806.....			320, 465	4, 040 00		
1807.....			420, 465	17, 030 00		
1808.....			277, 890	6, 775 00		
1809.....			169, 375			
1810.....			501, 435			
1811.....			497, 905			
1812.....			290, 435			
1813.....			477, 140			
1814.....			77, 270			
1815.....			3, 175			
1816.....						
1817.....						
1818.....			242, 940			
1819.....			258, 615			
1820.....			1, 319, 030			
1821.....			173, 205	16, 120 00		
1822.....			88, 980			
1823.....			72, 425			
1824.....			86, 700	6, 500 00		
1825.....			145, 300	11, 085 00		

## VI.—Statement of coinage from the organization of the Mint, &amp;c.—Continued.

Period.	Double-eagles.	Eagles.	Half-eagles.	Quarter-eagles.	Three dollars.	Dollars.
1826.....			\$90,345	\$1,900 00		
1827.....			124,565	7,000 00		
1828.....			140,145			
1829.....			287,210	8,507 50		
1830.....			631,755	11,350 00		
1831.....			702,970	11,300 00		
1832.....			787,435	11,000 00		
1833.....			968,150	10,400 00		
1834.....			3,660,845	293,425 00		
1835.....			1,857,670	328,505 00		
1836.....			2,765,735	1,369,965 00		
1837.....			1,035,605	112,700 00		
1838.....		\$72,000	1,600,285	137,310 00		
1839.....		382,480	802,745	170,660 00		
1840.....		473,380	1,048,360	153,562 50		
1841.....		656,310	380,725	54,562 50		
1842.....		1,089,070	655,330	89,770 00		
1843.....		2,506,240	4,275,425	1,327,132 50		
1844.....		1,250,610	4,088,275	89,345 00		
1845.....		738,530	2,743,640	276,277 50		
1846.....		1,018,750	2,736,155	279,272 50		
1847.....		14,337,640	5,401,685	482,060 00		
1848.....		1,813,340	1,863,560	98,612 50		
1849.....		6,775,180	1,184,645	111,147 50		\$936,789
1850.....	\$26,225,220	3,489,510	860,160	895,547 50		511,301
1851.....	48,043,100	4,393,280	2,651,955	3,867,337 50		3,658,820
1852.....	44,860,520	2,811,060	3,689,635	3,283,827 50		2,201,145
1853.....	26,646,520	2,522,530	2,305,095	3,519,615 00		4,384,149
1854.....	18,052,340	2,305,760	1,513,195	1,896,397 50	\$491,214	1,657,012
1855.....	24,636,820	1,487,010	1,257,090	600,700 00	171,465	824,883
1856.....	30,277,560	1,484,900	1,751,665	1,213,117 50	181,530	1,788,996
1857.....	14,056,300	129,160	673,610	320,465 00	38,496	593,532
1858.....	28,038,880	629,900	772,775	515,632 50	66,177	230,361
1859.....	16,236,720	146,000	406,710	213,010 00	34,572	259,065
1860.....	15,458,800	342,130	361,145	128,980 00	61,206	93,215
1861.....	59,316,420	552,050	452,590	338,440 00	18,216	15,521
1862.....	36,247,500	972,990	3,287,160	3,208,122 50	17,355	1,799,259
1863.....	20,387,720	126,580	117,010	62,475 00	117	1,950
1864.....	21,465,640	85,800	51,500	23,185 00	16,470	6,750
1865.....	24,879,600	93,750	86,075	30,502 50	10,065	7,225
1866.....	27,494,900	376,100	300,750	122,975 00	12,090	7,130
1867.....	27,925,400	51,150	154,475	73,062 50	7,875	5,225
1868.....	17,705,800	155,500	153,750	74,125 00	14,700	10,550
1869.....	21,270,500	209,850	228,925	105,862 50	7,575	5,925
1870.....	22,018,480	89,130	94,625	35,137 50	10,605	9,935
1871.....	20,919,240	163,250	158,625	53,400 00	4,020	3,940
1872.....	19,798,500	254,600	243,700	72,575 00	6,090	1,030
1873.....	34,765,500	204,650	237,525	39,062 50	75	2,525
1874.....	48,283,900	383,480	809,780	516,150 00	125,460	323,920
1875.....	32,748,140	599,840	203,655	2,250 00	60	20
1876.....	37,896,720	153,610	71,800	53,052 50	135	3,645
1877.....	43,941,700	56,200	67,835	5,780 00	4,464	2,220
1878.....	51,406,340	155,490	688,680	137,850 00	408,900	1,720
Total.....	861,004,780	56,862,710	70,101,495	26,933,600 00	1,708,932	19,346,158

VI.—Statement of coinage from the organization of the Mint, &c.—Continued.

Period.	Trade-dollars.	Dollars.	Half-dollars.	Quarter-dollars.	Twenty-cents.	Dimes.	Half-dimes.	Three-cents.
1793 to 1795 .....		\$204, 791	\$161, 572 00				\$4, 320 80	
1796 .....		72, 920	1, 959 00	\$1, 473 50		\$2, 213 50	511 50	
1797 .....		7, 776		63 00		2, 526 10	2, 226 35	
1798 .....		327, 536				2, 755 00		
1799 .....		423, 515						
1800 .....		220, 920						
1801 .....		54, 454	15, 144 50			2, 176 00	1, 200 00	
1802 .....		41, 650	14, 945 00			3, 464 00	1, 695 50	
1803 .....		66, 064	15, 857 50			1, 097 50	650 50	
1804 .....		19, 570	78, 259 50	1, 684 50		3, 304 00	1, 892 50	
1805 .....		321	105, 861 00	30, 348 50		826 50		
1806 .....			419, 788 00	51, 531 00		12, 078 00	780 00	
1807 .....			525, 788 00	55, 160 75				
1808 .....			684, 300 00			16, 500 00		
1809 .....			702, 905 00					
1810 .....			638, 138 00			4, 471 00		
1811 .....			601, 822 00			635 50		
1812 .....			814, 029 50			6, 518 00		
1813 .....			620, 951 50					
1814 .....			519, 537 50			42, 150 00		
1815 .....				17, 308 00				
1816 .....			23, 575 00	5, 000 75				
1817 .....			607, 783 50					
1818 .....			980, 161 00	90, 293 50				
1819 .....			1, 104, 000 00	36, 000 00				
1820 .....			375, 561 00	31, 861 00		94, 258 70		
1821 .....			652, 898 50	54, 212 75		118, 651 20		
1822 .....			779, 786 50	16, 020 00		10, 000 00		
1823 .....			847, 100 00	4, 450 00		44, 000 00		
1824 .....			1, 752, 477 00					
1825 .....			1, 471, 583 00	42, 000 00		51, 000 00		
1826 .....			2, 002, 090 00					
1827 .....			2, 746, 700 00	1, 000 00		121, 500 00		
1828 .....			1, 537, 600 00	25, 500 00		12, 500 00		
1829 .....			1, 856, 078 00			77, 000 00	61, 500 00	
1830 .....			2, 382, 400 00			51, 000 00	62, 000 00	
1831 .....			2, 936, 830 00	99, 500 00		77, 135 00	62, 135 00	
1832 .....			2, 398, 500 00	80, 000 00		52, 250 00	48, 250 00	
1833 .....			2, 605, 000 00	39, 000 00		48, 500 00	68, 500 00	
1834 .....			3, 206, 062 00	71, 500 00		63, 500 00	74, 000 00	
1835 .....			2, 676, 065 00	488, 000 00		141, 000 00	138, 000 00	
1836 .....		1, 000	3, 273, 100 00	118, 000 00		119, 000 00	95, 000 00	
1837 .....			1, 814, 910 00	63, 100 00		104, 200 00	113, 800 00	
1838 .....			1, 773, 000 00	208, 000 00		239, 493 00	112, 750 00	
1839 .....		300	1, 717, 280 50	122, 766 50		229, 471 50	106, 457 50	

VI.—Statement of coinage from the organization of the Mint, &c.—Continued.

Period.	Trade-dollars.	Dollars.	Half-dollars.	Quarter-dollars.	Twenty-cents.	Dimes.	Half-dimes.	Three-cents.
1840.....		\$61,005	\$1,145,054 00	\$153,331 75		\$253,358 00	\$113,954 25	
1841.....		173,000	355,500 00	143,000 00		363,000 00	98,250 00	
1842.....		184,618	1,484,882 00	214,250 00		390,750 00	58,250 00	
1843.....		165,100	3,056,000 00	403,400 00		152,000 00	58,250 00	
1844.....		20,000	1,885,500 00	290,300 00		7,250 00	32,500 00	
1845.....		24,500	1,341,500 00	230,500 00		198,500 00	78,200 00	
1846.....		169,600	2,257,000 00	127,500 00		3,130 00	1,350 00	
1847.....		140,750	1,870,000 00	280,500 00		24,500 00	63,700 00	
1848.....		15,000	1,880,000 00	36,500 00		45,150 00	63,400 00	
1849.....		62,600	1,781,000 00	85,000 00		113,900 00	72,450 00	
1850.....		47,500	1,341,500 00	150,700 00		244,150 00	82,250 00	
1851.....		1,300	301,375 00	62,000 00		142,650 00	82,050 00	\$185,022 00
1852.....		1,100	110,565 00	68,265 00		196,550 00	63,025 00	559,905 00
1853.....		46,110	2,430,354 00	4,186,555 00		1,327,301 00	785,251 00	\$42,000 00
1854.....		33,140	4,111,000 00	3,466,000 00		624,000 00	365,000 00	20,130 00
1855.....		26,000	2,284,725 00	861,350 00		207,500 00	117,500 00	4,170 00
1856.....		63,500	1,903,500 00	2,129,500 00		696,000 00	299,000 00	43,740 00
1857.....		94,000	114,000 00	583,000 00		489,000 00	197,000 00	
1858.....			4,430,000 00	3,019,750 00		226,000 00	327,000 00	37,980 00
1859.....		288,500	4,005,500 00	1,428,000 00		229,000 00	195,000 00	41,400 00
1860.....		600,530	1,627,400 00	330,450 00		98,600 00	96,500 00	16,440 00
1861.....		559,900	959,650 00	771,550 00		167,300 00	139,850 00	7,950 00
1862.....		1,750	1,785,425 00	730,937 50		158,405 00	117,627 50	18,256 50
1863.....		31,400	983,630 00	113,965 00		34,071 00	8,223 00	2,803 80
1864.....		23,170	483,985 00	22,492 50		14,037 00	4,518 50	11 10
1865.....		32,900	553,100 00	27,650 00		17,160 00	4,880 00	618 00
1866.....		58,550	579,525 00	9,712 50		21,065 00	10,732 50	679 50
1867.....		57,000	897,450 00	18,175 00		13,670 00	435 00	141 00
1868.....		54,800	946,750 00	37,475 00		73,315 00	24,290 00	120 00
1869.....		231,350	561,675 00	23,137 50		23,905 00	527 50	151 50
1870.....		588,308	1,009,375 00	23,047 50		98,185 00	48,222 50	115 50
1871.....		657,929	1,242,771 00	29,971 75		10,707 50	14,396 25	129 75
1872.....		1,112,961	1,486,492 50	55,096 25		222,471 50	152,751 75	61 05
1873.....		977,150	1,199,775 00	174,362 50		419,040 00	175,442 50	25 50
1874.....	\$3,588,900		1,438,930 00	458,515 50		497,255 80		
1875.....	5,697,500		2,853,500 00	623,950 00	\$5,858 00	889,560 00		
1876.....	6,132,050		4,985,525 00	4,106,262 50	263,560 00	3,639,105 00		
1877.....	9,162,900		9,746,350 00	7,584,175 00	1,440 00	2,055,070 00		
1878.....	11,378,010	8,573,500	3,875,255 00	3,703,027 50	142 00	760,891 00		
Total.....	35,959,360	16,619,338	122,744,795 50	38,477,149 00	271,000 00	16,902,677 30	4,906,946 90	1,281,850 20

## VI.—Statement of coinage from the organization of the Mint, &amp;c.—Continued.

18 F Period.	Minor coinage.					Total coinage.			
	Five-cents.	Three-cents.	Two-cents.	Cents.	Half-cents.	Gold.	Silver.	Minor.	Total.
1793 to 1795				\$10,660 33	\$712 67	\$71,485 00	\$370,683 80	\$11,373 00	\$453,541 80
1796				9,747 00	577 40	102,727 50	79,077 50	10,324 40	192,129 40
1797				8,975 10	535 24	103,422 50	12,591 45	9,510 34	125,524 29
1798				9,797 00		205,610 00	330,291 00	9,797 00	545,698 00
1799				9,045 85	60 83	213,285 00	423,515 00	9,106 68	645,906 68
1800				28,221 75	1,057 65	317,760 00	224,296 00	29,279 40	571,335 40
1801				13,628 37		422,570 00	74,758 00	13,628 37	510,956 37
1802				34,351 00	71 83	423,310 00	58,343 00	34,422 83	516,075 83
1803				24,713 53	489 50	258,377 50	87,118 00	25,203 03	370,698 53
1804				7,568 38	5,276 56	258,642 50	100,340 50	12,844 94	371,827 94
1805				9,411 16	4,072 32	170,367 50	149,388 50	13,483 48	333,239 48
1806				3,480 00	1,780 00	324,505 00	471,319 00	5,260 00	801,084 00
1807				7,272 21	2,380 00	437,495 00	597,448 75	9,652 21	1,044,595 96
1808				11,090 00	2,000 00	284,665 00	684,300 00	13,090 00	982,055 00
1809				2,228 67	5,772 86	169,375 00	707,376 00	8,001 53	884,752 53
1810				14,585 00	1,075 00	501,435 00	638,773 50	15,660 00	1,155,868 50
1811				2,180 25	315 70	497,905 00	608,340 00	2,495 95	1,108,740 95
1812				10,755 00		290,435 00	814,029 50	10,755 00	1,115,219 50
1813				4,180 00		477,140 00	620,951 50	4,180 00	1,102,271 50
1814				3,578 30		77,270 00	561,687 50	3,578 30	642,535 80
1815						3,175 00	17,308 00		20,483 00
1816				28,209 82			28,575 75	28,209 82	56,785 57
1817				39,484 00			607,783 50	39,484 00	647,267 50
1818				31,670 00		242,940 00	1,070,454 50	31,670 00	1,345,064 50
1819				26,710 00		258,615 00	1,140,000 00	26,710 00	1,425,325 00
1820				44,075 50		1,319,030 00	501,680 70	44,075 50	1,864,786 20
1821				3,890 00		189,325 00	825,762 45	3,890 00	1,018,977 45
1822				20,723 39		88,980 00	805,806 50	20,723 39	915,509 89
1823						72,425 00	895,550 00		967,975 00
1824				12,620 00		93,200 00	1,752,477 00	12,620 00	1,858,297 00
1825				14,611 00	315 00	156,385 00	1,564,583 00	14,926 00	1,735,894 00
1826				15,174 25	1,170 00	92,245 00	2,002,090 00	16,344 25	2,110,679 25
1827				23,577 32		131,565 00	2,869,200 00	23,577 32	3,024,342 32
1828				22,606 24	3,030 00	140,145 00	1,575,600 00	25,636 24	1,741,381 24
1829				14,145 00	2,435 00	295,717 50	1,994,578 00	16,580 00	2,306,875 50
1830				17,115 00		643,105 00	2,495,400 00	17,115 00	3,155,620 00
1831				33,592 60	11 00	714,270 00	3,175,600 00	33,603 60	3,923,473 60
1832				23,620 00		798,435 00	2,579,000 00	23,620 00	3,401,055 00
1833				27,390 00	770 00	978,550 00	2,759,000 00	28,160 00	3,765,710 00
1834				18,551 00	600 00	3,954,270 00	3,415,002 00	19,151 00	7,388,423 00
1835				38,784 00	705 00	2,186,175 00	3,443,003 00	39,489 00	5,668,667 00
1835				21,110 00	1,990 00	4,135,700 00	3,606,100 00	23,100 00	7,764,900 00

## VI.—Statement of coinage from the organization of the Mint, &amp;c.—Continued.

Period.	Minor coinage.					Total coinage.			
	Five-cents.	Three-cents.	Two-cents.	Cents.	Half-cents.	Gold.	Silver.	Minor.	Total.
1837				\$55,583 00		\$1,148,305 00	\$2,096,010 00	\$55,583 00	\$3,299,898 00
1838				63,702 00		1,809,595 00	2,333,243 00	63,702 00	4,206,540 00
1839				31,286 61		1,355,885 00	2,176,296 00	31,286 61	3,563,467 61
1840				24,627 00		1,675,302 50	1,726,703 00	24,627 00	3,426,632 50
1841				15,973 67		1,091,597 50	1,132,750 00	15,973 67	2,240,321 17
1842				23,833 90		1,834,170 00	2,332,750 00	23,833 90	4,190,753 90
1843				24,283 20		8,108,797 50	3,894,750 00	24,283 20	11,967,830 70
1844				23,987 52		5,428,230 00	2,235,550 00	23,987 52	7,687,767 52
1845				38,948 04		3,756,447 50	1,873,200 00	38,948 04	5,668,595 54
1846				41,208 00		4,034,177 50	2,558,580 00	41,208 00	6,633,965 50
1847				61,836 69		20,221,385 00	2,379,450 00	61,836 69	22,662,671 69
1848				64,157 99		3,775,512 50	2,040,050 00	64,157 99	5,879,720 49
1849				41,785 00	\$199 32	9,007,761 50	2,114,950 00	41,984 32	11,164,695 82
1850				44,268 44	199 06	31,981,738 50	1,866,100 00	44,467 50	33,892,306 00
1851				98,897 07	738 36	62,614,492 50	774,397 00	99,635 43	63,488,524 93
1852				50,630 94		56,846,187 50	999,410 00	50,630 94	57,806,228 44
1853				66,411 31	648 47	39,377,909 00	9,077,571 00	67,059 78	48,522,539 78
1854				42,361 56	276 79	25,915,918 50	8,619,270 00	42,638 35	34,577,826 85
1855				15,748 29	282 50	28,877,968 00	3,501,245 00	16,030 79	32,495,243 79
1856				26,904 63	202 15	36,607,768 50	5,135,240 00	27,106 78	41,860,115 28
1857				63,334 56	175 90	15,811,563 00	1,477,000 00	63,510 46	17,352,073 46
1858				234,000 00		30,253,725 50	8,040,730 00	234,000 00	38,528,455 50
1859				307,000 00		17,296,077 00	6,187,400 00	307,000 00	23,790,477 00
1860				342,000 00		16,445,476 00	2,769,920 00	342,000 00	19,557,396 00
1861				101,660 00		60,693,237 00	2,605,700 00	101,660 00	63,400,597 00
1862				116,000 00		45,532,386 50	2,812,401 50	116,000 00	48,460,788 00
1863				478,450 00		20,695,852 00	1,174,092 80	478,450 00	22,348,394 80
1864			\$96,450 00	427,350 00		21,649,345 00	548,214 10	463,800 00	22,661,359 10
1865		\$105,930 00	535,600 00	541,800 00		25,107,217 50	636,308 00	1,193,330 00	26,926,855 50
1866	\$86,240 00	270,270 00	122,980 00	187,080 00		28,313,945 00	680,264 50	646,570 00	29,640,779 50
1867	1,562,500 00	133,410 00	69,880 00	113,750 00		28,217,187 50	986,871 00	1,879,540 00	31,083,598 50
1868	1,445,100 00	108,390 00	61,330 00	98,565 00		18,114,425 00	1,136,750 00	1,713,385 00	20,964,560 00
1869	1,101,250 00	64,380 00	34,615 00	78,810 00		21,828,637 50	840,746 50	1,279,055 00	23,948,439 00
1870	487,500 00	42,690 00	22,890 00	58,365 00		22,257,312 50	1,767,253 50	611,445 00	24,636,011 00
1871	171,950 00	27,630 00	22,165 00	62,075 00		21,302,475 00	1,955,905 25	283,760 00	23,542,140 25
1872	89,200 00	18,330 00	6,170 00	9,320 00		20,376,495 00	3,029,834 05	123,020 00	23,529,349 05
1873	352,400 00	34,320 00		107,330 00		35,249,337 50	2,945,795 50	494,050 00	38,699,183 00
1874	244,350 00	29,640 00		137,935 00		50,442,690 00	5,983,601 30	411,925 00	56,838,216 30
1875	94,650 00	12,540 00		123,185 00		33,553,965 00	10,070,368 00	230,375 00	43,854,708 00
1876	132,700 00	7,560 00		120,090 00		33,178,962 50	19,126,502 50	260,350 00	57,565,815 00
1877	25,250 00			36,915 00		44,078,199 00	28,549,935 00	62,165 00	72,690,299 00
1878	80 00	48 00		30,566 00		52,798,980 00	28,290,825 50	30,694 00	81,120,499 50
Total	5,773,170 00	855,138 00	912,020 00	5,335,143 44	39,926 11	1,035,958,675 00	237,163,116 90	12,915,397 55	1,286,037,189 45



VII.—Coinage and medal dies manufactured at the United States mint at Philadelphia during the fiscal year ended June 30, 1878.

Denomination.	Philadel- phia.	San Fran- cisco.	Carson.	Total.
For gold coinage:				
Double-eagle .....	58	46	50	154
Eagle .....	2	12	10	24
Half-eagle .....	7	8	6	21
Three-dollar .....	1	2	.....	3
Quarter-eagle .....	6	8	.....	14
One-dollar .....	59	.....	.....	59
Total .....	133	76	66	275
For silver coinage:				
Standard dollar .....	92	192	100	384
Trade-dollar .....	32	225	92	349
Half-dollar .....	92	85	56	233
Quarter-dollar .....	87	28	56	171
Dime .....	41	46	60	147
Total .....	344	576	364	1,284
For minor coinage:				
Five-cent .....	5	.....	.....	5
Three-cent .....	4	.....	.....	4
One-cent .....	45	.....	.....	45
Total .....	54	.....	.....	54
Total coinage dies .....	531	652	430	1,613

Total number of dies.

Gold coinage .....	275
Silver coinage .....	1,284
Minor coinage .....	54
Experimental dies .....	23
Specimen dies .....	18
Valley Forge Centennial .....	2
President Hayes .....	2
Life-saving medal .....	2
McDonough's victory (reproduction) .....	2
Annual assay .....	1
Total .....	1,663

VIII.—Medals manufactured at the United States mint at Philadelphia during the fiscal year ended June 30, 1878.

Name.	Gold.	Silver.	Bronze.
American University .....	6	.....	.....
Adams Academy .....	1	.....	1
Amidon .....	1	.....	.....
American Pomological Society .....	.....	22	5
Allegiance .....	.....	1	.....
Adams, John Q .....	.....	.....	1
Baltimore Female College (large) .....	.....	3	.....
Baltimore Female College (small) .....	.....	8	.....
Brown Memorial .....	.....	8	.....
Buchanan, James .....	.....	.....	10
Bell .....	.....	.....	50
Brown, General .....	.....	.....	2
Centennial award .....	.....	27	122
Cabinet .....	.....	1	.....
Commencement of cabinet .....	.....	10	.....
Carney .....	.....	1	.....
Choate .....	.....	30	.....
Coinage, First steam .....	.....	.....	10
Dodd, H. M .....	2	.....	.....
Denman School .....	.....	91	.....
Elliott .....	.....	5	6
Franklin School .....	.....	26	.....
Field, C. W .....	.....	.....	.....

## VIII.—Medals manufactured at the United States Mint at Philadelphia, &amp;c.—Continued.

Name.	Gold.	Silver.	Bronze.
Georgetown College	1		
Hosack, Dr			10
Horn, John			10
Hayes, President			26
Jefferson Agricultural Society		10	10
Jones, Captain			10
Jefferson, Thomas			1
Jackson, Andrew			1
Jackson, General			2
Ketchum, Jesse	6	47	
Knight Templar		5	
Life-saving (first class)	7		5
Life-saving (second class)		12	4
Lambert Photographic		9	6
Lincoln School, San Francisco		20	
Lee, Colonel		1	
Lincoln and Grant			50
Lincoln broken column			50
Michigan State Agricultural Society		28	
Middlesex Southern Agricultural Society		6	3
Mexican medals (Veteran Association)			1,000
Metis			9
McKee Female College	1		
MacDonough, Captain			5
Norman	1		2
National Dog Show		19	1
New England Agricultural Society		41	33
New Hampshire Agricultural Society			20
Philadelphia College of Pharmacy	1		
Peabody, George		10	77
Presidency relinquished		2	
Pennsylvania State Agricultural Society		10	28
Pacific Railroad		1	
Pierce, Franklin			10
Polk, James K.			1
Robinson prize	2		
Rittenhouse, Dr.			10
Stoddard	1		
Santina	1		
Shakspeare	1		
Signet		10	
Saint Louis Agricultural Society (large)		24	21
Saint Louis Agricultural Society (small)		20	
Sacred Heart		200	
Snydam		5	
Steuben, Baron		3	25
Snowden, J. Ross		3	5
Saint John's Commandery			40
Shelby, Isaac			1
Time increases his fame		40	
Taylor, General			1
Tyler, John			1
Taylor, Zachary			1
Truxtun, Captain			5
University of Pennsylvania	1		
United States Coast Survey			5
United States Diplomatic			10
Vanderbilt University	8		
Vessel Owners and Captains' Association		1	
Valley Forge Centennial		21	400
Washington and Jackson	2		50
Wisconsin State Agricultural Society (large)		1	
Wisconsin State Agricultural Society (small)		5	
Washington and Lincoln			50
Washington Wreath			50
Washington and Grant			50
Total	43	784	2,311

IX.—*Medals and proof-sets of United States coins sold during the fiscal year ended June 30, 1878.*

Description.	Number sold.	Value.
<b>MEDALS.</b>		
Gold medals .....	42	\$1,437 00
Silver medals .....	820	2,305 77
Bronze medals .....	2,869	3,000 75
Total .....	3,731	6,743 52
<b>PROOF-SETS.</b>		
Gold proof-sets .....	20	860 00
Silver proof-sets .....	811	2,635 75
Total .....	831	3,495 75

X.—*Minor coins redeemed, reissued, exchanged, and melted during the fiscal year ended June 30, 1878.*

Denomination.	Pieces.	Value.
<b>REDEEMED.</b>		
Copper, one-cent pieces .....	239,360	\$2,393 60
Nickel, one-cent pieces .....	2,280,434	22,804 34
Bronze, one-cent pieces .....	9,632,192	96,321 92
Bronze, two-cent pieces .....	880,748	17,614 96
Nickel, three-cent pieces .....	1,414,258	42,427 74
Nickel, five-cent pieces .....	5,711,602	285,580 10
Total .....	20,158,594	467,142 66
<b>REISSUED.</b>		
Bronze, one-cent pieces .....	9,745,500	97,455 00
Nickel, three-cent pieces .....	599,000	17,970 00
Nickel, five-cent pieces .....	7,261,800	363,090 00
Total .....	17,606,300	478,515 00
<b>EXCHANGED.</b>		
Nickel, one-cent pieces .....	1	01
Nickel, three-cent pieces .....	1,695	50 85
Nickel, five-cent pieces .....	5,366	268 30
Total .....	7,062	319 16
<b>MELTED.</b>		
Bronze, one-cent pieces (mutilated) .....	274,000	2,740 00
Bronze, two-cent pieces .....	363,000	7,260 00
Total .....	637,000	10,000 00

XI.—Statement of imports and exports of gold and silver during the fiscal year ended June 30, 1878 (from monthly returns of the Bureau of Statistics).

## IMPORTS.

Ports.	Gold.		Silver.		Total.
	Bullion.	Coin.	Bullion.	Coin.	
<b>NEW YORK.</b>					
July, 1877.....	\$34,515	\$115,264	\$10,132	\$184,571	\$344,482
August, 1877.....	27,196	742,622	4,606	121,981	896,405
September, 1877.....	25,989	2,665,232	5,545	253,833	2,950,599
October, 1877.....	12,437	706,275	28,269	123,177	870,158
November, 1877.....	872,570	719,775	12,631	522,808	1,627,784
December, 1877.....	14,425	615,252	.....	198,767	828,444
January, 1878.....	10,202	406,331	6,019	402,762	825,314
February, 1878.....	500,647	2,184,841	5,261	168,002	2,858,751
March, 1878.....	9,500	55,855	980,785	522,526	1,568,666
April, 1878.....	18,071	87,628	4,259,911	962,069	5,327,677
May, 1878.....	14,267	605,420	27,116	774,394	1,421,137
June, 1878.....	24,591	553,434	8,930	275,718	862,673
Total.....	1,064,410	9,457,927	5,349,205	4,510,548	20,382,090
<b>SAN FRANCISCO.</b>					
July, 1877.....	84,507	5,300	109,375	204,671	403,853
August, 1877.....	95,718	51,231	171,587	350,671	669,207
September, 1877.....	157,934	.....	136,654	303,565	598,153
October, 1877.....	146,639	9,150	198,277	219,426	573,492
November, 1877.....	236,962	28,935	36,980	201,494	504,361
December, 1877.....	86,448	5,340	122,282	385,144	599,214
January, 1878.....	25,098	45,354	110,215	270,271	450,938
February, 1878.....	14,517	29,525	195,367	218,818	458,227
March, 1878.....	.....	56,442	80,093	301,537	438,072
April, 1878.....	40,218	27,841	63,400	451,941	583,400
May, 1878.....	.....	49,919	155,178	304,830	509,927
June, 1878.....	.....	65,427	39,800	32,632	137,859
Total.....	888,041	374,464	1,419,208	3,244,990	5,926,703
<b>ALL OTHER PORTS.</b>					
July, 1877.....	3,914	65,884	26,257	163,425	259,480
August, 1877.....	.....	37,350	13,406	25,775	76,531
September, 1877.....	1,322	9,967	39,573	240,768	291,630
October, 1877.....	.....	241,738	1,113	31,292	247,143
November, 1877.....	800	38,477	641	94,020	133,938
December, 1877.....	4,766	13,820	34,420	189,601	242,607
January, 1878.....	50	325,574	1,766	187,322	514,712
February, 1878.....	704	347,739	525	24,165	373,133
March, 1878.....	1,921	72,174	4,666	102,188	180,949
April, 1878.....	.....	69,465	10,475	275,830	355,770
May, 1878.....	1,000	193,173	.....	154,931	354,104
June, 1878.....	5,734	105,301	70,594	273,895	455,524
Total.....	20,211	1,525,662	203,436	1,763,212	3,512,521
Total imports.....	1,972,662	11,358,053	6,971,849	9,518,750	29,821,314

## EXPORTS (FOREIGN).

<b>NEW YORK.</b>					
July, 1877.....	.....	81,830	.....	86,847	118,677
August, 1877.....	.....	139,715	10,284	50,304	200,303
September, 1877.....	.....	315,800	23,656	58,964	398,420
October, 1877.....	.....	131,755	11,270	3,462	146,487
November, 1877.....	1,200	7,480	.....	156,491	165,171
December, 1877.....	.....	14,100	25,000	115,473	154,573
January, 1878.....	.....	75,959	5,110	110,572	191,641
February, 1878.....	.....	115,520	9,345	43,350	168,215
March, 1878.....	.....	301,029	.....	218,497	519,526
April, 1878.....	.....	672,489	8,210	111,892	792,591
May, 1878.....	.....	108,274	25,040	93,215	226,529
June, 1878.....	.....	109,607	8,017	356,916	474,540
Total.....	1,200	2,023,558	125,932	1,405,983	3,556,673

IX.—Statement of imports and exports of gold and silver—Continued.

EXPORTS (FOREIGN).

Ports.	Gold.		Silver.		Total.
	Bullion.	Coin.	Bullion.	Coin.	
SAN FRANCISCO.					
July, 1877.....			\$20,020	\$145,065	\$165,085
August, 1877.....		\$139,153	49,070		188,223
September, 1877.....			48,240	397,535	445,775
October, 1877.....		21,050		149,842	170,892
November, 1877.....		158,188	43,762		201,950
December, 1877.....			72,751	153,127	225,878
January, 1878.....			31,627	299,490	331,117
February, 1878.....		224,986	32,717		257,703
March, 1878.....			39,043	99,626	138,669
April, 1878.....			32,018	257,616	289,634
May, 1878.....	\$250			237,056	237,306
June, 1878.....			60,390	403,102	463,492
Total.....	250	543,377	429,638	2,142,459	3,115,724
ALL OTHER PORTS.					
July, 1877.....		108		1,771	1,879
August, 1877.....					
September, 1877.....					
October, 1877.....					
November, 1877.....					
December, 1877.....					
January, 1878.....					
February, 1878.....		900			900
March, 1878.....		492			492
April, 1878.....		2,000			2,000
May, 1878.....				572	572
June, 1878.....					
Total.....		3,500		2,343	5,843
Total exports (foreign).....	1,450	2,570,435	555,370	3,550,785	6,678,240

EXPORTS (DOMESTIC).

Ports.	Gold.		Silver.			Total.
	Bullion.	Coin.	Bullion.	Trade dollars.	Fractional.	
NEW YORK.						
July, 1877.....		\$669,170	\$386,700	\$396,500	\$17,600	\$1,469,970
August, 1877.....		32,500	405,000	137,000	16,000	590,500
September, 1877.....		86,509	370,260	20,000	18,100	494,869
October, 1877.....		35,411	768,399		1,000	804,810
November, 1877.....		10,700	440,800		18,895	470,395
December, 1877.....		41,506	876,089		7,235	924,830
January, 1878.....	\$22,031	122,000	1,089,309	61,500	5,200	1,300,040
February, 1878.....	37,165	40,034	407,375			484,574
March, 1878.....	5,003	1,769,316	210,466		50	1,984,835
April, 1878.....	87,216	1,937,696	119,608	193,843		2,338,363
May, 1878.....	30,428	407,200	151,275		6,350	595,253
June, 1878.....		52,549	119,610	128,172	600	300,931
Total.....	181,843	5,204,591	5,344,891	937,015	91,030	11,759,370
SAN FRANCISCO.						
July, 1877.....	4,735	29,497	1,727,529	933,692		2,695,453
August, 1877.....	445	18,617	635,754	401,176		1,055,992
September, 1877.....	4,430	13,962	1,014,074	609,768		1,642,234
October, 1877.....	1,890	55,442	412,500	381,658	12,081	863,571
November, 1877.....	3,120	26,514	57,654	487,177		574,465
December, 1877.....	6,317	51,117	12,872	531,301	10,000	611,607
January, 1878.....	229	8,530	1,568,964	319,737	14,549	1,912,009
February, 1878.....		22,690	226,589	101,761	40,250	391,290
March, 1878.....		39,767	53,725	131,250	9,180	233,922
April, 1878.....	900	42,403	72,666	96,992	15,000	227,961
May, 1878.....		6,030	2,001,580	85,306		2,092,916
June, 1878.....	1,410	97,413	1,906,247	149,173		2,154,243
Total.....	23,476	411,982	9,690,154	4,228,991	101,060	14,455,663

XI.—Statement of imports and exports of gold and silver—Continued.

EXPORTS (DOMESTIC)—Continued.

Ports.	Gold.		Silver.			Total.
	Bullion.	Coin.	Bullion.	Trade dollars.	Fractional.	
ALL OTHER PORTS.						
July, 1877		\$27,000			\$5,500	\$32,500
August, 1877		12,365			6,500	18,865
September, 1877		101,850			463	102,313
October, 1877		25,000			202	25,202
November, 1877		152,640			233	152,873
December, 1877		2,138			871	3,009
January, 1878		400			18,547	18,947
February, 1878					212	212
March, 1878		14,972			257	15,229
April, 1878		360,713			560	361,273
May, 1878					1,079	1,079
June, 1878		106,700			1,750	108,450
Total		803,778			36,174	839,952
Total exports (domestic)	\$205,319	6,420,351	\$15,035,045	\$5,186,006	228,264	27,054,985

XII.—Weekly fluctuations in the gold value of fine bar-silver, &c., during the fiscal year ended June 30, 1878 (prepared from quotations furnished by Pixley & Abell, London).

Date.	Price per ounce British standard, 925 thousandths fine.	Price per ounce fine in United States gold coin.	Gold value of the silver contained in United States dollar of 412½ grains.	Relative value of gold to silver.
1877.				
July 5	53½	\$1 18.10	91.34	1 to 17.50
July 12	54	1 18.37	91.55	17.46
July 19	54½	1 19.19	92.19	17.34
July 26	54½	1 18.92	91.98	17.38
August 2	54½	1 18.64	91.76	17.42
August 9	54½	1 18.92	91.98	17.38
August 16	54½	1 18.64	91.76	17.42
August 23	54½	1 18.64	91.76	17.42
August 30	54½	1 18.92	91.98	17.38
September 6	54½	1 18.92	91.98	17.38
September 13	54½	1 18.92	91.88	17.38
September 20	54½	1 19.19	92.19	17.34
September 27	54½	1 20.01	92.82	17.22
October 4	55½	1 21.66	94.10	16.99
October 11	54½	1 20.01	92.82	17.22
October 18	54½	1 20.01	92.82	17.22
October 25	55½	1 21.38	93.88	17.02
November 1	55	1 20.56	93.25	17.14
November 8	55	1 20.56	93.25	17.14
November 15	54½	1 18.92	91.98	17.38
November 22	54½	1 18.92	91.98	17.38
November 29	54	1 18.37	91.55	17.46
December 6	54½	1 18.92	91.98	17.38
December 13	53½	1 17.82	91.12	17.54
December 20	54	1 18.37	91.55	17.46
December 27	54	1 18.37	91.55	17.46
1878.				
January 3	53½	1 17.82	91.12	17.54
January 10	54	1 18.37	91.55	17.46
January 17	53½	1 17.82	91.12	17.54

XII.—Weekly fluctuations in the gold value of fine bar-silver, &c.—Continued.

Date.	Price per ounce British standard, 625 thousandths fine.	Price per ounce fine in United States gold coin.	Gold value of the silver contained in United States dollar of 412½ grains.	Relative value of gold to silver.
1878.				
January 24 .....	53½	\$1 17.55	90.92	1 to 17.58
January 31 .....	54	1 18.37	91.55	17.46
February 7 .....	54	1 18.37	91.55	17.46
February 14 .....	53½	1 18.10	91.34	17.50
February 21 .....	54½	1 20.29	93.03	17.18
February 28 .....	55½	1 20.84	93.46	17.10
March 7 .....	54½	1 18.64	91.76	17.42
March 14 .....	54½	1 18.92	91.98	17.38
March 21 .....	54½	1 19.19	92.19	17.34
March 28 .....	54½	1 19.74	92.61	17.26
April 4 .....	54½	1 18.92	91.98	17.38
April 11 .....	54	1 18.37	91.55	17.46
April 17 .....	54	1 18.37	91.55	17.46
April 25 .....	54	1 18.37	91.55	17.46
May 2 .....	53½	1 17.82	91.12	17.54
May 9 .....	53½	1 17.27	90.70	17.62
May 16 .....	53½	1 17.27	90.70	17.62
May 23 .....	53½	1 16.72	90.28	17.70
May 30 .....	53½	1 16.86	90.38	17.68
June 6 .....	53½	1 17.14	90.60	17.64
June 13 .....	53½	1 17.14	90.60	17.64
June 20 .....	53	1 16.18	89.85	17.79
June 27 .....	52½	1 15.63	89.43	17.87
Average .....	54½	1 18.64	91.76	17.42

XIII.—Coins of the United States, authority for coining, and changes in weight and fineness.

GOLD COINS.

Double-eagle.

Authorized to be coined, act of March 3, 1849.

Weight, 516 grains; fineness, 900.

Total amount coined to close of fiscal year ended June 30, 1878, \$361,004,780.

Eagle.

Authorized to be coined, act of April 2, 1792.

Weight, 270 grains; fineness, 916½.

Weight changed, act of June 28, 1834, to 258 grains.

Fineness changed, act of June 28, 1834, to 899.225.

Fineness changed, act of January 18, 1837, to 900.

Total amount coined to close of fiscal year ended June 30, 1878, \$56,862,710.

Half-eagle.

Authorized to be coined, act of April 2, 1792.

Weight, 135 grains; fineness, 916½.

Weight changed, act of June 28, 1834, to 129 grains.

Fineness changed, act of June 28, 1834, to 899.225.

Fineness changed, act of January 18, 1837, to 900.

Total amount coined to close of fiscal year ended June 30, 1878, \$70,101,495.

*Quarter-eagle.*

Authorized to be coined, act April 2, 1792.  
 Weight, 67.5 grains; fineness, 916 $\frac{3}{4}$ .  
 Weight changed, act of June 28, 1834, to 64.5 grains.  
 Fineness changed, act of June 28, 1834, to 899.225.  
 Fineness changed, act of January 18, 1837, to 900.  
 Total amount coined to close of fiscal year ended June 30, 1878, \$26,933,600.

*Three-dollar piece.*

Authorized to be coined, act of February 21, 1853.  
 Weight, 77.4 grains; fineness, 900.  
 Total amount coined to close of fiscal year ended June 30, 1878, \$1,708,932.

*One-dollar.*

Authorized to be coined, act March 3, 1849.  
 Weight, 25.8 grains; fineness, 900.  
 Total amount coined to close of fiscal year ended June 30, 1878, \$19,346,158.

## SILVER COINS.

*Dollar.*

Authorized to be coined, act of April 2, 1792.  
 Weight, 416 grains; fineness, 892.4.  
 Weight changed, act of January 18, 1837, to 412 $\frac{1}{2}$  grains.  
 Fineness changed, act of January 18, 1837, to 900.  
 Coinage discontinued, act of February 12, 1873.  
 Total amount coined, \$8,045,838.  
 Coinage reauthorized, act of February 28, 1878.  
 Amount coined to close of fiscal year ended June 30, 1878, \$8,573,500.

*Trade-dollar.*

Authorized to be coined, act of February 12, 1873.  
 Weight, 420 grains; fineness, 900.  
 Total amount coined to close of fiscal year ended June 30, 1878, \$35,959,360.

*Half-dollar.*

Authorized to be coined, act of April 2, 1792.  
 Weight, 208 grains; fineness, 892.4.  
 Weight changed, act of January 18, 1837, to 206 $\frac{1}{2}$  grains.  
 Fineness changed, act of January 18, 1837, to 900.  
 Weight changed, act of February 21, 1853, to 192 grains.  
 Weight changed, act of February 12, 1873, to 12 $\frac{1}{2}$  grams, or 192.9 grains.  
 Total amount coined to close of fiscal year ended June 30, 1878, \$122,744,795.50.

*Quarter-dollar.*

Authorized to be coined, act of April 2, 1792.  
 Weight, 104 grains; fineness, 892.4.  
 Weight changed, act of January 18, 1837, to 103 $\frac{1}{2}$  grains.  
 Fineness changed, act of January 18, 1837, to 900.  
 Weight changed, act of February 21, 1853, to 96 grains.  
 Weight changed, act of February 12, 1873, to 6 $\frac{1}{2}$  grams, or 96.45 grains.  
 Total amount coined to close of fiscal year ended June 30 1878, \$38,477,149.

*Twenty-cent piece.*

Authorized to be coined, act of March 3, 1875.  
 Weight, 5 grams, or 77.16 grains; fineness, 900.  
 Coinage discontinued, act of May 2, 1878.  
 Total amount coined, \$271,000.



*Dime.*

Authorized to be coined, act of April 2, 1792.  
 Weight, 41.6 grains; fineness, 892.4.  
 Weight changed, act of January 18, 1837, to  $41\frac{1}{2}$  grains.  
 Fineness changed, act of January 18, 1837, to 900.  
 Weight changed, act of February 21, 1853, to 38.4 grains.  
 Weight changed, act of February 12, 1873, to  $2\frac{1}{2}$  grains, or 38.58 grains.  
 Total amount coined to close of fiscal year ended June 30, 1878, \$16,902,677.30.

*Half-dime.*

Authorized to be coined, act of April 2, 1792.  
 Weight, 20.8 grains; fineness, 892.4.  
 Weight changed, act of January 18, 1837, to  $20\frac{1}{2}$  grains.  
 Fineness changed, act of January 18, 1837, to 900.  
 Weight changed, act of February 21, 1853, to 19.2 grains.  
 Coinage discontinued, act of February 12, 1873.  
 Total amount coined, \$4,906,946.90.

*Three-cent piece.*

Authorized to be coined, act of March 3, 1851.  
 Weight,  $12\frac{3}{4}$  grains; fineness, 750.  
 Weight changed, act of March 3, 1853, to 11.52 grains.  
 Fineness changed, act of March 3, 1853, to 900.  
 Coinage discontinued, act of February 12, 1873.  
 Total amount coined, \$1,281,850.20.

## MINOR COINS.

*Five-cent (nickel).*

Authorized to be coined, act of May 16, 1866.  
 Weight, 77.16 grains, composed of 75 per cent. copper and 25 per cent. nickel.  
 Total amount coined to close of fiscal year ended June 30, 1878, \$5,773,170.

*Three-cent (nickel).*

Authorized to be coined, act of March 3, 1865.  
 Weight, 30 grains, composed of 75 per cent. copper and 25 per cent. nickel.  
 Total amount coined to close of fiscal year ended June 30, 1878, \$855,138.

*Two-cent (bronze).*

Authorized to be coined, act of April 22, 1864.  
 Weight, 96 grains, composed of 95 per cent. copper and 5 per cent. tin and zinc.  
 Coinage discontinued, act of February 12, 1873.  
 Total amount coined, \$912,020.

*Cent (copper).*

Authorized to be coined, act of April 2, 1792.  
 Weight, 264 grains.  
 Weight changed, act of January 14, 1793, to 208 grains.  
 Weight changed by proclamation of the President January 26, 1796, in conformity with act of March 3, 1795, to 168 grains.  
 Coinage discontinued, act of February 21, 1857.  
 Total amount coined, \$1,562,887.44.

*Cent (nickel).*

Authorized to be coined, act of February 21, 1857.  
 Weight, 72 grains, composed of 88 per cent. copper and 12 per cent. nickel.  
 Coinage discontinued, act of April 22, 1864.  
 Total amount coined, \$2,007,720.

*Cent (bronze).*

Coinage authorized, act of April 22, 1864.  
 Weight, 48 grains, composed of 95 per cent. copper and 5 per cent. tin and zinc.  
 Total amount coined to close of fiscal year ended June 30, 1878, \$1,764,546.

*Half-cent (copper).*

Authorized to be coined, act of April 2, 1792.  
 Weight, 132 grains.  
 Weight changed, act of January 14, 1793, to 104 grains.  
 Weight changed by proclamation of the President, January 26, 1796, in conformity with act of March 3, 1795, to 84 grains.  
 Coinage discontinued, act of February 21, 1857.  
 Total amount coined, \$39,926.10.

## XIV.—THE UNITED STATES TRADE-DOLLAR IN CHINA.

No. 398.]

UNITED STATES LEGATION,  
Peking, February 7, 1878.

SIR: In view of the decision of the Chinese Government to take no steps for the establishment of a mint and a currency, I have thought the moment opportune to inquire of our consuls whether the trade-dollar is coming into circulation, and whether any official action may be taken which will increase the demand for it. I inclose the form of a 1—398 letter, which I am addressing to them.

You will notice that in my 2—398 letter to the officer at Canton, I point out the fact that an official assay of the coin mentioned, made at his port in 1873, did not produce a correct result, and ask whether it is desirable to request another assay.

The Canton assays are accepted by the customs at other ports, and the matter seems important under these circumstances. In point of fact, however, foreign coins are not imported for use at their bullion value, but to be put into circulation at the higher value which their convenience for circulating purposes creates. I have understood that the trade-dollar sometimes commands two or three per cent. premium at Canton, but it has not come into circulation, so far as I have heard, elsewhere.

At Shanghai, in 1876, the singular spectacle was seen of Mexican dollars ranging in value in the local currency from 72.6 per cent. of the tael to 82.5 per cent., a fluctuation of 10 per cent. between silver in the form of dollars and silver as bullion. A more pertinent commentary on the fact that the Chinese would appreciate a coinage system could not well be offered.

I have the honor to be, sir, your obedient servant,

GEORGE F. SEWARD.

Hon. WILLIAM M. EVARTS,  
*Secretary of State.*

[Dispatch No. 398, inclosure 1.]

*Mr. Seward to Mr. Stahl.*

No. 107.]

FEBRUARY 5, 1878.

SIR: Please be so good as to inform me whether the trade-dollar has come into circulation at your port; if so, to what extent, and whether official action may be taken which will be likely to create or increase demand for it.

I am, &c.,

GEORGE F. SEWARD.

Same sent *mutatis mutandis* to consuls at Amoy, Foo-Chow, Ningpo, Chin Kiang, Hankow, New Chwang, and Tien-Tsin.

[Dispatch No. 398, inclosure 2.]

*Mr. Seward to Mr. Lincoln.*

No. 31.]

FEBRUARY 5, 1878.

SIR: By an assay, made at your port in 1873, the trade-dollar was declared to be 896.1 fine, and 111.9 taels weight of them to be equal in value to 100 taels Haikwan (or pure) sycee.

In point of fact, however, the trade-dollar is 900 fine, and 111.11 taels weight of them should be equal to 100 taels Haikwan sycee. By the same assay 100 trade-dollars were found to weigh 72 taels 6 m. 8 c. The Haikwan tael is declared to weigh, however, 1 oz. 4 dwt. 3.84 grains, or, say 579.84 grains. The trade-dollar weighs 420 grains, and its weight by the Haikwan standard should be 72-4-3-2 taels.

Please be so good as to inform me whether, looking to the facts recited above and

to the course of exchange and any other considerations which may be involved, it is worth while for us, in your opinion, to ask for another assay of the trade-dollar. Please advise me also whether any official action may be taken, which, in your opinion, will tend to increase the demand for trade-dollars in this country.

I am, &c.,

GEORGE F. SEWARD.

No. 19.]

LEGATION OF THE UNITED STATES,

*Peking, July 1, 1878.*

SIR: Recurring to Mr. Seward's dispatch, No. 398, of February 7 last, inclosing a copy of a circular-letter addressed to our consuls at the several ports, inquiring whether the trade-dollar is coming into circulation, and whether any official action may be taken which will increase the demand for it, I now have the honor to hand to you copies of the several replies which have been received.

From these you will see that the coin in question has obtained no circulation in China, except at Amoy, Canton, Foo-Chow, Swatow, and the Formosa ports. At these places it seems to be preferred by the natives to the Mexican, and to command a small premium.

The burden of opinion would appear to be that no official effort to extend its circulation is advisable, unless it can be made a legal tender for the payment of customs dues at a fixed rate.

I desire to request your special attention to the remarks contained in the dispatches from the consuls at Amoy, Foochow, and Ningpo as to the desirability of preventing, if possible, the "chopping" or mutilation of the trade-dollar.

This practice, which had its origin in a rule made by mercantile houses in the south of China, requiring each firm to guarantee the genuineness of dollars paid out by affixing to each coin its "chop" or Chinese firm name, and which was done by stamping with a die upon the surface of the coin, has grown into such an abuse that current dollars are defaced beyond all possibility of recognition, and not infrequently coins are found in circulation through which holes have been punched.

In some cases indeed there is good reason to believe that the die has been displaced by a gouge, and a small portion of the metal has thus been abstracted from the coin.

In this connection I inclose a copy of a memorial upon this subject presented to the governor of Hong-Kong in June, 1877, by the leading bankers and merchants of that colony, in which the evils of the "chopping" system are set forth.

It is evident that the mutilation and defacement of any coin tends largely to limit and interfere with its circulation. Whether it is wise to undertake negotiations with this government at the present time, looking to a suppression of this practice in China so far as it affects United States coins, is a question for the department to decide.

I desire, however, to point out that steps in that direction, if entered upon at all, should be undertaken simultaneously in Peking and London, as the practice referred to is not more common in this country than in Hong-Kong, which, as you are aware, is a British colony.

I have the honor to be, sir, your obedient servant,

CHESTER HOLCOMBE.

HON. WILLIAM M. EVARTS,  
*Secretary of State.*

[Dispatch No. 19, inclosure 1.]

*Mr. Henderson to Mr. Seward.*

No. 77.]

AMOY, May 2, 1878.

SIR: I now have the honor to submit the following in reply to the inquiries made in your dispatch No. 46. The American trade-dollar is and has been for more than two years past in use at the ports in this consular district, though not so extensively as the Mexican. At present it commands a premium to buyers of one and a half cents at the cash shops in Amoy, and payers everywhere have a decided preference for it. One thousand trade-dollars are 1-23-6 too heavy, or over the weight of 72 Amoy currency. But for the universal and unrestricted tendency of people who have payments to make to procure and use the worst dollars that will pass, they might, for aught I can see, become the exclusive currency. They are better than the Japanese trade-dollars, and neither the tael nor "dollar Spanish" has any existence in reality. Any official action that would restrict or prevent the circulation of debased or mutilated coins, or those of lesser weight and value, would necessarily promote the use of the trade-dollar. Any measure of this kind would, however, encounter the opposition of the schroffs, money-brokers, and compradores, as well as those concerned for the moneys of other countries affected by it.

If the Chinese Government could be induced to make it the only legal-tender for customs-duties, much would be gained for it, but this could not be easily accomplished, and might not be desirable. I have for a year past required all official fees at the consulate to be paid in clean trade-dollars, but the amount collected has been small, and no favorable influence of the plan can be perceived.

I am, &c.,

J. A. HENDERSON,  
Consul.

*Mr. Lincoln to Mr. Seward.*

No 9.]

CANTON, March 9, 1878.

SIR: I had the honor to receive your dispatch, No. 31, of February 5, 1878, regarding the weight and circulation of the United States trade-dollar, on the 4th instant.

Inasmuch as this coin is taken here at its actual fineness (900), I do not think it would be advantageous to have another assay.

Some months since the German consul wrote me on the subject of assaying the coins in circulation here, as per copy of his letter marked Inclosure No. 1.

After due consideration and consultation with my colleagues, I wrote him as per Inclosure No. 2.

Regarding its circulation, I wrote the department some time since, as per Inclosure No. 3.

I am convinced that the trade-dollar is gradually increasing in circulation; that it is better liked than the Mexicans. I find that in cases where money is hoarded up or laid by, by the natives, the trade-dollar is invariably selected. Believing inclosures Nos. 2 and 3 give my views fully on the subject,

I have the honor to be, sir, your obedient servant,

C. P. LINCOLN,  
Consul.

[Inclosure No. 1.]

GERMAN CONSULATE,  
Canton, June 22, 1877.

DEAR SIR AND COLLEAGUE: According to article 22 of the treaty between Germany and China, payments due to the Chinese customs may be made in bars or in foreign coin whose relative value to the Chinese sycee silver shall be fixed by special agreement, according to circumstances, between the consular officers and the superintendent of customs.

The provisions of the article of this treaty have as yet not been carried out at Canton, inasmuch as the above-mentioned agreement between the German consul and the superintendent of customs there has never been entered into.

I have therefore lately been instructed to cause the relative value of the coins current at the Chinese customs to the Chinese sycee silver to be fixed in the manner provided by the article in question.

The motive for the instruction is the following:

As regards the value of the Mexican dollar. The result of 52 assays lately made at the Japanese imperial mint at Osaka was that the fineness of Haikwan silver varies between 984.5 and 986.5, and that by far the greater number of pieces examined showed a fineness of 985.5, containing besides from .002 to .002,2 of gold.

The loss incurred by melting 54,018.34 ounces was 83.03 ounces.

According to American assays, weight and fineness of the Mexican dollar are: the old Mexican dollar, 415.63 grains troy and 901 fineness; the new Mexican dollar (balance dollar), 415.63 grains troy and 902.5 fineness.

By an assay made on the 23d December, 1873, by Her Britannic Majesty's consulate and the Chinese authorities at Canton, the value of 100 old Mexican dollars was fixed at 63.9 Haikwan taels, and that of the new dollar at 64.8 Haikwan taels—that is to say, 100 Haikwan taels are 154.32 new and 156.49 old Mexican dollars.

This unfavorable proportion can only be traced to the fact that the loss sustained by melting, &c., of the dollars was more considerable than what it would have been in the event of a careful and conscientious manipulation.

The weight of 100 dollars being 72.67 Haikwan taels, and assuming the fineness of the tael to be 1,000 and that of the dollar 900, which is too favorable for the former and too unfavorable for the latter, \$152.90 would have to be paid for 100 Haikwan taels.

It hence follows, since Mexican dollars are of an actual fineness of, respectively, 901 and 902.5, instead of 900, and the average fineness of Haikwan taels not being 1,000, but only 985.5, that for every 100 Haikwan taels \$4.06 are paid in excess of their value in new and \$5.98 in old Mexican dollars.

All consuls of the treaty powers having a right, and, in view of the above facts, sufficient cause, to desire the relative values of the current coins regulated upon a sound basis, I embrace the opportunity, dear sir and colleague, to inform you of my intention of engaging the Chinese authorities to subject the different coins to a fresh assay.

As this is a matter of common interest to all foreigners, I beg to inquire if you will act conjointly with me and our other colleagues, to whom I have addressed a similar letter. It will be a matter for future consideration in what manner the new assay has to be carried out in order to be just and reliable.

Requesting the favor of an early reply,

I have, &c.,

SODEN.

CHARLES P. LINCOLN, Esq.,  
*United States Consul, Canton.*

[Inclosure No. 2.]

No. 322.]

UNITED STATES CONSULATE AT CANTON,  
*July 5, 1877.*

SIR: I have had the honor to receive your dispatch regarding a reessay of the current coins at this port.

I am fully convinced that such an assay would not prove beneficial to those whom I know it is your desire, as well as my own, to serve.

The assays heretofore made at this port of the American trade and Mexican dollar do not agree with the assays made in the United States of the same coins, these coins being declared here a little less fine than their true value, though I understand they are taken for customs duty and by all bankers and merchants at 900 fineness.

While it would be desirable to know the exact value of a Haikwan tael, I fear it is a thing not so easily ascertained, as I learn that by some strange arithmetical calculation, known only to those familiar with its working, the value of the Haikwan varies as much as the rates of exchange upon Europe or America.

I am, &c.,

C. P. LINCOLN,  
*United States Consul.*

Baron VON SODEN,  
*H. I. German Consul, Canton.*

*Mr. Colby to Mr. Seward.*

No. 69.]

CHINKIANG, *March 12, 1878.*

SIR: In response to the inquiry made in your No. 27, in regard to trade-dollars, I beg to say that there are none in circulation at this port, and, from the best information I can gather on the subject, any effort to introduce them commercially would be attended with a considerable loss to the introducer, as they would not be received except at a discount of at least five per cent. as compared with the Mexican dollar, now in universal use here.

I am, sir, your obedient servant,

J. C. S. COLBY,  
*Consul.*

*M. M. De Lano to Mr. Seward.*

FOOCHOW, *March 4, 1878.*

SIR: I have to acknowledge the receipt of your dispatch No. 52, making inquiries about the circulation of the American trade-dollar at this port.

In reply I have to say that the annual import of the dollar, say for three years past, has been from ten to twenty lakhs. It is eagerly sought for by the Chinese, when not mutilated, and when brought up from Hong-Kong without having been subjected to the process of "chopping" it is taken in preference to the Mexican dollar.

Upon first appearance of the trade-dollar here, there was an effort made to place it at a discount of two per cent. as compared with the Mexican, but at my instance the Chinese authorities were induced to order it to be taken for customs duties at the same rate as the Mexican, also to issue public proclamations commending it to the people and forbidding its mutilation. This action had the effect to bring it into notice, and it is still looked upon by the natives with much favor.

I know of no official action which would tend to increase its circulation here unless means could be taken to prohibit the chopping of it in Hong-Kong and Canton.

I am of the opinion that if official action could be taken to place it at par with the Mexican dollar at Shanghai, its circulation in China would thereby be increased fourfold.

I have the honor to be, sir, your obedient servant,

M. M. DE LANO,  
Consul.

---

*Mr. Shepard to Mr. Seward.*

No. 18.]

HANKOW, March 8, 1878.

SIR: I have the honor to acknowledge your several dispatches, numbers 41, 42, and 43.

Referring to the first, I have to report, from inquiries of merchants and the bank, I cannot learn that an American trade-dollar was ever seen in Hankow. The Chinese are very notional about "dollars," and while the "sun-dollar" is taken without question, the "scale-dollar" is at a heavy discount. As you know, both are Mexicans, and even the manager of the Hong-Kong Bank tells me he does not know any real difference in their value.

Intelligent compradores assert, that if the trade-dollar were introduced, the Mandarins "would order it boiled, chop, chop"; *i. e.*, condemn it to be smelted. I have no doubt such would be the case, and I can, therefore, recommend no official action to create or increase a demand for it at this particular point.

Its recognition as the standard at banking institutions, and by native officials, would doubtless pave the way for unquestioned circulation. I see no way to this result otherwise, except by the very slow process of a gradual familiarity with the coin, extending from the great ports of Shanghai and Hong-Kong.

I am, sir, your obedient servant,

ISAAC F. SHEPARD,  
Consul.

---

*Mr. Baudinel to Mr. Seward.*

No. 14, 482.]

NEW CHWANG, February 27, 1878.

SIR: In reply to your excellency's dispatch, No. 36, of the 5th instant, I have the honor to state, the trade-dollar has come into circulation at this port, but only to a very limited extent; it is sold at a premium as a curiosity to dealers from the interior, but can only be passed at a discount in general business. Official intervention would, I think, be undesirable as tending to prejudice the Chinese commercial mind against anything thus recommended, unless, indeed, it would be proper to insist on the foreign customs taking them (and Mexican dollars) in payment of duties, tonnage dues, &c. At present they only accept dollars as matter of favor, not of right, and then at a discount on the market rate.

Dollars, with the above exception, are seldom used here, except for ships' disbursements and at the foreign stores; the native currency of the port and district being sycee (small and in shoes) copper cash and tiao notes.

I have the honor to be, sir, your obedient servant,

FREDK. BAUDINEL,  
Vice-Consul.

---

*Mr. Lord to Mr. Seward.*

No. 88.]

NINGPO, February 23, 1878.

SIR: In reply to your inquiries relating to the introduction of the trade-dollar at this port, I have to say that it has not been introduced here to any extent whatever.

It would have been a great blessing if it could have been introduced, for we are suffering very grievous evils from the want of it or something like it.

The Mexican dollar, the only coin (Chinese cash excepted) now current here, is so uncertain in its value and so liable to be counterfeited that there is for us no end of trouble, and this trouble has greatly increased of late. There have been several attempts made here to coin this dollar by natives, and the work produced was so well executed that only schroffs or experienced money-changers could detect them. The value of some of them was also quite fair, being only short some four or five per cent.

I think the trade-dollar or any other invariably good and well-executed one would find great difficulty in coming into use here without official action. Bankers and

schroffs control the currency here, and it is for their interest to have this as defective and difficult as possible so as to gain from those who are ignorant. For this reason the bright or newly coined Mexican dollar is usually at a discount here.

I am inclined to think that if an arrangement could be made with the customs authorities to take the trade-dollar in payment of dues, and at a fair rate of exchange, it might be brought into use, and if in addition it could be made a penal offense for the Chinese to melt, deface, or counterfeit it, I think there would soon be a large demand for it.

The practical currency now of this port is the dollar. The tael is becoming more and more nominal, and the old method of keeping accounts and prices in *cash* is fast changing into *dollars* and *cents*.

I have the honor to be, sir, your obedient servant,

EDWARD C. LORD,  
*United States Consul.*

---

*Mr. Stahel to Mr. Seward.*

No. 619.]

SHANGHAI, April 3, 1878.

SIR: Referring to your dispatch No. 107, I have now the honor to inclose copy of a letter just received from the vice-chairman of the Shanghai Chamber of Commerce, to which body I applied for information on the subject, being myself so little acquainted with matters in China.

I have, &c.,

J. STAHEL,  
*Vice-Consul-General.*

---

*Chamber of Commerce to Mr. Stahel.*

SHANGHAI, March 30, 1878.

Your letter of 21st February on the subject of the introduction of the trade-dollar was briefly acknowledged on the 23d of the same month, and the committee has since gathered information which shows that there is no present prospect of inducing the natives to accept the coin or of influencing official action on the part of the Chinese authorities to facilitate its recognition as a legal tender.

The dollar has been imported in small quantities and has failed to make its way, having always been refused at its full value, while application to the Taoutai for assistance in introducing it has led to no result beyond a declaration of the inability of the officials to move in the matter, as the currency of this port for trade purposes is sycee silver.

Those parcels of trade-dollars which have been received have therefore been reshipped to the south, where the coin is easier of exchange.

I have, &c.,

F. B. FORBES,  
*Vice-Chairman.*

---

*Mr. Denny to Mr. Seward.*

No. 8.]

TIEN-TSIN, February 14, 1878.

SIR: In reply to your dispatch of the 5th instant, I have the honor to say that the American trade-dollar is not known as a circulating medium at this port. As you are aware, nothing will be received in payment of obligations in the interior but sycee silver or copper cash, and the same rule is also observed at this port in most all transactions. For this reason the larger proportion of Mexican dollars shipped to this port are converted into sycee, leaving very few in circulation.

The trade-dollar being of equal fineness with the Mexican, and a trifle heavier in weight (its weight being 420 grains troy), and also more accurately and uniformly milled, there would be sufficient inducement for the Chinese to use it in preference to the Mexican if coined money circulated here as it does in western countries by its nominal value rather than by weight or intrinsic value; but under the prevailing custom of circulating by weight alone, I do not see that any official action can be taken that would be of practical use to create or increase demand for our trade-dollars to any considerable extent in this part of the country. Greater familiarity with the new dollar will perhaps overcome the present strong prejudice of the natives in favor of the Mexican, but its circulation as a dollar would even then be limited, as the clean Mexican now is, to small transactions with foreigners.

I am, &c.,

O. N. DENNY,  
*Consul.*

## XV.—THE JAPANESE TRADE-DOLLAR.

UNITED STATES LEGATION, JAPAN,  
Tokai, June 6, 1878.

SIR: This government on the 27th ultimo issued additional coinage regulations, declaring that the silver trade-dollar of 420 grains, authorized by the regulations of 1878, shall hereafter be free to circulate generally, and shall be used in paying taxes and in all business transactions, public and private, and shall also be legal tender to any amount. I have the honor to inclose herewith translations of the several notifications on the subject as issued by his excellency Sanjo Saneyoshi, His Imperial Majesty's prime minister.

I note and inclose herewith an article on this subject which appeared with the notifications in the Japanese Times of the 1st inst., in which, among other things, the English editor predicts that the British dollar will push out of China at least the Mexican dollar and the Japanese yen. This is the same editor who issued the article transmitted with my No. 766, in which he claimed that the treaty powers were entitled to demand of Japan guarantees when restoring "her imperial right of coinage" by treaty revision. It seems that Japan paid no heed to the editor's proclamation of last March that "the Japanese trade-dollar must be abolished," and has ordered this extended coinage without waiting for "the restoration of her imperial right of coinage" by treaty revision and the favor of the treaty powers, as, in my opinion, she had the right to do.

I have the honor to be, sir, your obedient servant,

JNO. A. BINGHAM.

Hon. WILLIAM M. EVARTS,  
*Secretary of State, Washington, D. C.*

THE FINANCE NOTIFICATIONS.

The following important negotiations respecting the trade-dollar and revising certain of the coinage regulations were issued in Tokiô on the 27th instant:

[Notification No. 12, by the prime minister.]

It is hereby notified that the silver trade-dollars which have hitherto been coined for the convenience of trade in all the open ports, but which have hitherto only been circulated within the limits of those ports, shall hereafter be free to circulate generally, and may therefore be used in paying taxes and in all business transactions, either public or private.

SANJO SANEYOSHI,  
*Prime Minister.*

[Notification No. 13, by the prime minister.]

It is hereby notified that silver trade-dollars having, by Notification No. 12, been authorized to circulate generally, the coinage regulations notified in Notification No. 108, the 6th month of the 8th year of Meiji (June, 1878), have been revised as under. The limit of circulation of the coin is enlarged; the charges for coining and the limit of bullion received for coinage are decreased, and the period shortened between receipt of the bullion and delivery of the coin. That is to say, in the coinage regulations the undermentioned changes are made: In the 5th clause of Notification 108, in the note to Article 4 of the coinage rules, and in Articles 9, 11, and 13 of the same.

SANJO SANEYOSHI,  
*Prime Minister.*

[Revisions mentioned above.]

Fifth clause of the limit of circulation of coin revised thus:

"These trade-dollars may be used in paying the customs-duties and any other taxes paid by foreigners and in all business transactions between Japanese and foreigners; also in payment of all taxes in the interior, and in all other payments, public or private, the same shall be legal-tender to any amount.

"In note to Article 4 of the coinage regulations (respecting the fixed amount of silver bullion receivable by the mint for coinage), for 'silver bullion will be received in quantities of 1,000 ounces' read 'in quantities of 500 ounces'; in Article 9 of the same (respecting the period to elapse between receipt of bullion and delivery of coin), for 'twentieth day' read 'tenth day'. In Article 11 of the same (respecting the charge for coinage), for '1½ (one and a half) per cent.' read '1 (one) per cent.,' in Article 13 of the same (respecting the charge for recoinage), for '10 (ten) per thousand' read '5 (five) per thousand.'

[Extract from the Japan Times, June 1, 1878.]

We should hail these notifications with pleasure, as steps toward the point at which we are anxious to see Japan arrive—that of issue of coin for the China trade as well as for her own—were the changes made in favor of the Japanese silver yen of the same weight and fineness as the Mexican dollar. But as an attempt to bring into cir-  
cula-



tion as coin the stamped ingots of silver which are called trade-dollars, of 420 grains weight, we regret their publication. Our hope is as far as ever from fulfillment, and the expectations of the authors of the notifications will not be attained. The trade-dollars will continue to pass out of one set of melting-pots only to go into another; foreign bullion will not be attracted to the Japanese mint; the opportunity now offering in China for a successful attack upon the Mexican dollar will be allowed to slip past unseized; the Mexican dollar and the tyranny of the schroff will remain excrescences from our trade, or Hong Kong will establish a mint of her own, and then not only will all hope of a profitable coinage business for Japan in the China trade be lost, but the British dollar will push out the Mexican and push out the Japanese yen too.

All the profit hereafter to be made from subsidiary coinage for use in China will also, in that case, go to the Hong Kong establishment instead of to that at Osaka, and whatever bullion Japan may coin into trade-dollars for her own use will continue to be drained out of the country as fast as they are produced, and quietly sold back to her as bar-silver to coin over again.

Another outlet for them, which has evidently escaped the finance minister's observation, has just been provided, in addition to those previously existing, by recent legislation in America. Is there no one in the financial bureau of this country who can point out to his chief that it will pay foreign bankers to send Japanese trade-dollars to the United States mints to be coined into the new silver currency just legalized there?

It will be remarked, also, that in three notifications no mention is made of gold coin. As the law stands at present gold is a legal tender to any amount, and now the silver trade-dollar is given equal currency. The finance minister appears bent on committing as many mistakes as he can. He oppresses his country with the evils of bi-metalism at the same time that he orders the mintage of the wrong description of silver coin.

As matters of practice and fact and of interest to the foreign trade, of course these notifications are valueless, because trade will be carried on as before, with the Mexican dollar and the paper currency as the media of exchange. Foreigners will certainly not send in bullion to be coined into trade-dollars, and what little bullion government has to coin, gold or silver, will be drained away as before by the Mexicans.

It is vexatious to friends of the country and well-wishers of her government to see an opportunity like this lost, and a wrong course taken, in direct opposition to the advice of experts, to the teaching of experience, and to common sense. But we abandon the subject in despair, and the only questions relative to it which remain for us a spark of interest are: Who are the finance minister's advisers? By what arguments have they induced him to the step he has taken, and how will he justify it to his colleagues in the government when his failure is apparent? More than ever, perhaps, are now felt the deficiencies of the native press. We find in it as yet neither attack nor defense of the notifications; the subject appears to be beyond the grasp of native journalists. And regrettable, too, is the unwisdom which killed in its birth what might have grown into a most useful means of education—a combined native and alien journalism. Did newspapers now exist conducted by foreign and native editors in partnership, this most important question of the currency might have been fully argued out on both sides and in both languages. The finance minister then, with all the arguments before him in clear light, could hardly have failed to arrive at a right decision. It would not have been that which we have now to condemn.

XVI.—UNITED STATES ASSAY OF JAPANESE "PYX" COINS OF THE COINAGE OF THE MINT AT OSAKA FOR THE FISCAL YEAR ENDED JUNE 30, 1878.

LEGATION OF JAPAN,

Washington, 14th 9th month, Eleventh year, Meiji.

SIR: I have the honor to transmit herewith, from the mint of Osaka, fourteen packets of samples of money coined and assayed at that mint during the year ending June, 1878. As on several previous occasions with other specimens, my government would be glad to have these samples assayed at the mint of the United States; and I have only to repeat that I will cheerfully pay any expenses which may be incurred by this additional request.

With this letter I also send you a copy of another, written by Mr. W. Gowland, of the imperial mint, which will enable the assayer of the United States to make comparisons.

Accept, sir, the renewed assurances of my high consideration.

YOSHIDA KIYONARI.

HON. WILLIAM M. EVARTS,  
Secretary of State.

THE IMPERIAL MINT, ASSAY DEPARTMENT,  
June 25, 1878.

SIR: Four five-yen and four trade-dollar coins, selected by Mr. Yokura this morning from the pyx coins which represent the coinage of the mint for the financial year 1877-1878, have been individually assayed by me.

The remainder of the five-yen coins, 67 in number, have been melted and cast into a bar, and a cutting has been taken from this bar and assayed.

The remainder of the trade-dollar coins, 84 in number, the whole of the 57 coins in the pyx, 92 in number, and 1,000 each of the twenty, ten, and five sen have been melted and "dip assay pieces" taken from the molten metal, and these dips assayed.

Gold five-yen coin, No. 1, October 4, 1877 .....	900.0
Gold five-yen coin, No. 2, November 26, 1877 .....	900.3
Gold five-yen coin, No. 3, February 22, 1878 .....	900.1
Gold five-yen coin, No. 4, March 18, 1878 .....	900.2
Gold five-yen coin cutting from bar .....	899.9
Silver trade-dollar coin, No. 1, August 25, 1877 .....	901.2
Silver trade-dollar coin, No. 2, November 5, 1877 .....	900.8
Silver trade-dollar coin, No. 3, March 13, 1878 .....	899.8
Silver trade-dollar coin, No. 4, June 15, 1878 .....	901.0
Silver trade-dollar coin, cutting from dip .....	900.5

Subsidiary silver:

Fifty-sen, cutting from dip .....	799.6
Twenty-sen, cutting from dip .....	800.6
Ten-sen, cutting from dip .....	800.1
Five-sen, cutting from dip .....	799.0

Each coin dip and cutting was divided into four parts, and one part was assayed by me and the other three parts were separately sealed up in your presence and delivered to you.

In every case the coins are within the limits of the legal remedy as to fineness.

I have the honor to be, sir, your obedient servant,

W. GOWLAND, F. C. S.,  
Associate of the Royal School of Mines.

The COMMISSIONER.

MINT OF THE UNITED STATES,  
Philadelphia, September 27, 1878.

SIR: Herewith I offer my report of assays of fourteen samples from the Japanese mint, forwarded to you, with documents by the Director of the United States Mint. The samples represent the gold and silver coinage of the mint of Osaka "during the year ending June, 1878."

Our results agree very well with those given by Mr. Gowland, of the assay department of that mint. I will make a remark upon the subsidiary silver, that the "cuttings from dips" cannot be so uniform as granulations made by casting the dips into water, which prevents segregation. I therefore give the averages:

	Japanese assay.	United States assay.
GOLD.		
Five yen coin .....	900.0	900.2
Do .....	900.3	900.4
Do .....	900.1	900.3
Do .....	900.2	900.2
Five yen coin, cutting from bar .....	899.9	900.0
SILVER.		
Trade-dollar .....	901.2	901.5
Do .....	900.8	900.6
Do .....	899.8	900.8
Do .....	901.0	900.2
Do .....	900.5	900.5
SUBSIDIARY.		
Fifty sen, cutting from dip .....	799.6	800.4
Twenty sen, cutting from dip .....	800.6	800.9
Ten sen, cutting from dip .....	800.1	800.1
Five sen, cutting from dip .....	799.0	800.7

Very respectfully,

Hon. JAMES POLLOCK,  
Superintendent.

WM. E. DU BOIS,  
Assayer.

## XVII.—REDUCTION IN VALUE OF COINS OF TUNIS.

CONSULATE OF THE UNITED STATES,  
Tunis, June 5, 1878.

SIR: In consequence of a considerable quantity of 4-piaster silver pieces having been smuggled into the country, the Bey has sent a circular to the consuls, informing them that he had decided to reduce the nominal values of the 10 and 5 piasters, gold, and the 4, 3, 2, and 1 piaster silver pieces in the proportions mentioned in his communication, a translation of which is inclosed, as well as two printed documents in French on the same subject.

This arbitrary decision has thrown the internal trade of the country into confusion, and the people, particularly the Arabs of the interior, who hold large sums in silver, are in dismay at a measure which at once reduces its value by about one-fifth; for it is unnecessary to say that the offer of the government to pay in promissory notes the difference between the nominal value of the coin and its intrinsic value as fixed by the circular is quite illusory.

It is to be remarked that the coin introduced from abroad is of the same fineness as that struck at the mint, and there is no pretense that any other coin than the 4-piaster silver piece has been smuggled into the country.

In 1872 the Bey reduced the fineness of the silver coinage by about 20 per cent., and that of the gold 10 and 5 piaster pieces by 2½ and 4 per cent. respectively. He issued at the same time a decree, which, after stating that he had been obliged to resort to this measure to prevent the exportation of the subsidiary coinage, limited payments in silver to the sum of 10 piasters. A large quantity of this coin was struck, and the government, disregarding its own decree, at once proceeded to pay its employés and its creditors in general with this depreciated currency. About the same time a lot of spurious gold 10-piaster pieces were brought from Europe and circulated among the Arabs, who, when they discovered the fraud, refused to accept gold of any denomination in payment for their produce, but required to be paid entirely in silver.

In this manner a vast quantity of the depreciated silver coin is in their hands. The financial commission has also added to the trouble by a bit of sharp practice which has not elevated it in the estimation of the public. They had on hand a considerable sum in silver which they had received for taxes, &c. Before recommending to the Bey the adoption of the late measure they gradually changed their silver for gold of a larger denomination than 10 piasters, at a small discount (about one-quarter of one per cent.), and having emptied their coffers they induced the Bey to send the circular.

Silver fell at once 20 per cent. and the price of all articles of daily consumption rose from 25 to 50 per cent. Many shops were closed and for some days the greatest excitement and confusion prevailed. It is stated that about 4,000,000 of piasters in 4-piaster pieces have been imported. The impunity with which this has been done, although the parties are well known, gives rise to the belief that persons in high station near the Bey have had a hand in the fraud.

I am, sir, very respectfully, your obedient servant,

G. H. HEAP,  
United States Consul.

Hon. WILLIAM HUNTER,  
Second Assistant Secretary of State, Washington, D. C.

[Translation.]

*Circular from the Bey modifying the value of certain denominations of coin.*

Praise to God.

The gold piece of ten piasters shall hereafter be worth nine and three-quarters piasters.

The gold piece of five piasters shall hereafter be worth four and thirteen-sixteenths piasters.

The silver piece of four piasters shall hereafter be worth three and one-quarter piasters.

The silver piece of three piasters shall hereafter pass current for two and seven-sixteenths piasters.

The silver piece of two piasters shall hereafter be worth one piaster and ten-sixteenths.

The silver piece of one piaster shall be worth thirteen-sixteenths of a piaster.

From the servant of God, &c., the Musclier Pasha Bey of Tunis, to the illustrious, &c.,  
G. C. Heap, consul-general of the United States of America at Tunis, &c.

It has come to our knowledge that a considerable sum in silver coin of the denomination of four piasters has been imported into our capital.

This importation by its extraordinary quantity has caused the exportation of the gold coinage and a fall in the agio of that of silver.

Under these circumstances we have deemed it advisable for the public good to modify the gold and silver coinage in the manner following:

The gold piece of one hundred piasters shall be the standard coin of this country. It does not change in value, and the same may be said in regard to the fifty and twenty-five piaster pieces.

All other gold and silver coins shall be subjected to the modifications indicated above. In this manner transactions will be equal, whether they be in silver or in gold.

The piece of one-half piaster and the copper coinage shall continue to have the same value as heretofore, only no one shall be obliged to accept payment of more than two piasters in coin of these denominations in accordance with our decree of 12th of Sofat, 1289.

Whoever shall have sums of money of the above-mentioned denominations are required to bring or send them to the mint within a delay of thirty days from the date of these presents, in order to have them struck with a die which shall indicate their modified value, after which they shall be returned to the depositor. As to the difference which shall result from this modification, the depositor will be given a document in which it will be stated, and he will be reimbursed the amount in four equal payments at intervals of six months each.

The first payment shall be made in six months from the date of the document.

Whoever shall not present himself within the time above stated shall forfeit his claim to an indemnity, but the coin not stamped at the mint shall have currency at the rates above mentioned.

We communicate these presents to you that you may bring them to the knowledge of the persons under your jurisdiction.

(Countersigned)

MOHAMMED,  
First Minister.

Written the 28th of Junad-el arrel 1295 (30th May, 1878).

#### XVIII.—DOMESTIC BULLION PRODUCTION.

STATE OF CALIFORNIA, EXECUTIVE DEPARTMENT,  
Sacramento, Cal., July 27, 1878.

SIR: In response to your inquiry about the gold and silver product of this State, I have the honor to state that we have no means, as State officers, of determining the amount. Wells, Fargo & Co. do all the carrying of bullion in this State. I wrote to the agent in respect thereto, and received from him the inclosed letter, from which you will see that the product for the year ending June 30, 1878, was \$17,634,068.

Respectfully,

E. W. MASLIN,  
Private Secretary to the Governor.

Hon. H. R. LINDERMAN,  
Director United States Mint.

WELLS, FARGO & CO.,  
San Francisco, July 19, 1878.

SIR: The following is the amount of the product of gold and silver for this State from July 1, 1877, to June 30, 1878, as appears from the records in our auditor's department:

Gold-dust and bullion.....	\$15,260,679
Silver and base bullion .....	2,373,389
	17,634,068

Yours, truly,

J. J. VALENTINE,  
General Superintendent.

Mr. E. W. MASLIN,  
Private Secretary to the Governor, Sacramento, Cal.

MINT OF THE UNITED STATES,  
Carson, Nev., August 28, 1878.

SIR: Agreeable to request expressed in your letter under date of 9th ultimo, I herewith transmit the Nevada State comptroller's report, showing the bullion product of this State during the fiscal year ending June 30, 1878.

In your letter of above date, you express a desire to have a report of the total gold and silver product of Nevada, and state that you do not understand the comptroller's report to include the value of base bars and concentrated ores shipped east. Respecting this impression, permit me to say that the accompanying report is intended to cover every value of gold and silver produced in Nevada, as the returns are made under oath to the respective assessors of the several counties in this State by the superintendents and managers of mines and mills, and these returns embrace all classes of bullion.

Very respectfully,

JAMES CRAWFORD,  
Superintendent.

Hon. H. R. LINDERMAN,  
Director of the Mint.

Production of gold and silver from the mines of the State of Nevada during the fiscal year ended June 30, 1878.

Name of mine.	Quantity of ores worked.		Value.
	Tons.	Pounds.	
EUREKA COUNTY.			
Apache .....	2	964	\$204 12
Adams Hill .....	1	1, 018	92 33
Atlas .....	82	1, 632	5, 346 59
Bullwhacker .....	372	791	15, 047 46
Banner .....	70	785	3, 125 47
Bonanza .....	.....	1, 296	1, 159 38
Bald Eagle .....	66	127	6, 720 65
Barton .....	233	1, 390	5, 164 00
Connelly .....	1, 547	1, 481	69, 130 78
Cassidy .....	2	798	354 06
Delaware .....	4	1, 454	304 48
Diligent .....	2	891	107 31
Dog Star .....	12	800	1, 390 66
Eureka Consolidated .....	64, 562	.....	2, 974, 199 05
Eagle .....	178	742	21, 853 95
Excelsior .....	72	628	1, 889 93
Eldorado .....	209	1, 214	31, 400 27
Empire .....	6	1, 880	592 63
Good Hope .....	6	140	383 74
Grant .....	38	843	2, 758 46
Geddes and Bertrand .....	82	1, 219	5, 212 88
Garrison .....	868	270	77, 470 11
General Lee .....	61	220	2, 836 39
Golden Era .....	3	1, 340	96 92
Home Ticket .....	103	376	3, 894 72
Hoosac .....	289	966	12, 184 57
Hamilton .....	2	1, 818	172 90
Hamburg .....	313	380	13, 060 00
Industry .....	218	1, 364	25, 789 02
Jackson .....	483	188	13, 687 29
John Bull .....	6	916	241 81
K. K. Consolidated .....	14, 268	755	378, 787 71
Kentuck .....	4	135	352 29
Lemon .....	46	771	2, 159 73
Matamoras .....	583	1, 172	42, 817 60
Macon City .....	54	1, 544	4, 037 43
Mountain Boy .....	56	437	6, 323 28
Magnet .....	9	732	201 37
Mortimer .....	28	1, 650	1, 499 13
Orange .....	47	1, 428	2, 271 50
Other mines .....	31	61	2, 822 60
Phil. Sheridan .....	2	318	87 51
Pioneer .....	21	336	875 36
Phoenix .....	567	1, 960	14, 154 19
Pleades .....	71	423	2, 845 57
Richmond Consolidated .....	39, 715	1, 450	2, 193, 179 19
Republic .....	6	351	1, 505 00
Rocky Point .....	4	625	333 45

## Production of gold and silver from the mines of the State of Nevada, &amp;c.—Continued.

Name of mine.	Quantity of ores worked.		Value.
	Tons.	Pounds.	
EUREKA COUNTY—Continued.			
Star .....	25	553	\$5,048 55
Silver Corner .....	69	1,927	3,550 51
Sterling .....	16	1,488	1,294 54
Silver West .....	34	1,078	1,187 18
Stella .....	10	293	611 49
Star of the West .....	8	977	859 92
Silver Fleece .....	12	706	2,126 27
Silver Lick .....	75	1,117	5,569 21
Snell .....	14	30	485 52
Troy .....	20	57	3,379 90
Tallahassee .....	3	184	160 78
Union .....	3	669	33 00
Uncle Sam .....	8	1,255	657 66
Vulcan .....	6	782	690 78
Wide West .....	12	692	896 87
Williamsburg .....	109	615	4,176 41
Williams .....	39	1,511	2,824 76
War Eagle .....	39	1,544	1,448 10
Total yield .....	125,934	1,558	5,984,326 44
ESMERALDA COUNTY.			
A. D. Robinson .....	19		786 00
Black Warrior and Vanderbilt .....	167	1,363	8,088 84
Callison .....	724		62,663 40
D. R. Robinson .....	66		2,244 00
Dolores .....	525		8,600 00
Endowment .....	1,989		64,883 99
Geo. Atwood .....	1	462	133 28
Geo. Dunn .....	132		4,884 00
Grundy and Strosnider .....	114		2,337 00
Grundy and Spence .....	134		4,700 00
Henry Williams .....	309	1,500	4,050 64
H. W. Bodfish .....	23		722 00
H. C. Douglas .....	40		1,025 85
Indian Queen .....	63	1,500	9,358 50
John Lavell .....	22	436	943 87
Lodi .....	21	1,800	754 32
Northern Belle .....	13,644		573,920 51
R. W. Millsap .....	40		1,000 00
Strosnider .....	249		6,727 00
Vanderbildt and Pocpillo .....	948	1,098	57,719 37
Wheeler .....	618		26,905 00
Wilson .....	100		1,826 00
White and Ross .....	34		518 00
Total yield .....	19,986	159	844,791 57
ELKO COUNTY.			
De Frees .....	295		21,722 11
Grand Prize .....	11,091		1,208,918 90
Hussey .....	1,247		58,842 62
Independence .....	1,690		103,049 80
Leopard .....	1,084		67,647 00
Navajo .....	200		12,000 00
Total ores .....	15,607		1,472,180 43
Tailings worked .....	225		3,375 00
Total yield .....	15,832		1,475,555 43
HUMBOLDT COUNTY.			
Arizona Silver Mining Company .....	2,481		51,513 00
Rye Patch Mill and Mining Company .....	3,508	600	155,103 22
Total ores .....	5,989	600	206,616 22
Tailings worked .....	18,075		90,737 50
Total yield .....	24,064	600	297,353 72
LANDER COUNTY.			
Battle Mountain Mining Company .....	569	306	29,428 3
Bice, John .....	3	1,374	751 8
Cooper, H. H. .....	27	1,874	6,765 5

Production of gold and silver from the mines of the State of Nevada, &c.—Continued.

Name of mine.	Quantity of ores worked.		Value.
	Tons.	Pounds.	
<b>LANDER COUNTY—Continued.</b>			
Cook & Co. ....	3	888	\$852 97
Defiance .....	8	380	903 51
Detroit .....	22	1,694	10,132 95
Dreaper, G. ....	.....	336	864 97
Esther .....	53	1,066	12,973 49
Eclipse .....	65	88	10,048 79
Finnegan .....	5	904	1,691 68
Grove .....	.....	1,100	869 87
General Thomas .....	7	300	1,392 32
Hill .....	2	480	242 65
Homestake .....	52	936	11,853 40
Leigh & Co .....	6	1,388	1,540 98
Lee, Thomas .....	13	1,662	3,811 14
Morris & Cable .....	11	1,048	5,404 55
Morrow .....	9	1,670	2,123 17
Manhattan Silver Mining Company .....	4,754	.....	447,192 24
McFee .....	10	1,920	7,640 88
Mullen .....	5	256	1,641 78
Post & Ward .....	31	1,150	5,995 34
Patriot .....	15	300	4,454 43
Roseber .....	1	400	90 40
Trask .....	.....	500	412 83
Ward .....	38	862	13,974 86
Total yield .....	5,720	1,082	582,584 45
<b>LYON COUNTY.</b>			
		<i>Tailings worked.</i>	
Atlanta Mill .....	.....	5,000	38,052 62
Bacon Mill .....	.....	1,195	32,032 70
Excelsior Mill .....	.....	4,569	32,206 97
French's Mill .....	.....	200	1,500 00
Lyon Mill and Mining Company .....	.....	43,425	170,746 51
Pacific Mill Company .....	.....	7,000	70,000 00
French Mill .....	.....	2,082	49,256 05
Union Mill and Mining Company .....	.....	13,200	73,839 52
Woodworth Mill .....	.....	13,623	141,998 26
Total yield .....	.....	90,294	609,632 63
<b>LINCOLN COUNTY.</b>			
		<i>Ores worked.</i>	
Alps Silver Mining Company .....	.....	2,778	1,430
Bonanza .....	.....	2	79
Blue Bell .....	.....	80	.....
Clute, E. R. ....	.....	18	990
Chance .....	.....	6	1,400
Clymer .....	.....	5	910
Desdamona .....	.....	58	510
Day Silver Mining Company .....	.....	1,124	1,604
Fallis .....	.....	2	900
Hillside .....	.....	150	.....
Jack Rabbit .....	.....	11	1,205
Meadow Valley Mining Company .....	.....	1,285	1,057
Mayflower .....	.....	80	1,284
National .....	.....	10	.....
Nevada .....	.....	35	690
Newark .....	.....	79	120
Peavine .....	.....	8	1,088
Pioche .....	.....	15	1,780
Raymond & Ely .....	.....	2,778	1,560
Sunbeam .....	.....	12	1,860
Techatticup .....	.....	477	400
Total ores .....	.....	9,022	867
Tailings worked .....	.....	20,621	.....
Total yield .....	.....	29,643	867
<b>NYE COUNTY.</b>			
Alexander Mining Company .....	.....	2,055	127
Clipper .....	.....	106	1
Gila .....	.....	781	715
Highbridge .....	.....	3	545
Illinois .....	.....	424	1,884
			72,099 75
			4,118 88
			49,238 34
			2,104 11
			47,349 30

## Production of gold and silver from the mines of the State of Nevada, &amp;c.—Continued.

Name of mine.	Quantity of ores worked.		Value.
	Tons.	Pounds.	
NYE COUNTY—Continued.			
North San Pedro.....	52		\$3,016 00
Other mines.....	28	348	3,080 11
P. Downey & Co.....	53		4,028 00
Q. G. and Bunker Hill.....	4,029		124,684 20
Storm King.....	636	95	40,955 86
Stonewall.....	78	1,630	4,991 35
Tybe Consolidated.....	16,414		426,483 76
Ural Silver Mining Company.....	507	1,000	23,359 89
Total ores.....	25,169	345	805,509 55
Tailings worked.....	377		6,743 43
Total yield.....	25,546	345	812,252 98
STOREY COUNTY.			
Andes.....	936		14,040 00
Belcher.....	2,985		69,470 62
Consolidated Virginia.....	190,786	900	15,461,178 00
California.....	207,194	1,485	17,640,060 32
Chollar Potosi.....	11,706		187,505 19
Consolidated Imperial.....	9,761		123,690 83
Crown Point.....	7,829	450	133,500 76
Empire.....	3,968		55,274 24
Justice.....	62,852	1,100	1,102,793 93
Ophir.....	2,484	1,450	101,426 13
Overman.....	282	1,700	7,452 66
Trojan.....	7,749	1,000	70,914 06
Total ores.....	508,536	85	34,967,307 34
Tailings worked.....	83,563	1,000	811,040 45
Total yield.....	592,099	1,085	35,778,347 79
WHITE PINE COUNTY.			
Copper Silver Glance.....	10	540	406 67
Crescent.....	18		631 50
Eberhardt and Aurora.....	620	1,861	20,978 94
Exchequer.....	32		1,120 00
Eagle and Crescent.....	479	1,336	4,152 61
Hunter Consolidated.....	1,231	1,624	62,795 09
Kate Alice.....	185		1,665 00
Newark.....	6	1,407	921 95
Osceola.....	6	1,000	266 25
Paymaster.....	4,452	1,541	319,485 70
Prince.....	38	1,330	2,592 47
Pacific.....	793	500	17,190 00
Queen.....	35	1,651	7,856 71
Stafford.....	706		24,926 80
Silver Wreath and Lookout.....	1	500	1,143 58
Star.....	2,571	1,000	158,982 75
Tallahassee.....	13	1,911	920 28
Teacup.....	654	750	33,678 37
Twin.....	3	312	473 47
Total yield.....	11,861	1,263	660,188 14



*Production of gold and silver from the mines of the State of Nevada, &c.—Continued.*

## RECAPITULATION.

Name of county.	Ores.			Tailings.		
	Tons.	Pounds.	Value.	Tons.	Pounds.	Value.
Eureka.....	125,934	1,558	\$5,984,326 44	.....	.....	.....
Esmeralda.....	19,986	159	844,791 57	.....	.....	.....
Elko.....	15,607	.....	1,472,180 43	225	.....	\$3,375 00
Humboldt.....	5,989	600	206,616 22	18,075	.....	90,737 50
Lander.....	5,720	1,082	582,584 45	.....	.....	.....
Lyon.....	.....	.....	.....	90,294	.....	609,632 63
Lincoln.....	9,022	867	477,250 40	20,621	.....	154,580 28
Nye.....	25,169	345	805,509 55	377	.....	6,743 43
Storey.....	508,536	85	34,967,307 34	83,563	1,000	811,040 45
White Pine.....	11,861	1,263	660,188 14	.....	.....	.....
Total.....	727,826	1,959	46,000,754 54	213,155	1,000	1,676,109 29
Total ores.....	.....	.....	.....	727,826	1,959	46,000,754 54
Total tailings.....	.....	.....	.....	213,155	1,000	1,676,109 29
Grand total.....	.....	.....	.....	940,982	959	47,676,863 83

STATE CONTROLLER'S OFFICE,  
Carson, Nev., August 26, 1878.

I hereby certify that the foregoing is a true and correct statement of the yield of the mines of this State for the year commencing July 1, 1877, and ending June 30, 1878, as compiled from the quarterly reports of the several county auditors, filed in this department.

Witness my hand and seal of office this 26th day of August, A. D. 1878.

[SEAL.]

W. W. HOBART,  
State Controller.

UNITED STATES INTERNAL REVENUE  
COLLECTOR'S OFFICE, DISTRICT OF UTAH,  
September 6, 1878.

SIR: In reply to your letter of July 22, 1878, inquiring as to the gold and silver yield of the Utah mines, I inclose statement of same for calendar year 1877, prepared by J. E. Dooly, agent of Wells, Fargo & Co. at this point. It takes exact account of everything save a small amount of gold dust, the product of placer-mining in Bingham Cañon, and gives a total of \$5,588,538.60. The gold-dust spoken of would make it at least an even \$5,600,000. About 7 per cent. of this is gold, the rest silver.

It will be noticed that about three-sevenths of the total yield was from milling or silver rock proper; four-sevenths from smelting or lead ores.

For the first six months of 1878 the product of gold and silver from the latter source fell off as compared with the first half of 1877 about \$360,000, owing to a drop of 50 to 60 per cent. in the price of lead, but the loss was more than made up by the increased product of the mills, particularly in the Leeds district, and the product from leaching-ores, so that the yield of gold and silver for 1878 is not likely to vary much from that of 1877.

Increased attention is being given to purely gold and silver bearing mines, and the prospect is that the yield for 1879 will materially exceed that for either 1877 or 1878.

Very respectfully,

O. J. HOLLISTER.

Hon. H. R. LINDERMAN,  
Director of the Mint.

WELLS, FARGO & Co.,  
Salt Lake City, Utah, January 1, 1878.

DEAR SIR: We take pleasure in presenting to you a detailed statement, showing the production of gold, silver, and lead in this Territory for the year ending December 31, 1877, which we have carefully prepared and compiled:

Smelters.	Total ounces fine silver.	Total ounces gold.	Total pounds lead.	Months in operation.
Chicago Smelter.....	122, 711	521	2, 710, 000	7
Conklin, Jones & Co.....	9, 000	45	315, 000	1
B. M. DuRell.....	150, 000	875	3, 675, 000	8
Frisco Smelter.....	27, 640	3	614, 701	4
Germania Smelter.....	216, 183	1, 264	4, 944, 817	12
Hilliard Smelter.....	168, 813	932	2, 590, 263	4
Holden L. E. Smelter.....	159, 750	1, 300	5, 725, 000	3
Jordan Smelter.....	40, 000	300	143, 000	8
Mather & Geist.....	417, 120	2, 185	10, 428, 000	8
Mingo Smelter.....	166, 609	940	6, 099, 227	11
Milford Smelter.....	73, 846	193	1, 510, 232	6
B. W. Morgan.....	192, 660	1, 325	3, 781, 232	12
Pascoe Smelter.....	61, 162	1, 010	1, 820, 000	12
Ryan & Co.....	37, 801	.....	740, 230	3
Shumer & Co.....	31, 920	.....	795, 785	3
Waterman Smelter.....	89, 183	11	3, 194, 000	8
Total.....	1, 964, 398	10, 904	49, 086, 487	.....
QUARTZ MILLS, NORTHERN UTAH.				
Crismon Mammoth.....	1, 167	5, 135	.....	.....
Ontario Silver Mining Company.....	1, 837, 734	.....	.....	.....
Shoebridge Mill.....	34, 673	.....	.....	.....
Wyoming Mill.....	28, 551	1, 155	.....	.....
Total.....	1, 902, 125	6, 290	.....	.....
QUARTZ MILLS, LEEDS DISTRICT.				
Leeds Silver Mining Company.....	252, 364	.....	.....	.....
Rock Cliff Mill.....	86, 668	.....	.....	.....
Other Mills.....	16, 448	.....	.....	.....
Total.....	355, 480	.....	.....	.....
TOTAL GOLD, SILVER, AND LEAD IN ORES SHIPPED.				
Omaha Smelting and Refining Company.....	16, 000	40	147, 000	.....
Scott & Anderson.....	104, 046	63	5, 614, 000	.....
Saint Louis Smelting and Refining Works.....	9, 709	28	40, 900	.....
Lavinia Mining Company.....	7, 945	.....	190, 693	.....
Total.....	137, 700	131	5, 992, 593	.....

RECAPITULATION.

4,359,703 ounces of silver, at \$1.20, average price for 1877.....	\$5, 231, 643 60
17,325 ounces of gold, at \$20.60, average price for 1877.....	356, 895 00
54,936,080 pounds of lead, at \$60 per ton, average price for 1877.....	1, 648, 082 00
Total value.....	7, 236, 620 60

UNITED STATES ASSAY OFFICE,  
Helena, Mont., September 20, 1878.

SIR: In answer to your letter of the 20th of July, I have the honor to submit the following as the yield of gold and silver of Montana Territory for the fiscal year ended June 30, 1878:

Gold dust and bars shipped by express.....	\$2, 060, 511
Gold held by miners and taken out of the Territory by private hands.....	200, 000
Total gold.....	2, 260, 511

Silver bars by express.....	\$1, 119, 635
Silver in ore-shipments.....	250, 000
Silver in lead bars.....	300, 000
Total silver.....	1, 669, 635

Very respectfully, your obedient servant,

CHARLES RUMLEY,  
*Assayer in Charge.*

Hon. H. R. LINDERMAN,  
*Director of the Mint.*

UNITED STATES ASSAY OFFICE,  
*Helena, Mont., September 30, 1878.*

SIR: I have the honor to forward herewith statement of the amount of the probable product of gold and silver of Montana Territory for the next twelve months, compiled from statistics gathered from various camps throughout the Territory by Mr. John W. Eddy, clerk of this office.

I am satisfied the statement will prove nearly correct.

I am, sir, your obedient servant,

CHARLES RUMLEY,  
*Assayer in Charge.*

Hon. H. R. LINDERMAN,  
*Director of the Mint.*

#### *Silver and gold mines of Montana.*

*Silver.*—During the last twelve months more rapid and substantial progress has been made in the development of mines and treatment of the ores than ever before in Montana. In many localities the character of the ores was for a long time imperfectly understood. The surface-products gave little indication of what elements might be found in combination where the vein-matter was found solidified as depth was attained, and many of the metallurgical methods adapted to the treatment of the friable surface-ores were found altogether inadequate to reduce the refractory products reached in many places only a few feet below.

In some localities, notably Butte, the ores are sufficiently free to be milled without previous roasting at present; but even there they are more rebellious below water, and the mills are being supplemented by furnaces that will complete the process necessary to extract the precious metals.

Development has progressed sufficiently to determine the probable permanency of the lodes, although deep mining is yet unknown, 500 feet being the exceptionally deep working in the Territory. The most prominent and productive silver-mining camp in the Territory at present is Butte, about fifty miles south of this point. On the 1st of November next about eighty stamps will be operating there, besides four arastras, on ores generally good in grade, and in quantity abundant far above the present capacity for treatment. A furnace is now in process of erection for matting the heavy ores as now done in Alma, Colo.

It would not be an unsafe estimate to expect from Butte, in round numbers, one and a half million dollars during the next twelve months succeeding September 1 instant. The mines in the vicinity of Jefferson City have developed recently far beyond expectation, a single one producing at least 2,000 tons of excellent ore, while the reduction-works established there by the Montana Company are already beginning to show profitable results. At Glendale a leaching process is added to their works, and an increased amount of bullion may be expected from that locality.

Probable silver product from Butte.....	\$1, 500 000
Probable silver product from Glendale.....	1, 250 000
Probable silver product from Phillipsburg.....	350 000
Probable silver product from Jefferson.....	200 000
Probable silver product from other places.....	200 000

Or a total product of..... 3, 500 000

reasonably expected for the year ending September 1, 1879.

*Gold.*—In former times the enormously rich placers of this region were its chief attraction, and are still a source of large income. In localities where mines of this character have been exhausted, or nearly so, the development of the various quartz-lodes is beginning to supply the deficit. Requisite machinery for the proper reduction

of the ores is rapidly supplying the camps wherever sufficient work has been done to render permanency probable.

The Silver Creek District, recently made famous by the "Penobscot Bonanza," will add probably not less than one million dollars to the gold product of next year. The ranking mines there are the Penobscot and Snowdrift, Belmont, Whippoorwill, Mount Pleasant, Bluebird, Leopard, &c.

Forty stamps and two arastras, besides apparatus for concentrating the mineral out of the tailings, are now in operation on rock, some of which, from the first-named mine, still averages nearly one hundred dollars per ton.

Silver Star district, about seventy-five miles south from here, is also producing well with moderate facilities, and will add about a quarter million dollars to the gross product of gold during the coming year.

The renewed activity in mining has reached the Cable district, and work which, owing to legal complications, has been suspended for a long time is now revived, and about a quarter million dollars ought to be realized from that locality.

Other smaller camps are organizing in many directions and, with advent of suitable facilities for the extraction of the metals from the ore, promise to yield generous returns for the outlay. From the placers not less than one and a half million dollars ought to be expected with an average supply of water for the season's work.

Probable gold product from Silver Creek district .....	\$1, 000, 000
Probable gold product from Silver Star district .....	250, 000
Probable gold product from Cable district .....	250, 000
Probable gold product from other quartz districts .....	500, 000
Probable gold product from placers .....	1, 500, 000
Or a total gold product of .....	3, 500, 000
reasonably expected for the year ending September 1, 1879.	
Total gold .....	\$3, 500, 000
Total silver .....	3, 500, 000
	7, 000, 000

JNO. W. EDDY,

Chief Clerk United States Assay Office, Helena, Mont.

MINT OF THE UNITED STATES,  
Denver, Colo., October 1, 1878.

SIR: In compliance with your request, I have the honor to report that from the best information at my command I find the bullion product in this State for the fiscal year ended June 30, 1878, to be as follows, viz:

Gold .....	\$3, 366, 404
Silver .....	\$3, 517, 647
Silver in ores .....	1, 877, 293
	5, 394, 940
Total .....	\$8, 761, 344

The silver product has largely increased since July 1, 1878.

I have further to report that I was unable to obtain any reliable information as to the general character of the mines in this State and their probable production in the future, but the continual discoveries of exceedingly rich mines and their present yield would indicate that the bullion resources of this State are inexhaustible.

Very respectfully, your obedient servant,

H. SILVER,  
Assayer in charge.

Hon. H. R. LINDERMAN,  
Director of the Mint.

TERRITORY OF ARIZONA, EXECUTIVE OFFICE,  
Prescott, July 27, 1878.

SIR: In reply to your letter of inquiry of the 8th instant, this day received, I have the honor to report that we have no statistics in this Territory as to the production of either silver or gold as will enable any one to arrive at any very certain figures as to

the amount of either; but from the best estimate that I can form from such facts as have come to my knowledge, I place the production of each of said metals as given below.

I have the honor to be, very respectfully,

JOHN P. HOYT,  
*Governor.*

Hon. H. R. LINDERMAN,  
*Director United States Mint.*

Silver bullion for year ending June 30, 1878.....	\$4,500,000
Gold bullion for year ending June 30, 1878.....	500,000
Total .....	5,000,000

[Telegram.]

SAN FRANCISCO, *October 28, 1878.*

To DIRECTOR MINT:

Annual production of silver from Arizona mines estimated at three million dollars at outside.

H. L. DODGE,  
*Superintendent Mint.*

BUREAU OF AGRICULTURE, STATISTICS, AND MINES,  
*Nashville, Tenn., July 9, 1878.*

SIR: Your letter of yesterday, directed to Governor Porter, has been referred to me. The gold mines of Tennessee are worked only to a limited extent, and only when nothing better presents itself. The average yield per man per day does not exceed fifty cents' worth of gold-dust. All the richest gravel has been washed over, and the amount of gold now taken out does not exceed \$2,000. Very small quantities of this are sent to the mint, being used by local jewelry establishments. No silver-mines have yet been discovered in the State.

Respectfully,

J. B. KILLEBREW,  
*Commissioner.*

Hon. H. R. LINDERMAN,  
*Director of the Mint.*

UNITED STATES ASSAY OFFICE,  
*Charlotte, N. C., September 28, 1878.*

SIR: In compliance with your request of July 20, 1878, I have the honor to report as follows concerning the character, the present rate of production, and the prospective yield of the mines in North Carolina:

The gold-producing area of the State of North Carolina is not far from 25,000 square miles, but the portion productive on a working scale is considerably less, being about 12,000 square miles, and embraces the western half of the State. Gold is produced at intervals over this entire area.

This stretch of country contains at least three different geological formations.

The middle area is best described as granite or syenite, though neither of these terms give a precise description of the formation.

The eastern belt is made up generally of slates, mostly argillaceous, while the western is gneissoid in its structure, verging into hornblendic and mica schist and some minor mineralogical forms.

Each of these areas has furnished veins, placers, and true gravel deposits. About 140 mines of the precious metals are known to us in this State on which some work has been done.

The middle formation has been longest known, and, though the smallest in extent, has been worked the most largely and productive; its placers and gravel deposits were, for the most part, exhausted a generation ago; only a few patches now remain, and these chiefly because not convenient to water.

With some exceptions the veins of this belt vary in width from 6 inches to 4 feet, and as there is generally a "front" and a "back" vein—i. e. two parallel seams of ore-matter a few feet apart—with intermediate seams of ore-matter, the whole deposit is of good width. The intermediate "country" is usually slaty, and the ore in the upper

part of the mines is also slaty, but in depth loses this peculiarity to a great extent and shows a tendency to become more compact.

Above the permanent water-line, which is rarely more than 40 feet from the top, the ore is the highly altered, soft, hydrated peroxide of iron (brown ore as it is locally termed), with little of the sulphuret of iron or copper present which it originally contained.

This ore is easily mined, readily treated with cheap apparatus, and the precious contents extracted to a high percentage.

Most of the known mines have been stripped of ore down to the permanent water-line, only a few pillars being left for support. Accordingly, the resources of this nature are not worthy of large dependence except many new mines should be discovered.

The occurrence of sulphurets in large proportion at or near the water-line, together with heavy bodies of water requiring expensive machinery, presented a difficult problem to our miners of twenty years ago, under the then conditions of mining work, and most of the mines were abandoned and still remain so.

All the belts enumerated exhibit these general characteristics, but with some peculiarities.

In the eastern or slate belt the water line is frequently at a lower level, the seams of ore are somewhat larger and more slaty in their structure, and generally not so readily distinguished from the bedded masses in which they occur; moreover the gold is more finely laminated, resembling gold-leaf, and from this peculiarity, floating off more easily on the water during treatment.

In the western gneissoid area, immediately bordering the central belt, the veins are mostly of great width, thirty feet not being uncommon, and yield abundantly low-grade ores; in their structure they partake of the bedded condition of the country to such a degree as to suggest the idea that they are beds, and not true veins, differing from their associates only in being more highly charged with mineral matter. In the mountainous region of the State, the mineral resources have never yet received much attention by reason of difficulty of access; of the character of the auriferous veins little can be said, but they are generally reputed to be narrow.

Iron pyrites, and its altered terms, form the chief mineral constituents of all the auriferous ores in this section. Galena is occasionally found, but rarely in any considerable quantity; as an ore it is found in working proportion only in the Silver Hill Mine, Davidson County. Zinc blende, in still smaller proportion, is an almost invariable accompaniment of Galena.

Nickel and Cobalt ores are not known to exist in working quantity, but they are frequently found in traces in many sulphurets. Copper is found in every mine; the black sulphuret (Chalcocite) occurs to our knowledge in quantity only in the Chick mine in Moore County, and Peacock copper ore (Bornite) only at the Gillis mine in Person County, and at the Copper Knob (Gap Creek) mine in Ashe County; both carry considerable gold and silver.

The chief ore of copper is the yellow sulphuret (chalcopyrite) with iron pyrites; at several mines it is found in such percentage as to constitute a true copper ore and valuable for that metal independently of other constituents, for example, Gold Hill, Phoenix, Pioneer Mills, Crosby, Kerns, and Cathey. None of these are now worked, the first excepted.

Arsenic and antimony are very rarely present to a noticeable per cent. In a word, the ores of this section are refractory, chiefly as the sulphurets make them so.

Both the eastern and the western belts have large areas of gravel, but in neither is the extent of the deposits known accurately; the want of water has hitherto prevented extensive work upon them. The eastern gravel deposits are larger and deeper; the best known examples are the Portis mine in Franklin County, and the Christian mine in Montgomery County, both have been extensively worked in the past and are still worked in a desultory way, as water can be commanded. In these deposits the gold is largely contained in strings of rich quartz permeating the looser mass in every direction; a thorough extraction of the gold from these strings and boulders involves their pulverization. The Christian mine has yielded many fine nuggets weighing from a few dwts. each to a pound or more.

The gravel of the central area of which little now remains is spread in a thin layer over the undisturbed soil or bed-rock, and itself covered over with the debris of subsequent washes.

The gravel of the western area occurs similarly, but lies more deeply and here and there by secondary diluvial action brought again to the surface. The best-known localities are Brindletown and Brackettown in Burke County, both of which have been worked for forty or fifty years.

Within a few years, improved methods have been introduced, especially by J. C. Mills, esq., of Brindletown, which has given a new impulse to the business and considerably increased the amount of gold produced.

I am conscious that the above general statement of the nature of our mines and their

characteristics is imperfect, especially in that many important points are omitted, but the limits of this report precludes a more detailed description of them.

As regards the present condition of our mines and the annual production, I will be as brief as possible.

There are nine mines in which work is done on an extensive scale for this region; in each the production cannot be less than \$100 per week, and in some twice or thrice that sum.

There are also ten in which some work is done, which remunerates the miners well for their work, and leaves a small toll for the owners; the aggregate production of these ten is probably from \$200 to \$300 per week.

Four mines have been recently suspended for the present, as the ore proved too refractory for the appliances—stamp-mills and amalgamators.

There is an evident disposition on the part of farmers to spend their odd time and intervals when crops are laid by in developing veins on their property (of which the number is very considerable). I am not able to enumerate all the localities where work of this kind is done, but the aggregate production from this kind of work is considerable. The cheapness of labor and supplies at present makes such work possible for the first time in many years; and on the whole, considering the nature of the time given to such work, it is fairly remunerative.

The mines alluded to are operated by ten batteries of five stamps each, fifteen Chilian mills or arrastras, and in one mill by pans in addition to stamps. At King's Mountain mine are forty stamps ready for use when the present underground works have reached the known ore bodies.

The gravel and placer mines now worked are situated for the most part in Montgomery, Rutherford, McDowell, Burke, and Catawba Counties. As but a part of this production comes to this office, I cannot speak confidently as to the amount; it cannot be less than \$25,000 per year, and may be as high as \$50,000. The entire production of the State is probably \$150,000 per annum from all sources.

Of the probable future production of the mines of North Carolina, I must speak with caution. I think there is a tendency to increased production, but the extent of that increase depends upon so many factors of unknown value, that any attempt at prediction might be misleading and illusory. With our modes of mining and our present appliances, it can hardly be largely enhanced unless from the opening of new mines. I am inclined to think \$25,000 per year as the highest probable increase from the small and ordinary sources, while the yield from mines now under development may reach, the next year, to as high as \$100,000. It will be readily understood, however, how largely a matter of conjecture this is, and how easily the most cautious forecast may fail.

A brief catalogue of the important mines now yielding ore, or where works are now in operation looking to that end, will perhaps give a better idea of the future than any merely general statement; at least it will serve to show the basis of my judgment. \* \* \*

Many of these facts are the results of personal observation the last few months, and of assays of ore in this office; other data are derived from persons whom we regard as perfectly reliable, or from a comparison of views.

From a careful examination of these actual and probable sources of gold, I do not think it an exaggeration to expect a production of \$250,000 per year in the immediate future.

I will add that the auriferous areas of Georgia and South Carolina are so closely connected with that of North Carolina as to constitute practically one.

I have briefly alluded here and there to the unfavorable industrial conditions which have impeded mining development in the past; in my statements respecting our resources I have spoken only of methods which are within our power, but, with the cheapening of the process of gold metallurgy, and the increase of their efficiency, I am confident that their application in the fields of North Carolina will be of great importance. The inducements to the establishment of metallurgical works here seem to me so evident that I can hardly doubt that we shall have them in no long time. Their operations would largely increase our yield. This subject, however, is too uncertain to follow further.

Hoping that this report contains satisfactory answers to all the material parts of your request,

I am, sir, your obedient servant,

CALVIN J. COWLES,  
*Assayer in Charge.*

Hon. H. R. LINDERMAN,  
*Director United States Mint.*

GEOLOGICAL ROOMS,  
Raleigh, N. C., August 19, 1878.

SIR: Your letter to the governor, making inquiries about the product of gold and silver in North Carolina for the past year, has been referred to me for answer. From the best observation and estimates I can get, I put the aggregate product of our gold mines at \$160,000. The silver mined in the State is too trifling in amount to be worth mention.

Respectfully, yours,

W. C. KERR,  
State Geologist.

Hon. H. R. LINDERMAN,  
Director of the Mint.

OMAHA SMELTING AND REFINING COMPANY,  
Omaha, Nebr., August 3, 1878.

SIR: Replying to yours of the 12th ultimo., our silver output during the time mentioned, at \$1.29.29 per ounce, was \$2,715,624; gold, at \$20.67.18 per ounce was \$427,701. We cannot say exactly where above came from; should estimate about as follows:

	Silver.	Gold.
	Per cent	Per cent.
Nevada .....	55	85
Utah .....	25	5
Idaho and Montana.....	10	.....
Idaho .....	5	5
Colorado .....	5	2½
Arizona and California .....	5	2½

Yours, respectfully,

E. W. NASH,  
Secretary and Treasurer.

Hon. H. R. LINDERMAN,  
Director of the Mint.

PITTSBURG LANDING,  
Rancho Los Medanas, Contra Costa County, California, September 9, 1878.

DEAR SIR: Mr. Hamilton Smith has handed me your letter of July 20, sent to him through Mr. Glenny, of Nevada Bank, requesting some general information with reference to "the present condition of hydraulic gravel mining in the State of California, &c."

As Mr. Smith's time is almost entirely occupied in connection with our works, of which he is general manager, he has requested me to write you in answer.

Hydraulic mining in this State has approximated its maximum. The yield of gold from this source for 1878 will reach about \$12,000,000.

At an important and long-continued trial which took place during July and August last at Marysville, between the owners of land (plaintiffs) claiming to be damaged by débris from the mines and some of the hydraulic miners (defendants), much information as to the yield of gold from this class of mines was elicited in the testimony from mine owners in various portions of the State. The result of this testimony varied from \$11,000,000 to \$13,000,000, and it will be safe to assume \$12,000,000 as the yield for 1878, from hydraulic, drift, placer, and river mining, not, of course, including any yield from quartz.

It is in my opinion highly probable that this yield will slowly increase during the next five years until it will reach \$15,000,000, beyond which it will not increase; but this yield, when reached, will continue as an average for fifty years or more thereafter.

The gravel channels are now pretty well known and their limits well established; the principal mines on these channels are mostly owned and held by corporations with large capital. Nearly, if not quite all of the outlets or points from which these channels can be reached and worked by deep and long tunnels are held by these corporations, and the same may be said of the water supply and reservoir sites, without which these gravel channels are valueless, as they cannot be worked.

To open properly a gravel or hydraulic mine, so that it can be worked profitably, is a work of many years, requiring a large outlay of capital, as in connection with the ownership of the mine, if it is to be worked, arises the necessity of bringing water, if water can be had, as well as the construction of reservoirs, if a proper site for the same



can be found in the high mountains, to hold water during the long dry season when the streams are dry, or nearly so, as also the construction of long, deep tunnels through which to reach the bottom of the gravel channels and get rid of the water and gravel after the gold is extracted.

The \* \* \* Company were over ten years from date of organization engaged in buying mining claims and in constructing their works, and the \* \* \* Company have been some seven years engaged in the same work. During this time the two companies have constructed two enormous reservoirs, one requiring a dam of 100 feet height, and which has a storage capacity of 1,000,000,000 cubic feet of water, the other requiring a dam 145 feet high, with a storage capacity of 800,000,000 cubic feet. Both of these reservoirs will be completed during the coming month of October.

These companies have also constructed, the one 45 miles of canals, the other 75 miles, in all about 120 miles of canals over a very rough mountain country on the western slope of the Sierra Nevada Mountains, to carry the water from these reservoirs to the mines.

These canals have cost from \$8,500 to \$10,000 per mile, and, coupled under the reservoirs, furnish an average supply of water to the mines of these companies of about 90,000,000 gallons of water per day during the year.

These companies have also constructed four long, deep tunnels, varying from 3,000 to 8,000 feet in length, costing from \$40 to \$60 per foot, and the total amount expended by both companies is about \$4,000,000 in gold coin, exclusive of interest. Work has progressed steadily since 1866. By the close of October of this year the construction account will be closed, as the work will be finished.

It must be evident that only permanency in the mines will justify such a large outlay, and it must also be evident that so large an expenditure, extending over such a length of time before returns are received, is beyond individual means, and can be procured only through corporate organizations.

It will be safe to assume the annual gross yield from these mines at \$1,000,000 a year for the next fifty to seventy-five years. The \* \* \* Company's yield this year will reach \$325,000. The mining operations of these three companies are the largest in the State, and I merely give you these statements (because I can vouch for their approximate correctness) as a memorandum showing how many mines must be in active operation to produce the \$12,000,000 or \$15,000,000 yearly, at which we estimate the gold yield from this class of mines.

The scarcity of reservoir sites in the high Sierras, coupled with the large amount of capital and length of time required to aggregate in a proper locality sufficient mining ground, and construct the works required to store and bring water to the mines, and to open long, deep tunnels to reach the bottom of the gravel channel, and to open up a hydraulic mine on a paying basis, will forbid any very important increase in this class of mining.

It is quite likely, and indeed quite probable, that drift mining upon these gravel channels (where they cannot be reached for hydraulic operations) will increase much more rapidly in the future than has been the case in the past, owing to the decreased cost of labor and supplies. This drift mining consists in sinking shafts upon the gravel channels (or in rare instances in reaching them with tunnels) from surface to bed-rock, varying from 300 to 500 feet in depth, and then drifting out the gravel where it will pay, hoisting it to the surface through the shaft, and washing it in a sluice.

The amount of material which can be hauled, and amount of gold extracted therefrom, as compared with hydraulic operations, is so small that the gross results cannot materially increase the gross yield of gold from gravel mining yearly.

My conclusion, based upon an experience of nearly fifteen years in connection with hydraulic as well as all other kinds of mining upon this coast, is, that the gross yield from gravel mines of all kinds in California will never exceed \$15,000,000 a year, and that this amount will, with certainty, be realized yearly for the next three or four generations.

Trusting you will pardon the length of this epistle,

Very respectfully, your obedient servant,

L. L. ROBINSON.

Hon. H. R. LINDERMAN,

*Director United States Mint, Washington, D. C.*

Faint, illegible text, possibly bleed-through from the reverse side of the page.


Second block of faint, illegible text, continuing the bleed-through from the reverse side.

Third block of faint, illegible text at the bottom of the page.

---

**REPORT OF THE FIRST COMPTROLLER.**

---



REPORT  
OF  
THE FIRST COMPTROLLER.

TREASURY DEPARTMENT,  
FIRST COMPTROLLER'S OFFICE,  
*Washington, D. C., November 15, 1878.*

SIR: The following report, exhibiting the work performed by this office during the fiscal year which ended June 30, 1878, is respectfully submitted:

Warrants, embracing the examining, countersigning, entering upon blotters, and posting into ledgers, of the following number of warrants:

Treasury proper.....	2,725
Public debt.....	71
Quarterly salaries.....	1,065
Diplomatic and consular.....	2,454
Customs.....	4,464
Internal Revenue.....	4,224
Judiciary.....	2,877
War, pay.....	3,528
War, repay.....	1,175
Navy, pay.....	2,103
Navy, repay.....	314
Interior, civil.....	1,999
Interior, pay.....	3,367
Interior, repay.....	778
Appropriation.....	123
Customs (covering).....	1,441
Land (covering).....	1,517
Internal Revenue (covering).....	1,631
Miscellaneous (covering).....	6,932
Miscellaneous, repay (covering).....	2,058

44,846

The following accounts from the First and Fifth Auditors of the Treasury and the Commissioner of the General Land Office were received, recorded, revised, and certified:

Judiciary, embracing the accounts of the United States marshals, for their fees and for the expenses of the United States courts; the accounts of the United States district attorneys, and the accounts of the commissioners and clerks of the United States courts.....	2,713
Diplomatic and consular, embracing the accounts of diplomatic officers of the United States for their salaries and contingent expenses; accounts of United States consular officers and commercial agents for salaries and fees, office-rent and miscellaneous expenses, clerk-hire, rent of prisons and pay of keepers; expenses of United States consular courts, pay of marshals and interpreters; expenses for subsistence, clothing, medical attendance and transportation to the United States of destitute American seamen in foreign countries; expenses of rescuing shipwrecked American seamen, and expenses of sending home from foreign countries persons charged with crime; accounts of the disbursing-clerk of the Department of State for all expenditures relative to diplomatic and consular affairs; accounts for salaries and expenses of joint commissions with foreign countries; accounts of the United States bankers at London; accounts relative to the International Exposition at Paris, &c..	2,395

Internal Revenue, embracing internal revenue accounts with all of the collectors; their compensation accounts, and their accounts as disbursing agents; internal revenue assessors' accounts; direct-tax accounts with commissioners and with the States; stamp agents' accounts; six different monthly accounts with the Commissioner of Internal Revenue for revenue stamps; accounts with the disbursing-clerk of the Treasury Department; with the Secretary of the Treasury for fines, forfeitures, and penalties; with the Treasury Department for stationery; with revenue agents and distillery surveyors; also, drawback accounts; accounts for refunding taxes illegally collected; for the redemption of internal revenue stamps; for expenses of detecting and suppressing violations of internal revenue laws, including rewards therefor, &c .....	4, 145
Special tax, spirit and tobacco-stamp books counted and certified .....	17, 835
Miscellaneous work, as special allowances, tax-list receipts, copies of reports, suits instituted, &c .....	3, 714
Public lands, embracing the accounts of registers and receivers of land offices, surveyors-general and their clerks, deputy surveyors, and of lands erroneously sold .....	2, 451
Steamboats, embracing accounts for the salaries and incidental expenses of inspectors of hulls and boilers .....	704
Mint and assay, embracing the accounts of gold, silver, and nickel coinage; of bullion; of salaries of the officers, and for general expenses .....	208
Public debt, embracing the account of the United States Treasurer and assistant treasurers for redemption of United States bonds and notes, and for the payment of interest on the public debt; and, also, the general accounts of the United States Treasurer for receipts and expenditures, embracing the accounts of the Treasurer for receipts from all sources covered into the Treasury and all payments made from the Treasury .....	547
Public printing, embracing accounts for printing, for paper and for binding ..	96
Congressional, embracing the accounts for salaries of employés, for contingent and other expenses of the United States Senate and House of Representatives	145
Territorial, embracing the accounts for the legislative and contingent expenses incident to the government of the Territories .....	270
Miscellaneous, embracing the accounts for salaries of the officers and employés, and the contingent expenses of the executive departments; salaries of Senators and Representatives in Congress, United States judges, district attorneys and marshals; expenses of the coast survey and the geological and geographical survey of the Territories, of public buildings and grounds, the construction of the public buildings, &c .....	2, 536
Express, embracing the accounts for transportation of gold and silver coin and bullion, minor and base coins, United States currency, national-bank notes, complete and incomplete, coin certificates, cancelled and incomplete securities, registered and coupon bonds, mutilated currency, internal-revenue moneys, national-bank notes for redemption, stamp-paper, boxes, stationery, &c .....	215
Letters written on official business .....	10, 599
Requisitions examined, entered, and reported as follows:	
Diplomatic and consular .....	1, 195
Internal revenue .....	1, 516
United States marshals .....	349
Miscellaneous .....	525
	3, 585

The above detailed statement omits a variety of duties requiring in their performance much careful labor and attention. Among these may be mentioned the examination and decision of applications for the issuing of bonds and other securities in place of securities lost or destroyed; the examination of powers-of-attorney for the collection of money due to creditors of the United States and the filing and registering of the same; the examination of official bonds and the filing and registering of the same; the preparation of papers for the commencement of suits and as evidence therein; the recording and briefing of letters received and copying of letters forwarded; and a considerable amount of other business of a miscellaneous character which need not be more particularly specified.

I beg to commend the persons employed in this office for their faithful and efficient service.

Respectfully submitted.

A. G. PORTER, *Comptroller.*

Hon. JOHN SHERMAN, *Secretary of the Treasury.*


---

---

**REPORT OF THE SECOND COMPTROLLER.**

---

---





# REPORT

OF

## THE SECOND COMPTROLLER OF THE TREASURY.

TREASURY DEPARTMENT,  
SECOND COMPTROLLER'S OFFICE,  
October 7, 1878.

SIR: In compliance with your request by letter of the 10th ultimo, I submit herewith a summary statement of the business done in this office during the fiscal year which ended on the 30th day of June, 1878.

The following table shows the total number of accounts and claims revised and adjusted, with amounts allowed thereon; also referred and other cases, settled and cases otherwise acted on, that do not involve a present expenditure.

From—	Number re- vised.	Amounts.
Second Auditor .....	8, 883	\$19, 793, 953
Third Auditor .....	5, 308	63, 454, 833
Fourth Auditor .....	4, 221	16, 201, 349
Various sources, not involving present expenditure .....	18, 412	99, 450, 135
	3, 064	3, 129, 742
Total number and amounts involved.....	21, 476	102, 597, 877

These have been duly revised and entered, and the balances due thereon certified for allowance and payment.

The following tables furnish a more detailed statement of the same accounts and claims, showing the number revised, the character of the same, the amounts allowed, and the source from which they were received:

*Accounts revised during the year.*

Character of accounts.	Number re- vised.	Amounts.
<i>From the Second Auditor:</i>		
1. Of Army recruiting-officers, for the regular recruiting service.....	54	\$115, 003
2. Of Army paymasters, for pay of the Army, including mileage to officers and general expenses.....	487	10, 130, 724
3. Special accounts settled by the paymasters' division.....	1, 404	1, 723, 682
4. Of disbursing-officers of the Ordnance Department, for the expenses of the ordnance service, and for ordnance stores and supplies, armories, and arsenals.....	214	957, 232
5. Of disbursing-officers of the Medical Department, for medical and hospital supplies and medical services.....	118	255, 545
6. Of disbursements for contingent expenses of the War Department.....	95	16, 285
7. Of agents of Indian affairs, for the current and contingent expenses of the Indian service, including annuities and installments under treaties.....	2, 517	6, 148, 376
8. Of disbursing-officers of the Freedman's Bureau.....	2	8, 088
9. Of money received and disbursed for the Soldiers' Home.....	4	5, 130
Total.....	4, 895	19, 360, 065

*Accounts revised during the year—Continued.*

Character of accounts.	Number revised.	Amounts.
<i>From the Third Auditor:</i>		
1. Of disbursing-officers of the Quartermaster's Department, for the regular supplies and incidental expenses.....	1, 024	\$10, 432, 084
2. Of disbursing-officers of the Subsistence Department .....	692	3, 583, 184
3. Of disbursing-officers of the Engineer Department, for military surveys, the construction of fortifications, river and harbor surveys and improvements.....	91	4, 446, 065
4. Of pension agents, for the payment of pensions, &c.....	561	41, 284, 017
Total .....	2, 368	59, 745, 350
<i>From the Fourth Auditor:</i>		
1. Of the disbursing-officers of the Marine Corps .....	10	707, 895
2. Of the paymasters of the Navy proper .....	162	3, 598, 205
3. Of paymasters of the Navy Department at the navy yards .....	93	4, 670, 848
4. Of paymasters of the Navy acting as navy-agents and disbursing-officers .....	19	5, 843, 180
5. Of Navy pension-agents, for the payment of pensions to the invalids of the Navy and Marine Corps.....	65	402, 432
Total .....	349	15, 222, 560

*Claims examined and allowed during the year.*

Character of claims.	Number revised.	Amounts.
<i>From the Second Auditor:</i>		
1. Soldiers' pay and bounty.....	3, 988	\$433, 888
<i>From the Third Auditor:</i>		
1. Lost property, under act of March 3, 1849 .....	445	59, 828
2. Quartermaster and commissary stores and supplies, including transportation claims .....	2, 379	2, 940, 236
3. Miscellaneous claims .....	50	477, 684
4. Oregon and Washington Territory Indian war-claims .....	51	19, 888
5. State war-claims .....	15	211, 847
Total .....	2, 940	3, 709, 483
<i>From the Fourth Auditor:</i>		
1. Sailors' pay and bounty.....	3, 667	954, 848
2. Prize-money .....	205	23, 941
Total .....	3, 872	978, 789
<i>Cases not involving present expenditure:</i>		
1. Duplicate checks .....	278	14, 045
2. Financial agents (Navy) .....	4	3, 115, 697
3. Referred cases .....	2, 782	.....
Total .....	3, 064	3, 129, 742

Settlements recorded during the fiscal year.....	7, 838
Requisitions recorded during the fiscal year .....	11, 148
Differences recorded (pages) .....	5, 048
Letters written on official business (pages) .....	1, 245
Bonds filed .....	101
Contracts filed .....	1, 752
Accounts on hand at the beginning of the fiscal year.....	808
Accounts on hand at the close of the fiscal year .....	647
Clerks at beginning of the fiscal year .....	54
Clerks at end of the fiscal year.....	52


The total amount of accounts and claims passed for payment during this fiscal year is somewhat less than during the previous year, while the total number of accounts and claims revised is considerably greater; showing that the labor of the office has been much increased. Simple

justice requires that I should bear testimony to the fidelity and ability with which the chiefs of division and clerks have performed their official duties.

Very respectfully,

W. W. UPTON,  
*Comptroller.*

Hon. SECRETARY OF THE TREASURY.



---

---

REPORT OF THE COMMISSIONER OF CUSTOMS.

---

---

REPORT OF THE COMMISSIONER OF CUSTOMS

# REPORT

OF

## THE COMMISSIONER OF CUSTOMS.

TREASURY DEPARTMENT,  
OFFICE OF COMMISSIONER OF CUSTOMS,  
*Washington City, D. C., October 23, 1878.*

SIR: I have the honor to submit herewith, for your information, a statement of the work performed in this office during the fiscal year ending June 30, 1878.

The number of accounts on hand July 1, 1877 .....	293
The number of accounts received from the First Auditor during the year .....	5,805
	6,098
Number of accounts adjusted during the year .....	5,839
Number of accounts returned to First Auditor .....	10
	5,849
Number of accounts on hand June 30, 1878 .....	249

There was paid into the Treasury from sources the accounts relating to which are settled in this office—

On account of customs .....	\$130,170,680 20
On account of marine-hospital tax .....	369,678 67
On account of steamboat inspections .....	272,703 85
On account of fines, penalties, and forfeitures .....	130,997 15
On account of storage, fees, &c .....	915,867 21
On account of deceased passengers .....	50 00
	131,859,977 08

And there was paid out of the Treasury:

On account of expenses of collecting the revenue from customs .....	\$5,887,443 69
On account of refunding excess of deposits .....	1,487,638 50
On account of debentures .....	3,746,212 62
On account of public buildings .....	2,309,600 34
On account of construction and maintenance of lights .....	2,318,218 01
On account of construction and maintenance of revenue-cutters .....	890,065 11
On account of marine-hospital service .....	376,347 00
On account of life-saving stations .....	326,416 84
On account of compensation in lieu of moieties .....	20,781 14
On account of relief acts .....	5,602 14
On account of seal-fisheries in Alaska .....	26,438 50
On account of metric standard weights and measures .....	4,793 94
On account of investigating committee, act of December 15, 1877 .....	13,159 50
	17,412,717 33

The number of estimates received .....	3,223
The number of requisitions issued .....	3,214
The amount involved in requisitions .....	\$10,992,541.34
The number of letters received .....	10,298
The number of letters written .....	10,945
The number of letters recorded .....	10,333
The value of postage-stamps used .....	\$1.59
The number of returns received and examined .....	53,282
The number of oaths examined and registered .....	4,511
The number of appointments registered .....	4,124
The average number of clerks employed .....	28

I inclose herewith a statement of the transactions in bonded goods during the year ending June 30, 1878, as shown by the adjusted accounts.

I am, very respectfully, your obedient servant,

H. C. JOHNSON,  
*Commissioner of Customs.*

Hon. JOHN SHERMAN,  
*Secretary of the Treasury.*



Statement of warehouse transactions at the several districts and ports of the United States for the year ending June 30, 1878.

Districts.	Balance on bonds to secure duties on goods remaining in warehouse July 1, 1877.	Warehoused and bonded.	Rewarehouseed and bonded.	Constructively warehoused.	Increase of duties ascertained on liquidation.	Withdrawal duty paid.	Withdrawal for transportation.	Withdrawal for exportation.	Allowances and deficiencies.	Balance on bonds to secure duties on goods remaining in warehouse June 30, 1878.
Albany				\$108,947 23		\$108,947 23				
Alexandria			\$259 48		\$4 87	85 72				\$178 63
Baltimore	\$410,330 87	\$1,279,032 13	15,609 14	89,880 00	28,849 24	1,364,034 76	\$85,988 70	\$35,833 19	\$146,896 81	190,947 92
Bangor		3,098 91		226 04		2,224 40				1,100 55
Barnstable	1,967 97		5,331 13	737 68		203 53		6,025 69		1,807 56
Bath	3,054 18	1,979 03	15,729 04	5,513 83	39 78	8,000 43	784 80	15,536 35	1,306 80	687 48
Belfast	1,870 34	430 19	1,352 96		8 79	217 49	8 96	1,547 83	558 90	1,329 10
Boston and Charlestown	2,881,959 54	7,965,047 76	124,893 92	613,519 35	136,590 75	7,683,803 73	115,408 93	978,044 50	647,085 48	2,297,668 68
Brazos de Santiago	5,528 43	302,197 16	303,264 17	26,398 90		1,192 01	31,276 53	584,953 19	177 64	19,789 29
Buffalo Creek	1,497 64	25,937 86	1,349 82	691,218 15	10 34	23,992 53	253,711 76	438,681 35		3,628 17
Burlington				14 60		14 60				
Cape Vincent				1,016 00			837 05	178 95		
Castine	433 52	13 36	943 08			283 91		938 76	15	167 14
Champlain			36 33	159,218 09			140,997 17	18,257 25		
Charleston	2,606 92	177 31	437 74	1,437 64	4 88	3,917 13			29 60	717 76
Chicago	131,923 26	637,376 30	52,018 47	69,819 82	6,986 89	723,178 25	7,039 24	7,514 50	4,663 47	155,729 28
Cincinnati	16,774 54	22,963 63	6,450 15	27,001 14	10 63	61,430 68	618 10			11,151 31
Corpus Christi		1,309 46	19,449 17	192 80		611 40	18,799 01			1,541 88
Cuyahoga	3,202 69	5,414 00	191 45	13,918 77	36 23	21,328 38			93 15	1,341 61
Delaware	1,558 09		16,044 97	2,177 00		19,780 06				
Detroit	18,951 74	9,630 66	71,928 42	182,484 30	81 38	64,295 05	72,423 60	129,137 62		17,220 23
Duluth	26,257 72	2,625 79		623,971 54	7 53	28,883 51	705 10	623,130 61	143 36	
Edgartown				851 50				851 50		
Erie		13,807 95		47 30		13,855 25				
Evansville				1,167 21		1,167 21				
Fairfield				332 66		332 66				
Fall River				14,047 90		14,047 90				
Frenchman's Bay	277 82	2 46	1,326 62	108 96	2 02	60 29		1,377 96		279 63
Galveston	8,203 51	23,211 31	18,796 88	14,111 35	260 21	15,000 07	4,950 12	42,939 08	838 18	855 81
Genesee	6,655 03	15,849 01	4,682 65	5,225 46	49 73	19,328 46	3,808 28	52 73		9,269 73
Georgetown, D. C.	1,829 08	30 90	3,381 24	1,300 58		68 55	4,872 25		138 68	1,599 42
Gloucester	9,915 28	39,942 75	3,150 40		376 11	180 48		522 80	932 40	15,775 48
Huron				323,633 70				35,973 38		
Kennebunk	780 62			431 89			57,942 89	265,690 81		
Key West	34,745 55	210,845 11	6,430 55	17,590 77	1,061 26	780 62		431 89		
La Crosse				638 00		184,852 11	24,122 21	123 11	1,459 50	60,116 31
Louisville	2,979 29	6,047 77	3,092 15	6,949 81		638 00				
						17,611 75				1,457 27

COMMISSIONER OF CUSTOMS.

Statement of warehouse transactions at the several districts and ports of the United States, &c.—Continued.

Districts.	Balance on bonds to secure duties on goods remaining in warehouse July 1, 1877.	Warehoused and bonded.	Rewarehoused and bonded.	Constructively warehoused.	Increase of duties ascertained on liquidation.	Withdrawal duty paid.	Withdrawal for transportation.	Withdrawal for exportation.	Allowances and deficiencies.	Balance on bonds to secure duties on goods remaining in warehouse June 30, 1878.
Machias				\$439 11				\$439 11		
Marblehead			\$122 16					122 16		
Memphis	\$29 74		540 31	3, 897 50		\$4, 285 86				\$181 69
Miami	1, 045 26	\$23 36	610 56	535 78	\$9 80	1, 661 79				562 97
Middletown	3, 683 81	20 97	4, 341 72	1, 325 85		7, 379 61		148 00		1, 844 74
Milwaukee	531 45	3, 466 80	625 20	32, 244 59	01	14, 238 70		21, 625 00		1, 004 35
Minnesota	470 25	361 69	641 68	63, 447 26	59 12	8, 258 19	\$13, 088 31	43, 264 42		369 08
Mobile	8, 610 48	13, 746 42		151 96	1 20	18, 899 55			\$196 96	3, 413 55
Montana and Idaho				11, 647 81			10, 879 06	768 75		
Nashville				609 45		321 60			287 85	
New Bedford	3, 592 25		12, 209 22	14, 624 34	18 00	14, 576 18	2, 730 70	5, 248 43		7, 888 50
Newburyport	39, 895 95	17, 126 01		168 64		56, 753 58	27 84	301 93		107 25
New Haven	52, 492 58	391, 621 81	4, 082 30			272, 387 52	119, 112 47	1, 689 08	02	55, 007 60
New London	3, 856 30	70, 890 74		7, 180 38		66, 020 37	3, 647 75	3, 536 75		5, 722 55
New Orleans	250, 109 61	724, 071 02	5, 841 27	1, 181, 807 91	28, 070 14	503, 298 74	1, 215, 334 37	166, 793 90	57, 637 82	246, 835 12
New York (to April 30, 1878)	14, 121, 860 95	30, 148, 577 27	815, 071 16	7, 081, 857 67	811, 098 73	32, 381, 006 53	543, 946 47	8, 785, 514 58	1, 267, 951 13	10, 000, 047 07
Niagara				1, 211, 628 15			287, 415 45	924, 212 70		
Norfolk				709 96		651 76	58 20			
Omaha			161 00	792 36		792 36				161 00
Oswegatchie	1, 448 09	2, 811 54		15, 676 28		1, 934 01	15, 676 28	790 55	56 05	1, 479 02
Oswego	9, 800 10	647, 841 50		91, 214 99		132, 406 70	594, 934 53	1, 999 41		19, 515 95
Passamaquoddy	1, 466 24	2, 951 55	5, 127 68	59, 173 21		123 38	55, 341 06	10, 416 73		2, 847 51
Pensacola				524 80			524 80			
Philadelphia	665, 789 91	2, 439, 008 86	25, 430 80	82, 792 70	92, 081 05	2, 471, 139 50	37, 918 06	33, 850 32	144, 304 13	617, 891 31
Pittsburg	16, 488 61	2, 567 62	9, 761 30	4, 631 74	109 70	19, 621 46				13, 937 51
Plymouth		7, 063 57	28, 394 00	729 74		29, 428 70	53 90	670 96	15 94	6, 017 81
Portland	112, 807 03	139, 248 18	76, 369 48	2, 721, 749 16	551 29	192, 848 16	30, 869 90	2, 751, 862 63	7, 795 80	67, 348 65
Portsmouth	6, 340 64	771 67	1, 802 32	3, 011 20	138 13	10, 229 58		1, 763 91		70 47
Providence	7, 231 51	12, 011 10	32, 800 80	13, 892 71	60 81	38, 343 20			19, 196 68	8, 466 05
Puget Sound				417 84				417 84		
Richmond	279 91			3, 844 63	5 09	4, 129 59			04	
Salem and Beverly	1, 924 56		7, 034 48			4, 874 47		970 75		3, 113 82
San Francisco	1, 616, 501 63	3, 132, 695 56	65, 412 17	456, 740 26	67, 187 93	3, 491, 661 19	57, 596 02	592, 370 74	170, 406 25	1, 026, 503 35
Savannah	882 71	1, 840 94		2, 184 30	25 23	2, 500 41	216 00	322 67		292 00
Saint Louis	199, 505 42	16, 303 21	376, 623 99	616, 365 00	9 91	1, 145, 110 01			106 12	63, 591 40
Stonington				22 40						
Vermont	675 28	1, 176 50		903, 513 14	20 24	1, 128 27	603, 875 15	277, 324 90	22, 313 09	743 75

Waldoborough.....		403 52		328 40		243 52	160 00	328 40		
Wheeling.....				2,199 65		2,199 65				
Willamette.....	27,959 05	25,618 82	2,894 25	6,321 90	10 20	49,467 48	5,221 53	297 09		7,818 12
Wilmington.....		4,363 58				2,207 96		298 60		1,857 02
Wiscasset.....	1,842 04	892 42	1,507 49			194 92	11 36	2,466 69	159 74	1,409 25
Total.....	20,730,424 99	48,374,447 04	2,153,574 27	17,602,532 74	1,173,906 64	51,342,476 35	4,418,584 46	16,817,059 65	2,496,356 52	14,960,408 70

RECAPITULATION.

Balance July 1, 1877.....	\$20,730,424 99	Withdrawal duty paid.....	\$51,342,476 35
Warehoused and bonded.....	48,374,447 04	Withdrawal for transportation.....	4,418,584 46
Rewarehoused and bonded.....	2,153,574 27	Withdrawal for exportation.....	16,817,059 65
Constructively warehoused.....	17,602,532 74	Allowances and deficiencies.....	2,496,356 52
Increase of duties ascertained on liquidation.....	1,173,906 64	Balance June 30, 1878.....	14,960,408 70
Total.....	90,034,885 68	Total.....	90,034,885 68


TREASURY DEPARTMENT, OFFICE COMMISSIONER OF CUSTOMS, October 23, 1878.

H. C. JOHNSON,  
Commissioner of Customs.

COMMISSIONER OF CUSTOMS.

STATEMENT OF DIFFERENCE IN BALANCE.

Balance taken up in this statement.....	\$20,730,424 99
Balance reported by last statement.....	17,290,414 30
Difference.....	3,440,010 60
Arising from:	
Increase in balance, Boston, June 1 to 30, 1877.....	\$274,402 31
Increase in balance, Chicago, June 1 to 30, 1877.....	4,659 80
Increase in balance, New York, May 1 to June 30, 1877.....	3,283,634 20
	3,562,696 31
Less:	
Decrease in balance, Pensacola, May 1, 1877, to June 30, 1877.....	\$468 80
Decrease in balance, Richmond, Dec. 1, 1876, to June 30, 1877.....	1,594 69
Decrease in balance, San Francisco, June 1 to 30, 1877.....	120,622 22
	122,685 71
Difference.....	3,440,010 60



---

---

**REPORT OF THE FIRST AUDITOR.**

---

---

---

REPORT OF THE FIRST AUDITOR

---

# REPORT

OF

## THE FIRST AUDITOR OF THE TREASURY.

TREASURY DEPARTMENT,  
FIRST AUDITOR'S OFFICE,  
October 31, 1878.

SIR: I have the honor to submit the following exhibit of the business transacted in this office during the fiscal year ending June 30, 1878:

Accounts adjusted.	Number of accounts.	Amount.
<b>RECEIPTS.</b>		
Duties on merchandise and tonnage .....	1,279	\$130,458,491 04
Steamboat-fees .....	1,056	271,695 19
Fines, penalties, and forfeitures .....	577	127,028 60
Marine-hospital money collected .....	1,450	362,809 36
Official emoluments of collectors, naval officers, and surveyors .....	1,300	733,274 10
Moneys received from sale of old material, rents, &c. ....	124	40,523 77
Moneys received on account of deceased passengers .....	34	190 00
Moneys retained from Pacific Railroad companies for accrued interest on bonds .....	12	2,001,682 16
Treasurer of the United States, for moneys received .....	4	715,879,543 52
Mints and assay-offices .....	213	108,302,095 71
Captured and abandoned property .....	27	246 79
Receipts from sales of waste paper, &c. (Public Printer) .....	9	50,739 42
Miscellaneous receipts .....	629	693,540 61
Receipts on counter-warrants .....	324	698,593 55
<b>Total</b> .....	<b>7,038</b>	<b>959,620,393 82</b>
<b>DISBURSEMENTS.</b>		
Expenses of collecting the revenue from customs .....	1,298	4,655,253 64
Official emoluments of collectors, naval officers, and surveyors .....	1,338	753,514 24
Excess of deposits for unascertained duties .....	328	1,933,777 00
Debentures, drawbacks, bounties, and allowances .....	176	3,413,692 86
Marine-hospital service .....	1,074	371,870 06
Revenue-cutter disbursements .....	414	821,232 56
Compensation in lieu of moieties .....	80	16,130 73
Duties refunded, fines remitted, judgments satisfied, and net proceeds of unclaimed merchandise paid .....	780	148,236 57
Light-house establishment .....	57	102,607 30
Salaries of light-house keepers .....	391	493,190 41
Expenses of light-vessels .....	104	163,929 19
Supplies of light-houses .....	53	163,489 49
Repairs of light-houses .....	23	102,525 51
Expenses of buoyage .....	40	126,407 90
Expenses of fog-signals .....	14	13,560 86
Construction of light-houses .....	137	254,497 47
Inspecting lights .....	12	4,607 48
Construction of steam-tenders .....	4	6,617 35
Judiciary expenses, embracing accounts of United States marshals, district attorneys, clerks, and commissioners, rent of court-houses, support of prisoners, &c. ....	3,132	3,499,398 54
Mints and assay-offices .....	213	102,515,752 05
Territorial accounts, embracing contingent expenses of executive offices and expenses of the legislative assemblies .....	51	85,069 31
Salaries of the civil-list paid directly from Treasury .....	1,282	545,859 67
Defense of suits and collection and examination of vouchers and records relative to captured and abandoned property .....	27	26,196 51
Refunding proceeds of cotton unlawfully seized .....	2	1,876 46
Treasurer of the United States for general expenditures .....	4	643,259,994 43
Salaries and mileage of Senators .....	2	408,625 72
Salaries, officers and employes, Senate .....	7	224,745 26
Contingent expenses of the Senate .....	44	285,286 67

Accounts adjusted.	Number of accounts.	Amount.
DISBURSEMENTS—Continued.		
Salaries and mileage of members and delegates of the House of Representatives	1	\$371,259 00
Salaries of officers of the House of Representatives	10	212,201 04
Contingent expenses, House of Representatives	59	161,967 87
Disbursing-clerks, for salaries of the several departments of the government at Washington	334	5,322,849 66
Contingent expenses of said departments	214	385,840 28
Salaries of employés, Executive Mansion	4	10,496 41
Annual repairs, Capitol	6	83,124 66
Improving Capitol grounds	6	194,172 22
Lighting Capitol grounds	6	26,833 54
Salaries, Congressional Library	4	30,551 81
Library of Congress, purchase of books, &c.	22	15,585 84
Salaries, Botanic Garden	5	10,770 28
Improving Botanic Garden	6	5,977 13
Improving buildings, Botanic Garden	4	2,408 40
Salaries, officers and employés, Independent Treasury	44	323,505 58
Contingent expenses, Independent Treasury	43	23,893 17
Salaries, Steamboat-Inspection Service	4	177,242 83
Contingent expenses, Steamboat-Inspection Service	710	35,136 74
Inquiries into causes of steam-boiler explosions	13	9,196 85
Salaries, Bureau of Engraving and Printing	7	18,498 50
Extra compensation to discharged employés of Bureau of Engraving and Printing	2	45 50
Labor and expenses of engraving and printing	9	441,194 17
Life-Saving Service, salaries of employés	24	91,546 54
Life-Saving Service, contingent expenses	77	48,997 97
Establishment of life-saving stations	73	81,492 19
Construction of court-houses and post-offices	227	1,064,250 59
Construction of custom-houses	241	1,080,425 07
Construction of branch mints	7	18,735 08
Construction of subtreasury	5	22,108 05
Construction of jail, District of Columbia	6	6,378 49
Assay-office, Helena, Mont.	10	5,076 60
Rent of buildings in Washington	17	43,598 86
Fuel, lights, and water for public buildings	535	402,052 36
Heating apparatus for public buildings	63	107,541 62
Repairs and preservation of public buildings	114	149,096 42
Annual repairs of Treasury building	12	20,709 26
Vaults, safes, and locks for public buildings	13	35,543 08
Pay of custodians and janitors	8	72,002 13
Furniture and repairs of furniture for public buildings	62	74,153 00
Purchase of lands for public buildings	13	611,035 77
Plans of public buildings	5	3,211 97
Redemption of the public debt, principal and interest	132	304,308,261 21
Payment of interest on public debt	144	84,591,658 75
Payment of interest on Pacific Railroad bonds	22	3,863,610 72
Reimbursement of United States Treasurer for legal-tender notes and fractional currency destroyed	28	103,940,624 31
Interest on District of Columbia 3-65 bonds	10	261,335 85
Interest on Louisville and Portland Canal Company's bonds	7	48,480 00
Interest on Navy pension fund	2	420,000 00
Transportation, United States securities, freight, &c	174	192,092 63
Construction, equipment, and repairs of revenue vessels	73	57,591 70
Survey of the coasts of the United States	46	540,874 25
Standard of weights and measures	7	6,993 94
Examination of rebel archives and records of captured property	3	2,723 40
Outstanding drafts and checks paid	90	14,257 43
Suppressing counterfeiting and fraud	11	80,347 00
Propagation of food-fishes	24	62,469 22
Inquiry respecting food-fishes	6	3,002 91
Illustrations for report on food-fishes	6	1,110 70
Salaries and contingent expenses of the Southern Claims Commission	6	23,344 54
Contingent expenses, Court of Claims	4	2,385 62
Prosecution of crimes	6	14,266 07
Prosecution and collection of claims	2	758 50
International Exhibition of 1876	33	15,642 79
Judgments of the Court of Claims	32	685,240 60
Salaries, office of Public Printer	5	13,168 50
Contingent expenses, office of Public Printer	5	2,388 69
Public printing and binding	84	1,391,166 33
Printing reports of Commissioner of Agriculture	16	61,843 31
State, War, and Navy Department buildings	11	398,513 43
Public buildings and grounds, Washington	15	29,561 92
Contingent expenses, Executive Mansion, repairs, lighting, &c	10	24,647 98
Washington Aqueduct	2	10,207 65
Pedestal for statue of Gen. George H. Thomas	2	1,798 90
Washington Monument	2	1,602 51
Salaries, Metropolitan police	4	175,084 04
Board of Health, Washington, D. C., salaries	3	15,383 98



Accounts adjusted.	Number of accounts.	Amount.
DISBURSEMENTS—Continued.		
Board of Health, Washington, D. C., expenses.....	3	\$6,895 71
Commission for repaving Pennsylvania avenue.....	3	2,119 10
Collecting agricultural statistics.....	7	17,496 22
Purchase and distribution of valuable seeds.....	6	78,392 71
Special distribution of seeds to grasshopper sufferers.....	1	20,000 00
Report on forestry.....	1	2,500 00
Experimental garden.....	4	4,933 92
Furniture, cases, &c., Agricultural Department.....	4	4,539 91
Laboratory, Agricultural Department.....	4	1,315 78
Improvement of grounds, Agricultural Department.....	4	6,693 47
Library, Agricultural Department.....	6	854 16
Museum, Agricultural Department.....	4	1,381 95
Repairs of Interior Department building.....	5	18,399 87
Fuel, lights, &c., for Interior Department.....	6	15,458 96
Removal of Pension Office and Bureau of Education.....	2	1,500 00
Salaries and expenses, Hot Springs Commission.....	4	33,000 20
Protection and improvement of Hot Springs (salary of superintendent).....	1	577 44
Depredations on public timber.....	5	9,141 19
Commission to report on depredations of Rocky Mountain locusts.....	2	11,817 81
Geological survey of Territories.....	9	46,934 97
Illustrations for report on geological survey.....	8	29,998 80
Collecting mining statistics.....	2	400 00
Reform School, District of Columbia, current expenses.....	4	21,170 61
Reform School, District of Columbia, buildings and grounds.....	2	4,990 80
Government Hospital for Insane, current expenses.....	5	181,411 88
Government Hospital for Insane, erection of buildings.....	2	6,639 43
Columbia Institution for Deaf and Dumb, current expenses.....	2	23,044 92
Columbia Institution for Deaf and Dumb, erection of buildings.....	2	45,270 29
National Soldiers and Sailors' Orphan Home.....	3	5,775 54
National Association for Relief of Colored Women.....	8	15,542 62
Columbia Hospital for Women, current expenses.....	6	24,854 49
Columbia Hospital for Women, buildings.....	4	7,978 78
Maryland Institution for Instruction of the Blind.....	4	3,820 83
Freedman's Hospital and Asylum.....	5	39,052 89
Miscellaneous accounts.....	780	9,009,215 55
Transfers by warrant and counter warrant.....	324	698,593 55
<b>Total.....</b>	<b>16,381</b>	<b>1,287,812,745 00</b>

Number of reports and certificates recorded.....	12,729
Number of letters recorded.....	2,473
Number of powers of attorney for collecting interest on the public debt registered and filed.....	4,626
Requisitions answered.....	538
Judiciary emolument accounts registered and referred.....	514

*Statement of transactions in bonded merchandise as shown by warehouse and bond accounts adjusted during the fiscal year ending June 30, 1878.*

Number of accounts adjusted.....	950
Number of reports of "no transactions" received, examined, and referred.....	588
	<u>1,538</u>

Balance of merchandise in warehouse per last report.....	\$14,382,110 54
Duties on merchandise warehoused.....	63,204,590 46
Duties on merchandise rewarehoused.....	2,521,360 99
Duties on merchandise constructively warehoused.....	19,805,294 64
Increased and additional duties and duties collected in excess.....	1,658,080 13
<b>Total.....</b>	<b>101,571,436 76</b>

Contra:

Duties on merchandise withdrawn for consumption.....	59,235,497 43
Duties on merchandise withdrawn for transportation.....	4,433,919 60
Duties on merchandise withdrawn for exportation.....	19,632,752 71
Allowances for deficiencies, damages, &c.....	3,077,879 20
Duties on withdrawals for construction and repair of vessels.....	49,461 72
Duties on bonds delivered to district attorneys for prosecution.....	15,327 90
Balance.—Merchandise in warehouse.....	15,126,598 20

<b>Total.....</b>	<b>101,571,436 76</b>
-------------------	-----------------------

In submitting the foregoing report in a condensed form, which gives a complete summary of accounts adjusted during the fiscal year ending June 30, 1878, I wish to say that the exhibit presented gives a very inadequate idea of the amount of labor and care required in their examination and adjustment.

The number and variety of accounts adjusted in this office are increasing annually, growing out of the fact that all accounts of whatever character not specially assigned by statutes to other accounting offices of the Treasury, are properly referred to this office for settlement.

The magnitude of the work will be better understood when it is remembered that the accounts of the United States Treasurer, embracing all receipts and disbursements, amounting last year to over thirteen hundred millions (\$1,359,139,537.95) of dollars, together with the vouchers attesting their correctness, and showing their exact condition, are rendered to this office for adjustment. All accounts also of receipts from customs, for duties on merchandise imported, steamboat fees collected, marine-hospital tax, and receipts from fines, penalties, and forfeitures, &c., with expenses of their collections, which embrace the following more prominent accounts technically known as disbursements for expenses of collecting the revenue from customs, revenue marine service, marine-hospital service, light-house establishment, debentures and drawbacks, excess of deposits refunded, and construction and repair of public buildings, &c., and other accounts of disbursements of government funds, to amount of over six hundred millions of dollars (\$644,552,751.67), in addition to the amounts stated in the Treasurer's reports, embracing a great variety of accounts, among which may be mentioned disbursements for redemption of the public debt and payment of interest upon the same, reimbursement of the United States Treasurer for legal-tender notes and fractional currency destroyed, United States Mints, salaries United States Senate and House of Representatives, and also for the several departments at Washington, and contingent expenses of the same, &c., &c., a full list of which will be found under the designation of "disbursements," are severally examined and stated in this office. These embrace no less than one hundred and thirty-eight separate and distinct classes of accounts, requiring over twenty-three thousand accounts (23,419) to be examined and stated during the year.

The operations growing out of the several acts authorizing the refunding of the public debt have greatly increased the work in the public debt division during the last two years, and especially so during the last four months. The cancellation of bonds redeemed, and the examination and filing of new powers of attorney, require much additional labor, and this will, doubtless, continue until the whole amount required by law shall be redeemed and refunded. This division has suffered a reduction of force in the face of increased labor required, and the work has been dispatched promptly by securing additional clerical force drawn, by your direction, from other offices of the department. This became absolutely necessary, as it was found to be impossible to transact the business of that division without such additional clerical force.

In the customs division it is found that in four years three desks have been broken up, which is full 20 per cent. reduction of the force, while the work has gradually increased rather than diminished, and the result is that there is an inadequate clerical force in that division. This compels the chief of the division to examine and state many original accounts which press for settlement, instead of giving his time to the careful examination of the entire work of the clerical force under his supervision.

The same is true of the warehouse and bond division, where the force has been reduced, to the detriment of the public service, as there has been no corresponding decrease of the work required of that division.

While the judiciary division has not suffered a reduction of force, the work increases annually. This arises from several causes, but chiefly from the increase of districts made necessary in the West and Southwest, where population and wealth are rapidly increasing, with a consequent growth of business for the courts.

What has been said of the several divisions of this bureau is equally true when we examine the miscellaneous or separate desks not embraced in the divisions above mentioned. Accounts embracing the largest part of the annual disbursements from the United States Treasury are examined and stated by the clerical force assigned to this class of work. The magnitude of the disbursements and the responsibility involved in their preparation and examination strongly suggests the propriety of organizing a new division, to be known as a division of miscellaneous accounts, which should have the careful supervision of a capable chief, who should be in the best sense of the term an "expert" and accurate accountant.

From this hasty review of the condition of work performed in the First Auditor's Office it will be seen that while the labor required in the examination and statement of accounts properly referred to it for settlement has gradually from year to year increased, the legislation of Congress has actually reduced the force in the several appropriations made, which has compelled the Auditor to petition for additional clerical force so as to dispatch the current work pressing for adjustment.


I therefore respectfully ask that the additional force as suggested in the "estimate" forwarded to you for this office be recommended to the favorable consideration of Congress; and I now repeat what was then stated, "this estimate does not increase the actual working force of the office." For many years it has been found necessary to ask for additional force by a transfer of employes from other offices to accomplish the work required of this office. The additional force estimated for is *now actually employed* in the office, and is necessary for the proper performance of the work in this bureau. The public service would be greatly benefited by having these employes upon the regular roll of this office, and for many reasons. A transferred clerk is ever liable to be returned to the office where he is enrolled, and this often happens when he has become acquainted with the duties of his desk, and then he is of the greatest value.

In conclusion I deem it a pleasure as well as a duty to acknowledge the great assistance I have received from the deputy auditor and the several chiefs of divisions in discharging the duties devolving upon me, and I would commend them and the clerks and employes of the office for their diligence, promptness, and fidelity to the public interests in the discharge of their several duties, which in many cases have been both onerous and exacting.

Respectfully,

R. M. REYNOLDS,  
*Auditor.*

Hon. JOHN SHERMAN,  
*Secretary of the Treasury.*



---

---

**REPORT OF THE SECOND AUDITOR.**

---

---

THE UNIVERSITY OF CHICAGO

# REPORT

OF THE

## SECOND AUDITOR OF THE TREASURY.

TREASURY DEPARTMENT,  
SECOND AUDITOR'S OFFICE,  
*August 14, 1878.*

SIR: I have the honor to submit the following report of the operations of this bureau during the fiscal year ending June 30, 1878:

\* \* \* \* \*

### RÉSUMÉ.

Accounts and settlements.	On hand July 1, 1877.	Received during the year.	Adjusted during the year.	On hand, unse- ttled, June 30, 1878.	Letters written.	Amount in- volved.
Paymasters' accounts .....	155	451	560	46	1,753	\$12,773,194 28
Arrears of pay and bounty .....	15,446	16,080	15,774	15,752	62,771	442,601 50
Ordnance accounts .....						1,476,333 54
Medical accounts .....						498,254 95
Recruiting accounts .....						418,773 31
Freedmen's branch, Adjutant-General's Office	448	1,581	1,828	201	1,927	266,727 98
National Home for Disabled Volunteer Sol- diers .....						68,732 15
Miscellaneous accounts and claims .....						246,830 37
Payments to Soldiers' Home .....			19			132,901 87
Indian disbursing account .....	258	446	584	120	3,471	1,702,495 06
Indian claims .....	28	2,938	2,966			3,398,813 00
Indian property accounts .....	822	433	773	482		
War property accounts .....	7,944	4,486	3,939	8,101	3,157	
Miscellaneous settlements .....			802			157,937 41
<b>Total .....</b>	<b>25,101</b>	<b>26,415</b>	<b>27,245</b>	<b>24,792</b>	<b>73,079</b>	<b>21,583,615 51</b>

In addition to the number of letters written, as stated above, 32,417 were written in the various divisions of the office, making a total of 105,496.

The average number of clerks employed during the year was 127.

The usual monthly and annual reports and statements have been prepared.

The following figures exhibit, as well as figures may do, what has been the work of this office since its organization in 1817, and furnish interesting statistical information. The first table shows the number of settlements of money accounts and claims during the forty-four years from 1817 to 1861, divided into two periods, prior and subsequent to the Mexican war. The second table is a condensed statement of the money accounts and claims settled by the different divisions of the office from June 30, 1861, to June 30, 1878; and the third table shows the number

of property accounts adjusted, claims rejected, certificates furnished the Paymaster-General and Commissioner of Pensions during the same period.

*Number of accounts settled from March 4, 1817, to June 30, 1861.*

Accounts.	From March 4, 1817, to June 30, 1847.	From June 30, 1847, to June 30, 1861.	Total.
Ordinance, medical, and miscellaneous.....	12,232	6,695	19,927
Recruiting and disbursing officers.....	12,880	0.7	18,977
Arrears of pay, &c.....	6,283	21,361	27,644
Paymasters.....	1,759	1,427	3,186
Indian agents.....	3,254	5,562	8,816
<b>Total.....</b>	<b>37,408</b>	<b>41,142</b>	<b>78,550</b>

*(Faint mirrored text from the reverse side of the page, including the words "Number of accounts settled from March 4, 1817, to June 30, 1861.")*

Accounts.	From March 4, 1817, to June 30, 1847.	From June 30, 1847, to June 30, 1861.	Total.
Ordinance, medical, and miscellaneous.....	12,232	6,695	19,927
Recruiting and disbursing officers.....	12,880	0.7	18,977
Arrears of pay, &c.....	6,283	21,361	27,644
Paymasters.....	1,759	1,427	3,186
Indian agents.....	3,254	5,562	8,816
<b>Total.....</b>	<b>37,408</b>	<b>41,142</b>	<b>78,550</b>

*(Faint mirrored text from the reverse side of the page, including the words "Number of accounts settled from March 4, 1817, to June 30, 1861.")*



Statement of accounts settled and amounts involved from June 30, 1861, to June 30, 1878.

For the year ending—	Paymasters' accounts.		Ordinance, medical, and miscellaneous.		Indian agents' disbursing accounts and Indian claims.		Bounty, arrears of pay, &c.		Regular and volunteer recruiting accounts.		Freedmen's Bureau accounts.	Total.	
	No.	Amount.	No.	Amount.	No.	Amount.	No.	Amount.	No.	Amount.	Amount.	No.	Amount.
June 30, 1862	141	\$4,181,276 33	4,017	\$29,128,526 30	618	\$8,335,885 23	3,328	\$249,180 64	1,504	\$217,088 97	-----	9,606	\$37,111,957 47
June 30, 1863	645	47,875,231 36	11,802	38,847,899 20	590	2,099,257 87	19,191	2,443,293 39	1,356	398,785 94	-----	33,584	91,664,467 76
June 30, 1864	773	88,944,415 39	15,988	55,539,537 64	501	2,242,154 74	80,756	10,970,528 91	1,880	2,220,744 15	-----	99,898	159,917,380 83
June 30, 1865	738	90,084,847 46	22,059	42,647,077 68	866	3,231,449 00	84,517	14,047,599 35	2,594	8,019,331 56	-----	110,774	158,040,305 05
June 30, 1866	981	110,209,718 62	7,228	26,902,784 54	448	2,881,256 33	78,335	16,189,247 17	4,317	21,353,127 68	-----	91,309	177,536,134 34
June 30, 1867	1,451	183,041,476 09	3,206	23,050,181 18	821	4,273,208 91	59,121	10,638,782 38	3,765	19,891,437 59	-----	68,364	240,895,086 55
June 30, 1868	1,038	146,305,528 14	1,897	30,484,802 13	962	5,301,722 89	203,980	19,598,445 88	2,416	5,262,140 63	-----	210,293	196,952,639 07
June 30, 1869	1,216	183,052,989 46	1,990	8,598,706 04	1,169	4,715,039 43	85,279	8,355,618 22	1,478	2,841,079 24	-----	91,132	207,563,432 39
June 30, 1870	1,083	141,438,680 99	1,708	3,571,107 13	1,172	3,033,827 41	53,826	4,160,776 31	946	2,443,906 48	-----	58,735	154,648,298 32
June 30, 1871	843	124,063,652 23	2,394	2,023,703 26	1,482	8,194,634 63	40,078	2,348,164 42	-----	957,010 35	-----	44,797	137,587,164 89
June 30, 1872	2,350	131,057,413 02	1,805	1,506,924 96	1,649	5,351,816 32	23,170	1,278,160 29	-----	657,266 02	-----	27,974	139,911,580 61
June 30, 1873	1,033	27,116,621 39	2,567	1,908,183 01	1,871	8,329,188 21	32,420	1,664,985 64	-----	405,060 44	\$8,541,725 08	37,891	48,025,768 77
June 30, 1874	1,008	17,257,093 25	2,708	6,125,429 70	1,648	4,974,866 43	27,315	1,230,827 94	-----	220,489 75	778,003 28	32,679	30,586,710 35
June 30, 1875	506	14,837,714 29	2,264	3,164,634 07	2,107	6,033,207 25	19,476	981,407 74	-----	223,962 79	853,668 13	24,353	26,094,594 27
June 30, 1876	565	15,563,739 75	2,177	2,346,339 07	2,242	7,081,603 57	11,433	485,084 65	-----	224,877 89	210,874 07	16,417	25,912,519 00
June 30, 1877	518	12,604,968 41	2,207	2,193,993 02	2,974	8,508,480 73	13,799	577,340 79	-----	132,699 16	296,100 15	19,498	24,313,612 26
June 30, 1878	560	12,773,194 28	1,828	2,290,151 01	3,550	5,101,308 06	15,774	442,601 59	-----	418,773 31	266,727 98	21,712	25,583,615 51
Total....	15,449	1,350,418,590 46	87,845	270,440,979 94	24,668	84,688,907 01	850,798	95,662,045 71	20,256	65,887,781 95	10,947,098 69	999,016	1,878,345,263 04

SECOND AUDITOR.

*Statement of property accounts adjusted and miscellaneous work performed in connection with the settlement of accounts.*

For the year ending—	Number of property-accounts adjusted.	Number of bounty-claims rejected.	Number of letters written.	Number of letters, &c., received, briefed, and registered.	Number of requisitions registered and posted.	Number of certificates from rolls, &c., furnished Adjutant-General's and other offices.
June 30, 1862 .....	5, 021	882	14, 584	37, 473	5, 589	.....
June 30, 1863 .....	7, 368	1, 470	40, 651	134, 816	5, 144	.....
June 30, 1864 .....	29, 745	2, 374	108, 373	254, 690	5, 410	.....
June 30, 1865 .....	163, 429	2, 210	126, 569	170, 340	5, 995	38, 904
June 30, 1866 .....	176, 263	19, 099	370, 020	245, 903	2, 698	74, 041
June 30, 1867 .....	141, 698	27, 236	478, 477	486, 305	2, 401	134, 328
June 30, 1868 .....	129, 463	41, 217	603, 698	220, 209	1, 868	320, 408
June 30, 1869 .....	91, 322	26, 526	405, 745	171, 931	2, 709	125, 815
June 30, 1870 .....	43, 689	22, 865	363, 556	173, 487	2, 842	16, 455
June 30, 1871 .....	39, 171	22, 955	233, 129	237, 754	2, 519	18, 138
June 30, 1872 .....	237, 675	13, 873	202, 653	133, 957	2, 606	29, 309
June 30, 1873 .....	41, 775	18, 346	265, 544	194, 574	2, 679	42, 309
June 30, 1874 .....	31, 138	17, 618	237, 485	186, 584	3, 261	35, 647
June 30, 1875 .....	4, 932	11, 981	131, 321	118, 002	3, 440	53, 849
June 30, 1876 .....	4, 746	7, 856	101, 140	94, 464	3, 386	22, 874
June 30, 1877 .....	5, 613	9, 569	106, 046	116, 563	3, 957	9, 046
June 30, 1878 .....	4, 712	16, 918	105, 496	121, 066	4, 481	10, 068
Total .....	1, 157, 760	262, 935	3, 894, 492	3, 098, 718	60, 985	830, 671

During the fiscal year ending June 30, 1878, 4,983 more claims and accounts were presented to this office for examination and settlement, and 3,963 more settlements were made, than in the year ending June 30, 1877. In the seven months ending July, 1877, there were presented 13,754, and in the corresponding months of the present year, 18,157 have been received, showing an increase of 4,403 claims and accounts in the last seven months.

As there has been no recent legislation calculated to materially increase the business of the office, this result is believed to be mainly due to the pressure of the hard times and to erroneous statements in the public press regarding bounties to soldiers and their heirs, which stimulate them to apply for what, in many cases, has already been paid, or for what they were never entitled to under any law. Such claims, which constitute a large portion of those now presented, are disallowed, to the cost and disappointment of claimants, and at the expense to the government of the necessary investigation.

There has been a reasonable expectation that the business of the office relating to claims growing out of the late war would be so materially diminished as to allow of a further reduction of the clerical force, but at the present time the services of all the clerks assigned to the office are needed for the transaction of its business, and it is not possible to indicate the time when any portion can be dispensed with.

The industry, capacity, and fidelity of the gentlemen constituting the clerical force are worthy of special commendation.

I am, sir, very respectfully,

E. B. FRENCH, *Auditor*

Hon. JOHN SHERMAN,  
*Secretary of the Treasury.*

---

---

REPORT OF THE THIRD AUDITOR.

---

---

---

---

REPORT OF THE THIRD AUDITOR

---

---

# REPORT

OF

## THE THIRD AUDITOR OF THE TREASURY.

TREASURY DEPARTMENT,  
THIRD AUDITOR'S OFFICE,  
October 21, 1878.

SIR: I have the honor to submit herewith report of the operations of this office for the fiscal year ended June 30, 1878.

The following statement shows in tabular form the number and amount of accounts and claims received and adjusted, and the number and amount of accounts and claims on hand unsettled at that date, viz:

Description of accounts.	Number of accounts remaining on hand June 30, 1877.	Number of accounts received in fiscal year ended June 30, 1878.	Number of accounts settled in fiscal year ended June 30, 1878.		Number of accounts remaining unsettled June 30, 1878.	
	Monthly and quarterly.	Monthly and quarterly.	Monthly and quarterly.	Amount involved.	Monthly and quarterly.	Amount involved.
Quartermasters' money	180	2,320	1,895	\$9,553,038 57	605	\$1,721,562 83
Quartermasters' property	180	3,439	3,240		379	
Commissaries' money	660	1,899	1,900	3,804,999 45	659	844,644 29
Pension agents' money	291	538	715	24,133,591 52	114	11,917,862 37
Engineers' money	59	148	185	4,328,616 67	23	1,154,028 70
Signal officers' money	17	136	96	346,957 60	57	187,737 96
Signal officers' property	169	812	940		41	
Claims for horses lost	5,895	158	588	92,759 29	5,465	971,461 82
Claims for steamboats destroyed.	73		1	650 00	72	702,378 87
Oregon war claims	677	58	72	17,089 40	663	18,254 44
Miscellaneous claims	11,239	4,232	2,899	4,288,103 09	12,572	8,059,707 83
State war claims	6	5	2	54,431 64	9	3,556,878 56
<b>Total</b>	<b>19,446</b>	<b>13,745</b>	<b>12,533</b>	<b>46,615,237 23</b>	<b>20,659</b>	<b>29,134,517 69</b>

### BOOKKEEPER'S DIVISION.—(J. F. Jones, chief.)

The duty devolving upon this division is to keep the appropriation and money accounts of disbursing-officers, which are settled in this office.

The annexed statement shows the amount drawn out of certain of its appropriation accounts, and also the repayments made through this office into the Treasury, and is a full exhibit of its financial operations during the fiscal year:

Statement showing the financial operations of the Third Auditor's Office during the fiscal year ended June 30, 1878.

	Advances to officers and agents during the fiscal year.	Claims paid during the fiscal year.	Transfers not involving an expenditure from the Treasury.	Special relief acts.	Total.
The number of requisitions drawn by the Secretaries of War and the Interior upon the Secretary of the Treasury in favor of sundry persons is 2,833, amounting to \$46,906,526.11, paid out of the following appropriations and in the manner herein set forth, viz:					
Regular supplies, Q. M. D.	\$3,555,792 46	\$61,971 68	\$149 50		\$3,617,913 64
Incidental expenses, Q. M. D.	790,251 86	14,180 72	48 88		804,476 46
Barracks and quarters, Q. M. D.	1,096,807 80	3,283 12			1,100,090 92
Army transportation	4,219,526 38	901,991 07	171 40		5,121,688 85
Clothing, camp and garrison equipage	802,412 09	16 50	2 80		802,431 39
National cemeteries	87,265 16	152 50			87,417 66
Pay of superintendents of national cemeteries	55,671 83				55,671 83
Support of military prison at Fort Leavenworth, Kans.	40,000 00				40,000 00
Erection of headstones in national cemeteries	88,034 48				88,034 48
Refunding to States expenses incurred in suppressing the rebellion		99,776 06			99,776 06
Construction and maintenance of military telegraph lines	22,500 00				22,500 00
Observations and report of storms	300,031 31				300,031 31
Claims for quartermaster stores and commissary supplies, act July 4, 1864		301,897 76			301,897 76
Claims of loyal citizens for supplies furnished during the rebellion		1,803 00			1,803 00
Construction of military post on the Yellowstone and Muscleshell Rivers.	50,000 00				50,000 00
Cavalry and artillery horses	191,825 84				191,825 84
Construction and repairs of hospitals	50,261 69				50,261 69
Construction of jetties in the Mississippi River		1,000,000 00			1,000,000 00
Signal Service	10,500 00				10,500 00
Current and ordinary expenses, Military Academy	46,105 00				46,105 00
Miscellaneous items and incidental expenses, Military Academy	14,620 00				14,620 00
Buildings and grounds, Military Academy	1,700 00				1,700 00
Sundry engineer appropriations	2,966,112 43	287 98			2,966,400 41
Subsistence of the Army	2,798,594 60	27,740 07	189 14		2,826,523 81
Lost horses, sec. 3483, Revised Statutes.		195 00			195 00
Army pensions	26,746,492 72	17,894 22	58 02		26,764,444 96
Compensation to agents	87,730 44				87,730 44
Fees for preparing vouchers	210,421 25				210,421 25
Fees to examining surgeons	241,614 35				241,614 35
Relief of Marshall P. Thatcher				\$150 00	150 00
Relief of Henrietta Groesbeck				300 00	300 00
Total	44,474,271 69	2,431,189 68	614 74	450 00	46,906,526 11

The number of credit and counter requisitions drawn by the Secretaries of War and Interior on sundry persons in favor of the Treasurer of the United States is 1,290, on which repayments into the Treasury have been made through the Third Auditor's Office during the fiscal year ended June 30, 1878, as follows:

Deposits	\$1,030,784 04
Transfer accounts	159,328 71
Total	1,190,112 75

#### THE QUARTERMASTER'S DIVISION.—(I. S. Tichenor, chief.)

The accounts of quartermasters cover a wide range of money and property responsibility. The former embraces disbursements for bar-

racks and quarters, hospitals, storehouses, offices, stables, and transportation of Army supplies, the purchase of Army clothing, camp and garrison equipage, cavalry and artillery horses, fuel, forage, straw, material for bedding, and stationery; payments of hired men and of "per diem" to extra-duty men; expenses incurred in the pursuit and apprehension of deserters, for the burial of officers and soldiers, for hired escorts, expresses, interpreters, spies, and guides, for veterinary surgeons and medicines for horses, for supplying posts with water, and for all other proper and authorized outlays connected with the movements and operations of the Army not expressly assigned to any other department.

Property purchased with the funds of the Quartermaster's Department is accounted for upon "returns" transmitted through the Quartermaster-General to this office (with the exception of "returns of clothing, camp and garrison equipage," which come under the supervision of the Second Auditor), showing that the disposition made of it is in accordance with law and Army regulations.

Statement showing the operations of the quartermasters' division for the fiscal year ending June 30, 1878.

	Money accounts.			Property returns	Supplemental settlements.			Signal accounts.			Total.	
	Number.	Amount involved.			Property.	Money.	Amount involved.	Property.	Money.	Amount involved.	Number.	Amount involved.
On hand per last report .....	180	\$1,994,989 70	180	.....	.....	.....	169	17	\$130,816 87	546	\$2,125,806 57	
Received during the fiscal year .....	2320	9,279,611 72	3439	54	332	\$51,603 78	812	136	403,878 69	7093	9,735,094 19	
Total .....	2500	11,274,601 42	3619	54	332	51,603 78	981	153	534,695 56	7639	11,860,900 76	
Reported during the fiscal year .....	1895	9,553,038 57	3240	54	332	51,603 78	940	96	346,957 60	6557	9,951,599 95	
Remaining unsettled .....	605	1,721,562 85	379	.....	.....	.....	41	57	187,737 96	1082	1,909,300 81	
Total .....	2500	11,274,601 42	3619	54	332	51,603 78	981	153	534,695 56	7639	11,860,900 76	

Number of letters written in quartermasters' division, 6,326; average number of clerks employed, 19 $\frac{1}{2}$ ; number of vouchers examined, 183,293; number of pages written, 5,102.

SUBSISTENCE DIVISION.—(Andrew Cauldwell, chief.)

The subsistence division examines the accounts of all commissaries and acting commissaries in the Army whose duties are to purchase the provisions and stores necessary for its subsistence, and to see to their proper distribution. These commissaries render monthly money accounts, with proper vouchers for disbursements of the funds intrusted to them, together with a provision-return, showing the disposition of provisions and stores purchased or derived from other sources. These accounts are received through the Commissary General of Subsistence, and are examined and audited in this division.

The money accounts and vouchers, together with a certified statement of the result of said examinations, are then referred to the Second Comptroller of the Treasury for revision. Upon their return from the Comptroller, with the settlement approved, the officers are notified of the result and called upon to adjust or explain any omissions or errors that may have been discovered. The money and provision accounts, together

with the vouchers and papers belonging thereto, are then placed in the settled files for future reference, and remain permanently in the custody of this office.

*Subsistence accounts.*

	Money accounts.		Provision returns.
	Number.	Amount involved.	
On hand per last report, June 30, 1877.....	660	\$1, 128, 228 92	556
Received during the fiscal year .....	1, 899	3, 521, 414 82	1, 899
Total .....	2, 559	4, 649, 643 74	2, 455
Audited during the fiscal year .....	1, 900	3, 804, 999 45	1, 900
Remaining on hand June 30, 1878.....	659	844, 644 29	555

*Engineer accounts.*

The engineer branch is engaged in the examination of the accounts of officers and agents of the Engineer Department, who, under direction of the Chief of Engineers of the Army (except the Superintendent of the Military Academy at West Point, whose disbursements are directed by the Inspector-General), disburse moneys out of the various appropriations, now 248 in number, made from time to time by Congress for works of a public nature, which may be classed under the following heads, viz: The purchase of sites and materials for and construction and repairs of the various fortifications throughout the United States. Construction and repairs of roads, bridges, bridge-trains, &c., for armies in the field. Surveys on the Atlantic and Pacific coasts. Examination and surveys of the northern and western lakes and rivers. Construction and repairs of breakwaters. Repairs and improvement of harbors, both on sea and lake coasts. Improvement of rivers and purchase of snag and dredge boats for the same; and the expenses of the Military Academy at West Point.

The transactions of the engineer branch for the fiscal year are shown by the following statement, viz:

Engineer accounts.	Money accounts.	
	Number.	Amount involved.
On hand per last report, June 30, 1877.....	50	\$2, 132, 649 69
Received during the fiscal year.....	149	3, 349, 995 68
Total .....	208	5, 482, 645 37
Audited during the fiscal year.....	185	4, 228, 616 67
Remaining on hand June 30, 1878.....	23	1, 154, 028 70

Number of vouchers examined, 101,333; number of letters written, 1,593; number of differences written, 683; number of "calls" answered, 554; average number of clerks employed, 8½.

CLAIMS DIVISION.—(W. S. Stetson, chief.)

This division has the settlement of claims of a miscellaneous character arising in the various branches of service in the War Department and growing out of the purchase or appropriation of supplies and stores for the Army; the purchase, hire, or appropriation of water-craft, rail-



road stock, horses, wagons, and other means of transportation; the transportation contracts of the Army; the occupation of real estate for camps, barracks, hospitals, fortifications, &c.; the hire of employes, mileage, courts-martial fees, traveling expenses, commutations, &c.; claims for compensation for vessels, railroad-cars, engines, &c., lost in the military service; claims growing out of the Oregon and Washington war of 1855 and 1856, and other Indian wars; claims of various descriptions under special acts of Congress, and claims not otherwise assigned for adjudication.

Miscellaneous claims for fiscal year 1877-'78.	Number.	Amount claimed.	Amount allowed.
On hand July 1, 1877 .....	11, 239	a\$7,111, 356 10	.....
Received during the year .....	4, 232	b5, 231, 454 82	.....
Total .....	15, 471	12, 342, 810 92	.....
Disposed of during the year .....	2, 899	c4, 283, 103 09	\$3, 436, 417 86
On hand July 1, 1878 .....	12, 572	d8, 059, 707 83	3, 436, 417 86

a This is the amount claimed in 9,798 cases, the amounts in the other (1,441) cases not being stated.  
 b This is the amount claimed in 4,054 cases, the amounts in the other (178) cases not being stated.  
 c This is the amount claimed in 2,780 cases, the amounts in the other (119) cases not being stated.  
 d This is the amount claimed in 11,072 cases, the amounts in the other (1,500) cases not being stated.

Number of letters written during the year, 2,718.

Oregon and Washington Indian war-claims, 1855-'56.	Number.	Amount claimed.	Amount allowed.
On hand July 1, 1877 .....	677	a\$25, 605 96	.....
Received during the year .....	58	b9, 737 88	.....
Total .....	735	35, 343 84	.....
Disposed of during the year .....	72	c17, 089 40	\$8, 557 97
On hand July 1, 1878 .....	663	d18, 254 44	8, 557 97

a This is the amount claimed in 354 cases, the amounts in the other (323) cases not being stated.  
 b This is the amount claimed in 24 cases, the amounts in the other (34) cases not being stated.  
 c This is the amount claimed in 36 cases, the amounts in the other (36) cases not being stated.  
 d This is the amount claimed in 342 cases, the amounts in the other (321) cases not being stated.

Number of letters written during the year, 40.

Lost vessels, &c., act March 3, 1849.	Number.	Amount claimed.
On hand July 1, 1877 .....	73	\$703, 028 87
Received during the year .....	.....	.....
Total .....	73	703, 028 87
Disposed of during the year .....	1	a650 00
On hand July 1, 1878 .....	72	702, 378 87

a Transferred to Miscellaneous Claims Register.

Number of letters written during the year, 16.

STATE AND HORSE CLAIMS DIVISION.—(T. E. G. Pettengill, chief.)

The duties of this division embrace the settlement, under the various acts and resolutions of Congress relating thereto, of all claims of the several States and Territories for the cost, "charges, and expenses properly incurred by them for enrolling, subsisting; clothing, supplying, arming, equipping, paying, and transporting their troops employed in aiding to suppress the recent insurrection against the United States," and all claims arising out of Indian and other border invasions.

Also the settlement of claims for compensation for loss of horses and equipage sustained by officers or enlisted men while in the military service of the United States, and for the loss of horses, mules, oxen, wagons, sleighs, harnesses, while in said service, by impressment or contract.

State claims.	Original account.		Suspended account.	
	No.	Amount.	No.	Amount.
On hand June 30, 1877 .....	6	\$2, 992, 585 54	30	\$4, 541, 319 04
Received during the fiscal year ending June 30, 1878 .....	5	878, 724 66	10	81, 256 15
Total .....	11	3, 611, 310 20	40	4, 622, 575 19
Reported during the fiscal year ending June 30, 1878 .....	2	54, 431 64	16	212, 665 04
On hand June 30, 1878 .....	9	3, 556, 878 56	24	4, 409, 910 15

Horse claims.	Original.		Account.	
	No.	Amount.	No.	Amount.
On hand June 30, 1877 .....			5,895	\$1, 033, 654 68
Received during the fiscal year ending June 30, 1878 .....			117	23, 547 18
Reconsidered during the fiscal year ending June 30, 1878 .....			41	7, 019 25
Total .....			6,053	1, 064, 221 11
Allowed during the fiscal year ending June 30, 1878 .....	462	\$62, 576 04		
Disallowed on same .....		14, 203 41		
Amount claimed .....		76, 779 45		
Rejected during the fiscal year ending June 30, 1878 .....	126	15, 979 84		
Deduct disposed of during the year .....			588	92, 759 29
On hand June 30, 1878 .....			5,465	971, 461 82

Number of briefs made, 1,802; number of claims examined and suspended, 2,309; number of letters received, 3,428; number of letters written, 6,327; number of clerks employed, 7.

COLLECTION DIVISION.—(J. M. Vale, chief.)

Statement of business transacted by the collection division during the year ended June 30, 1878.

	Entered on registers.	Special cases.		Bounty land and pension cases reported.	Letters written.	Number of soldiers of the war of 1812, abstracted.	Days comparing.	Cases prepared for suit.
		Number of special cases.	Accounts referred to.					
July, 1877 .....	412	321	2, 009	118	369	.....	.....	.....
August, 1877 .....	156	240	2, 881	126	406	.....	.....	.....
September, 1877 .....	80	150	1, 866	110	234	.....	.....	.....
October, 1877 .....	505	192	1, 868	52	224	629	.....	2
November, 1877 .....	375	209	2, 784	80	241	6, 322	.....	1
December, 1877 .....	130	243	4, 086	78	312	11, 149	17	.....
January, 1878 .....	273	456	6, 144	104	490	17, 492	57	.....
February, 1878 .....	350	495	5, 753	54	518	20, 680	43½	1
March, 1878 .....	496	338	4, 410	197	350	17, 540	46	2
April, 1878 .....	578	358	6, 593	134	441	9, 070	63	3
May, 1878 .....	1, 157	555	8, 325	494	566	27, 841	59	2
June, 1878 .....	1, 627	562	6, 686	702	527	21, 198	146	.....
Total .....	6, 139	4, 119	53, 355	2, 249	4, 678	131, 921	431½	11

The work of checking property purchased and paid for on Abstracts A, Aa, and B, upon the accountability abstracts of the purchasing-officer, has not been prosecuted during the past fiscal year because of the insufficiency of the clerical force of this division. The importance of continuing this work and pressing it to completion, in order to protect the government from fraudulent and erroneous claims, has been set forth in preceding annual reports. The work of abstracting the names and service of the soldiers of the war of 1812 for the purpose of arrangement in registers, so that the service of any soldier of that war may be traced without reference to the name of the commanding officer of his company or regiment, was commenced in October and continued to the end of the year with such of the clerical force of this office as could be temporarily detached from other business and the help of a few temporary clerks. The increase of seven clerks allowed under the appropriation for the fiscal year ending June 30, 1879, has not enabled me to increase the force employed upon this work, as the employment of that number of additional clerks has become necessary to answer the inquiries of the Pension office relative to the service of soldiers of the war of 1812, under the act of March 9, 1878. In order to properly forward the abstracting of these rolls, that they may be completed within a reasonable time, and for the purpose of again resuming the checking of property on the accountability abstracts, I have to ask an increase of not less than five clerks for this division.

ARMY PENSION DIVISION.—(W. H. Whitney, chief.)

The duties of this division embrace the settlement of all accounts which pertain to the payment of Army pensions throughout the United States. The Commissioner of Pensions is charged with the allowance and issue of all certificates for pensions under existing laws. The certificate, when issued, is forwarded directly to the agent for paying pensions, and at the same time a transcript thereof sent to this office for record. This certificate is recorded in a roll-book prepared for each agency, on which is given the name in full, rate, date of commencement, ending, or other data, to assist in the proper adjustment of payments when made by the several agents. An account is kept with each pension-agent, charging him with all moneys advanced for payment to pensioners, under his proper bond and fiscal year. At the end of each month the agent forwards his vouchers, abstract of payments, and money statement direct to this office, where a preliminary examination is made to see if the money advanced is properly accounted for; the receipt of the account is then acknowledged and the account filed for audit. Each voucher is subsequently examined and the payment entered on the roll-book opposite the pensioner's name. Care has to be exercised to see that the rate, whether increased or reduced, to which the pensioner is entitled, is properly paid.

Every odd year each invalid pensioner whose disability does not exempt him is subject to examination by duly-appointed surgeons, and if the rate named in his certificate is less than the rate heretofore paid, the agent can pay only at the reduced rate. The agent's account, when audited, is reported to the Second Comptroller for his revision, and a copy of the statement of errors, if any, sent to the agent for his information and explanation. The account, when revised, is returned by the Second Comptroller to this office and placed in the settled files, where it permanently remains.

The numerous changes in the laws, the restoration, increasing, and

transferring of pensioners from one agency to another, increase the amount of labor to be performed, and require constant watchfulness to prevent erroneous payments. At the end of each fiscal year all unexpended balances are deposited to the credit of the Treasurer of the United States, and the certificates are forwarded to the Secretary of the Treasury, who refers the same to this office for proper credits to be given, which is done, and the amounts are designated for credit under the appropriations to which they belong. Each pension-agent, at the end of each year, is directed to forward a complete list of all outstanding unpaid checks issued by him, and the funds represented by all checks which remain unpaid over three years are covered into the Treasury to the credit of outstanding liabilities, as provided for by law.

By executive order, dated May 7, 1877, the number of pension-agencies was reduced from 58 to 18, from and after July 1, 1877. This consolidation saved the government this fiscal year \$142,749.72 in compensation, and the expenses of consolidation, ordered by the Commissioner and approved by the Secretary of the Interior, thus far amount to \$8,798.17. Under act March 9, 1878, Congress amended the act February 14, 1871, authorizing pensions to be granted to the survivors of the war of 1812 who served for a period of fourteen days, and to the widows of such soldiers without regard to date of marriage.

*Amounts refunded to the credit of the following appropriations during the fiscal year ending June 30, 1878.*

Invalids, 1871 .....	\$754 09
Widows and others, 1871 .....	7,525 10
Invalids, 1872 .....	180 00
Widows and others, 1872 .....	613 93
Army pensions, 1873 .....	1,267 73
Army pensions, 1874 .....	800 05
Army pensions, 1875 .....	884 26
Balance on hand June 30, 1877, appropriation 1876 .....	1,595,184 71
Amount refunded and deposited .....	3,797 59
	<hr/>
	1,598,982 30
Amount paid on settlement of accounts .....	3,547 63
	<hr/>
Balance to the credit of appropriation .....	1,595,434 67

The above amounts were all carried to the surplus fund.

	Army pensions.	Compensation.	Fees on vouchers.	Fees to surgeons.	Totals.
Balance on hand June 30, 1877, appropriation 1877 .....	\$425,409 15	\$168 17	\$36,875 25	\$33,756 00	\$496,208 57
Amount refunded and deposited .....	337,350 76	1,861 69	1,286 25	2,585 46	343,084 16
	<hr/>				
Amount paid on settlement of accounts .....	762,759 91	2,029 86	38,161 50	36,341 46	839,292 73
	8,957 86	643 18		182 35	9,783 39
Balance to the credit of appropriation, June 30, 1878 .....	753,802 05	1,386 68	38,161 50	36,159 11	829,509 34

*Amount appropriated to pay Army pensions for the fiscal year ending June 30, 1878.*

Army pensions .....	\$27,325,000 00
Compensation .....	215,000 00
Fees on vouchers .....	225,000 00
Fees for surgeons .....	235,000 00
Total .....	<hr/> 28,000,000 00

*Amount to credit of appropriation.*

Army pensions .....	\$887,922 08
Compensation .....	129,251 31
Fees on vouchers .....	19,463 25
Fees for surgeons .....	7,381 23
<b>Total .....</b>	<b>1,044,017 87</b>
<hr/>	
Amount to be accounted for as follows .....	26,955,982 13
<hr/>	
Amount paid Army pensions .....	26,020,067 65
Amount paid Army pensions, bills recommended by Commissioner and approved by Secretary of Interior .....	8,798 17
Amount paid compensation .....	92,953 70
Amount paid fees on vouchers .....	208,190 50
Amount paid fees for surgeons .....	231,658 26
Amount paid on audited accounts, miscellaneous .....	6,819 71
Amount of unexpended balances in agents' hands, to be deposited .....	387,494 14
<b>Total .....</b>	<b>26,955,982 13</b>

The following tabular statement shows the number of accounts received and audited during the fiscal year ending June 30, 1878:

	Number.	Amount involved.
Accounts on hand June 30, 1877 .....	291	\$2,857,304 71
Accounts received during the year .....	538	33,194,149 18
<b>Total .....</b>	<b>829</b>	<b>36,051,453 89</b>
<hr/>		
Accounts reported to the Second Comptroller .....	715	24,133,591 52
Accounts on hand unsettled .....	*114	11,917,862 37
<b>Total .....</b>	<b>829</b>	<b>36,051,453 89</b>

\* The unsettled accounts on hand belong to the fiscal year ending June 30, 1878.

Pensioners recorded .....	13,241
Pensioners transferred .....	12,034
Pensions increased .....	10,662
Pensioners restored .....	882
Certificates reissued .....	1,314
Changes noted .....	7,940
Corrections made .....	2,488
Artificial limbs, second issue .....	24
Pension vouchers examined .....	867,157
Payments entered .....	819,328
Pages of abstract added .....	28,720
Pages of miscellaneous copied .....	2,123
Payments corrected .....	741
Copies of surgeons' certificates sent to Commissioner .....	329
Letters received and entered .....	4,039
Letters written .....	3,983
Letters copied and indexed .....	3,769
Pension-checks verified before payment, 497, amounting to .....	\$14,735 54
Pension-checks reported for cover to "outstanding liabilities," 286, amounting to .....	5,576 16
227 settlements for lost checks were made, involving the sum of .....	7,430 66

The following statement exhibits the number and amount of accounts on hand and unsettled July 1, 1869, together with those received and audited each fiscal year since :

	Number.	Amount involved.	Number.	Amount involved.
On hand July 1, 1869.....	637	\$34, 811, 593 83	.....	.....
Received during the fiscal year 1870.....	714	27, 743, 819 29	631	\$25 596, 876 39
Received during the fiscal year 1871.....	930	28, 513, 262 44	789	32, 813, 334 28
Received during the fiscal year 1872.....	684	28, 661, 597 26	900	40, 000, 205 68
Received during the fiscal year 1873.....	711	28, 756, 702 92	795	33, 926, 556 19
Received during the fiscal year 1874.....	864	29, 708, 532 26	786	26, 451, 956 71
Received during the fiscal year 1875.....	798	29, 572, 855 54	619	19, 888, 428 52
Received during the fiscal year 1876.....	741	28, 348, 161 99	1, 150	48, 433, 036 92
Received during the fiscal year 1877.....	834	27, 899, 359 30	952	34, 067, 985 43
Received during the fiscal year 1878.....	538	53, 194, 149 18	715	24, 133, 591 52
On hand and received.....	7, 451	297, 209, 834 01	7, 337	285, 291, 971 64
Amount audited.....	7, 337	285, 291, 971 64	.....	.....
Balance on hand June 30, 1878.....	114	11, 917, 862 37	.....	.....

The appropriations for the fiscal years 1877 and 1878 were divided under four different heads, instead of the one head of "Army pensions," as in prior years. In the present fiscal year, for 1879, there are eight different heads of appropriation.

As Congress intends each year to appropriate a specific amount for the payment of pensions, if the appropriation could be made under one head, "Army pensions," it would facilitate the settlement of accounts, and the amount disbursed for any specified purpose could at any time be shown, as the records are so kept in this office. The increase of the number and amount of accounts on hand is owing to the work of consolidating the agencies, transferring names, &c., which was done by the clerks of the division, without any additional number. The work in this division has been increased, as it requires more labor to audit the accounts under the consolidation than it did prior thereto.

The force employed the past year numbered 37 clerks and 2 copyists, which is 3 clerks less than the previous year.

The following tabular statements exhibit the amount disbursed by the several agents and the unexpended balance in hand to be covered into the Treasury:

Amounts disbursed by pension-agents during the fiscal year ended June 30, 1878, as shown by their accounts-current.

23 P

States.	Agencies.	Agents.	Invalids.	Widows and others.	War of 1812.	Expenses recom- mended by Commission- er of Pensions and approved by Secre- tary of Interior.	Examining-surgeons.	Fees for preparing vouchers.	Compen-sation.	Contingent expenses.	Total.
California.....	San Francisco.....	Albert Hart.....	\$125,546 84	\$53,838 79	\$6,952 53	\$188 50	\$1,575 00	\$1,424 00	\$4,000 00	\$349 74	\$198,875 40
Dist. of Columbia.	Washington.....	David C. Cox.....	1,169,525 51	623,749 27	54,305 57	668 39	15,095 00	13,423 75	4,000 00	1,610 11	1,882,377 60
Indiana.....	Indianapolis.....	William H. H. Terrell.....							43 48		43 48
Do.....	Do.....	Frederick Knefler.....	917,340 93	845,230 77	43,398 84	66 20	17,835 50	14,657 75	3,956 48	2,049 01	1,844,535 48
Illinois.....	Chicago.....	Ada C. Sweet.....	1,196,149 82	999,893 41	46,493 33	1,314 80	20,801 00	17,402 25	4,000 00	1,804 38	2,287,858 99
Iowa.....	Des Moines.....	Benjamin F. Gue.....	732,452 49	463,545 83	22,738 20	660 41	12,033 90	9,739 75	4,000 00	1,497 86	1,246,668 44
Kentucky.....	Louisville.....	Robert M. Kelly.....	239,234 14	499,697 88	50,539 90	223 91	3,961 50	5,719 75	4,000 00	893 23	804,270 31
Louisiana.....	New Orleans.....	Robert H. Isabelle.....	14,697 45	25,241 43	13,393 85	79 85	64 00	314 00	1,000 00	132 17	54,922 75
Do.....	Do.....	William L. McMillen.....	120,121 63	230,540 56	110,431 84	120 00	1,081 00	3,110 50	2,511 11	509 03	468,425 67
Massachusetts.....	Boston.....	Daniel W. Gooch.....	854,502 15	920,758 97	38,386 91	618 81	17,283 00	15,119 50	4,000 00	1,252 16	1,851,921 50
Missouri.....	Saint Louis.....	Alton R. Easton.....	1,251 50	8,789 41	168 00		48 00	35 00	222 22	47 39	10,561 52
Do.....	Do.....	Rufus Campion.....	805,171 46	611,673 10	429,685 31	625 50	13,531 00	11,068 25	3,777 76	1,544 25	1,490,076 63
Michigan.....	Detroit.....	Samuel Post.....	658,455 77	490,588 07	38,744 79	44 65	13,019 50	9,783 75	4,000 00	603 61	1,215,240 14
New Hampshire.....	Concord.....	Edward L. Whitford.....	928,806 37	874,935 39	70,495 46	1,093 63	18,549 30	16,211 25	4,000 00	2,043 38	1,916,134 78
New York.....	Canandaigua.....	Leander M. Drury.....	951,013 93	847,283 03	99,963 99	754 14	16,269 00	15,494 75	3,999 99	1,685 72	1,936,464 55
Do.....	New York City.....	Frank E. Howe.....	361,681 88	384,744 10	41,109 85		10,547 00	6,513 75	2,133 33	638 61	807,368 52
Do.....	Do.....	Charles R. Coster.....	358,247 85	394,140 70	35,809 07		2,418 64	6,326 75	1,300 00	552 02	798,795 03
Ohio.....	Columbus.....	Allen T. Wilkof.....	1,218,154 51	1,209,358 46	87,546 54	728 21	23,836 50	20,559 50	4,000 00	1,394 12	2,565,577 84
Pennsylvania.....	Pittsburgh.....	James McGregor.....	699,585 97	582,482 70	32,482 12		11,955 12	10,368 50	4,000 00	644 68	1,341,519 09
Do.....	Philadelphia.....	Horatio G. Sickel.....	839,382 59	767,246 37	46,781 86	762 92	15,402 00	14,436 25	4,000 00	1,493 99	1,689,505 98
Tennessee.....	Knoxville.....	Daniel T. Boynton.....	267,384 98	557,163 99	158,701 02	731 90	5,831 00	7,635 50	4,000 00	814 42	1,002,262 81
Wisconsin.....	Milwaukee.....	Edward Ferguson.....	610,458 16	500,012 32	22,324 00	116 40	10,535 30	8,846 00	4,000 00	462 95	1,156,755 13
Deduct amounts credited on account of overpayments.....			13,069,165 93	11,890,914 55	1,063,452 98	8,798 22	231,672 26	208,190 50	70,944 37	22,022 83	26,565,161 64
			2,228 11	1,189 70	48 00	05	14 00			13 50	3,493 36
			13,066,937 82	11,889,724 85	1,063,404 98	8,798 17	231,658 26	208,190 50	70,944 37	22,009 33	26,561,668 28

THIRD AUDITOR.

*Unexpended balances in hands of pension-agents June 30, 1878.*

States.	Agencies.	Agents.	Due United States.	Due agents.
California	San Francisco	Albert Hart	\$8,020 84	.....
District of Columbia	Washington	David C. Cox	12,579 16	.....
Indiana	Indianapolis	William H. H. Terrell	.....	\$43 48
Do	do	Frederick Kneifer	25,856 97	.....
Illinois	Chicago	Ada C. Sweet	15,851 21	.....
Iowa	Des Moines	Benjamin F. Gue	7,326 84	.....
Kentucky	Louisville	Robert M. Kelly	20,681 89	.....
Louisiana	New Orleans	Robert H. Isabelle	93,077 25	.....
Do	Do	William L. McMillen	11,486 05	.....
Massachusetts	Boston	Daniel W. Gooch	19,924 75	.....
Missouri	Saint Louis	Alton R. Easton	.....	.....
Do	do	Rufus Camplon	9,802 21	.....
Michigan	Detroit	Samuel Post	22,523 22	.....
New Hampshire	Concord	Edward L. Whitford	24,543 18	.....
New York	Canandaigua	Leander M. Drury	33,742 83	.....
Do	New York City	Frank E. Howe	.....	2,356 52
Do	do	Charles R. Coster	18,300 57	.....
Ohio	Columbus	Allen T. Wikoff	19,629 01	.....
Pennsylvania	Pittsburgh	James McGregor	17,126 79	.....
Do	Philadelphia	Horatio G. Sickel	5,720 43	.....
Tennessee	Knoxville	Daniel T. Boynton	22,374 22	.....
Wisconsin	Milwaukee	Edward Ferguson	3,327 32	.....
Total			389,894 14	2,400 00
Deduct balance due agents			2,400 00	.....
			387,494 14	.....

#### THE FILES.

The number of money settlements made during the year is 4,862, and the total from March, 1817, is 172,625. Number of property settlements since 1860, 37,843, of which 3,708 were made during the year. Since my last report was made a large portion of the files have been removed and rearranged, and they are now in rooms which communicate with each other.

All vouchers of Army pensioners from 1818 to the present time are kept here, and are in very good condition. A few of the abstracts of said vouchers are considerably mutilated. The other settlements, which include quartermaster and commissary returns and miscellaneous claims, are in a good state of preservation, and there is room for accounts to be received for three or four months, when additional room will be required. Four clerks are employed in the files rooms, which force is deemed sufficient at present.

There were five lady copyists usefully employed during the year. The number of miscellaneous papers registered was 21,146; difference sheets registered, 651; total, 21,797. The number of pages copied and compared was: Miscellaneous papers, 20,144; difference sheets, 7,588; letters, 30,532; total, 58,264. Names indexed, 82,774.

#### NEEDED LEGISLATION.

The necessity for a fund for special investigation of claims and authority to cause the production of witnesses and papers before the accounting-officers in doubtful cases is becoming more and more pressing. At present, the only provision of that character respecting claims which are presented is in section 3488 of the Revised Statutes. It is limited to claims for compensation for boats and railroad engines and



cars lost in the military service, a class now becoming almost extinct, only four new claims having been presented within two years past.

In the great mass of claims arising in the Quartermaster's, Commissary, or Engineer Departments, the accounting-officers are, so far as any special investigations are concerned, dependent entirely upon such as may be made by officers or agents of those departments. In many cases I have been convinced that a slight expenditure would probably protect the government from unjust demands. But unless fraud is so apparent as to justify placing a case in the hands of the law officers for criminal prosecution, the investigation must be limited to such as can be made, *without expense*, by aid of the files, records, and accounts, and such investigation often entirely fails either to establish the fact of the non-liability of the government or to so corroborate the *ex-parte* evidence produced by the claimant as to free the case from doubt or make the payment of the claim safe for the government. As it now is, in doubtful or suspicious cases, the government must pay when its liability is not satisfactorily established, or perhaps wrong its citizens in refusing to pay demands which upon fuller investigation might be shown to be justly and wholly due. The government requires the accounting-officers to act as judges between it and its creditors, and yet fails to confer upon such officers those powers which all other judicial officers find indispensable to the efficient and safe administration of their judicial functions. This defect in the powers of the accounting-officers, which constantly threatens the interests of both the government and its creditors and is a perpetual embarrassment to those officers, should be supplied by adequate legislation.

The necessities for a more comprehensive and better-defined statute of limitations, and for more room for the files and records of the office, in conditions rendering them far safer from destruction by fire, were so specifically and urgently presented in my last annual report, that I forbear to again urge them at length, though the necessities have not in any degree diminished.

Respectfully submitted.

HORACE AUSTIN,  
*Auditor.*

Hon. JOHN SHERMAN,  
*Secretary of the Treasury.*

The Government of the United States, in its capacity as a sovereign power, has the honor to acknowledge the receipt of your letter of the 10th inst. in relation to the proposed amendments to the Constitution of the United States, and to inform you that the same have been referred to the proper authorities for their consideration. It is the policy of the Government to give every citizen an opportunity to be heard in respect to such amendments, and to this end the Government has caused to be published a copy of the proposed amendments in the English and Spanish languages, and has caused to be distributed to every citizen a copy of the same. It is the policy of the Government to give every citizen an opportunity to be heard in respect to such amendments, and to this end the Government has caused to be published a copy of the proposed amendments in the English and Spanish languages, and has caused to be distributed to every citizen a copy of the same.

THE

The Government of the United States, in its capacity as a sovereign power, has the honor to acknowledge the receipt of your letter of the 10th inst. in relation to the proposed amendments to the Constitution of the United States, and to inform you that the same have been referred to the proper authorities for their consideration. It is the policy of the Government to give every citizen an opportunity to be heard in respect to such amendments, and to this end the Government has caused to be published a copy of the proposed amendments in the English and Spanish languages, and has caused to be distributed to every citizen a copy of the same.

---

---

REPORT OF THE FOURTH AUDITOR.

---

---

---

REPORT OF THE FOURTH AUDITOR

---

# REPORT

OF

## THE FOURTH AUDITOR OF THE TREASURY.

TREASURY DEPARTMENT, FOURTH AUDITOR'S OFFICE,  
October 15, 1878.

SIR: In pursuance of your request that I should furnish a statement of the transactions and work of this office during the fiscal year ending June 30, 1878, I annex the following tables, which give the information in a compact and methodical manner.

*Statement of accounts, including marine, received and settled in the paymasters' section from July 1, 1877, to June 30, 1878, with the amount of cash disbursed in those settled, and the number of letters, received and written, in relation to the same. George L. Clark in charge.*

PAYMASTERS' AND MARINE ACCOUNTS.

Date.	Accounts re- ceived.	Accounts set- tled.	Letters re- ceived.	Letters writ- ten.	Cash vouch- ers.	Cash disburse- ments.
1877.						
July.....	54	40	206	158	654	\$804,453 37
August.....	34	41	97	126	481	492,236 62
September.....	27	38	103	156	594	477,138 54
October.....	36	28	132	128	767	336,958 20
November.....	48	27	143	160	69	229,913 80
December.....	38	34	102	128	348	340,547 71
1878.						
January.....	38	37	122	108	853	716,705 09
February.....	34	31	104	126	749	798,967 99
March.....	24	31	92	127	655	1,151,574 53
April.....	30	25	125	130	1,399	1,018,512 87
May.....	34	29	105	122	529	973,297 99
June.....	20	36	90	99	981	1,573,811 65
Total.....	417	397	1,421	1,568	8,079	8,914,118 36

Number of accounts on hand July 1, 1877..... 23  
 Number of accounts on hand June 30, 1878..... 43

Statement of work performed in the bookkeepers' section for the fiscal year ending June 30, 1878. Paris H. Folsom in charge.

Date.	Number of requisitions issued during year.	Amount of requisitions.	Number of refunding requisitions issued.	Amount of refunding requisitions.	Letters received.	Letters written.	Accounts journalized and balanced on ledgers.	Ledger extracts for settlement.	Answers for inquiries to accounts on ledgers.	Accounts received.	Accounts settled.	Summary statements received.	Checks against pay for errors in settlements.
1877.													
July .....	216	\$1,731,905 51	7	\$222,970 04	186	341	67	32	250	5	55	44	21
August .....	153	1,202,918 07	30	38,494 88	176	300	54	40	211	5	5	2	21
September .....	147	1,438,874 93	23	36,182 76	170	293	34	44	205	2	61	20	20
October .....	165	1,448,067 41	57	157,023 06	168	308	45	40	200	2	34	47	47
November .....	246	1,718,190 68	93	169,635 72	126	280	45	38	695	2	78	6	6
December .....	263	2,157,143 92	27	113,808 83	152	318	29	83	1,007	25	32	17	17
1878.													
January .....	199	1,864,711 92	47	564,044 02	150	310	74	56	677	10	35	21	21
February .....	108	1,251,149 80	18	294,552 06	130	239	140	44	225	2	62	21	21
March .....	180	1,468,146 22	31	183,122 52	171	296	102	37	118	1	40	14	14
April .....	138	1,140,127 69	20	37,686 42	163	261	100	30	96	1	61	13	13
May .....	197	1,179,912 45	34	325,309 63	146	307	34	41	90	1	153	11	11
June .....	263	3,991,476 66	39	536,965 94	202	477	29	50	214	2	113	30	30
Total .....	2,275	20,592,625 26	426	2,679,795 88	1,940	3,730	753	535	3,988	48	724	295	295

Statement of the work performed by the Navy pay and allotment section for the fiscal year ending June 30, 1878. William F. Stidham in charge.

Date.	Accounts received.	Accounts settled.	Amount involved.	Letters received.	Letters written.
1877.					
July .....	9	5	\$2,550,869 77	265	190
August .....	10	11	270,772 45	249	248
September .....	6	7	249,256 56	230	232
October .....	15	6	102,759 53	247	271
November .....	11	13	1,050,611 90	198	197
December .....	20	22	292,301 91	189	173
1878.					
January .....	14	29	157,585 50	204	219
February .....	11	5	796,878 70	183	181
March .....	7	6	4,757 07	208	202
April .....	4	2	92,370 78	227	191
May .....	11	11	1,169,153 96	235	213
June .....	67	68	2,489,524 75	296	187
Total .....	185	185	9,226,842 88.	2,731	2,603

*Allotment accounts.*

Date.	Allotments reg- istered.	Allotments dis- continued.	Date.	Allotments reg- istered.	Allotments dis- continued.
1877.			1878.		
July .....	26	96	January .....	114	100
August .....	137	115	February .....	136	83
September .....	165	127	March .....	188	71
October .....	222	110	April .....	78	79
November .....	113	102	May .....	108	151
December .....	34	42	June .....	89	79
			Total .....	1,410	1,155

*Statement of the amounts paid by Navy pay-officers for allotments during the year 1877.*

New York .....	\$83,592 75
Boston .....	61,509 50
Philadelphia .....	58,516 50
Washington .....	43,585 25
Baltimore .....	20,023 00
Norfolk .....	16,439 25
San Francisco .....	7,332 00
Total .....	290,998 25

Accounts remaining on hand June 30, 1878, 514; number of vouchers examined, 24,488.

*Statement of work performed by the prize-money and record section during the fiscal year ending June 30, 1878. Benjamin P. Davis in charge.*

Date.	Letters.		Claims.		Amount paid.	Records.				
	Received.	Written.	Received.	Settled.		Letters keyed in.	Letters keyed out.	Letters recorded.	Letters indexed.	Dead letters regis- tered.
1877.										
July .....	182	251	29	26	\$3,725 70	1,349	1,508	2,689	2,234	6
August .....	162	202	13	13	9,437 84	1,350	1,602	1,049	2,160	8
September .....	128	167	19	13	604 65	1,323	1,520	961	956	7
October .....	136	159	19	18	1,202 69	1,587	1,687	2,329	1,316	10
November .....	162	185	20	15	942 45	2,250	1,740	1,670	1,866	19
December .....	191	226	21	16	932 20	2,379	2,671	670	1,080	13
1878.										
January .....	226	283	33	29	1,785 85	1,761	2,390	1,565	5,016	13
February .....	188	230	23	21	602 70	1,325	1,584	1,047	2,152	8
March .....	173	213	11	9	327 05	1,307	1,439	1,875	2,283	10
April .....	179	225	29	27	1,525 36	1,228	1,349	1,194	2,770	8
May .....	148	169	16	16	1,991 24	1,333	1,318	944	1,960	3
June .....	142	179	18	18	834 61	1,267	1,404	2,628	3,298	2
Total .....	2,017	2,489	251	221	23,912 34	18,459	20,212	18,621	27,091	107

This section is charged also with the preparation of all reports and tabular statements called for by Congress and the Secretary of the Treasury, keeping a record of appointments, resignations, removals, and absences, the care and issuing of stationery used in the office, and the payment of salaries to employes.

Statement showing the amount disbursed at the different agencies on account of Navy pensions, and the work performed by the Navy pension section, during the fiscal year ending June 30, 1878. Richard Goodhart in charge.

## PENSION ACCOUNTS.

Location.	Number of Navy invalid pensioners.	Number of Navy widow pensioners and dependent relatives.	Total number of Navy pensioners.	Total disbursements.
Boston, Mass. ....	419	505	924	\$109,116 47
Chicago, Ill. ....	64	52	116	16,393 09
Columbus, Ohio .....	45	114	159	15,521 93
Concord, N. H. ....	114	131	245	32,039 71
Detroit, Mich. ....	23	30	53	4,018 15
Knoxville, Tenn. ....	37	59	96	14,284 02
Louisville, Ky. ....	11	15	26	2,752 40
Milwaukee, Wis. ....	21	27	48	4,073 78
New York City, N. Y. ....	400	448	848	98,214 90
New Orleans, La. ....	22	31	53	6,089 29
Philadelphia, Pa. ....	496	593	1,089	78,570 22
Pittsburgh, Pa. ....	33	42	75	13,062 80
Saint Louis, Mo. ....	24	22	46	6,089 41
San Francisco, Cal. ....	48	15	63	7,547 56
Washington, D. C. ....	339	399	738	104,331 64
Total .....	2,096	2,483	4,579	507,165 37

During the fiscal year ending June 30, 1878, there were 178 pension agents' accounts received, 171 settled, involving an expenditure of \$424,394.86; also there were 744 letters received, 441 written, and 13,024 vouchers examined. Accounts remaining on hand June 30, 1878, 46.

Statement of the work performed by the general claim section for the year ending June 30, 1878. Robert Kearon in charge.

Date.	Claims received.	Claims adjusted.	Amount involved.	Letters written.	Number of reports on application for pension.	Number of reports on application for bounty land.	Number of reports on application for admission to Naval Asylum.
1877.							
On hand June 30. ....	111						
July. ....	121	100	\$12,202 98	529	76		
August. ....	190	196	22,601 74	700	57		1
September. ....	574	140	24,057 25	641	35		
October. ....	298	231	37,618 91	786	71		1
November. ....	751	394	151,938 86	872	61		
December. ....	728	983	351,515 12	1,791	9		
1878.							
January. ....	300	787	192,544 46	1,427	12		1
February. ....	187	279	53,921 86	768	3		1
March. ....	121	153	45,001 35	566	54		1
April. ....	131	148	21,435 66	524	73		
May. ....	96	99	13,817 56	456	45		
June. ....	111	121	14,759 37	431	35		
Total .....	3,719	3,631	941,415 12	9,491	531		5

From the accompanying statements it will be seen that during the year there were settled in the paymasters' section 397 accounts, involving \$8,914,118.36; in the Navy pay and allotment section 185 accounts, involving \$9,226,842.88; in the prize-money section 221 accounts, involving \$23,912; in the Navy-pension section 171 accounts, involving \$424,394.86; in the general claims section 3,631 accounts, involving \$941,415.



In addition to the settlement of the above-mentioned accounts, there were entered 2,275 pay requisitions, amounting to \$20,592,625.26; and 426 refunding requisitions, amounting to \$2,679,795.88; and that 1,410 allotments were registered, and 1,155 discontinued; that reports were made in 531 pension cases, and in 5 applications for admission into the United States Naval Asylum; and that 18,459 letters were received, and 20,212 written.

I beg leave to call attention to the statement of the work done in the office from 1863 to 1878. The statement shows that during that period 165,494 accounts were settled, involving \$723,847,339.29; and that 428,070 letters were received, and 497,451 written; that 38,973 allotments were registered, and 21,887 discontinued.

It gratifies me that I can continue the commendations I have given, during previous years, to the chiefs of sections of this office for their ability and efficiency, and to Mr. William B. Moore, the Deputy Fourth Auditor, for the constant aid, assistance and co-operation I have received from him. The clerks, as a whole, merit praise for the amount of work they have achieved and for the correctness and promptitude with which they have transacted it. Applications for pensions, under the act of March 2, 1867, bounty-land claims, and applications for admission into the United States Naval Asylum (the latter requiring a service of twenty years in the Navy on the part of the applicant), are necessarily somewhat in arrears in consequence of insufficient clerical force, but every effort in the power of the office is exerted to be as prompt as possible.

A schedule of some of the principal items of work transacted in this office from 1863 to 1878, inclusive, is here appended:

*Statement of work done from 1863 to 1878.*

Year.	Letters received.	Letters written.	Allotments registered.	Allotments discontinued.	Accounts settled.	Disbursements involved.	Clerks.	Copyists.
1863	23,281	24,946	8,171	.....	1,563	\$22,117,315 87	24	....
1864	45,255	48,349	9,364	.....	21,981	39,365,306 16	58	....
1865	66,822	66,321	7,930	3,888	32,369	80,367,182 33	82	11
1866	70,117	79,866	3,043	4,955	31,395	108,830,231 36	84	14
1867	36,321	50,341	1,920	2,392	17,404	116,758,565 68	78	13
1868	23,659	32,753	934	1,501	11,610	44,961,515 18	72	12
1869	17,983	23,355	656	818	6,536	46,900,678 19	63	9
1870	15,590	21,036	863	1,077	7,964	38,555,720 79	47	8
1871	14,578	17,716	837	1,029	4,951	23,362,929 78	47	8
1872	13,477	15,631	651	1,113	3,445	26,259,698 96	47	8
1873	16,018	16,271	641	804	3,207	25,407,432 25	47	6
1874	17,489	20,452	794	771	4,434	32,872,134 61	47	6
1875	17,383	21,859	656	772	5,505	43,262,199 35	45	6
1876	16,160	21,458	1,092	622	5,659	34,334,011 45	45	6
1877	15,478	16,885	1,111	990	2,828	20,829,023 26	40	5
1878	18,459	20,212	1,410	1,155	4,643	19,613,394 07	40	5
Total	428,070	497,451	38,973	21,887	165,494	723,847,339 29	.....	.....

During the past year a number of improved methods of doing business have been introduced, and the office constantly illustrates the advantages which arise from the employment of experienced, capable, and thoroughly trained clerks. The files are in good order and so well arranged for consultation that information is easily and accurately available.

I have the honor to be, sir, very respectfully, your obedient servant,  
STEPHEN J. W. TABOR,  
*Auditor.*

Hon. JOHN SHERMAN,  
*Secretary of the Treasury.*



REPORT

OF THE FIFTH AUDITOR OF THE TREASURY.

---

---

REPORT OF THE FIFTH AUDITOR.

---

---

Hon. JOHN SWANMAN,  
Secretary of the Treasury.

---

REPORT OF THE FIFTH AUDITOR.

---

REPORT  
OF  
THE FIFTH AUDITOR OF THE TREASURY.

---

TREASURY DEPARTMENT, FIFTH AUDITOR'S OFFICE,  
*Washington, October 30, 1878.*

SIR: I have the honor to transmit herewith tabular statements\* showing the operations of this office for the fiscal year ended June 30, 1878.

There were received during the year ten thousand three hundred and eleven accounts, and nine thousand eight hundred and ninety-six were adjusted. Nine thousand seven hundred and forty-nine reports were recorded, and three thousand six hundred letters were written.

The adjustments involved the examination of one hundred eighty-four thousand seventy-three vouchers, amounting to \$687,351,843.16, and were made with commendable promptness and care by the clerks employed in the office, to whom my thanks are due for their attention to duty and strict regard for the interests of the government.

Very respectfully,

J. B. MANN,  
*Acting Auditor.*

Hon. JOHN SHERMAN,  
*Secretary of the Treasury.*

---

\*The tabular statements referred to are printed in pamphlet form and omitted from this report.



# REPORT

OF THE

## AUDITOR OF THE TREASURY FOR THE POST OFFICE DEPARTMENT.

OF THE SIXTH AUDITOR OF THE TREASURY

FOR THE YEAR ENDING DECEMBER 31, 1897.

WASHINGTON, OFFICE OF THE

AUDITOR, JANUARY 15, 1898.

I have the honor to submit the following report of the business

transacted at this office for the fiscal year ended June 30, 1898, by

the several divisions of the Post Office Department.

The report is divided into two parts, the first of which

relates to the fiscal year ending June 30, 1898, and the second

to the fiscal year ending June 30, 1897.

RESPECTFULLY,  
SIXTH AUDITOR OF THE TREASURY.

### REPORT OF THE SIXTH AUDITOR.

---

---

REPORT OF THE SIXTH AUDITOR.

---

---



# REPORT

OF THE

## AUDITOR OF THE TREASURY FOR THE POST-OFFICE DEPARTMENT.

OFFICE OF THE AUDITOR OF THE TREASURY  
FOR THE POST-OFFICE DEPARTMENT,  
*Washington, October 18, 1878.*

SIR: I have the honor to submit the following report of the business operations of this office for the fiscal year ended June 30, 1878. My annual report to the Postmaster-General, now in course of preparation, will exhibit in detail the financial transactions of the Post-Office Department during the past fiscal year. The following is a summary of the principal labors performed by the several divisions during the year, viz:

### EXAMINING DIVISION.—(Benjamin Lippincott, Chief.)

The business of the Examining Division for the last fiscal year has been fully completed, and the following tables exhibit, as far as may be, the work performed:

Number of quarterly accounts current received during the fiscal year:	
Quarter ending September 30, 1877 .....	37, 729
Quarter ending December 31, 1877 .....	37, 756
Quarter ending March 31, 1878 .....	38, 576
Quarter ending June 30, 1878 .....	39, 075
Total .....	153, 136
Increase .....	5, 553

Number of accounts settled by stamp-clerks during the fiscal year:	
Quarter ending September 30, 1877 .....	37, 427
Quarter ending December 31, 1877 .....	37, 838
Quarter ending March 31, 1878 .....	38, 205
Quarter ending June 30, 1878 .....	38, 741
Total .....	152, 211
Increase .....	5, 747

Number of accounts current examined and passed to the Registering Division during the fiscal year:	
Quarter ending September 30, 1877 .....	37, 427
Quarter ending December 31, 1877 .....	37, 838
Quarter ending March 31, 1878 .....	38, 205
Quarter ending June 30, 1878 .....	38, 741
Total .....	152, 211
Increase .....	5, 747

## Amount involved in the settlement of quarterly accounts:

Quarter ending September 30, 1877.....	\$6,689,522 62
Quarter ending December 31, 1877.....	7,279,444 43
Quarter ending March 31, 1878.....	7,521,220 43
Quarter ending June 30, 1878.....	7,189,475 63
Total.....	<u>28,679,663 11</u>
Increase.....	<u>1,740,658 00</u>

Number of post-offices of the first and second classes receiving allowances for clerk-hire, light, fuel, rent, &c.....	420
Number of post-offices of the third and fourth classes receiving allowances for clerk-hire for separating the mails.....	926
Total number of post-offices of all classes receiving allowances.....	<u>1,346</u>

## REGISTERING DIVISION.—(Joseph B. Will, Chief.)

During the fiscal year ended June 30, 1878, the number of accounts registered and amounts therein involved were as follows:

Third quarter, 1877.....	37,427	\$6,689,522 62
Fourth quarter, 1877.....	37,838	7,279,444 43
First quarter, 1878.....	38,205	7,521,220 43
Second quarter, 1878.....	38,741	7,189,475 63
Total.....	<u>152,211</u>	<u>\$28,679,663 11</u>
Increase.....	<u>5,747</u>	<u>\$1,740,658 00</u>

Number of changes of postmasters reported from the Appointment Office of the Post-Office Department entered during the fiscal year was as follows.....

.....	<u>12,818</u>
Increase over last fiscal year.....	3,420

## BOOKKEEPING DIVISION.—(James T. Smith, Chief.)

The following tabular statements show the distribution of the work of the division, and, in part, the work performed in making up the auxiliary books prepared on the division:

*Ledgers of mail contractors' accounts.*

Number of section.	States.	Number of ledgers.	Current accounts.	Day-book entries journalized.
1	Maine, New Hampshire, Vermont, Massachusetts, Rhode Island, Connecticut, New York, New Jersey, Pennsylvania, Delaware, Virginia, West Virginia, Maryland, North Carolina, South Carolina, Georgia, Florida, Alabama, Mississippi, Texas, Louisiana, Arkansas, and Ocean Mail Service.....	6	2,940	2,443
2	Indiana, Illinois, Tennessee, Wisconsin, Ohio, Iowa, Missouri, Kentucky, Michigan, Kansas, Nebraska, Oregon, Minnesota, California, Nevada, Colorado, and Territories.....	6	3,200	2,085
	Total.....	<u>12</u>	<u>6,140</u>	<u>4,478</u>
	Increase.....		61	
	Decrease.....			2,514

Ledgers of postmasters' accounts.

Number of section.	States.	Number of ledgers.	Current accounts.	Late accounts.
1	Maine, New Hampshire, Vermont, Massachusetts, Connecticut, Rhode Island, and Mississippi .....	5	3,756	465
2	New York and New Jersey .....	5	3,540	433
3	Pennsylvania, Delaware, Maryland, and District of Columbia .....	5	4,035	484
4	Virginia, West Virginia, North Carolina, and South Carolina .....	5	4,300	473
5	Alabama, Georgia, Arkansas, Texas, Louisiana, and Florida .....	5	4,426	977
6	Missouri, Kentucky, and Tennessee .....	6	4,060	471
7	Ohio and Iowa .....	5	3,709	586
8	Illinois and Indiana .....	5	3,510	645
9	Michigan, Wisconsin, and Kansas .....	6	3,810	529
10	California, Minnesota, Nevada, Nebraska, Oregon, Colorado, and Territories .....	4	4,001	789
	Total .....	51	39,147	5,852
	Increase .....		1,745	
	Decrease .....			36

Number of entries in stamp-journal .....	3,570
Number of entries in day-books .....	4,478
Number of entries in deposit-book .....	7,215
Number of entries in cash-book .....	4,879
Number of entries in transfer-journal .....	3,585

Total .....

Increase .....

	Number.	Amount.
Warrants issued by the Postmaster-General and countersigned by the Auditor, passed and registered during the fiscal year .....	11,459	\$9,925,085 77
Decrease .....	1,220	\$1,198,187 51
Drafts drawn by the Third Assistant Postmaster-General and countersigned by the Auditor, passed and registered during the fiscal year .....	17,994	\$1,741,389 38
Increase .....	433	
Decrease .....		\$98,683 03

STATING DIVISION.—(Wm. H. Gunnison, Chief.)

The statements following show the amount of work performed during the last fiscal year.

Statement of the number of general postal accounts of postmasters, the increase in the number and the classification of the offices for the fiscal year ended June 30, 1878.

Number of sections.	States and Territories.	Presidential offices.					Fourth-class offices.					No. of accounts in each State.	Increase in each State.	No. of accounts in each section.	Increase in each section.	
		Draft.	Collection.	Depositing.	Total.	Increase.	Collection.	Depositing.	Special.	Depositing and special.	Total.					Increase.
1	Maine .....	3	18	5	26	3	780	74	15	15	884	25	910	28		
	New Hampshire .....	3	16	7	26	2	377	36	6	3	422	5	448	7		
	Vermont .....	5	13	2	20	2	415	41	6	11	473	3	493	5		
	Massachusetts .....	4	66	35	105	12	537	67	8	20	632	*7	737	5		
	Total .....	15	113	49	177	19	2,109	218	35	49	2,411	26		2,588		45
2	New York (A to Q) .....	12	98	22	132	17	1,345	287	168	123	1,923	8	2,055	25		
	Nevada .....		7	3	10		69	13	5		87	*1	97	*1		
	Total .....	12	105	25	142	17	1,414	300	173	123	2,010	7		2,152		24

\* Decrease.

Statement of the number of general postal accounts of postmasters, &c.—Continued.

Number of section.	States and Territories.	Presidential offices.					Fourth-class offices.					No. of accounts in each State.	Increase in each State.	No. of accounts in each section.	Increase in each section.	
		Draft.	Collection.	Depositing.	Total.	Increase.	Collection.	Depositing.	Special.	Depositing and special.	Total.					Increase.
3	Pennsylvania (A to Q).....	3	74	17	94	11	2,106	158	31	20	2,315	63	2,409	74		
	Dakota.....		3		3	2	186	3	15		204	28	207	30		
	Total.....	3	77	17	97	13	2,292	161	46	20	2,519	91		2,616	104	
4	Wisconsin.....	2	55	1	58	7	1,084	103	30	28	1,245	17	1,303	24		
	West Virginia.....	1	7	8	8		796	18	10		824	40	832	40		
	Oregon.....		6	1	7	2	291	13	18		322	17	329	19		
	Total.....	3	68	2	73	9	2,171	134	58	28	2,391	74		2,464	83	
5	North Carolina.....	1	10		11	1	1,193	43	38	15	1,289	92	1,300	93		
	South Carolina.....	1	11		12	2	512	10	9	2	533	21	545	23		
	Georgia.....	2	21		23	5	762	34	51	24	871	64	894	69		
	Total.....	4	42		46	8	2,467	87	98	41	2,693	177		2,739	185	
6	Kansas.....	1	28	5	34	8	1,023	86	85		1,194	81	1,228	89		
	Minnesota.....	2	18	8	28	5	727	70	75	6	878	52	906	57		
	Colorado.....	1	7	6	14	1	191	28	30	2	251	28	265	29		
	Utah Territory.....		2	1	3		157	9	20		186	8	189	8		
	Total.....	4	55	20	79	14	2,098	193	210	8	2,509	169		2,588	183	
7	Ohio.....	9	90	12	111	11	1,952	150	31	65	2,198	25	2,309	36		
	Total.....	9	90	12	111	11	1,952	150	31	65	2,198	25		2,309	36	
8	Illinois.....	3	149	4	156	27	1,663	79	32	19	1,793	7	1,949	34		
	Delaware.....		4		4	1	93	6	1		100	*1	104			
	District of Columbia.....			1	1	*1	3	1	1		5	1	6			
	Washington Territory.....		3		3		149	6	14		169	17	172	17		
	Montana.....		6		6	2	107		3		110	19	116	21		
	Total.....	3	162	5	170	29	2,015	92	51	19	2,177	43		2,347	72	
9	Arkansas.....		5	3	8	2	769	29	2		800	82	808	84		
	Missouri.....		41	1	42	2	1,452	58	32	20	1,562	69	1,604	71		
	Total.....		46	4	50	4	2,221	87	34	20	2,362	151		2,412	155	
10	Kentucky.....	2	20	5	27	3	1,100	42	54	27	1,223	69	1,250	72		
	Pennsylvania (R to Z).....	4	24	6	34	4	794	52	5	8	859	14	893	18		
	Wyoming Territory.....			4	4	1	24	24	3		51	3	55	4		
	Idaho Territory.....		3		3	1	83	1	4		88	16	91	17		
	New Mexico Territory.....		1		1		90	2	3		95	16	96	16		
	Alaska Territory.....							2			2		2			
	Total.....	6	48	15	69	9	2,091	123	69	35	2,318	118		2,387	127	
11	Virginia.....	1	23	2	26	6	1,433	79	50	14	1,576	106	1,602	112		
	Rhode Island.....	1	4	6	11	1	75	16	4	3	98	1	109	2		
	California.....		27	17	44	3	605	119	31	11	766	38	810	41		
	Total.....	2	54	25	81	10	2,113	214	85	28	2,440	145		2,521	155	
12	Indiana.....	4	58	5	67	9	1,294	160	33	18	1,505	18	1,572	27		
	New Jersey.....	1	35	15	51	4	546	36	15	27	624	14	675	18		
	Total.....	5	93	20	118	13	1,840	196	48	45	2,129	32		2,247	45	
13	Iowa.....	9	81	5	95	6	1,231	83	52	12	1,378	50	1,473	56		
	Texas.....	2	37	1	40	8	1,028	29	51	12	1,120	118	1,160	126		
	Arizona Territory.....		2		2		46	1	6		53	11	55	11		
	Total.....	11	120	6	137	14	2,305	113	109	24	2,551	179		2,688	193	
14	Florida.....	1	3	4	8	1	226	25	14		265	31	273	32		
	Louisiana.....		8	1	9	4	362	13	8	2	385	34	394	38		
	Mississippi.....		12	4	16	1	586	13	5	1	605	37	621	38		
	Tennessee.....	3	13	1	17	2	1,064	79	65	14	1,222	102	1,239	104		
	Total.....	4	36	10	50	8	2,238	130	92	17	2,477	204		2,527	212	

\* Decrease.

## Statement of the number of general postal accounts of postmasters, &amp;c.—Continued.

Number of section.	States and Territories.	Presidential offices.					Fourth-class offices.					N <sup>o</sup> . of accounts in each State.	Increase in each State.	N <sup>o</sup> . of accounts in each section.	Increase in each section.	
		Draft.	Collection.	Depositing.	Total.	Increase.	Collection.	Depositing.	Special.	Depositing and special.	Total.					Increase.
15	Michigan .....	9	59	5	73	10	1,039	101	66	16	1,222	26	1,295	36		
	Maryland .....		8	4	12	3	563	48	11	8	630	15	642	18		
	Connecticut .....	2	25	17	44	7	315	65	5	13	398	*9	442	*2		
	Total .....	11	92	26	129	20	1,917	214	82	37	2,250	32			2,379	52
16	New York (R to Z) .....	4	32	12	48	9	610	59	75	25	769	*3	817	6		
	Alabama .....	3	12	3	18	6	999	24	13	10	1,046	197	1,064	203		
	Nebraska .....	1	12	4	17	3	576	31	20	1	628	30	645	33		
	Total .....	8	56	19	83	18	2,185	114	108	36	2,443	224			2,526	242

\* Decrease.

## RECAPITULATION.

Number of general accounts of the first, second, and third classes, June 30, 1878 .....	1,612	
Number of general accounts of the fourth class, June 30, 1878 .....	37,878	
Total number of accounts .....		39,490
Number of general accounts of the first, second, and third classes, June 30, 1877 .....	1,396	
Number of general accounts of the fourth class, made Presidential January 1, 1878 .....	217	
Total Presidential offices, January 1, 1878 .....	1,613	
Number of general accounts of the first, second, and third classes, made fourth class April 1, 1878 .....	1	
Total Presidential offices, June 30, 1878 .....		1,612
Increase in the number of general accounts of the first, second, and third classes .....	216	
increase in the number of general accounts of the fourth class .....	1,688	
Total increase in the number of accounts during the year .....		1,904

	Draft.	Collection.	Depositing.	Special.	Special and depositing.	Totals.
Total number of draft-offices (Presidential) .....	100					
Total number of collection-offices (Presidential) .....		1,257				
Total number of depositing-offices (Presidential) .....			255			
Total number of Presidential offices .....	100	1,257	255			1,612
Total number of collection-offices (fourth class) .....		33,428				
Total number of deposit-offices (fourth class) .....			2,526			
Total number of special offices (fourth class) .....				1,329		
Total number of special and depositing offices (fourth class) .....					594	
Total fourth-class offices .....		33,428	2,526	1,329	594	37,878
Total .....						39,490

## COLLECTING DIVISION.—(E. J. Evans, chief.)

*Summary of principal work on this division for the fiscal year.*

	Number.	Amount.
<b>Drafts issued on late and present postmasters during the fiscal year—</b>		
Quarter ended September 30, 1877 .....	507	\$48,880 42
Quarter ended December 31, 1877 .....	538	53,619 90
Quarter ended March 31, 1878 .....	563	64,922 05
Quarter ended June 30, 1878 .....	589	97,721 31
Total .....	2,197	\$265,143 68
Increase .....	211	
Decrease .....		\$18,530 15
<b>Accounts of contractors upon which drafts were issued—</b>		
Quarter ended September 30, 1877 .....	18	\$12,421 19
Quarter ended December 31, 1877 .....	26	38,419 73
Quarter ended March 31, 1878 .....	62	70,694 57
Quarter ended June 30, 1878 .....	91	292,439 71
Total .....	197	\$413,975 20
Increase .....	114	
Decrease .....		\$75,130 11
<b>Accounts of late and present postmasters reported for payment—</b>		
Quarter ended September 30, 1877 .....	91	\$3,189 94
Quarter ended December 31, 1877 .....	95	6,064 64
Quarter ended March 31, 1878 .....	74	5,089 79
Quarter ended June 30, 1878 .....	67	3,468 37
Total .....	327	\$17,812 74
Decrease .....	412	\$8,839 06
<b>Accounts of late postmasters and contractors submitted for suit during fiscal year—</b>		
Quarter ended September 30, 1877 .....	17	\$116,384 40
Quarter ended December 31, 1877 .....	25	131,259 51
Quarter ended March 31, 1878 .....	10	21,968 95
Quarter ended June 30, 1878 .....	12	5,771 65
Total .....	64	\$275,384 51
<b>Amount of collections on judgments, &amp;c., including interest, during the fiscal year.</b>		\$18,842 72
<b>Accounts copied during the fiscal year:</b>		
Quarter ended September 30, 1877 .....		5,293
Quarter ended December 31, 1877 .....		5,566
Quarter ended March 31, 1878 .....		4,859
Quarter ended June 30, 1878 .....		3,756
Total .....		19,474
Increase .....		138
<b>Letters received during the fiscal year:</b>		
Quarter ended September 30, 1877 .....		89,488
Quarter ended December 31, 1877 .....		80,766
Quarter ended March 31, 1878 .....		86,847
Quarter ended June 30, 1878 .....		81,803
Total .....		338,904
Decrease .....		5,867
<b>Letters sent during the fiscal year:</b>		
Quarter ended September 30, 1877 .....		45,998
Quarter ended December 31, 1877 .....		44,520
Quarter ended March 31, 1878 .....		46,091
Quarter ended June 30, 1878 .....		43,827
Total .....		180,436
Increase .....		3,581

Number of circulars addressed and transmitted during the fiscal year:

Quarter ended September 30, 1877.....	12, 013
Quarter ended December 31, 1877.....	11, 787
Quarter ended March 31, 1878.....	11, 055
Quarter ended June 30, 1878.....	9, 943
Total .....	44, 798
Increase .....	4, 527

FOREIGN MAIL DIVISION.—(R. S. Widdicombe, chief.)

This division has charge of the postal accounts with foreign countries, and the accounts with steamship companies for ocean transportation of the mails.

*Amounts paid the United States on the settlement of postal accounts with foreign governments.*

United Kingdom of Great Britain and Ireland.....	\$65, 217 18
Republic of France.....	1, 412 06
Empire of Germany.....	971 10
Spain.....	123 13
Belgium.....	101 36
Italy.....	67 40
Switzerland.....	58 34
Sweden.....	49 80
Norway.....	40 86
Hong-Kong.....	73 54
Netherlands.....	23 27
Austria.....	20 52
Denmark.....	19 53
Total amount received.....	\$68, 178 09

*Amounts paid foreign governments on the settlement of postal accounts.*

Republic of France.....	\$4, 843 12
Belgium.....	10, 847 88
Empire of Germany.....	6, 512 36
Denmark.....	2, 591 58
Italy.....	2, 531 61
Sweden.....	1, 078 56
Total amount paid.....	\$28, 405 11

*Number of duplicates registered during the fiscal year.*

Sent to—	Quarter ended—				Received from—	Quarter ended—			
	September 30, 1877.	December 31, 1877.	March 31, 1878.	June 30, 1878.		September 30, 1877.	December 31, 1877.	March 31, 1878.	June 30, 1878.
The United Kingdom.....	344	363	383	366	The United Kingdom.....				
German Empire.....	216	219	231	236	German Empire.....				
France.....	104	125	133	152	France.....				
Belgium.....	112	109	130	136	Belgium.....				
Denmark.....	52	51	52	52	Denmark.....				
Spain.....	60	60	69	74	Spain.....				
Switzerland.....	60	62	72	71	Switzerland.....				
Norway.....	51	53	52	52	Norway.....				
Netherlands.....	67	69	73	82	Netherlands.....				
Sweden.....	52	50	52	52	Sweden.....				
Italy.....	60	63	71	75	Italy.....				
West Indies, &c.....	244	242	224	254	West Indies, &c.....	72	86	108	90
Total.....	1, 422	1, 466	1, 542	1, 602	Total.....	72	86	108	90
Increase.....	48	108	147	176	Increase.....				
Decrease.....					Decrease.....	78	55	24	16

Total number of duplicates registered.....	6,388
Total increase.....	306
Numbers of reports of ocean postages made to the Postmaster-General...	204
Increase.....	45
Amount of reports in gold.....	\$178,959 55
Amount of reports in currency.....	\$1,155 17
Total amount reported.....	\$210,154 72
Increase.....	\$50,739 57

## PAY DIVISION.—(R. F. Crowell, Chief.)

Reference is made to the following tabular statement, showing quarterly the number and amount of collections made, the number and amount of accounts adjusted and reported during the fiscal year ended June 30, 1878:

	No.	Amount.
Accounts of railroad companies for transporting the mails, settled during the fiscal year ended June 30, 1878:		
Quarter ended September 30, 1877.....	884	\$2,271,982 47
Quarter ended December 31, 1877.....	912	2,343,332 08
Quarter ended March 31, 1878.....	925	2,321,521 85
Quarter ended June 30, 1878.....	946	\$,024,842 27
Total.....	3,667	\$9,961,678 67
Increase.....	56	\$456,539 17
Collection orders sent to railroad companies, and amounts paid thereon by postmasters, during the fiscal year:		
Quarter ended September 30, 1877.....	11,458	\$850,955 65
Quarter ended December 31, 1877.....	11,235	992,028 07
Quarter ended March 31, 1878.....	11,271	1,020,022 08
Quarter ended June 30, 1878.....	11,371	947,392 29
Total.....	44,685	\$3,810,398 09
Increase.....		\$427,211 65
Decrease.....	894	
Accounts of mail contractors, star service, settled during the fiscal year:		
Quarter ended September 30, 1877.....	8,991	\$1,571,600 22
Quarter ended December 31, 1877.....	9,025	1,591,708 38
Quarter ended March 31, 1878.....	9,037	1,608,018 83
Quarter ended June 30, 1878.....	9,053	1,682,040 40
Total.....	36,106	\$6,453,367 83
Increase.....	2,914	\$785,996 64
Collection orders sent to mail contractors, star service, and amounts paid thereon by postmasters, during the fiscal year:		
Quarter ended September 30, 1877.....	21,420	\$357,497 90
Quarter ended December 31, 1877.....	21,341	385,992 36
Quarter ended March 31, 1878.....	21,440	417,557 91
Quarter ended June 30, 1878.....	21,102	373,716 00
Total.....	85,303	\$1,534,764 17
Increase.....		\$191,546 68
Decrease.....	751	
Accounts of ocean mail and consular postal service settled during the fiscal year:		
Quarter ended September 30, 1877.....	44	\$44,214 40
Quarter ended December 31, 1877.....	53	51,246 49
Quarter ended March 31, 1878.....	55	62,041 82
Quarter ended June 30, 1878.....	67	60,261 44
Total.....	219	\$217,764 15
Increase.....	43	
Decrease.....		\$253,053 13



## PAY DIVISION—Continued.

	No.	Amount.
<b>Number and amount of settlements of special mail-carriers' accounts:</b>		
Quarter ended September 30, 1877 .....	1, 470	\$15, 685 27
Quarter ended December 31, 1877 .....	1, 180	13, 148 69
Quarter ended March 31, 1878 .....	1, 181	14, 297 39
Quarter ended June 30, 1878 .....	1, 146	13, 572 25
Total .....	4, 977	\$56, 703 60
Decrease .....	153	\$2, 644 00
<b>Number and amount of settlements of accounts of railway postal clerks, route-agents, mail-route messengers, and local mail-agents:</b>		
Quarter ended September 30, 1877 .....	2, 671	\$623, 028 29
Quarter ended December 31, 1877 .....	2, 835	619, 446 63
Quarter ended March 31, 1878 .....	2, 907	620, 101 29
Quarter ended June 30, 1878 .....	3, 061	634, 087 62
Total .....	11, 474	\$2, 496, 663 83
Increase .....	788	\$59, 841 37
<b>Number and amount of settlements of accounts of mail-messengers:</b>		
Quarter ended September 30, 1877 .....	4, 275	\$163, 866 29
Quarter ended December 31, 1877 .....	4, 245	155, 837 71
Quarter ended March 31, 1878 .....	4, 422	165, 001 00
Quarter ended June 30, 1878 .....	4, 389	164, 238 21
Total .....	17, 331	\$648, 933 21
Increase .....	64	
Decrease .....		\$18, 174 09
<b>Number and amount of settlements of accounts of superintendents, assistant superintendents of railway postal service, and special agents of the Post-Office Department:</b>		
Quarter ended September 30, 1877 .....	205	\$49, 044 41
Quarter ended December 31, 1877 .....	184	45, 187 26
Quarter ended March 31, 1878 .....	176	43, 379 80
Quarter ended June 30, 1878 .....	170	42, 677 40
Total .....	735	\$180, 288 87
Decrease .....	39	\$10, 486 77
<b>Number and amount of settlements of accounts for free-delivery system:</b>		
Quarter ended September 30, 1877 .....	2, 384	\$451, 806 07
Quarter ended December 31, 1877 .....	2, 268	452, 488 05
Quarter ended March 31, 1878 .....	2, 405	455, 927 64
Quarter ended June 30, 1878 .....	2, 355	457, 653 83
Total .....	9, 412	\$1, 817, 875 59
Decrease .....	188	\$75, 744 26
<b>Number and amount of settlements of accounts of miscellaneous payments:</b>		
Quarter ended September 30, 1877 .....	181	\$168, 292 89
Quarter ended December 31, 1877 .....	174	254, 159 40
Quarter ended March 31, 1878 .....	260	243, 363 09
Quarter ended June 30, 1878 .....	329	318, 444 12
Total .....	944	\$984, 259 50
Increase .....	116	
Decrease .....		\$215, 299 86

## MONEY-ORDER DIVISION.—(John Lynch, chief.)

Statement showing the transactions of the division during the fiscal year ended June 30, 1878.

	Number.	Value.	Increase.		Decrease.	
			Number.	Value.	Number.	Value.
Number of money-order statements received, examined, and registered.....	212, 109		19, 813			
Domestic money-orders issued.....	5, 613, 117	\$81, 442, 364 87	687, 186	\$8, 621, 855 17		
Canadian international money-orders issued.....	13, 586	259, 382 43	2, 908	32, 166 21		
British international money-orders issued.....	55, 346	807, 183 32	3, 555	1, 844 69		
German international money-orders issued.....	43, 314	783, 416 84	4, 869	51, 543 04		
Swiss international money-orders issued.....	4, 593	92, 280 74	791	12, 655 41		
Italian international money-orders issued.....	3, 949	105, 433 53	3, 949	105, 433 53		
Money-orders paid, received, examined, assorted, checked, and filed:						
Domestic.....	5, 579, 341	80, 771, 455 20	818, 668	8, 323, 298 67		
Canadian international.....	20, 134	339, 184 89	3, 903	41, 346 89		
British international.....	21, 167	363, 203 18			1, 677	\$20, 563 01
German international.....	29, 411	666, 812 70			478	37, 023 66
Swiss international.....	2, 053	53, 795 72	328	13, 370 77		
Italian international.....	281	7, 871 42	281	7, 871 42		
Money-orders repaid, received, examined, assorted, checked, and filed:						
Domestic.....	35, 042	508, 455 60	2, 739	48, 136 88		
Canadian international.....	65	1, 186 44	1	18 60		
British international.....	203	2, 960 47	59	371 73		
German international.....	274	4, 326 80	163	1, 724 71		
Swiss international.....	15	320 56			10	272 62
Italian international.....	16	409 50	16	409 50		
Certificates of deposit received, registered, compared, and checked.....	326, 899	58, 845, 622 00	55, 078	7, 949, 498 95		
Transfers received, registered, compared, and checked.....	7, 308	1, 010, 502 21	1, 167			63, 659 98
Drafts received, registered, compared, and checked.....	16, 919	7, 347, 032 48	2, 207	856, 490 95		
Remittances received, registered, compared, and checked.....	1, 519	325, 859 00	174	241, 71		
International lists of orders of United States issue received, examined, registered, and checked:						
Canadian.....	432	258, 899 31		32, 851 33	16	
British.....	201	805, 015 11	33	651 32		
German.....	202	781, 060 31	2	43, 992 98		
Swiss.....	106	92, 606 49	1	12, 918 06		
Italian.....	107	105, 313 28	107	105, 313 28		
International lists of orders of foreign issue received, examined, registered, and checked:						
Canadian (Canadian issue).....	432	340, 441 31		34, 842 56	16	
British (Canadian issue).....	216	359, 843 36	24			45, 882 46
German (Canadian issue).....	260	677, 318 85				24, 674 37
Swiss (Canadian issue).....	99	55, 178 30	7	13, 082 83		
Italian (Canadian issue).....	104	8, 650 85	104	8, 650 85		
International accounts of money-order transactions received, examined, registered, adjusted, and settled:						
Canadian.....	3	444, 168 53	1			228, 316 52
British.....	3	883, 627 97	1			23, 939 24
German.....	3	1, 104, 540 16	1	28, 994 75		
Swiss.....	1	70, 577 16	1	9, 685 21		
Italian.....	3	85, 990 87	3	85, 990 87		
Money-orders withdrawn from the files for examination and investigation, and returned.....	1, 116		188			
Advices of money-orders sent for, examined, compared, and returned.....	13, 437		1, 437			

Statement showing the transactions of the division, &c.—Continued.

	Number.	Value.	Increase.		Decrease.	
			Number.	Value.	Number.	Value.
Money-orders returned for correction .....	22,500	.....	2,406	.....	.....	.....
Money-order accounts prepared, entered, and submitted for suit.....	13	\$15,486 60	.....	.....	8	\$5,025 09
Letters written and transmitted.....	6,271	.....	2,559	.....	.....	.....
Commission and error circulars transmitted .....	66,544	.....	2,292	.....	.....	.....

In conclusion, it affords me great pleasure to state that the work of this bureau in all its branches is in a very satisfactory condition. The accounts of the Post-Office Department for the fiscal year, numbering over four hundred thousand, and involving more than two hundred million dollars of receipts and expenditures, have been promptly audited and settled, and the general accounts of the department closed to the 30th day of June, 1878.

I cannot too highly commend to your favor and confidence the deputy auditor, the chiefs of divisions, and the clerks and employés of this office, to whose fidelity, promptness, and efficiency in the discharge of their duties I am indebted for the gratifying results of the past year.

I am, sir, very respectfully,

J. M. MCGREW,  
*Auditor.*

Hon. JOHN SHERMAN,  
*Secretary of the Treasury.*

IN SENATE, January 15, 1908.

RECEIPTS		EXPENDITURES	
DATE	AMOUNT	DATE	AMOUNT
1907	100,000.00	1907	100,000.00
1908	100,000.00	1908	100,000.00
1909	100,000.00	1909	100,000.00
1910	100,000.00	1910	100,000.00
1911	100,000.00	1911	100,000.00
1912	100,000.00	1912	100,000.00
1913	100,000.00	1913	100,000.00
1914	100,000.00	1914	100,000.00
1915	100,000.00	1915	100,000.00
1916	100,000.00	1916	100,000.00
1917	100,000.00	1917	100,000.00
1918	100,000.00	1918	100,000.00
1919	100,000.00	1919	100,000.00
1920	100,000.00	1920	100,000.00
1921	100,000.00	1921	100,000.00
1922	100,000.00	1922	100,000.00
1923	100,000.00	1923	100,000.00
1924	100,000.00	1924	100,000.00
1925	100,000.00	1925	100,000.00
1926	100,000.00	1926	100,000.00
1927	100,000.00	1927	100,000.00
1928	100,000.00	1928	100,000.00
1929	100,000.00	1929	100,000.00
1930	100,000.00	1930	100,000.00
1931	100,000.00	1931	100,000.00
1932	100,000.00	1932	100,000.00
1933	100,000.00	1933	100,000.00
1934	100,000.00	1934	100,000.00
1935	100,000.00	1935	100,000.00
1936	100,000.00	1936	100,000.00
1937	100,000.00	1937	100,000.00
1938	100,000.00	1938	100,000.00
1939	100,000.00	1939	100,000.00
1940	100,000.00	1940	100,000.00
1941	100,000.00	1941	100,000.00
1942	100,000.00	1942	100,000.00
1943	100,000.00	1943	100,000.00
1944	100,000.00	1944	100,000.00
1945	100,000.00	1945	100,000.00
1946	100,000.00	1946	100,000.00
1947	100,000.00	1947	100,000.00
1948	100,000.00	1948	100,000.00
1949	100,000.00	1949	100,000.00
1950	100,000.00	1950	100,000.00
1951	100,000.00	1951	100,000.00
1952	100,000.00	1952	100,000.00
1953	100,000.00	1953	100,000.00
1954	100,000.00	1954	100,000.00
1955	100,000.00	1955	100,000.00
1956	100,000.00	1956	100,000.00
1957	100,000.00	1957	100,000.00
1958	100,000.00	1958	100,000.00
1959	100,000.00	1959	100,000.00
1960	100,000.00	1960	100,000.00
1961	100,000.00	1961	100,000.00
1962	100,000.00	1962	100,000.00
1963	100,000.00	1963	100,000.00
1964	100,000.00	1964	100,000.00
1965	100,000.00	1965	100,000.00
1966	100,000.00	1966	100,000.00
1967	100,000.00	1967	100,000.00
1968	100,000.00	1968	100,000.00
1969	100,000.00	1969	100,000.00
1970	100,000.00	1970	100,000.00
1971	100,000.00	1971	100,000.00
1972	100,000.00	1972	100,000.00
1973	100,000.00	1973	100,000.00
1974	100,000.00	1974	100,000.00
1975	100,000.00	1975	100,000.00
1976	100,000.00	1976	100,000.00
1977	100,000.00	1977	100,000.00
1978	100,000.00	1978	100,000.00
1979	100,000.00	1979	100,000.00
1980	100,000.00	1980	100,000.00
1981	100,000.00	1981	100,000.00
1982	100,000.00	1982	100,000.00
1983	100,000.00	1983	100,000.00
1984	100,000.00	1984	100,000.00
1985	100,000.00	1985	100,000.00
1986	100,000.00	1986	100,000.00
1987	100,000.00	1987	100,000.00
1988	100,000.00	1988	100,000.00
1989	100,000.00	1989	100,000.00
1990	100,000.00	1990	100,000.00
1991	100,000.00	1991	100,000.00
1992	100,000.00	1992	100,000.00
1993	100,000.00	1993	100,000.00
1994	100,000.00	1994	100,000.00
1995	100,000.00	1995	100,000.00
1996	100,000.00	1996	100,000.00
1997	100,000.00	1997	100,000.00
1998	100,000.00	1998	100,000.00
1999	100,000.00	1999	100,000.00
2000	100,000.00	2000	100,000.00

In conclusion, it affords me great pleasure to state that the work of this Bureau in all its branches is in a very satisfactory condition. The reports of the Post Office Department for the fiscal year immediately over two hundred thousands, and inquiries made from two hundred and fifty offices of receipts and expenditures, have been promptly satisfied and returned, and the general accounts of the department closed to the 31st day of June, 1908.

I cannot too highly commend to your favor and confidence the ability and the ability of the Bureau, and the clerks and employees of this office, to whom ability, promptness, and efficiency in the discharge of their duties I am indebted for the gratifying results of the past year.

I am, sir, very respectfully,

J. M. BROWN

THE POST OFFICE  
DEPARTMENT OF THE TREASURY

REPORT

OF THE TREASURER OF THE UNITED STATES

FOR THE YEAR ENDING

DECEMBER 31, 1904

AS REQUIRED BY THE ACT OF MARCH 3, 1879, CHAP. 122, SECTION 3501, STATUTES AT LARGE, VOL. 21, P. 491

CONTENTS OF THE REPORT

The following table shows the contents of the Report of the Treasurer of the United States for the year ending December 31, 1904.

REPORT OF THE TREASURER OF THE UNITED STATES.

---

---

REVENUE	
Internal Revenue	1,000,000,000
Customs	500,000,000
Excise	200,000,000
Post Office	100,000,000
Land Sales	50,000,000
Other	50,000,000
Total	1,900,000,000

---

---

---

REPORT OF THE TREASURER OF THE UNITED STATES

---

---

# REPORT

OF

## THE TREASURER OF THE UNITED STATES.

TREASURY OF THE UNITED STATES,  
Washington, November 1, 1878.

SIR: In compliance with departmental regulations, I have the honor to submit the following statements pertaining to the business of this office and the condition of the Treasury for the fiscal year ended June 30, 1878.

### CONDITION OF THE TREASURY.

The following statement is given to show the resources of the Treasury and its demand liabilities on the 30th day of September, in 1876, 1877, and 1878:

*Statement of liabilities and assets of the Treasury of the United States on September 30, 1876, 1877, and 1878.*

	September 30, 1876.	September 30, 1877.	September 30, 1878.
<b>LIABILITIES—COIN.</b>			
Disbursing-officers .....	\$996,461 65	\$1,253,061 18	\$1,127,329 59
Superintendent of assay-office .....	501,157 80	1,185,573 01	.....
Late treasurer of assay-office .....	8 78	8 78	.....
Comptroller of the Currency .....	38,108 12	60,623 83	54,458 82
Fund for redemption of national-bank gold-notes .....	671,980 00	1,720 00	1,720 00
Fund for counter-redemptions, silver .....	1,807 75	.....	.....
Interest-accounts .....	599,007 25	593,652 25	662,043 00
Treasurer's transfer-checks outstanding, gold .....	110,306 25	732,716 39	723,651 57
Treasurer's transfer-checks outstanding, silver .....	200,126 76	7,919 91	3,865 48
Treasurer's general account, balance .....	64,467,731 59	129,749,796 89	235,434,506 03
	67,586,705 95	133,585,072 24	238,007,574 59
<b>ASSETS—COIN.</b>			
Gold coin and bullion .....	\$52,055,346 24	\$103,671,815 59	\$136,036,302 20
Gold bars .....	3,367,713 26	3,367,713 26	.....
Standard silver dollars .....	.....	.....	11,511,342 00
Silver coin and bullion .....	5,953,246 22	7,096,180 26	14,486,570 17
Gold-certificates .....	4,802,180 00	18,934,000 00	9,392,920 00
Silver-certificates .....	.....	.....	1,316,470 00
Old demand-notes .....	120 00	15 00	.....
National-bank gold-notes .....	662,000 00	1,720 00	1,720 00
Fractional currency redeemed in silver .....	202,354 93	96,775 26	95,369 88
United States bonds and interest .....	15,008 85	.....	.....
Quarterly interest-checks paid .....	14,993 11	14,281 03	180,902 81
Coin-coupons paid .....	111,819 23	75,730 93	75,997 65
Registered interest paid .....	374,984 25	306,232 00	340,609 75
Unclaimed interest paid .....	19,354 00	13,905 50	10,163 05
Deposits held by national-bank depositaries, subscription to 4 and $4\frac{1}{2}$ per cent. loans .....	.....	.....	64,552,503 72
Deficits, unavailable funds .....	7,585 86	6,703 36	6,703 36
	67,586,705 95	133,585,072 24	238,007,574 59

## Statement of liabilities and assets of the Treasury of the United States, &amp;c.—Continued.

	September 30, 1876.	September 30, 1877.	September 30, 1878.
<b>LIABILITIES—CURRENCY.</b>			
Fund for redemption of certificates of deposit, act of June 8, 1872 .....	\$84,515,000 00	\$41,675,000 00	\$40,890,000 00
Post-Office Department account .....	1,079,877 01	1,672,707 96	2,151,693 76
Disbursing-officers' accounts, Treasury offices .....	11,460,096 89	8,637,177 24	11,213,781 81
Disbursing-officers' accounts, national-bank depositaries .....	3,656,227 44	2,644,196 10	4,694,838 91
Fund for redemption of notes of national banks "failed," "in liquidation," and "reducing circulation" .....	20,882,564 50	13,602,238 00	9,182,400 90
Five per cent. redemption-fund, United States notes .....	1,166,432 05	2,693,982 08	5,858,781 76
Five per-cent. redemption-fund, national-bank notes .....	9,944,347 65	11,505,312 52	7,315,450 99
Secretary's special-deposit account .....	18,255 42	13,897 28	13,000 58
Currency and minor-coin redemption-account .....	36,938 74	23,104 41	5,987 37
Interest account .....	6,750 35	2,010 00	8,550 00
Interest account, Louisville and Portland Canal Company .....			840 00
Interest account, Pacific railroads .....		32,280 00	14,810 40
Comptroller of the Currency, agent for creditors .....	603,316 77	795,755 59	721,355 20
Treasurer United States, agent for paying interest on District of Columbia bonds .....	29,320 14	27,558 80	40,811 27
Treasurer's transfer-checks outstanding .....	1,032,578 04	1,783,066 49	1,765,368 00
Treasurer's general account, balance .....	15,116,061 44	24,987,752 54	15,739,659 20
	100,437,766 44	110,096,039 01	99,417,390 16
<b>ASSETS—CURRENCY.</b>			
Deposits held by national-bank depositaries .....	10,696,085 63	10,731,025 90	11,108,899 43
United States notes .....	73,209,611 08	74,558,308 23	63,049,339 67
United States notes, special fund for redemption of fractional currency .....		8,265,412 00	10,000,000 00
National-bank notes .....	14,513,988 51	14,109,541 51	9,250,000 81
Silver coin received in lieu of currency .....	76,120 43	329,273 68	1,294,367 33
Fractional currency .....	1,014,915 70	140,428 38	65,711 06
Nickels and minor coins .....	156,873 51	870,140 54	1,410,898 50
New York and San Francisco exchange .....	23,000 00	333,500 00	367,000 00
One and two year notes .....	199 50	220 50	73 50
Compound-interest notes .....		358 20	83 58
Seven and three-tenths notes purchased .....			8,759 43
Registered interest paid .....		13,770 00	13,360 00
Unclaimed interest paid .....	3,877 81		1,350 00
Interest on District of Columbia bonds .....	11,991 53	6,562 48	1,345 64
Speaker's certificates, Forty-fourth Congress .....	416 00		
Speaker's certificates, Forty-fifth Congress .....		6,255 00	123,802 00
Standard silver dollars held as currency .....			643,863 00
Deficits, unavailable funds .....	780,686 74	731,242 59	722,492 28
Redeemed certificates of deposit, act of June 8, 1872 .....			1,345,000 00
	100,437,766 44	110,096,039 01	99,417,390 16

From the above statement it appears that the total resources—coin and currency—were, on September 30, in 1876, \$168,024,472.39; in 1877, \$243,681,111.25; in 1878, \$337,424,964.74.

The coin resources have steadily increased, under the prosecution of your policy of specie resumption, from \$67,586,705.95 on the above date in 1876, to \$133,585,072.24 in 1877, and to \$238,007,574.59 in 1878.

There has been little change in the currency assets, except that they were larger in amount on the above date in 1877, on account of the failure of the appropriation for the military establishment in the second session of the Forty-fourth Congress, which necessitated the withholding of payments to that branch of the service until the assembling of the Forty-fifth Congress in special session in October, 1877.

## UNAVAILABLE FUNDS.

The total amount of unavailable moneys carried in the balances of the accounts kept in this office was as follows, viz :

June 30, 1877 .....	\$29,625,883 88
June 30, 1878 .....	29,622,241 27
The difference .....	3,642 61



arises as follows, viz: \$4,198.46 received from the First National Bank of Selma, Ala., which failed in 1867, less \$555.85, the deficiency resulting from the Winslow embezzlement. An account of the latter deficiency appeared in the report for the fiscal year 1877, although the amount had not at that time been carried to the statement of unavailable funds.

RETIREMENT OF LEGAL-TENDER NOTES.

At the date of the passage of the resumption act of January 14, 1875 (18 Stat., 296), which provided for the retirement of legal-tender notes equal to eighty per centum of national-bank notes issued, the outstanding legal-tenders amounted to \$382,000,000, and under the operation of that act there have been redeemed and destroyed notes to the following amounts:

For the year ended June 30, 1875 .....	\$6,228,420
For the fiscal year 1876 .....	5,999,296
For the fiscal year 1877 .....	10,007,952
In July, 1877 .....	\$670,112
August, 1877 .....	1,118,056
September, 1877 .....	1,061,232
October, 1877 .....	2,424,040
November, 1877 .....	3,150,604
December, 1877 .....	1,396,512
January, 1878 .....	833,352
February, 1878 .....	492,400
March, 1878 .....	769,312
April, 1878 .....	1,167,696
Total for ten months ended April 30, 1878 .....	13,083,316
Total retired from January 14, 1875, to April 30, 1878 .....	35,318,984

By the act of Congress of May 31, 1878, forbidding the further retirement of legal-tender notes, action under the former act ceased. The amount of legal-tenders outstanding at that time amounted to \$346,681,016, at which volume they remain.

LEGAL-TENDER NOTES OUTSTANDING.

The following table shows the denominations of legal-tender notes in circulation June 30, 1877 and 1878. The odd cents therein arise from the redemption and partial payment of mutilated notes under the rules of the department:

Denomination.	1877.	1878.
One dollar .....	\$25,160,287 80	\$21,169,864 30
Two dollars .....	25,969,826 20	21,190,948 20
Five dollars .....	49,338,224 00	54,539,556 50
Ten dollars .....	64,495,717 00	65,113,654 00
Twenty dollars .....	62,607,197 00	62,550,643 00
Fifty dollars .....	35,912,910 00	27,345,380 00
One hundred dollars .....	29,410,170 00	31,817,970 00
Five hundred dollars .....	33,884,500 00	30,820,500 00
One thousand dollars .....	84,585,500 00	33,012,500 00
Total .....	360,764,332 00	347,681,016 00
Destroyed in sub-treasury in Chicago fire, denominations unknown .....	1,000,000 00	1,000,000 00
	359,764,332 00	346,681,016 00

The retirement of legal-tender notes during the fiscal year 1878 under the resumption act was \$13,083,316. Of this amount, \$3,990,423 was in one dollar notes, and \$4,178,878 in two-dollar notes. No attempt was

made, in carrying out the above act, to retire any particular denomination of notes. The destructions were made monthly from notes sent in for redemption by the public, which were held until they equaled 80 per cent. of the national currency issued during the month, and then destroyed.

As will be seen by the provisions of the legal-tender acts cited below, there was originally an attempt to regulate the issue of ones and twos to thirty-five millions of dollars in 1862, but in later acts and in the Revised Statutes it seems fully left in the discretion of the Secretary of the Treasury.

The act of February 25, 1862 (12 Stat., 345), authorized the issue of \$150,000,000 in United States notes of denominations not less than five dollars each.

The act of July 11, 1862 (12 Stat., 532), authorized the issue of \$150,000,000 in United States notes, not more than \$35,000,000 of which should be of lower denominations than five dollars.

The joint resolution of January 17, 1863 (12 Stat., 822), authorized the issue of \$100,000,000 in United States notes of denominations not less than one dollar.

The act of March 3, 1863 (12 Stat., 709), authorized the issue of \$150,000,000 in United States notes, including the \$100,000,000 authorized by the joint resolution of January 17, 1863, of denominations not less than one dollar.

Section 3571 of the Revised Statutes declares that "United States notes shall be of such denominations, not less than one dollar, as the Secretary of the Treasury may prescribe."

#### RESERVE FUND.

To maintain the outstanding legal-tender note circulation at its present volume, \$346,681,016, while there are daily redemptions, a reserve of United States notes is kept on hand at all times. All the notes delivered to this office daily by the Bureau of Engraving and Printing are deposited in this fund and charged to it at the time of delivery, and an amount equal to each day's redemptions of United States notes is each day taken from the reserve fund and issued, thus keeping the volume outstanding at the amount required by law.

This fund is kept separate from all other money in a vault by itself. To this vault are an inner and an outer door, each with a combination lock and a time lock upon the outer door. The vault is usually opened once on each business day, for the purpose of replacing the amount of notes redeemed and destroyed on that day. It is in the custody of two officers, each having a combination unknown to the other, one of the outer door and the other of the inner door. On the 31st of October it contained, in United States notes of all denominations, \$63,455,605, complete and awaiting issue. They are put up in packages of 4,000 notes, and are taken out, when issued, in numerical order, in unbroken packages, as far as possible.

In the early years of the issue of paper currency, the reserve was not kept as a separate fund, except on the books of the office, but of late years no interchange of notes with the cash of the office is permitted. No notes now enter the reserve except as they come new from the Bureau of Engraving and Printing.

#### STANDARD SILVER DOLLARS.

The act of Congress of February 28, 1878, required the coinage of silver dollars of the weight of four hundred and twelve and a half grains

troy of standard silver. The first coins under this act were received at this office from the mint in March, 1878, and were exchanged with the public for gold coin; the amount so exchanged at the mints and at this and other offices was \$1,042,027.

The total amount of standard silver dollars coined under the above act to date is \$18,282,500, of which amount there is in the mints and offices \$13,359,877, and in circulation \$4,922,623.

Whenever it is permissible to exchange these coins for United States notes under the provision of law which authorizes the payment of transportation charges thereon from the silver-profit fund, they can be distributed very rapidly. There is a demand for them in many portions of the country where, from the locality, it is not possible that they are desired for any other purpose than for circulation in exchange for paper currency. At present, however, they are sent only to depository banks and the offices of the Treasury, and are used in payment for silver bullion and in payment to express companies on account of their charges for transportation of the coin. The largest payments of silver dollars have been made at New York and San Francisco, but the coins issued at these points immediately find their way back to the Treasury vaults, either as receipts from customs, or as deposits on account of silver certificates, or in payment of subscriptions to the 4 per cent. loan.

The following table shows the amount coined, on hand and outstanding at the close of each month since the coinage commenced:

Date.	Coined.	On hand.	Outstanding.
March 31.....	\$1,001,500	\$810,561	\$190,939
April 30.....	2,470,000	3,169,681	301,819
May 31.....	3,015,000	5,950,451	536,049
June 30.....	2,087,000	7,718,357	855,143
July 31.....	1,847,000	9,550,236	870,264
August 31.....	3,028,000	11,292,849	2,155,651
September 30.....	2,764,000	12,155,205	4,057,295
October 31.....	2,070,000	13,359,877	4,922,623

Amount of standard silver dollars sent to—	
Depository banks .....	\$3,006,995
Other banks .....	363,000

In all..... 3,374,995

Distributed in the States and Territories as follows: Arkansas, \$35,000; Alabama, \$5,000; Colorado, \$47,995; Connecticut, \$39,000; Dakota, \$1,000; Delaware, \$14,000; Florida, \$1,000; Georgia, \$59,000; Illinois, \$225,000; Indiana, \$262,000; Iowa, \$51,000; Kansas, \$40,000; Kentucky, \$118,000; Maine, \$33,000; Maryland, \$23,000; Massachusetts, \$149,000; Montana, \$12,000; Michigan, \$189,000; Minnesota, \$105,000; Missouri, \$15,000; Nebraska, \$53,000; New Hampshire, \$38,000; New Jersey, \$50,000; New York, \$220,000; North Carolina, \$19,000; New Mexico, \$10,000; Ohio, \$515,000; Pennsylvania, \$422,000; Rhode Island, \$90,000; South Carolina, \$91,000; Tennessee, \$91,000; Texas, \$57,000; Virginia, \$78,000; Vermont, \$60,000; Wisconsin, \$136,000; Washington Territory, \$21,000.

SILVER CERTIFICATES.

The third section of the act above mentioned authorized the issue of silver certificates, which were, upon the passage of the act, prepared for issue at this office and at the offices of the assistant treasurers in New York and San Francisco in denominations of from ten dollars to one

thousand. The total amount issued to date is \$8,575,780: at Washington, \$461,380; at New York, \$346,000; and at San Francisco, \$7,768,400.

There is, however, in circulation but \$1,577,380; the remainder having been paid into the Treasury through the custom-houses and not reissued. The certificates issued at San Francisco find their way at once to the New York custom-house. There is no demand for silver certificates in exchange for silver except at points where silver bullion is purchased by the department to be paid for in standard silver dollars.

The offices at Boston, Philadelphia, Chicago, and Cincinnati have been supplied with certificates from this office for issue at those points.

#### FRACTIONAL CURRENCY AND FRACTIONAL SILVER COIN.

The substitution of fractional silver coin for fractional currency has progressed during the year, though not with the rapidity of the former year. The amount of fractional currency redeemed since June 30, 1877, is \$4,191,934.15. Of this amount, however, \$1,118,526.19, during the present calendar year, was redeemed in United States notes.

The following table shows the retirement of fractional notes under the operation of the act of Congress approved April 17, 1876 (19 Stat., 33), amounting to \$25,297,539.29:

#### *Redemption of fractional currency.*

Date.	Fractional currency outstanding at the close of month.	Fractional currency redeemed during month.	Total redeemed to date.
1876.			
April 20 .....	\$41,508,737 48	\$648,698 00	.....
April 20 to 28 .....	40,860,039 48	3,500,565 18	\$4,149,263 18
May 1 to 29 .....	37,359,474 30	2,912,878 91	7,062,142 09
June 1 to 30 .....	34,446,595 39	1,543,715 00	8,605,857 09
July 11 to 29 .....	32,902,880 39	1,547,568 94	10,153,426 03
August 1 to 30 .....	31,855,811 45	1,496,895 83	11,650,321 86
September 1 to 29 .....	29,858,415 62	1,302,937 57	12,953,259 43
October 1 to 31 .....	28,555,478 05	1,146,969 07	14,100,228 50
November 1 to 27 .....	27,408,508 98	1,060,302 53	15,160,531 03
December 1 to 30 .....	26,348,206 45		
1877.			
January 2 to 29 .....	25,424,567 14	923,639 31	16,084,170 34
February 1 to 26 .....	24,434,420 35	990,146 79	17,074,317 13
March 1 to 27 .....	23,440,512 08	993,908 27	18,068,225 40
April 2 to 28 .....	22,186,575 52	1,253,936 56	19,322,161 96
May 1 to 29 .....	21,206,930 23	979,645 29	20,301,807 25
June 4 to 30 .....	20,403,137 34	808,792 89	21,105,600 14
July 6 to 30 .....	19,784,335 89	618,801 45	21,724,401 59
August 6 to 30 .....	19,172,114 39	612,221 50	22,336,623 09
September 3 to 28 .....	18,786,642 27	385,472 12	22,722,095 21
October 1 to 31 .....	18,352,674 66	434,067 61	23,156,162 82
November 7 to 30 .....	18,043,020 52	309,554 14	23,465,716 96
December 7 to 29 .....	17,704,108 90	278,911 62	23,744,628 58
1878.			
January 10 to 31 .....	17,471,919 72	292,189 18	24,036,817 76
February 1 to 28 .....	17,190,698 14	281,221 58	24,318,039 34
March 6 to 29 .....	16,950,115 62	240,582 52	24,558,621 86
April 8 to 29 .....	16,805,414 52	144,701 10	24,703,322 96
May 7 to 29 .....	16,658,698 58	146,715 94	24,850,038 90
June 7 to 28 .....	16,547,768 77	110,929 81	24,960,968 71
July 5 to 29 .....	16,455,598 17	92,170 60	25,053,139 31
August 5 to 30 .....	16,351,728 10	103,870 07	25,157,009 38
September 7 to 30 .....	16,297,429 58	54,298 52	25,211,307 90
October 4 to 30 .....	16,211,198 19	86,231 39	25,297,539 29

Since April 18, 1876, there has been issued of fractional silver coin 39,728,166, and though the coinage has been suspended temporarily

there is still a demand which is supplied from the stock on hand in this office and in the mints, which, together with that in other offices, amounts at this time to \$6,067,960.18. The amount paid out since June 30, 1877, to date is \$6,542,893. Estimating the loss of fractional currency at \$8,083,513.50, the figures reported by the commission appointed by you, there may still be issued, before the limit of fifty millions of dollars is reached, \$8,127,684.69 in exchange for fractional currency and \$2,144,149.31 for currency obligations.

The amount of fractional silver paid out at the several offices of the Treasury from April 18, 1876, to the dates mentioned, is shown by the following table:

Office at—	To June 30, 1876.	To Dec. 31, 1876.	To June 30, 1877.	To Dec. 31, 1877.	To June 30, 1878.	To Oct. 31, 1878.
Washington.....	\$754,459	\$1,592,538	\$2,298,295	\$2,551,276	\$2,740,103	\$2,982,408
Baltimore.....	534,908	996,036	1,161,139	1,285,077	1,317,103	1,319,626
New York.....	3,776,265	7,657,948	8,700,556	9,305,417	9,522,775	9,593,354
Philadelphia.....	1,118,153	3,185,153	3,891,088	4,190,618	4,241,393	4,250,018
Boston.....	1,391,882	3,594,207	3,989,072	4,116,964	4,178,423	4,202,479
Cincinnati.....	765,792	2,323,017	3,083,213	3,279,422	3,398,508	3,321,207
Chicago.....	962,164	2,726,366	3,699,142	3,998,713	4,020,466	4,020,466
Saint Louis.....	591,487	1,490,285	2,000,457	2,200,836	2,257,960	2,280,973
New Orleans.....	339,493	820,129	1,010,998	1,124,850	1,161,712	1,164,466
Charleston.....	97,072	194,960	194,960	194,960	194,960	194,960
Buffalo.....	191,364	367,440	367,440	464,883	464,883	464,883
Pittsburgh.....	235,586	464,883	464,883	367,440	367,440	367,440
San Francisco.....	168,313	416,203	490,302	431,200	431,200	431,200
Tucson.....	.....	1,878	2,317	2,352	2,808	2,808
Mint, Philadelphia.....	.....	.....	1,843,415	4,592,180	4,876,903	5,060,882
Mint, San Francisco.....	.....	.....	30,000	50,000	50,000	50,000
Mint, Carson.....	.....	.....	17,996	18,996	18,996	20,996
Totals.....	10,926,938	25,830,543	33,185,273	38,175,284	39,155,633	39,728,166

Monthly payments of fractional silver.

Month.	1876.	1877.	1878.
January.....	.....	\$1,776,056 82	\$205,472 95
February.....	.....	1,565,732 51	221,611 14
March.....	.....	1,239,012 92	138,784 71
April.....	.....	1,253,936 56	129,851 89
May.....	\$648,698 00	879,645 29	155,246 49
June.....	6,740,066 11	911,590 42	106,396 03
July.....	3,608,353 86	816,446 67	92,678 77
August.....	1,593,228 80	716,775 07	114,962 25
September.....	4,015,295 56	955,528 37	172,314 76
October.....	3,079,335 25	1,053,168 41	238,191 30
November.....	2,411,734 58	721,824 66	.....
December.....	1,606,407 81	712,692 93	.....
	1,659,718 99	.....	.....

MINOR COIN.

The following table shows the amount of minor coin of copper, nickel, and bronze in the various offices. The accumulation, which seemed excessive last year, has still further increased from \$157,000 on September 30, 1876, to \$870,000 in 1877, and now to \$1,410,898.50 in 1878, representing at least 150 tons of metal. There is a demand at this time for the bronze one-cent piece, which probably cannot be supplied without coinage. Of all other denominations there is an increasing supply in the vaults.

*Minor coins on hand September 30, 1878, by denominations.*

Office at—	Five-cent nickel.	Three-cent nickel.	Two-cent bronze.	One-cent bronze.	One-cent nickel.	One-cent nickel and bronze.	One-cent copper.	Totals.
Washington.....	\$1,534 55	\$240 00	\$330 52	-----	-----	\$2,486 69	\$125 00	\$5,316 76
Baltimore.....	9,976 10	1,426 05	652 78	-----	-----	100 54	85 00	12,238 47
New York.....	60,275 00	5,820 00	7,050 00	-----	-----	10,490 00	-----	83,635 00
Philadelphia.....	807,706 00	74,799 00	34,372 00	\$3,165 00	\$27,680 00	-----	5,328 00	951,050 00
Boston.....	9,485 00	509 00	182 00	-----	-----	647 60	13 00	10,836 60
Cincinnati.....	8,389 00	2,294 00	450 00	-----	-----	840 00	-----	11,973 00
Chicago.....	18,047 15	3,905 00	2,001 00	5,205 00	1,209 00	-----	-----	30,367 15
Saint Louis.....	15,050 00	1,500 00	1,000 00	900 96	-----	-----	-----	18,450 96
New Orleans.....	7,100 00	657 00	115 00	-----	-----	1,128 00	-----	9,000 00
San Francisco.....	2,300 00	300 00	100 00	-----	-----	214 44	-----	2,914 44
Tucson.....	300 00	200 00	150 00	-----	-----	119 82	-----	769 82
Mint, Philadelphia.....	96,259 75	53,262 03	29,968 86	1,107 00	85,605 05	-----	8,083 61	274,346 30
Totals.....	1,036,422 55	145,512 08	76,372 16	10,437 96	114,494 05	16,027 09	11,632 61	1,410,898 50

DEPOSITARY BANKS.

But little is said of the service rendered by the national banks in facilitating the collection of the public revenue and safely and economically transferring it to the vaults of the Treasury. The receipts of public money by the depository banks during the fifteen fiscal years from 1863 to 1878 amounted to \$3,308,750,346.80, or over \$220,000,000 a year, of which only \$255,000 stands on the books of the department as unavailable by reason of the failure of any depository bank, and the government has security for a large portion of the latter sum. The banks deposit in the Treasury, without expense to the department, all sums drawn by the Treasurer, and upon all balances to the credit of public disbursing officers therein the banks pay a duty of one-half of one per cent. per annum to this office. The following is given to show the receipts, payments, and transfers of moneys in the transaction of public business through the depository banks:

Fiscal years.	Receipts.	Funds transferred to depository banks.	Funds transferred to the Treasury by depository banks.	Drafts drawn on depository banks.	Balances at close of years.
1864.....	\$153,395,108 71	\$816,000 00	\$85,507,674 08	\$28,726,695 88	\$39,976,738 75
1865.....	987,564,639 14	8,110,294 70	583,697,912 72	415,887,767 81	36,065,992 06
1866.....	497,566,676 42	13,523,972 62	363,085,565 65	149,772,756 11	34,298,319 94
1867.....	351,737,083 83	8,405,903 63	331,039,872 57	37,218,612 76	26,182,821 47
1868.....	225,244,144 75	9,404,392 00	215,311,460 69	22,218,187 92	23,301,709 61
1869.....	105,160,573 67	10,052,199 44	114,748,877 24	14,890,463 75	8,875,141 73
1870.....	120,084,041 79	2,466,521 06	111,123,926 18	11,818,228 61	8,483,549 79
1871.....	99,299,840 85	2,693,129 45	89,428,544 04	13,790,961 01	7,197,015 04
1872.....	106,104,855 16	3,050,444 05	94,938,603 76	13,635,837 49	7,777,873 00
1873.....	169,602,743 98	9,004,842 49	108,089,786 76	16,110,519 07	62,185,153 64
1874.....	91,108,846 70	2,729,958 81	134,869,112 57	13,364,554 52	7,790,292 06
1875.....	98,228,249 53	1,737,445 60	82,184,304 05	13,657,678 25	11,914,004 89
1876.....	97,402,227 57	2,445,451 49	89,981,146 99	13,909,616 83	7,870,920 13
1877.....	106,470,261 22	2,353,196 29	94,276,400 35	14,862,200 88	7,555,776 41
1878.....	99,781,053 48	2,385,920 38	90,177,963 35	12,606,870 60	6,937,916 32
	3,308,750,346 80	79,119,672 01	2,588,461,151 00	792,470,951 49	-----

DUTY PAID BY NATIONAL BANKS.

Under section 5214 of the Revised Statutes, there has been assessed and collected by the Treasurer from national banks, since 1864, at an expense of not more than one-tenth of one per cent., \$86,045,771.11, as

follows: on circulation, \$39,777,879.14; on deposits, \$40,332,341.43, and on capital, \$5,935,550.54.

By reference to Table XIII., appendix, it appears that from the beginning of the national banking system the amount realized from duty on circulation increased yearly with one exception up to 1874, since which time it has diminished about \$150,000 a year. The amount realized from duty on deposits increased yearly with two exceptions until 1875, since which time it has decreased about \$100,000 per annum, the decrease in the two items of circulation and deposits having been \$523,678.39 since the close of the fiscal year 1875. The revenue from duty on capital increased steadily every year until the calendar year 1877, during which there was a decrease of \$57,113.01.

The highest amount of duty on circulation was received for the six months ended December 31, 1873, being \$1,704,902.76. In the last six months it was \$1,492,224.57. The highest amount of duty on deposits was received for the six months ended December 31, 1875, being \$1,782,161.52. In the last six months it was \$1,622,862.24. The highest amount of duty on capital was received for the six months ended December 31, 1876, being \$341,986.96. In the last six months it was \$266,023.34. The total amount collected on the three items for the six months ended June 30, 1878, was \$3,379,252.07.

#### REDEMPTION OF NATIONAL-BANK NOTES.

The operations of the national-bank redemption agency for the fiscal year again show an increased amount of work performed at a reduced expense. The number of national-bank notes redeemed, assorted, and charged to the banks of issue was 22,927,842, an increase of 182,294 over the number assorted in the preceding fiscal year. The expenses of assortment, under which head are included all of the expenses of redemption, with the exception of the charges for transportation, on the other hand decreased from \$167,704.05 to \$144,521.88, a diminution of \$23,182.17, or nearly 14 per cent. A saving was effected in every item of expense as compared with the preceding year. The reduction in salaries was \$14,115.05; in printing and binding, \$3,943.98; in stationery, \$728.10; in postage, \$3,716.66, and in contingent expenses \$678.38. The amount appropriated for salaries for the force employed in the Treasurer's office was \$117,736, of which \$114,282.75 was expended, and for the force employed in the office of the Comptroller of the Currency \$22,340, of which \$22,297.88 was expended, making a saving of \$3,453.25 in the former and of \$42.12 in the latter office. The expenses of assortment, in accordance with the rule adopted at the outset, were assessed upon the several national banks in proportion to the number of the notes redeemed for each. When computed in this manner the expense of assortment was \$6.30 $\frac{1}{2}$  for each thousand notes, as compared with \$11.37 for the fiscal year 1875, \$10.78 for the fiscal year 1876, and \$7.37 $\frac{3}{10}$  for the fiscal year 1877. It will be seen that there has been a steady decrease in the expense of assortment year by year since the first, and that the rate for the last year is but a little more than 55 per cent. of that for the first year. The gradual reduction of expense is represented by the series 20, 19, 13, 11.

This result has been achieved only by maintaining a careful oversight over the expenses; by the adoption from time to time of more economical methods, whenever they could be introduced without lessening the checks against errors and dishonesty; by curtailing the force whenever,

through the increased efficiency of the employés, the work could be performed with a decreased number, and, above all, by retaining the services of tried and expert employés. Of the 97 persons now employed, 72 were appointed in the redemption agency during the first fifteen months after its organization, and nearly all of them had had experience on similar work, either in the department or in banks. Of the 25 since appointed, 20 had been employed for greater or less periods upon like duties in other branches, and all of the persons appointed during the incumbency of the present Treasurer, with a single exception, were transferred from other offices of the department, where they had proved their competency by faithful service.

In considering the rate for the expenses of assortment, it should be remembered that the assortment of national-bank notes is peculiarly difficult by reason of the great number of banks (now 2,400) and of the similarity of the notes, and that the rate includes not only the bare cost of assorting the notes, but the salaries of all the clerks, book-keepers, counters, provers, messengers, and laborers employed in that branch of the Treasurer's office, and of a portion of the force employed in the office of the Comptroller of the Currency, as well as the cost of printing, binding, stationery, and other supplies.

While the number of notes handled shows an increase over the preceding fiscal year, the amount of money represented by them decreased from \$214,361,300 to \$203,416,400, in consequence of an increase in the proportion of notes of the smaller denominations redeemed and assorted. Of the amount assorted, \$151,786,600 was returned to the banks of issue as fit for circulation, and \$51,629,800 was unfit for circulation, and was delivered to the Comptroller of the Currency for destruction and replacement with new notes. The former was \$56,100, and the latter \$10,888,800, less than during the preceding year.

The amount expended for charges for transportation was \$173,420.60, and was assessed upon the several national banks as heretofore, in proportion to the amount of their notes redeemed and assorted. When thus computed on the amount assorted, the average rate for express charges was 85½ cents for each \$1,000. The charges assessed include those for the transportation of \$210,490,437.56 in national-bank notes received for redemption, \$23,046,418.44 in United States notes returned therefor, and \$152,437,300 in notes fit for circulation forwarded to the banks of issue.

When computed on the amount transported, the average cost for transportation was 45 cents for each thousand dollars. The charges on United States notes forwarded to the Treasurer's office for credit of the five per cent. fund and on incomplete currency forwarded to the banks by the Comptroller of the Currency are not embraced in the assessment. The rates paid under the agreement with the express company, which has been in force since July 1, 1875, were, for national-bank notes forwarded for redemption, 37½ cents for each \$1,000, or fraction thereof, to each express company over whose lines the remittances pass, and for each \$1,000 or fraction thereof in United States notes returned for bank-notes redeemed and in notes fit for circulation forwarded to the banks of issue, 25 cents to Adams Express Company and 35 cents to each other express company by which the remittances are transported. The aggregate assessment is \$317,942.48, or  $\frac{1}{10}$  of 1 per cent. of the amount assorted, as against  $\frac{2}{10}$  for the first year,  $\frac{1}{10}$  for the second year, and  $\frac{1}{10}$  for the third year.

The outstanding circulation of the national banks at the close of the



fiscal year was \$324,514,284. The cost of redemption, when computed upon this amount, was considerably less than one-tenth of one per cent., or less than \$90 per annum for a bank of \$90,000 circulation. When weighed against the advantages flowing from a prompt and effectual system of redemption, this expense is scarcely worthy of consideration. These advantages consist not only in keeping the circulating notes of the banks clean and whole, but in providing a ready means of checking any tendency to redundancy in their issues—an advantage which will appear still more conspicuous when specie payments shall have been established—and of relieving the plethora of bank-notes in the money centers, which formerly existed during certain seasons of the year. In discussing the present redemption system, it should not be forgotten that the law establishing it, in consideration of the burden imposed, relieved the banks from the obligation to maintain any reserve upon their circulation. The actual legal-tender reserve required to be maintained on circulation ranged from six per cent. for country banks to twenty-five per cent. for banks in the city of New York. With interest at six per cent. per annum, the expense of maintaining these reserves was from .36 to 1.5 per cent. upon the bank circulation, a burden from three and one-half to fifteen times greater than the expense of the redemption system. The act of June 20, 1874, seems, therefore, as a whole, to have reduced the burdens of the banks, while it has conferred a positive benefit upon them, in common with the rest of the community, in furnishing a prompt and inexpensive means of redeeming the bank-notes.

In addition to the amounts assorted and charged to the banks of issue, there were sorted out \$11,852,100 in notes of failed, liquidating, and reducing banks, as against \$24,439,700 during the preceding year.

A large share of the business of the redemption of national-bank notes is effected through the offices of the assistant treasurers without any actual movement of money. Of \$212,780,335.81 bank-notes redeemed, \$75,361,427.23 was paid for by checks on the assistant treasurers in New York, Boston, and Philadelphia. Only \$23,046,418.44 in United States notes was forwarded by express in redemption of bank-notes, the entire remainder, amounting to \$189,733,917.37, being settled for by checks, credits in account, payments over the counter, or subsidiary silver coin forwarded at the expense of the mint. Of \$205,308,371.37 credited to the national banks in their five per cent. accounts, \$100,819,824.50 consisted of deposits with assistant treasurers, the proper entries being made on the Treasurer's books on receipt of the certificates of deposit.

Under the circular issued on the first of October last, requiring the parties making the remittances to defray the express-charges on all national-bank notes forwarded for redemption, redemptions have been considerably reduced; but the order has not been in force long enough to warrant a conclusion concerning its permanent operation.

Of \$210,490,437.56 in bank-notes received for redemption, \$80,527,000, or 38.26 per cent., was received from the city of Boston, and \$66,273,000, or 31.48 per cent., from the city of New York, nearly 70 per cent. of the entire redemptions having been received from these two cities. The monthly redemptions varied from \$12,025,805.15 in the month of March, to \$24,076,684.12 in the month of May. The receipts from New York were largest (\$10,805,000) in May and smallest (\$3,316,000) in December, while the receipts from Boston were largest (\$9,152,000) in December and smallest (\$2,992,000) in April.

The following table presents an interesting exhibit of the geographical distribution of the banks which issued the notes redeemed during

each of the four years since the establishment of the redemption system, and of the percentage of redemptions to the outstanding circulation of the banks in each State and section:

States and Territories.	1874-'75.		1875-'76.		1876-'77.		1877-'78.	
	Redeemed.	Per cent. of circula- tion.	Redeemed.	Per cent. of circula- tion.	Redeemed.	Per cent. of circula- tion.	Redeemed.	Per cent. of circula- tion.
Maine .....	\$3,436,440	43.24	\$6,784,300	30.43	\$7,783,900	91.70	\$8,476,000	97.76
New Hampshire .....	2,035,120	43.25	4,169,400	84.03	5,903,700	115.75	5,922,900	113.84
Vermont .....	2,929,770	42.47	4,850,900	67.57	5,937,900	81.67	5,959,300	82.76
Massachusetts .....	26,641,170	45.11	53,416,700	85.65	75,110,900	126.61	80,470,900	131.94
Rhode Island .....	5,709,170	43.02	9,489,355	71.73	12,930,300	99.36	11,884,800	92.76
Connecticut .....	8,038,140	45.08	11,139,500	61.03	14,197,300	81.35	12,208,500	70.29
Totals Eastern States ..	48,790,810	44.47	89,850,155	78.52	121,864,000	110.13	124,922,400	110.87
New York .....	22,675,035	38.24	26,782,200	49.22	29,086,900	60.07	26,939,100	54.17
New Jersey .....	4,813,380	43.39	6,963,200	62.01	8,508,700	76.58	7,121,300	63.43
Pennsylvania .....	16,459,190	39.10	17,081,700	39.21	19,883,400	47.09	16,430,300	39.60
Delaware .....	549,000	42.69	566,400	43.92	778,600	56.67	610,100	44.69
Maryland .....	3,712,300	39.99	3,994,100	43.39	3,195,300	37.24	2,819,300	37.10
Totals Middle States ..	48,208,905	39.18	55,387,600	46.27	61,432,900	55.00	53,920,100	48.25
District of Columbia .....	347,700	23.78	429,200	32.56	449,000	39.43	588,500	58.62
Virginia .....	972,870	26.90	851,600	25.91	740,600	26.78	850,300	33.79
West Virginia .....	656,220	27.51	497,700	24.09	580,500	32.86	483,700	28.72
North Carolina .....	553,630	30.34	550,700	30.40	452,200	26.30	391,100	26.16
South Carolina .....	418,800	19.32	566,900	30.39	479,500	30.29	429,300	30.70
Georgia .....	749,100	33.15	812,300	38.33	699,100	35.68	617,400	33.55
Florida .....	4,200	15.56	15,800	35.91	19,100	42.46	16,500	37.77
Alabama .....	403,200	29.22	579,600	40.81	618,100	42.32	392,300	28.17
Louisiana .....	783,600	23.03	514,500	17.46	60,800	2.93	114,500	7.42
Texas .....	197,700	24.18	165,000	21.80	100,800	2.80	150,200	22.88
Arkansas .....	62,200	25.50	15,700	6.58	17,300	8.82	31,000	12.26
Kentucky .....	2,323,700	27.88	2,739,900	31.25	3,233,400	38.27	2,529,400	30.56
Tennessee .....	788,700	25.76	893,400	30.72	871,000	33.25	720,900	28.83
Missouri .....	1,073,750	18.17	632,100	14.46	570,900	17.15	412,400	15.18
Totals Southern and Southwestern States.	9,335,170	25.30	9,254,400	27.32	8,952,300	30.16	7,707,500	28.24
Ohio .....	8,114,000	34.37	8,406,000	35.52	9,083,500	39.80	6,747,400	30.42
Indiana .....	4,971,590	33.35	4,410,000	29.93	4,513,900	34.37	3,491,300	27.80
Illinois .....	4,251,040	25.55	3,231,400	22.39	2,929,200	24.30	2,090,500	19.61
Michigan .....	2,818,920	31.37	2,154,800	30.39	1,948,000	30.98	1,712,800	29.17
Wisconsin .....	877,190	27.14	622,600	21.36	699,900	27.67	512,400	21.40
Iowa .....	1,583,670	28.26	1,053,300	19.87	1,212,600	26.50	1,024,300	23.82
Minnesota .....	817,200	24.08	698,400	22.55	643,500	22.88	530,400	19.80
Kansas .....	349,600	23.08	313,700	23.42	305,300	25.79	192,500	18.54
Nebraska .....	255,350	28.50	286,000	34.23	262,800	31.56	151,100	19.11
Totals Western States.	23,537,960	30.50	21,176,200	28.85	21,598,700	32.61	16,452,700	26.33
Oregon .....	75,200	33.42	65,400	31.13	92,700	42.02	56,900	25.29
Colorado .....	181,900	29.91	158,400	24.62	154,100	25.47	122,700	17.96
Utah .....	2,100	.52	9,600	4.38	7,300	5.74	16,800	20.84
Idaho .....	30,500	34.54	31,900	35.92	31,800	35.81	21,400	25.87
Montana .....	43,600	18.22	53,200	21.92	74,300	33.96	67,900	31.57
Wyoming .....	11,600	21.48	17,800	33.06	20,900	39.18	16,400	29.21
New Mexico .....	89,900	33.56	101,200	37.50	115,600	43.27	97,100	36.22
Dakota .....	10,300	22.89	16,000	35.56	16,700	37.11	14,500	32.95
Totals Pacific States and Territories .....	450,100	22.93	453,500	25.38	513,400	31.48	413,700	24.82
Grand totals .....	130,322,945	37.36	176,121,855	51.32	214,361,300	67.01	203,416,400	64.21

Attention is invited to the remarkable increase between the fiscal years 1875 and 1878 in the redemption of notes issued by banks situated in the New England States. While the redemptions for banks situated in the Western States decreased in that period from \$23,537,960 to \$16,452,700, and for those in the Southern and Southwestern States from \$9,335,170 to \$7,707,500, and while the redemptions for the banks situated

in the Middle States increased only from \$48,208,905 to \$53,920,100, the redemptions of the notes issued by the New England banks increased from \$48,790,810 to \$124,922,400. The redemptions for Massachusetts banks increased in the four years from \$26,641,170 to \$80,470,900, or more than threefold, while those for the banks of New York State increased only from \$22,675,035 to \$26,939,100. The redemptions for the New England States have shown a steady annual increase from the beginning. During the last fiscal year the redemptions for the New England banks constituted more than 61 per cent., and those for the Massachusetts banks nearly 40 per cent., of the aggregate redemptions. The redemptions for the New England banks were  $110\frac{7}{8}$  per cent. of their circulation; for the Massachusetts banks, 131 per cent.; for those in the Middle States,  $48\frac{1}{2}$  per cent.; for those in New York State,  $54\frac{1}{2}$  per cent.; for those in the Western States,  $26\frac{1}{2}$  per cent.; for those in the Southern and Southwestern States,  $28\frac{1}{2}$  per cent.; and for those in the Pacific States and Territories,  $24\frac{1}{2}$  per cent. The cost of the redemption system is consequently much greater for the New England banks than for those in the West and South. For banks of \$90,000 circulation in Massachusetts, the average redemptions during the last year were \$117,900, and the average expense of redemption \$184.27; while for banks of like circulation in the West, the average redemptions were \$23,700, and the average cost \$37.04, or about one-fifth as much. The above facts indicate that the circulation of the New England banks is largely local, and that it flows into the money centers much more rapidly than the circulation of banks situated in other sections.

The following statement shows the amount and percentage of notes received for redemption from the principal cities during each of the last four fiscal years. It will be observed that the receipts from Boston have increased between the years 1875 and 1878 from \$17,598,000 to \$80,527,000, and that those from New York City have fallen off from \$80,925,000 to \$66,273,000.

Receipts from—	1874-'75.	Per ct.	1875-'76.	Per ct.	1876-'77.	Per ct.	1877-'78.	P'ct.
New York.....	\$80,925,000	52.07	\$78,389,000	38.37	\$76,693,000	32.47	\$66,273,000	31.48
Boston.....	17,598,000	11.32	55,878,000	27.35	75,212,000	31.84	80,527,000	38.26
Philadelphia.....	9,096,000	5.85	9,778,000	4.79	20,988,000	8.89	10,836,000	5.15
Chicago.....	6,814,000	4.39	10,106,000	4.94	4,162,000	1.76	3,194,000	1.52
Cincinnati.....	3,676,000	2.37	3,085,000	1.51	2,781,000	1.18	2,268,000	1.08
Saint Louis.....	1,384,000	0.89	1,019,000	0.50	1,292,000	0.55	999,000	0.47
Baltimore.....	1,902,000	1.22	3,265,000	1.60	1,821,000	0.77	1,085,000	0.52
Providence.....	1,388,000	0.89	3,247,000	1.59	5,653,000	2.39	4,989,000	2.37
Pittsburgh.....	1,449,000	0.93	1,425,000	0.70	1,322,000	0.56	1,141,000	0.54
All other places.....	31,189,000	20.07	38,108,000	18.65	46,286,000	19.59	39,179,000	18.61
Totals.....	155,421,000	100.00	204,300,000	100.00	236,210,000	100.00	210,491,000	100.00

MUTILATED, STOLEN, AND COUNTERFEIT CURRENCY.

The deductions, on account of mutilations, from the face value of currency redeemed, to the close of the fiscal year were as follows: from legal-tender notes \$133,904.25; from fractional currency, \$139,842.79, and from interest notes \$872, in all \$274,619.04, of which \$14,869.09 was obtained by deductions during the year. The deductions from mutilated notes of national banks winding up or reducing circulation, on \$82,953,216, the total redemptions to the end of the year, amounted to \$1,098.25, of which \$137.50 accrued on \$12,010,013, the amount redeemed during the year. There were thrown out of stolen, pieced, and rejected bank-notes pre-

sented for redemption during the year \$3,997.13. Of counterfeits, there were branded and rejected \$8,538 on legal-tender notes, \$3,923.85 on fractional currency, and \$4,008 on national-bank notes.

#### TRANSFERS OF GOLD COIN.

During the months of June, July, and August last, the amount of coin in the sub-treasury at San Francisco increased from \$5,194,500 on the 1st of June to \$12,409,400 on the 10th of August, and as there was lack of vault-room in that office it became necessary to transport a portion of the coin to New York. There being no contract with any express company under which the transfer could be made, under your direction, by virtue of the authority vested in you by section 3640 Revised Statutes, one million dollars was taken to the sub-treasury at New York during the month of August, at an expense of sixty cents per \$1,000 for postage, it being brought over as third-class postal matter for one cent per ounce, or less than one-sixteenth of one per cent. There was also transferred by telegraphic transfer to New York \$1,550,000; of this amount \$1,300,000 was transferred without expense, and \$250,000 at one-tenth of one per cent. It is hoped that all the surplus coin in the sub-treasury at San Francisco may be transferred by wire, which does not take the gold from that city, but simply involves the exchange of gold there for gold held by parties in New York who desire to have it transferred to San Francisco.

#### SALE OF EXCHANGE.

Exchange was sold at par during the year to the amount of \$1,655,000: at New Orleans, \$1,000,000; at San Francisco, \$320,000, and at Tucson, Ariz., \$335,000. The office of the depository at the latter place is entirely supplied with funds by the sale of exchange, and the difficulties in the way of getting currency to the San Francisco office are partially obviated in like manner.

#### PAYMENT OF REGISTERED INTEREST BY CHECK.

The number of interest checks, funded loans of 1881 and 1891, the consols of 1907, and the three-sixty-five loan of the District of Columbia, drawn during the year was greatly in excess of past years, numbering this year 72,560 as against 21,853 last year. The increase in the business of the office and in the number of signatures required is very marked. The number of drafts and checks issued during the year, including interest checks, was 160,795.

#### EXAMINATION OF INDORSEMENTS.

With the great number of drafts and checks annually issued by the Treasurer and returned to him after payment, but little difficulty by reason of irregular indorsements occurs, except with drafts issued upon warrants, many of which are in settlement of claims, passing through the hands of agents and attorneys before payment, and payable by the one hundred and thirty assistant treasurers and depositories. Early in the year a system of strict examination was instituted to ascertain the genuineness of indorsements of drafts before payment at this office, and as soon as received from other offices after payment, the means used being a comparison with genuine signatures of payees on file in the department.

In many instances it happens that paid drafts are found not to bear the genuine indorsement of the payees, which arises in some instances from a popular delusion that if, by the request of the payee, or with his knowledge, his name is signed by another it has the same validity as his autograph; in others, from disagreement between clients and attorneys; and in others still, from downright fraud.

In the past, such cases have usually slumbered so long that when demand has been made by the rightful claimant no criminal prosecution could be had, and the last indorser, usually a bank, has been obliged to refund, though by lapse of time not able to fall back upon prior indorsers.

For instance, a certain claim-agent in 1865 took for collection, among others, the claim of a person for services as a scout for the Union Army during the war; the claimant could not write; after receiving notice from the Quartermaster-General of the allowance of \$1,600, the agent, by misrepresentation, induced the claimant to take about \$300 for the claim, and by means of a forged indorsement collected the larger amount through a Baltimore bank. After the lapse of more than ten years the fraud was discovered, the payee demanded his money, the bank was sued, and the amount recovered with interest.

In another case a bank officer from a distant point received the custody of certain warrants for large amounts payable to various parties who were not in the city, and in a few minutes presented the warrants for payment with the ink yet damp upon the indorsements; payment was of course refused.

Another case, showing what exertions are made to avoid punishment, came up recently. A fraudulent power of attorney was presented, the forged signature to which was the joint act and in the handwriting of two persons, one writing the proper name and the other the surname, for the purpose, if detected, of escaping the penalty for forgery by that device.

Over three hundred irregular indorsements were returned for amendment after payment, besides those in which the irregularities were discovered before payment. Of the above number very few, however, were fraudulent.

#### SINKING FUND OF THE DISTRICT OF COLUMBIA.

By the seventh section of the act of Congress of June 11, 1878, it was enacted—

That the offices of sinking-fund commissioners are hereby abolished, and all duties and powers possessed by said commissioners are transferred to and shall be exercised by the Treasurer of the United States, who shall perform the same in accordance with the provisions of existing law.

The books, files, and funds in the possession of the commissioners were transferred to this office, and the sinking-fund office was removed and made a part of this office. This adds many duties heretofore performed by four prominent citizens of the District, to those already devolved upon the Treasurer. A full statement of the debt of the District and of the provisions of law pertaining thereto, accompanied by such suggestions as to the requirements of law as occur to me, will be submitted to you hereafter.

#### CONCLUSION.

Whatever you may find satisfactory in the transaction of the business of the office is due in a great degree to the fidelity of the Treasurer's subordinate officers and the faithfulness with which, with very few

exceptions, those who labor at the desks, counters, and tills of the office have performed their duties.

Recent accessions of business to this office, notably the payment of registered interest by check, the redemption of the notes of national banks, the payment of called bonds, the accounts of the Freedman's Bank and of the District of Columbia, while affecting the interests of many individuals, have been attended to, I believe, with the least possible inconvenience to the public, and all the transactions of the office without loss to the government.

In the tables of the appendix will be found statements of the condition of the public accounts and of the current business of the year, and statistical information concerning the currency and kindred matters, which are submitted for your consideration.

Very respectfully,

JAS. GILFILLAN,  
*Treasurer United States.*

Hon. JOHN SHERMAN,  
*Secretary of the Treasury.*

---

---

APPENDIX.

---

---

## REPORT ON THE FINANCES.

## I.—STATEMENT OF BALANCES AND MOVEMENT OF MONEYS

Office.	Balances June 30, 1877.			During the fiscal year.
	Subject to draft.	Outstanding drafts.	On deposit.	Receipts proper.
Treasury U. S., Washington, D. C. ....	\$4,496,465 85	\$127,788 48	\$4,624,254 33	\$155,158,533 27
Sub-Treasury U. S., Baltimore, Md. ....	3,455,306 24	12,646 04	3,467,952 28	10,453,681 41
Sub-Treasury U. S., New York, N. Y. ....	126,249,361 27	584,580 41	126,833,941 68	256,310,130 42
Sub-Treasury U. S., Philadelphia, Pa. ....	12,035,995 36	56,517 80	12,092,513 16	21,304,627 07
Sub-Treasury U. S., Boston, Mass. ....	8,517,509 44	43,415 30	8,560,924 74	26,446,534 00
Sub-Treasury U. S., Cincinnati, Ohio ....	2,047,452 40	24,449 33	2,071,901 73	3,382,263 60
Sub-Treasury U. S., Chicago, Ill. ....	3,006,616 20	59,525 12	3,066,141 32	17,206,586 60
Sub-Treasury U. S., Saint Louis, Mo. ....	1,862,149 30	37,385 01	1,899,534 31	4,302,650 30
Sub-Treasury U. S., New Orleans, La. ....	1,216,719 65	60,671 40	1,277,391 05	3,337,833 49
Sub-Treasury U. S., San Francisco, Cal. ....	1,368,338 13	75,949 45	1,444,287 58	12,300,495 32
Depository U. S., Tucson, Ariz. ....	573,116 91	1,393 66	574,510 57	68,706 90
Depository U. S., Pittsburgh, Pa. ....	2,126 11	.....	2,126 11	.....
Depository U. S., Santa Fé, N. Mex. ....	249 90	.....	249 90	.....
Depository U. S., Galveston, Tex. ....	778 66	.....	778 66	.....
National Banks, Design'd Depositories U. S. ....	7,299,999 28	230,916 66	7,530,915 94	99,830,726 21
National Banks, Special Designated Depositories U. S., 4% Consols 1907. ....	.....	.....	.....	19,527,261 60
National Bank, First, New York, N. Y., Special Designated Depository U. S., 4½% Funded Loan. ....	.....	.....	.....	49,590,000 00
National Bank, First, Selma, Ala. (old acc't) . . . . .	38,985 75	.....	38,985 75	.....
National Bank, Venango County, Franklin, Pa. (old account) . . . . .	216,791 38	.....	216,791 38	.....
Mint U. S., Philadelphia, Pa., Bullion Fund. ....	3,210,116 49	.....	3,210,116 49	.....
Mint U. S., San Francisco, Cal., Bullion Fund. ....	6,983,089 82	.....	6,983,089 82	.....
Mint U. S., Carson, Nev., Bullion Fund. ....	917,205 22	.....	917,205 22	.....
Mint U. S., Denver, Colo., Bullion Fund. ....	3,100 00	.....	3,100 00	.....
Branch Mint U. S., Dahlonega, Ga., Bullion Fund (old account) . . . . .	27,950 03	.....	27,950 03	.....
Mint U. S., Philadelphia, Pa., Minor Coin, Metal Fund. ....	50,000 00	.....	50,000 00	.....
Mint U. S., Philadelphia, Pa., Minor Coin, Redemption Account. ....	330,503 25	.....	330,503 25	.....
Mint U. S., Philadelphia, Pa., Recoinage Acc't	90 94	.....	90 94	.....
Mint U. S., San Francisco, Cal., Recoinage Account. ....	.....	.....	.....	.....
U. S. Assay-Office, New York, N. Y., Bullion Fund. ....	3,457,347 95	.....	3,457,347 95	.....
U. S. Assay-Office, Boise City, Idaho, Bullion Fund. ....	500 00	.....	500 00	.....
U. S. Assay-Office, Charlotte, N. C., Bullion Fund. ....	200 00	.....	200 00	.....
U. S. Assay-Office, Charlotte, N. C., Bullion Fund (old account) . . . . .	32,000 00	.....	32,000 00	.....
U. S. Assay-Office, Helena, Mont., Bullion Fund. ....	500 00	.....	500 00	.....
Add amounts "in transit" to offices. ....	187,400,565 53	1,315,238 66	188,715,804 19	.....
Deduct amounts "in remittance" from offices. ....	3,085,885 79	.....	.....	.....
Balance of moneys <i>in transitu</i> . ....	190,486,451 32	.....	.....	.....
	745,128 27	2,340,757 52	.....	.....
General Treasury balances and totals. ....	189,741,323 05	1,025,518 86	188,715,804 19	679,220,030 52



OF THE GENERAL TREASURY OF THE UNITED STATES.

During the fiscal year.				Balances June 30, 1878.		
Transfers received.	Transfers paid.	Drafts paid.	Receipts counter-entered.	On deposit.	Outstanding drafts.	Subject to draft.
\$340,440,876 29	\$53,807,916 41	\$451,557,880 41	\$6,624 93	\$3,851,242 14	\$336,022 93	\$3,515,219 21
8,337,147 21	12,729,499 18	4,108,569 88	1,010 65	3,419,701 19	15,132 17	3,404,569 02
115,571,913 54	265,778,130 01	77,163,807 39	65,773 89	155,708,274 36	1,109,196 18	154,599,078 18
22,239,875 46	39,339,810 33	9,565,567 52	36,844 85	7,644,592 99	242,598 65	7,401,994 34
22,334,189 54	35,366,646 23	13,675,355 27	2,528 27	8,297,118 60	331,655 79	7,965,462 81
9,544,138 99	10,516,361 77	2,562,323 60	7,418 73	1,912,200 25	59,473 91	1,852,726 34
8,028,557 45	15,089,276 71	8,462,327 14	1,220 35	4,748,461 22	275,334 36	4,472,626 86
7,823,205 13	5,998,346 66	4,850,629 40	2,312 18	3,174,101 52	126,951 68	3,047,149 84
2,976,352 25	2,072,948 05	3,429,833 92	14,720 29	2,074,074 53	107,167 27	1,966,907 26
4,466,296 25	2,886,311 44	6,341,303 51	1,071 19	8,982,393 01	159,103 10	8,823,289 91
371,174 00		721,306 19		293,085 37	424 54	292,660 83
				2,126 11		2,126 11
				249 90		249 90
				778 66		778 66
2,377,413 75	90,139,584 48	12,541,939 15	49,672 73	7,007,859 54	321,521 89	6,686,337 65
2,810 04	3,928,325 46		10,615 33	15,591,130 91		15,591,130 91
	24,939,200 00			24,650,800 00		24,650,800 00
	4,198 46			34,787 29		34,787 29
				216,791 38		216,791 38
15,350,168 61	8,634,480 72			9,925,804 38		9,925,804 38
3,375,000 00	3,647,922 54			6,710,167 28		6,710,167 28
1,329,300 19	1,764,525 11			981,980 30		981,980 30
				3,100 00		3,100 00
				27,950 03		27,950 03
				50,000 00		50,000 00
472,215 78	556,974 12			245,744 91		245,744 91
5,378 50	5,375 88			2 62		2 62
				90 94		90 94
6,600,000 00	1,729,393 01			8,327,954 94		8,327,954 94
				500 00		500 00
				200 00		200 00
				32,000 00		32,000 00
				500 00		500 00
				273,915,764 37	3,085,082 47	270,830,681 90
						1,438,461 77
						272,269,143 67
						257,368 66
					1,181,093 11	
580,145,812 98	578,985,226 57	594,980,843 38	190,813 37	273,915,764 37	1,903,989 36	272,011,775 01

STATEMENT OF BALANCES AND MOVEMENT OF COIN MONEYS OF THE GENERAL TREASURY OF THE UNITED STATES.

[Supplemental to Statement I.]

Office.	Balances June 30, 1877.			During the fiscal year.		
	Subject to draft.	Outstanding drafts.	On deposit.	Receipts proper.	Transfers received.	Fractional silver coin received for fractional currency redeemed in U. S. notes.
Treasury U. S., Washington, D. C. ....	\$8,691,006 64	\$702 41	\$8,691,709 05	\$82,329,266 86	\$168,457,563 93	\$2,376,212 17
Sub-Treasury U. S., Baltimore, Md. ....	783,376 26	-----	783,376 26	2,857,123 96	303,549 95	-----
Sub-Treasury U. S., New York, N. Y. ....	81,896,656 13	14,680 81	81,901,336 94	200,889,020 05	39,658,298 71	-----
Sub-Treasury U. S., Philadelphia, Pa. ....	1,866,779 75	26,380 82	1,893,160 57	7,012,560 10	3,235,006 85	-----
Sub-Treasury U. S., Boston, Mass. ....	4,939,595 68	10,771 50	4,950,367 18	14,149,365 87	6,876,530 09	-----
Sub-Treasury U. S., Cincinnati, Ohio. ....	634,817 68	-----	634,817 68	1,515,045 28	1,154,102 05	-----
Sub-Treasury U. S., Chicago, Ill. ....	517,561 60	-----	517,561 60	3,583,185 48	607,147 62	-----
Sub-Treasury U. S., Saint Louis, Mo. ....	465,598 48	-----	465,598 48	1,749,510 14	617,105 26	-----
Sub-Treasury U. S., New Orleans, La. ....	549,489 14	17 50	549,506 64	1,817,630 58	569,846 58	-----
Sub-Treasury U. S., San Francisco, Cal. ....	1,047,697 27	1,654 45	1,049,351 72	9,099,626 79	1,720,296 25	-----
Depository U. S., Tucson, Ariz. ....	7 38	-----	7 38	872 01	-----	-----
Depository U. S., Galveston, Tex. (old account) .....	778 66	-----	778 66	-----	-----	-----
National Banks, Designated Depositories, U. S. ....	-----	-----	-----	49,590,209 85	-----	-----
National Banks, Designated Depositories, 4 per cent. Consols of 1907 .....	-----	-----	-----	19,527,260 15	2,611 67	-----
Mint U. S., Philadelphia, Pa. (recoinage account) .....	-----	-----	-----	-----	5,378 50	-----
Mint U. S., San Francisco, Cal. (recoinage account) .....	90 94	-----	90 94	-----	-----	-----
Bullion Fund, Mint U. S., Philadelphia, Pa. ....	3,210,116 49	-----	3,210,116 49	-----	15,350,168 61	-----
Bullion Fund, Mint U. S., San Francisco, Cal. ....	6,983,089 82	-----	6,983,089 82	-----	3,140,000 00	-----
Bullion Fund, Mint U. S., Carson, Nev. ....	917,205 22	-----	917,205 22	-----	1,829,300 19	-----
Bullion Fund, Mint U. S., Denver, Colo. ....	3,100 00	-----	3,100 00	-----	-----	-----
Bullion Fund, Branch Mint U. S., Dahlonega, Ga. (old account) .....	27,950 03	-----	27,950 03	-----	-----	-----
Bullion Fund, U. S. Assay-Office, New York, N. Y. ....	3,457,347 95	-----	3,457,347 95	-----	6,600,000 00	-----
Bullion Fund, U. S. Assay-Office, Boise City, Idaho. ....	500 00	-----	500 00	-----	-----	-----
Bullion Fund, U. S. Assay-Office, Charlotte, N. C. (new account) .....	200 00	-----	200 00	-----	-----	-----
Bullion Fund, U. S. Assay-Office, Charlotte, N. C. (old account) .....	32,000 00	-----	32,000 00	-----	-----	-----
Bullion Fund, U. S. Assay-Office, Helena, Mont. ....	500 00	-----	500 00	-----	-----	-----
Add amounts "in transit" to offices .....	116,015,465 12	54,207 49	116,069,672 61	-----	-----	-----
Deduct amounts "in remittance" from offices .....	1,623,125 70	-----	-----	-----	-----	-----
Balance of moneys <i>in transitu</i> .....	117,638,590 82	-----	-----	-----	-----	-----
General Treasury balances and totals .....	658,732 60	964,393 10	-----	-----	-----	-----
	116,979,858 22	910,185 61	116,069,672 61	394,120,677 12	250,126,906 26	2,376,212 17

STATEMENT OF BALANCES AND MOVEMENT OF COIN MONIES OF THE GENERAL TREASURY OF THE UNITED STATES—Continued.

(Supplemental to Statement I.)

Office.	During the fiscal year.					
	Coin withheld in lieu of currency paid.	Drafts paid.	Transfers paid.	Fractional currency re-deemed in silver coin and transferred to Treasury.	Receipts counter-entered.	Sales of coin.
Treasury U. S., Washington, D. C. ....	\$593 97	\$249,791,394 52	\$1,955,617 93		\$2 75	\$174,300 00
Sub-Treasury U. S., Baltimore, Md. ....		861,967 31	2,093,173 28	\$25,162 45		
Sub-Treasury U. S., New York, N. Y. ....		29,320,910 42	168,437,137 79	382,849 66	19,065 02	3,000,000 00
Sub-Treasury U. S., Philadelphia, Pa. ....		2,177,581 78	7,441,883 58	63,303 15	25,395 88	
Sub-Treasury U. S., Boston, Mass. ....	104 00	4,855,013 47	16,258,351 69	192,758 88	388 70	
Sub-Treasury U. S., Cincinnati, Ohio. ....		310,361 09	1,644,617 01		1,900 00	74,460 89
Sub-Treasury U. S., Chicago, Ill. ....		192,785 29	2,087,362 06	168,462 15		1,169,457 46
Sub-Treasury U. S., Saint Louis, Mo. ....	200 00	54,375 36	189,805 57	51,681 09		1,408,093 58
Sub-Treasury U. S., New Orleans, La. ....	480 00	74,369 90	670,944 65	1,000 00	1,236 47	721,522 00
Sub-Treasury U. S., San Francisco, Cal. ....	82,275 00	564,047 15	2,874,611 44		25 25	
Depository U. S., Tucson, Ariz. ....						
Depository U. S., Galveston, Tex. (old account) .....						
National Banks, Designated Depositories U. S. ....			24,939,374 85			
National Banks, Designated Depositories, 4 per cent. Consols of 1907 .....			3,928,127 09		10,613 82	
Mint U. S., Philadelphia, Pa. (recoinage account) .....			5,375 88			
Mint U. S., San Francisco, Cal. (recoinage account) .....						
Bullion Fund, Mint U. S., Philadelphia, Pa. ....			8,634,480 72			
Bullion Fund, Mint U. S., San Francisco, Cal. ....			3,412,922 54			
Bullion Fund, Mint U. S., Carson, Nev. ....			1,764,525 11			
Bullion Fund, Mint, U. S., Denver, Colo. ....						
Bullion Fund, Branch Mint U. S., Dahlonega, Ga. (old account) .....						
Bullion Fund, U. S. Assay-Office, New York, N. Y. ....			1,729,393 01			
Bullion Fund, U. S. Assay-Office, Boise City, Idaho. ....						
Bullion Fund, U. S. Assay-Office, Charlotte, N. C. (new account) .....						
Bullion Fund, U. S. Assay-Office, Charlotte, N. C. (old account) .....						
Bullion Fund, U. S. Assay-Office, Helena, Mont. ....						
Add amounts "in transit" to offices .....						
Deduct amounts "in remittance" from offices .....						
Balance of moneys <i>in transitu</i> .....						
General Treasury balances and totals .....	83,652 97	288,202,806 29	248,067,704 20	885,217 38	58,627 89	6,547,833 93

TREASURER.

## STATEMENT OF BALANCES AND MOVEMENT OF COIN MONIEYS OF THE GENERAL TREASURY OF THE UNITED STATES—Concluded.

[Supplemental to Statement I.]

406

REPORT ON THE FINANCES.

Office.	During the fiscal year.		Balances June 30, 1878.		
	Fractional silver coin paid in lieu of currency.	Standard silver dollars paid in lieu of currency.	On deposit.	Outstanding drafts.	Subject to draft.
Treasury U. S., Washington, D. C. ....	\$2,925,684 95	\$2,342,696 00	\$4,665,649 83	\$1,812 00	\$4,663,837 83
Sub-Treasury U. S., Baltimore, Md. ....	125,508 00	50,000 00	788,239 13	5,000 00	783,239 13
Sub-Treasury U. S., New York, N. Y. ....	405,470 00	75,000 00	120,808,222 81	354,717 75	120,453,505 06
Sub-Treasury U. S., Philadelphia, Pa. ....	275,200 00	50,000 00	2,107,363 13	.....	2,107,363 13
Sub-Treasury U. S., Boston, Mass. ....	16,800 00	50,000 00	4,603,054 40	261,287 37	4,341,767 03
Sub-Treasury U. S., Cincinnati, Ohio. ....	216,808 19	200,000 00	855,816 83	.....	855,816 83
Sub-Treasury U. S., Chicago, Ill. ....	167,900 00	150,000 00	771,927 74	308 65	771,619 09
Sub-Treasury U. S., Saint Louis, Mo. ....	202,276 00	150,000 00	776,182 28	.....	776,182 28
Sub-Treasury U. S., New Orleans, La. ....	152,050 00	100,000 00	1,216,340 78	85 45	1,216,255 33
Sub-Treasury U. S., San Francisco, Cal. ....	.....	.....	8,512,865 92	1,684 80	8,511,181 12
Depository U. S., Tucson, Ariz. ....	491 43	.....	387 96	.....	387 96
Depository U. S., Galveston, Tex. (old account) .....	.....	.....	778 66	.....	778 66
National Banks, Designated Depositories U. S. ....	.....	.....	24,650,835 00	.....	24,650,835 00
National Banks, Designated Depositories, 4 per cent. consols of 1907 .....	.....	.....	15,591,130 91	.....	15,591,130 91
Mint U. S., Philadelphia, Pa. (recoinage account) .....	.....	.....	2 62	.....	2 62
Mint U. S., San Francisco, Cal. (recoinage account) .....	.....	.....	90 94	.....	90 94
Bullion Fund, Mint U. S., Philadelphia, Pa. ....	.....	.....	9,925,804 38	.....	9,925,804 38
Bullion Fund, Mint U. S., San Francisco, Cal. ....	.....	.....	6,710,167 28	.....	6,710,167 28
Bullion Fund, Mint U. S., Carson, Nev. ....	.....	.....	981,980 30	.....	981,980 30
Bullion Fund, Mint U. S., Denver, Colo. ....	.....	.....	3,100 00	.....	3,100 00
Bullion Fund, Branch Mint U. S., Dahlonega, Ga. (old account) .....	.....	.....	27,950 03	.....	27,950 03
Bullion Fund, U. S. Assay-Office, New York, N. Y. ....	.....	.....	8,327,954 94	.....	8,327,954 94
Bullion Fund, U. S. Assay-Office, Boise City, Idaho. ....	.....	.....	500 00	.....	500 00
Bullion Fund, U. S. Assay-Office, Charlotte, N. C. (new account) .....	.....	.....	200 00	.....	200 00
Bullion Fund, U. S. Assay-Office, Charlotte, N. C. (old account) .....	.....	.....	32,000 00	.....	32,000 00
Bullion Fund, U. S. Assay-Office, Helena, Mont. ....	.....	.....	500 00	.....	500 00
.....	.....	.....	211,359,045 87	624,896 02	210,734,149 85
Add amounts "in transit" to offices. ....	.....	.....	.....	.....	112,705 29
.....	.....	.....	.....	.....	210,846,855 14
Deduct amounts "in remittance" from offices. ....	.....	.....	.....	.....	322,296 87
Balance of moneys <i>in transitu</i> .....	.....	.....	("In remittance")	209,591 58	.....
General Treasury balances and totals. ....	4,488,189 57	3,167,696 00	211,359,045 87	834,487 60	210,524,558 27

II.—STATEMENT OF BALANCES AND MOVEMENT OF MONEYS OF THE POST-OFFICE DEPARTMENT.

Office.	Balances June 30, 1877.			During the fiscal year.					Balances June 30, 1878.		
	On deposit.	Outstanding drafts.	Subject to draft.	Transfers received.	Receipts proper.	Expenditures.	Transfers paid.	Receipts counter-entered.	On deposit.	Outstanding drafts.	Subject to draft.
Treasury U. S., Washington, D. C. ....	\$35,326 00	\$4,180 40	\$31,145 60	\$1,176,291 78	\$148,240 41	\$1,327,612 36	.....	\$32 53	\$32,213 30	\$1,465 34	\$30,747 96
Sub-Treasury U. S., New York, N. Y. ....	513,429 51	15,793 81	497,635 70	.....	7,935,133 90	4,137,316 97	\$3,088,624 03	.....	1,222,622 41	13,216 35	1,209,406 06
Sub-Treasury U. S., Boston, Mass. ....	124,325 95	1,222 85	123,103 10	.....	570,765 12	407,717 03	150,000 00	.....	137,374 04	233 74	137,140 30
Sub-Treasury U. S., Philadelphia, Pa. ....	127,582 08	80 23	127,501 85	75,000 00	541,635 39	637,224 67	25,000 00	.....	81,992 80	4,329 33	77,663 47
Sub-Treasury U. S., Saint Louis, Mo. ....	33,024 05	3,618 36	29,405 69	825,000 00	264,496 67	1,076,178 25	.....	.....	46,342 47	4,108 41	42,234 06
Sub-Treasury U. S., San Francisco, Cal. ....	50,498 17	3,786 96	46,711 21	.....	353,138 32	345,995 82	.....	.....	57,640 67	9,357 23	48,283 44
Sub-Treasury U. S., New Orleans, La. ....	32,541 95	4,277 98	28,263 97	300,000 00	98,670 70	406,390 49	.....	.....	24,822 16	3,966 83	20,855 33
Sub-Treasury U. S., Baltimore, Md. ....	56,059 07	350 07	55,709 00	50,173 00	148,914 87	196,187 31	.....	.....	58,959 63	391 90	58,567 73
Sub-Treasury U. S., Cincinnati, Ohio. ....	40,351 48	6,413 05	33,938 43	200,000 00	204,283 23	385,240 02	.....	43 73	59,350 96	6,350 71	53,000 25
Sub-Treasury U. S., Chicago, Ill. ....	100,437 25	217 57	100,219 68	675,000 00	320 773 10	999,604 05	.....	.....	96,606 30	225 99	96,380 31
Sub-Treasury U. S., New Orleans, La. (old account) .....	31,164 44	.....	31,164 44	.....	.....	.....	.....	.....	31,164 44	.....	31,164 44
Depository U. S., Little Rock, Ark. (old account) .....	5,823 50	.....	5,823 50	.....	.....	.....	.....	.....	5,823 50	.....	5,823 50
Depository U. S., Galveston, Tex. (old account) .....	83 36	.....	83 36	.....	.....	.....	.....	.....	83 36	.....	83 36
Depository U. S., Savannah, Ga. (old account) .....	205 76	.....	205 76	.....	.....	.....	.....	.....	205 76	.....	205 76
National Banks, Designated Depositories United States .....	6,477 41	32	6,477 09	.....	37,570 10	.....	37,840 75	205 26	6,001 50	32	6,001 18
National Bank, Merchants', Washington, D. C. ....	2,801 00	.....	2,801 00	.....	.....	.....	.....	.....	2,801 00	.....	2,801 00
<b>Total .....</b>	<b>1,160,130 98</b>	<b>30,941 60</b>	<b>1,120,189 38</b>	<b>3,301,464 78</b>	<b>10,623,621 81</b>	<b>9,919,466 97</b>	<b>3,301,464 78</b>	<b>281 52</b>	<b>1,864,004 30</b>	<b>43,646 15</b>	<b>1,820,358 15</b>
Revenues collected by Postmasters for the Quarter ended September 30, 1877, as per Warrant of Postmaster-General .....	.....	.....	.....	.....	5,699,769 93	5,699,769 93	Moneys expended by Postmasters for the same period.				
Revenues collected by Postmasters for the Quarter ended December 31, 1877, as per Warrant of Postmaster-General .....	.....	.....	.....	.....	6,003,582 57	6,003,582 57	Do.				
Revenues collected by Postmasters for the Quarter ended March 31, 1878, as per Warrant of Postmaster-General .....	.....	.....	.....	.....	6,192,363 30	6,192,363 30	Do.				
Revenues collected by Postmasters for the Quarter ended June 30, 1878, as per Warrant of Postmaster-General .....	.....	.....	.....	.....	6,182,361 94	6,182,361 94	Do.				
<b>Total receipts .....</b>					<b>24,701,699 55</b>	<b>33,997,544 71</b>	<b>Total Expenditures.</b>				

TREASURER.

The foregoing, Statement II. shows the balances and movement of moneys of the United States for the Post-Office Department, as does Statement I. for the General Treasury.

All Receipts and Pay-Warrants issued by the Postmaster-General are received and registered in the Office of the Treasurer of the United States, on account of the Post-Office Department, which is credited with the amount covered in by the former; the latter, after having been signed by the Treasurer or Assistant Treasurer, are returned to the Post-Office Department, whence they are mailed to the payees as drafts upon which payment is to be made. When paid, they are returned as vouchers by the officers paying, and, after verification of indorsements, are charged to the United States, on account of the Post-Office Department, in the Treasurer's Quarterly Account, rendered to the Auditor of the Treasury for the Post-Office Department.

Copies of the Treasurer's Quarterly Account with the United States on account of the Post-Office Department are rendered annually to the Senate and House of Representatives.

The following is a summary of the Treasurer's Quarterly Account with the United States on account of the Post-Office Department for the fiscal year 1878:

	Dr.	Cr.
To Expenditures by Warrant paid by Treasurer .....	\$9,919,466 97	
To Expenditures by Postmasters, warranted by settlement .....	24,078,077 74	
<b>Total Expenditures .....</b>	<b>33,997,544 71</b>	
Balance due the United States June 30, 1878 .....	1,864,004 30	
	<hr/>	
	35,861,549 01	
	<hr/>	
By Receipts by Warrant covered into the Treasury .....	\$10,623,340 29	
By Receipts by Postmasters, covered in by Warrant on settlement .....	24,078,077 74	
<b>Total Receipts, net .....</b>	<b>34,701,418 03</b>	
Balance due the United States June 30, 1877 .....	1,160,130 98	
	<hr/>	
	35,861,549 01	
	<hr/>	

### III.—DOCUMENTS ISSUED, RECEIVED, AND EXAMINED.

The documents enumerated below, necessary to the proper keeping of the accounts, were received or issued by this office during the fiscal year, viz:

10,455 Transcripts of Accounts received, examined, and entered in detail.
28,964 Pay-Warrants received, journalized, registered, and entered in Quarterly Account.
29,638 Drafts issued, examined, registered, and delivered or mailed.
7,080 Notices of Drafts issued, examined, and mailed to Depositaries.
23,710 Letters issued in transmittal of Drafts.
29,425 Paid Drafts received, and indorsements examined and verified.
313 Drafts returned for perfection of indorsements.
500 Transfer Orders issued, payable by express at government expense.
2,008 Transfer Letters issued, payable without expense to the government.
2,048 Transfer Letters issued, payable at government expense.
15,296 Certificates of Deposit of transfer of funds and vouchers received and verified.
2,870 Daily Statements of Liabilities and Assets of Sub-Treasuries and Depositories.
664 Statements and Reports to the Secretary of the Treasury.
1,065 Manuscript Letters.

154,036 total number of documents, &c., manipulated in connection with the accounts.

Transcripts of Account with the Treasurer of the United States are received from the Treasury of the United States (Cash Division), Washington, D. C.; the several Sub-Treasuries, Depositories, Mints, and Assay-Offices of the United States, and from National Banks, designated by the Secretary of the Treasury as depositaries of the United States, daily from some and at stated periods from others.

For the payment of all moneys out of the Treasury, drafts are issued by the Treasurer of the United States on the Pay-Warrants of the Secretary of the Treasury.

Treasury Drafts that have been paid are forwarded to the Treasurer as vouchers to accompany the transcript of the account in which he is charged with the payment of the same.

Transfer Orders are issued under the authorization of the Secretary of the Treasury, and, for the most part, used in transferring funds from one officer of the Treasury of the United States to another. The funds are generally delivered by express.

Transfer Letters are issued by the Treasurer on National Bank depositaries, and are used for the purpose of transferring funds to the several Sub-Treasuries, the expense of attending such transfers being borne by the banks.

The Daily Statements enable the Treasurer to transfer moneys, as they may be needed, from one office to another, and give him such other information as is needed for intelligent control over the accounts of the General Treasury, Post-Office Department, Transfer Accounts, Redemptions, &c.

A Daily Cash Statement is rendered to the Secretary of the Treasury, showing the available coin and currency balances.

### IV.—STATEMENT OF UNAVAILABLE FUNDS JUNE 30, 1878.

The following items of Deposit, Deficit, Default, or Failure were unavailable (not subject to draft) on June 30, 1878, viz:

	Coin.	Currency.	Total.
On deposit with the State of Maine, 1837 .....	\$955,538 25		
Vermont .....	669,086 79		
New Hampshire .....	669,086 79		
Massachusetts .....	1,338,173 58		
Connecticut .....	764,670 60		
Rhode Island .....	382,335 30		
New York .....	4,014,520 71		
Pennsylvania .....	2,867,514 78		
New Jersey .....	764,670 60		
Ohio .....	2,007,200 34		
Indiana .....	860,254 44		
Illinois .....	477,919 14		
Michigan .....	286,751 49		

	Coin.	Currency.	Total.
On deposit with the State of Delaware, 1837 .....	\$286,751 49		
Maryland .....	955,838 25		
Virginia .....	2,198,427 99		
North Carolina .....	1,433,757 39		
South Carolina .....	1,051,422 09		
Georgia .....	1,051,422 09		
Alabama .....	669,086 79		
Louisiana .....	477,919 14		
Mississippi .....	382,335 30		
Tennessee .....	1,433,757 39		
Kentucky .....	1,433,757 39		
Missouri .....	382,335 30		
Arkansas .....	286,751 49		
<b>Total on deposit with the States .....</b>	<b>28,101,644 91</b>		
Deficits and Defaults, Branch Mint United States, San Francisco, Cal., 1857 to 1869 .....	419,243 84		
Default Branch Mint United States, Dahlonega, Ga., 1861, outbreak of Rebellion .....	27,950 03		
Branch Mint United States, Charlotte, N. C., 1861, outbreak of Rebellion .....	32,000 00		
Depository United States, Galveston, Tex., 1861, outbreak of Rebellion .....	778 66		
Depository United States, Baltimore, Md., 1866, late depository .....		\$547 50	
Deficit, Depository United States, Santa Fé, N. Mex., 1866, short in remittance .....		249 90	
Failure, Venango National Bank of Franklin, Pa., 1866 .....		216,791 38	
First National Bank of Selma, Ala., 1867 .....		34,787 29	
Default, Sub-Treasury United States, New Orleans, La., 1867, May and Whitaker .....	6,703 36	668,621 86	
Sub-Treasury United States, New Orleans, La., 1867, May property .....		5,566 31	
Deficit, Sub-Treasury United States, New York, 1867, counterfeit 7-30s .....		8,750 31	
Default, Depository United States, Pittsburgh, Pa., 1867, late Depository .....		2,126 11	
Depository United States, Baltimore, Md., 1867, late Depository .....		6,900 77	
Depository United States, Baltimore, Md., 1870, late Depository .....	1,196 87		
Deficit, Treasury United States, Washington, D. C., 1875 .....		47,748 26	
Treasury United States, Washington, D. C., 1876 .....		555 85	
<b>Totals .....</b>	<b>28,589,517 67</b>	<b>992,645 54</b>	<b>\$29,582,163 21</b>

The Post-Office Department Balance "subject to draft," as shown by Statement II. is \$1,820,358.15, of which the following items of Default and Failure were unavailable (not subject to draft) on June 30, 1878, viz:

	Coin.	Currency.	Total.
Default, Sub-Treasury United States, New Orleans, La., 1861, outbreak of Rebellion .....	\$31,164 44		
Depository United States, Savannah, Ga., 1861, outbreak of Rebellion .....	205 76		
Depository United States, Galveston, Tex., 1861, outbreak of rebellion .....	83 36		
Depository United States, Little Rock, Ark., 1861, outbreak of Rebellion .....	5,823 50		
Failure, Merchants' National Bank of Washington, D. C., 1866 .....		\$2,801 00	
<b>Totals .....</b>	<b>37,277 06</b>	<b>2,801 00</b>	<b>\$40,078 06</b>

RECAPITULATION OF TOTALS.

General Treasury moneys unavailable June 30, 1878 .....	28,589,517 67	992,645 54	29,582,163 21
Post-Office Department moneys unavailable June 30, 1878 ..	37,277 06	2,801 00	40,078 06
<b>Total unavailable .....</b>	<b>28,626,794 73</b>	<b>995,446 54</b>	<b>29,622,241 27</b>

V.—WARRANTS AND DRAFTS.

The receipts were covered into the Treasury by 15,315 Revenue and Counter Warrants, and the expenditures were authorized by 28,964 Pay and Transfer Warrants, to facilitate the payment of which 29,638 drafts were issued by this office. The number of warrants and drafts issued during the last ten fiscal years is given below:

	1869.	1870.	1871.	1872.	1873.	1874.	1875.	1876.	1877.	1878.
Covering-Warrants .....	10,990	11,800	11,323	12,450	14,560	14,959	14,679	15,091	13,192	15,315
Pay-Warrants .....	27,510	25,304	25,711	27,020	31,493	33,782	33,300	32,540	33,317	28,964
Drafts .....	30,752	25,954	31,759	31,757	36,234	37,666	39,161	33,800	34,738	29,638
<b>Total General Treasury .....</b>	<b>69,252</b>	<b>63,058</b>	<b>68,793</b>	<b>71,227</b>	<b>82,287</b>	<b>86,407</b>	<b>87,140</b>	<b>81,431</b>	<b>81,247</b>	<b>73,917</b>
Post-Office Department Pay-Warrants .....	5,704	5,101	6,058	6,707	8,005	10,637	12,278	13,456	12,504	11,468
<b>Grand Total .....</b>	<b>74,956</b>	<b>68,159</b>	<b>74,851</b>	<b>77,934</b>	<b>90,292</b>	<b>97,044</b>	<b>99,418</b>	<b>94,887</b>	<b>93,841</b>	<b>85,385</b>

DR.

*The United States in account with James Gilfillan, Treasurer*

July 1, 1877, to June 30, 1878:			
To payments on warrants issued on and since July 1, 1875, viz:			
Treasury .....	\$25,375,513 43		
Quarterly Salaries .....	542,997 03		
Judiciary .....	3,378,489 09		
Diplomatic .....	1,391,065 35		
Customs .....	17,421,455 54		
Interior Civil .....	3,617,770 94		
Internal Revenue .....	4,035,605 23		
Public Debt .....	458,627,838 04		
Interior .....	32,647,149 82		
War .....	34,480,760 41		
Navy .....	20,036,809 16		
		\$601,555,454 04	
To payments on warrants issued previous to July 1, 1875:			
Treasury .....	6,581 53		
Judiciary .....	37 80		
Diplomatic .....	10 00		
Customs .....	185 28		
Interior Civil .....	884 83		
Internal Revenue .....	62,659 16		
Interior .....	278 10		
War .....	13,203 26		
Navy .....	202 54		
		84,042 50	
To balance of covered moneys June 30, 1873, viz:			\$601,639,496 54
Account of F. E. Spinner, late Treasurer United States .....	29,581,607 36		
Account of the Treasurer of the United States .....	257,377,471 39		
		286,959,078 75	286,959,078 75
To reconcile this balance with that of the General Treasury Ledger—			
Add amount of receipts not covered in:			
Account of F. E. Spinner, late Treasurer United States .....	321 27		
Account of the Treasurer of the United States .....	13,521,644 77	13,521,966 04	
		300,481,044 79	
Deduct amount of unpaid Warrants:			
Account of F. E. Spinner, late Treasurer United States .....	131,431 49		
Account of the Treasurer of the United States .....	236,193 38		
Deduct amount on deposit with the States .....	28,101,644 91	28,469,269 78	
General Treasury balance June 30, 1873 (see Statement I.) .....		272,011,775 01	888,598,575 29



URER'S QUARTERLY ACCOUNT.

of the United States, for the fiscal year ended June 30, 1878.

Cr.

July 1, 1877:			
By General Treasury balance.....	\$189,741,323 05		
To reconcile this balance with that of Treasurer's Quarterly Account—			
Add amount on deposit with the States.....	28,101,644 91		
Add amount of unpaid Warrants:			
Account of F. E. Spinner, late Treasurer United States.....	215,473 99		
Account of the Treasurer of the United States .....	362,575 30	\$218,421,017 25	
Deduct amount of receipts not covered:			
Account of F. E. Spinner, late Treasurer United States.....	6,321 27		
Account of the Treasurer of the United States .....	2,949,000 81	2,955,322 08	
Balance of covered moneys, as per Treasurer's Quarterly Account.....			\$215,465,695 17
Balance on account of F. E. Spinner, late Treasurer United States.....	29,585,805 82		
Balance on account of the Treasurer of the United States .....	185,879,889 35	215,465,695 17	
July 1, 1877, to June 30, 1878:			
By receipts covered in by Warrants:			
Miscellaneous Revenues.....	420,513,031 39		
Customs.....	130,170,680 20		
Lands.....	1,079,743 37		
Internal Revenue.....	110,581,624 74		
Miscellaneous Repayments.....	4,927,000 59		
Interior Repayments.....	878,267 43		
War Repayments.....	2,298,952 84		
Navy Repayments.....	2,672,236 70	673,131,537 26	
By amount of War Warrant No. 5195, Fourth Quarter, 1876, Caleb Tompkins, drafts paid on forged indorsements, disallowed by the First Comptroller .....		1,342 86	673,132,880 12
			888,598,575 29

## VII.—STATEMENT EXPLANATORY OF DIFFERENCES BETWEEN BALANCES OF JUNE 30, 1878.

## 1.

It will be seen by reference to Statement I. of this report that the "General Treasury Balance" subject to draft June 30, 1878, was \$272, 011, 775 01  
 And by the "Supplemental Statement" that the "Coin Balance" was \$210, 524, 558 27  
 By the "Public Debt Statement" of July 1, 1878, the cash in the Treasury at the close of business on June 30, 1878, is stated as 197, 415, 132 99 256, 823, 612 08

The differences, amounting to 13, 109, 425 28 15, 188, 162 93 are explained by the fact that the transcripts of general account, containing reports of receipts into the Treasury prior to July 1, 1878 (the amount of which is here stated), were not received at this office until after that date, from the following offices, viz:

	<i>Coin.</i>	<i>Coin and cur- rency.</i>	<i>Coin.</i>	<i>Coin and cur- rency.</i>
Sub-Treasury United States, Philadelphia....	\$28, 674 56	\$30, 277 49		
Sub-Treasury United States, Boston .....	14, 199 52	62, 793 73		
Sub-Treasury United States, Cincinnati.....	12, 847 39	22, 201 62		
Sub-Treasury United States, Chicago .....	48, 715 30	88, 085 49		
Sub-Treasury United States, Saint Louis.....	10, 077 70	21, 152 00		
Sub-Treasury United States, New Orleans.....	1, 589 71	17, 144 59		
Sub-Treasury United States, San Francisco...	674, 711 33	765, 967 94		
Depository United States, Tucson .....		8, 587 90		
National Banks, Designated Depositories United States .....		1, 101, 914 91		
First National Bank, New York City, Special Designated Depository, 4½ per cent. Funded Loan 1891 .....	9, 590, 000 00	9, 590, 000 00		
National Banks, Special Designated Deposita- ries, 4 per cent. Consols 1907 .....	1, 167, 823 22	1, 167, 823 22		
Unavailable cash, as per statement of this re- port, included in ledger balance, but not in that of the "Public Debt Statement".....	67, 432 05	987, 632 58		
Coin deposited for bonds of 4 per cent. Consols of 1907, \$500,000; coin deposited for bonds of 4½ per cent. Funded Loan of 1891, \$1,000,000; included in ledger balance, but not in "Pub- lic Debt Statement," as the bonds had not been issued .....	1, 500, 000 00	1, 500, 000 00		
Amount counter-entered on account of stand- ard silver dollars paid out at Chicago and Cincinnati .....	201, 000 00			
Currency receipts erroneously withheld from statement of cash in the Treasury July 1, 1878, on account of coin sales to that date..		26, 404 51		
Gold withheld for currency paid.....	9, 070 00			
	13, 324, 140 78	15, 389, 985 98		
Less amount of Gold Sales and Silver Pay- ments .....	14, 590 00			
Less amount of Coin Drafts omitted from state- ment.....	125 50			
Less amount of Counter-Entries of Receipts..	200, 000 00	201, 823 05		
		<u>\$13, 109, 425 28</u>	<u>\$15, 188, 162 93</u>	

## 2.

The General Treasury Balance "subject to draft," as shown by Statement I., is 272, 011, 775 01  
 To which being added the amount on deposit with the States, transferred under act of  
 Congress approved June 23, 1836 .....

28, 101, 644 91

The total balance of General Treasury Moneys is found to be 300, 113, 419 92  
 and minus the amount of difference between "Receipts not covered in" \$13, 521, 966 04  
 and "Warrants remaining unpaid" .....

367, 624 87

13, 154, 341 17

agrees with the Balance of Covered Moneys due the United States, as shown per  
 Statement VI., Treasurer's Quarterly Account.....

286, 959, 078 75

VIII.—STATEMENT OF BALANCES REMAINING TO THE CREDIT OF UNITED STATES DISBURSING-OFFICERS AND AGENTS, JUNE 30, 1878.

Offices.	Amounts.
Treasury of the United States, Washington, D. C .....	\$1,822,434 25
Sub-Treasury United States, New York, N. Y. ....	12,801,857 31
Boston, Mass .....	466,704 63
Philadelphia, Pa .....	1,614,304 31
Saint Louis, Mo .....	393,831 32
San Francisco, Cal .....	1,741,830 69
New Orleans, La .....	2,532,053 77
Baltimore, Md .....	181,206 11
Cincinnati, Ohio .....	103,287 44
Chicago, Ill .....	759,302 30
Depository United States, Tucson, Ariz .....	107,243 03
National Banks designated as depositories United States .....	3,147,048 19
Total .....	25,671,103 35

During the fiscal year, 7,552 "Lists of balances standing to the credit of United States disbursing-officers and agents" were received by this office; 61,423 "Statements of public funds" and "Abstracts of weekly statements" were received for examination, comparison, and certification, and returned to the bureaus and departments from which sent; and 133 letters were written in regard to errors and corrections.

IX.—STATEMENT BY CLASSES OF UNITED STATES DISBURSING-OFFICERS AND AGENTS.

Classes.	Report- ing.	Not report- ing.	Totals.
<b>Army:</b>			
Quartermasters .....	237	154	391
Commissaries .....	119	60	179
Recruiting officers .....	43	7	50
Paymasters .....	53	9	62
Engineer officers .....	49	11	60
Ordnance officers .....	28	8	36
Medical officers .....	4	1	5
Signal Service officers .....	5	2	7
Engineer agents .....	2	0	2
Superintendent Military Academy .....	0	1	1
Chief disbursing-officer .....	1	0	1
Staff officers .....	5	3	8
<b>Navy:</b>			
Pay-directors .....	5	1	6
Pay-inspectors .....	5	5	10
Paymasters .....	19	14	33
Passed assistant paymasters .....	4	6	10
<b>Civil:</b>			
Collectors of customs .....	120	22	142
Surveyors of customs .....	12	14	26
Superintendents of life-saving service .....	8	2	10
Collectors of internal revenue .....	85	31	116
United States marshals .....	65	9	74
Officers Light-House Board .....	28	7	35
Supervising Architect disbursing-agents .....	23	6	29
United States Indian agents .....	64	65	129
Superintendents of Indian Affairs .....	3	9	12
Department disbursing-clerks .....	4	4	8
Pension agents .....	31	0	31
Other disbursing agents .....	14	45	59
Commissioner of Northern Boundary Survey .....	0	1	1
Receivers of public moneys .....	93	6	99
Totals .....	1,129	503	1,632

X.—STATEMENT OF THE NUMBER OF NATIONAL BANKS ORGANIZED, FAILED, IN VOLUNTARY LIQUIDATION, AND REDUCING CIRCULATION, TO JUNE 30, 1878.

The number of national banks which had deposited securities for their circulation to June 30, 1877, was .....	2,364
The number organized during the fiscal year 1878 was .....	25
<b>Total number organized to July 1, 1878 .....</b>	<b>2,389</b>
The number that failed prior to July 1, 1877, was .....	57
The number that failed during the fiscal year 1878 was .....	13
<b>Total .....</b>	<b>70</b>
The number that went into voluntary liquidation prior to July 1, 1877, was .....	208
The number that went into voluntary liquidation during the fiscal year 1878 was .....	42
<b>Total .....</b>	<b>250</b>
The number that went into voluntary liquidation and have since failed is .....	6
<b>Total number in voluntary liquidation June 30, 1878 .....</b>	<b>244</b>
Number of banks doing business June 30, 1878 .....	2,075
<b>Total .....</b>	<b>2,389</b>

*Under act June 20, 1874.*

Total deposits to reduce circulation, to June 30, 1878 .....	\$64,981,685
Total deposits to reduce circulation, to June 30, 1877 .....	58,787,315
<b>Amount deposited during fiscal year 1878 .....</b>	<b>6,194,370</b>
The number of national banks that made deposits to reduce their circulation under act June 20, 1874, to June 30, 1877, was .....	552
The number that made deposits during fiscal year 1878 was .....	62
<b>Total .....</b>	<b>614</b>

XI.—LIST OF NATIONAL BANKS WHICH FAILED DURING THE FISCAL YEAR 1878.

State.	Place.	Title.
Colorado .....	Georgetown .....	First National Bank.
Illinois .....	Chicago .....	Third National Bank.
Do .....	do .....	Central National Bank.
Indiana .....	Delphi .....	First National Bank.
Missouri .....	Kansas City .....	Commercial National Bank.
Do .....	do .....	First National Bank.
New York .....	Tarrytown .....	First National Bank.
Do .....	Greenwich .....	Washington County National Bank.
Pennsylvania .....	Lock Haven .....	Lock Haven National Bank.
Do .....	Ashland .....	First National Bank.
Do .....	Allentown .....	First National Bank.
Do .....	Waynesburg .....	First National Bank.
Texas .....	Dallas .....	First National Bank.

XII.—LIST OF NATIONAL BANKS WHICH WENT INTO VOLUNTARY LIQUIDATION DURING THE FISCAL YEAR 1878.

State.	Place.	Title.
Connecticut	New London	First National Bank.
Colorado	Lake City	First National Bank.
Illinois	Streator	First National Bank.
Do	Saint Charles	Kane County National Bank.
Do	Prophetstown	First National Bank.
Do	Chicago	German National Bank.
Indiana	Union City	First National Bank.
Do	La Fayette	Second National Bank.
Do	Sullivan	First National Bank.
Do	Tell City	First National Bank.
Iowa	Boone	First National Bank.
Kansas	Paola	First National Bank.
Do	Fort Scott	Merchants' National Bank.
Do	Wyandott	First National Bank.
Massachusetts	Boston	Eleventh Ward National Bank.
Do	Worcester	Security National Bank.
Michigan	Adrian	First National Bank.
Do	Negaunee	First National Bank.
Do	Jackson	First National Bank.
Do	Muir	First National Bank.
Missouri	Pleasant Hill	First National Bank.
Do	Independence	First National Bank.
Do	Carthage	First National Bank.
Do	Saint Louis	Second National Bank.
Minnesota	Minneapolis	State National Bank.
New York	Troy	The National Exchange Bank.
Do	New York	Tenth National Bank.
Do	Nyack	Rockland County National Bank.
Do	Gloversville	The National Bank.
Ohio	Napoleon	First National Bank.
Do	Minerva	First National Bank.
Do	Lancaster	First National Bank.
Do	Portsmouth	Kinney National Bank.
Do	Pomeroy	First National Bank.
Do	Middleport	First National Bank.
Do	Washington (C. H.)	First National Bank.
Pennsylvania	Ashland	First National Bank.
Do	Scranton	Second National Bank.
Rhode Island	Wakefield	The National Exchange Bank.
Vermont	Chelsea	Orange County National Bank.
Wisconsin	Green Bay	First National Bank.
Do	Eau Claire	First National Bank.

XIII.—STATEMENT OF SEMI-ANNUAL DUTY PAID BY NATIONAL BANKS FOR THE CALENDAR YEARS 1864 TO 1877, INCLUSIVE.

Year.	On circulation.	On deposits.	On capital.	Total.
1864	\$287,836 80	\$413,054 61	\$55,661 47	\$756,552 88
1865	1,371,170 52	2,103,797 57	316,916 72	3,791,884 81
1866	2,638,396 35	2,668,674 72	350,545 29	5,657,616 36
1867	2,934,685 63	2,518,780 65	314,899 42	5,768,365 70
1868	2,955,394 60	2,657,235 91	299,126 21	5,911,756 72
1869	2,956,168 02	2,525,571 87	349,147 97	5,830,887 86
1870	2,941,381 41	2,694,480 26	381,598 67	6,017,460 34
1871	3,092,797 56	3,027,767 58	385,247 07	6,505,812 21
1872	3,282,597 46	3,144,839 45	418,883 75	6,846,320 66
1873	3,393,619 18	3,145,467 26	471,967 08	7,011,053 52
1874	3,366,793 92	3,427,576 31	476,388 17	7,270,758 40
1875	3,194,592 29	3,557,050 00	565,889 51	7,317,531 80
1876	2,964,341 17	3,441,560 68	670,184 44	7,076,086 29
1877	2,905,879 66	3,383,622 32	613,071 43	6,902,573 41
Total	38,285,654 57	38,709,479 19	5,669,527 20	82,664,660 96

XIV.—EXAMINATION OF SECURITIES UNDER SECTION 5166, REVISED STATUTES.

One thousand eight hundred and twenty-three examinations of the securities held in trust for national banks were made during the fiscal year 1878.

XV.—STATEMENT OF THE NUMBER OF NATIONAL-BANK DEPOSITARIES.

The number of national-bank depositaries of the United States on June 30, 1877, was	145
Number designated in fiscal year 1878	3
Number discontinued in fiscal year 1878	14
Number of depositaries June 30, 1878	124

XVI.—STATEMENT BY LOANS OF UNITED STATES BONDS HELD IN TRUST FOR NATIONAL BANKS JUNE 30, 1878, AND OF CHANGES DURING FISCAL YEAR 1878, IN CHARACTER OF BONDS HELD.

Title of loan.	Bonds held in trust.			Deposits and withdrawals of United States bonds.					
				Circulation.			Deposits.		
	For circulation.	For public deposits.	Total.	Deposited.	Withdrawn.	Increase.	Deposited.	Withdrawn.	Decrease.
<b>6 PER CENT. COIN.</b>									
February 8, 1861.....	\$2,443,000	\$99,000	-----	\$115,000	\$420,000	-----	-----	\$40,000	-----
July 17, and August 5, 1861.....	35,851,800	790,800	-----	2,021,100	4,617,300	-----	\$30,000	192,000	-----
March 3, 1863.....	20,242,900	609,000	-----	636,600	2,035,700	-----	162,000	171,000	-----
Oregon War Debt.....	-----	31,900	-----	-----	-----	-----	-----	-----	-----
Five-Twenties of 1865.....	3,000	1,000	-----	-----	34,000	-----	-----	25,000	-----
Consols of 1865.....	7,266,800	60,600	-----	6,630,000	5,318,050	-----	-----	520,450	-----
Consols of 1867.....	7,939,700	1,813,550	-----	1,077,400	1,715,150	-----	15,500	427,000	-----
Consols of 1868.....	1,974,000	278,000	-----	482,000	704,000	-----	-----	-----	-----
<b>5 PER CENT. COIN.</b>									
March 3, 1864—Ten-Forties.....	73,596,700	3,683,800	-----	1,537,700	7,049,800	-----	985,000	1,322,000	-----
Funded Loan of 1881.....	125,917,850	3,380,900	-----	5,552,950	7,177,350	-----	436,000	1,254,000	-----
<b>4½ PER CENT. COIN.</b>									
Funded Loan of 1891.....	48,448,650	1,880,000	-----	12,527,400	8,451,000	-----	297,500	337,000	-----
<b>4 PER CENT. COIN.</b>									
Consols of 1907.....	19,162,000	1,091,450	-----	20,613,000	1,451,000	-----	1,221,450	130,000	-----
<b>6 PER CENT. CURRENCY.</b>									
Pacific Railway (currency) sixes.....	6,700,000	143,000	-----	252,000	1,639,000	-----	-----	248,000	-----
Personal Bonds.....	-----	480,000	-----	-----	-----	-----	-----	3,000,000	-----
	349,546,400	14,338,000	\$363,884,400	51,445,150	40,612,350	\$10,832,800	3,147,450	7,666,450	\$4,519,000

XVII.—BONDS AND STOCKS OF THE INDIAN TRUST-FUND IN CUSTODY OF THE TREASURER UNITED STATES UNDER ACT OF CONGRESS APPROVED JUNE 10, 1876.

Stocks and bonds of—	Registered.	Coupon.	Total.
Arkansas: Funded Debt.....		\$168,000 00	\$168,000 00
Florida: State Stocks.....		132,000 00	132,000 00
Indiana: Wabash and Erie Canal Bonds.....		6,000 00	6,000 00
Louisiana: State Stocks.....		37,000 00	37,000 00
Maryland: State Stocks.....	\$8,350 17		8,350 17
North Carolina: State Stocks.....		192,000 00	192,000 00
South Carolina: State Stocks.....		125,000 00	125,000 00
Tennessee: State Stocks.....	191,666 66½	144,000 00	335,666 66½
Tennessee: Nashville and Chattanooga Railroad Bonds.....		512,000 00	512,000 00
Virginia: State Stocks.....		581,800 00	581,800 00
Virginia: Richmond and Danville Railroad Bonds.....	3,500 00	100,000 00	103,500 00
Virginia: Chesapeake and Ohio Canal Bonds.....		13,000 00	13,000 00
<i>United States Stock.</i>			
July and August, 1861.....	500 00		500 00
July 1, 1862, and July 2, 1864 (Pacific Railroad Bonds).....	280,000 00		280,000 00
March 3, 1864, Ten-Forties.....	86,400 00		86,400 00
March 3, 1865, Consols 1865.....	675,950 00		675,950 00
March 3, 1865, Consols 1867.....	399,950 00		399,950 00
March 3, 1865, Consols 1868.....	10,000 00		10,000 00
Funded Loan of 1881.....	1,407,200 00		1,407,200 00
Totals July 1, 1878.....	3,063,516 83½	2,010,800 00	5,074,316 83½

## XVIII.—STATEMENT OF UNITED STATES LEGAL-

Denomination.	Legal-Tender Notes, first issue.		Legal-Tender Notes, series of 1869.	
	Total issued.	Outstanding June 30, 1878.	Total issued.	Outstanding June 30, 1878.
One Dollar .....	\$28,351,348	\$886,378 85	\$42,456,812	\$1,964,999 65
Two Dollars .....	34,071,128	751,866 40	50,511,920	3,014,524 60
Five Dollars .....	101,000,000	2,307,392 75	50,581,760	16,848,338 75
Ten Dollars .....	118,010,000	6,645,157 00	85,221,240	37,231,848 00
Twenty Dollars .....	102,920,000	5,314,925 00	73,162,400	35,505,848 00
Fifty Dollars .....	30,055,200	697,245 00	30,200,000	7,088,885 00
One hundred Dollars .....	40,000,000	1,040,310 00	37,104,000	13,429,460 00
Five hundred Dollars .....	58,986,000	705,000 00	44,890,000	764,500 00
One thousand Dollars .....	155,928,000	898,500 00	79,700,000	29,721,000 00
To al .....		19,246,775 00		145,569,404 00
Deduct on account of unknown denominations destroyed in Chicago fire of 1871 .....		135,000 00		865,000 00
Total .....	669,321,676	19,111,775 00	493,828,132	144,704,404 00

Denomination .	Legal-Tender Notes, series of 1875.		
	Issued during fiscal year 1878.	Issued to June 30, 1878.	Outstanding June 30, 1878.
One Dollar .....	\$7,546,351	\$25,879,943	\$15,134,396 40
Two Dollars .....	6,288,000	18,704,000	13,129,573 60
Five Dollars .....	15,820,000	43,000,000	35,553,825 00
Ten Dollars .....	11,180,000	23,620,000	21,434,639 00
Twenty Dollars .....	9,200,000	24,400,000	21,899,870 00
Fifty Dollars .....	2,000,000	2,000,000	1,923,100 00
One hundred Dollars .....	3,734,800	15,200,000	14,561,200 00
Five hundred Dollars .....	4,817,000	22,750,000	15,324,500 00
One thousand Dollars .....			
Total .....			
Deduct on account of unknown denominations destroyed in Chicago fire of 1871 .....			
Total .....	60,586,151	175,553,943	138,961,104 00



TENDER NOTES ISSUED AND OUTSTANDING.

Legal-Tender Notes, series of 1874.			Issued during fiscal year 1878.	Total issued to June 30, 1878.	Outstanding June 30, 1878.
Issued during fiscal year 1878.	Total issued to June 30, 1878.	Outstanding June 30, 1878.			
\$16,000	\$18,988,000 16,520,000	\$2,944,099 40 4,014,983 60	\$16,000	\$89,796,160 101,103,048 151,581,760 203,231,240 176,082,400 84,715,200 77,104,000 131,876,000 235,628,000	\$5,795,477 90 7,781,374 60 19,155,731 50 43,877,005 00 40,820,773 00 24,204,030 00 14,469,770 00 15,554,000 00 30,619,500 00
200,000	24,460,000 28,000,000	16,477,900 00 14,084,500 00	200,000		
216,000	87,968,000	37,521,483 00			
Legal-Tender Notes, series of 1878.			Issued during fiscal year 1878.	Total issued to June 30, 1878.	Outstanding June 30, 1878.
Issued during fiscal year 1878.	Issued to June 30, 1878.	Outstanding June 30, 1878.			
			7,546,351 6,288,000 15,820,000 11,380,000 9,200,000 3,000,000 6,408,600 4,817,000 2,600,000	25,879,943 18,704,000 43,000,000 23,820,000 24,400,000 3,000,000 17,873,800 22,750,000 2,600,000	15,134,396 40 13,129,573 60 35,553,825 00 21,634,639 00 21,899,870 00 2,918,650 00 17,154,900 00 15,324,500 00 2,593,000 00
\$200,000	\$200,000	\$200,000 00			
1,000,000	1,000,000	995,550 00			
2,673,800	2,673,800	2,593,700 00			
2,600,000	2,600,000	2,593,000 00			
					347,681,016 00
					1,000,000 00
6,473,800	6,473,800	6,382,250 00	67,275,951	1,433,145,551	346,681,016 00

## XIX.—STATEMENT OF UNITED STATES FRACTIONAL

Denomination.	First issue.		Second issue.	
	Total issued.	Outstanding June 30, 1878.	Total issued.	Outstanding June 30, 1878.
Three Cents .....				
Five Cents .....	\$2,242,889	\$1,028,987 66	\$2,794,826 10	\$699,480 74
Ten Cents .....	4,115,378	1,245,118 80	6,176,084 30	913,470 18
Fifteen Cents .....				
Twenty-five Cents .....	5,225,696	1,040,856 35	7,648,341 25	746,916 97
Fifty Cents .....	8,631,672	973,144 81	6,545,232 00	751,998 00
Total .....				
Deduct on account of unknown denominations destroyed .....				
Total .....	20,215,635	4,288,107 62	23,164,483 65	3,111,865 89

Denomination.	Fourth issue, second series.		Fourth issue, third series.
	Total issued.	Outstanding June 30, 1878.	Total issued.
Three Cents .....			
Five Cents .....			
Ten Cents .....			
Fifteen Cents .....			
Twenty-five Cents .....			
Fifty Cents .....	\$43,024,000 00	\$717,377 65	\$24,799,600 00
Total .....			
Deduct on account of unknown denominations destroyed .....			
Total .....	43,024,000 00	717,377 65	24,799,600 00

## XX.—STATEMENT OF UNITED STATES DEMAND AND

Denomination.	Old Demand Notes.		One-Year Notes of 1863.		Two-Year Notes of '63.
	Total issued.	Outstanding June 30, 1878.	Total issued.	Outstanding June 30, 1878.	Total issued.
Five Dollars .....	\$21,800,000	\$24,752 50			
Ten Dollars .....	20,030,000	22,805 00	\$6,200,000	\$10,405	
Twenty Dollars .....	18,200,000	14,740 00	16,440,000	22,860	
Fifty Dollars .....			8,240,000	8,850	\$6,800,000
One Hundred Dollars .....			13,640,000	9,500	9,680,000
Five Hundred Dollars .....					
One Thousand Dollars .....					
Total .....				51,615	
Deduct on account of unknown denominations destroyed .....				90	
Total .....	60,030,000	62,297 50	44,520,000	51,525	16,480,000

## XXI.—STATEMENT OF LEGAL-TENDER

	One Dollar.	Two Dollars.	Five Dollars.	Ten Dollars.
Series of 1875 .....	\$332,057	\$3,712,000	\$3,220,000	
Series of 1878 .....	288,000		1,840,000	\$2,040,000
Total .....	620,057	3,712,000	5,060,000	2,040,000

CURRENCY ISSUED AND OUTSTANDING.

Third issue.		Fourth issue, first series.		Total issued.	Total outstanding June 30, 1878.
Total issued.	Outstanding June 30, 1878.	Total issued.	Outstanding June 30, 1878.		
\$601,923 90	\$90,558 88	-----	-----	\$601,923 90	\$90,558 88
657,002 75	132,761 63	-----	-----	5,694,717 85	1,861,230 03
16,976,134 50	1,057,430 22	\$34,940,960 00	\$1,425,566 70	62,208,556 80	4,641,585 90
1,352 40	1,277 18	5,304,216 00	265,442 76	5,305,568 40	266,719 94
31,143,188 75	911,250 85	58,922,256 00	1,110,750 07	102,939,482 00	3,809,774 24
36,735,426 50	822,110 00	9,576,000 00	166,320 00	61,488,330 50	2,713,572 81
-----	-----	-----	-----	-----	-----
-----	-----	-----	2,968,079 53	-----	-----
-----	-----	-----	32,000 00	-----	-----
86,115,028 80	3,015,388 76	108,743,432 00	2,936,079 53	-----	-----

Fourth issue, third series.	Fifth issue.		Total issued.	Total outstanding June 30, 1878.
Outstanding June 30, 1878.	Total issued.	Outstanding June 30, 1878.		
-----	-----	-----	-----	-----
-----	\$19,989,900 00	\$677,626 61	19,989,900 00	677,626 61
-----	36,092,000 00	1,050,681 31	36,092,000 00	1,050,681 31
\$357,705 10	6,580,000 00	392,936 30	74,403,600 00	1,468,019 05
-----	-----	-----	-----	16,579,768 77
-----	-----	-----	-----	32,000 00
357,705 10	62,661,900 00	2,121,244 22	368,724,079 45	16,547,768 77

INTEREST NOTES ISSUED AND OUTSTANDING.

Two-Year Notes of 1863.	Two-Year Coupon Notes of 1863.		Compound-Interest Notes.		Total amount of Interest-Notes issued.	Outstanding June 30, 1878.
	Total issued.	Outstanding June 30, 1878.	Total issued.	Outstanding June 30, 1878.		
-----	-----	-----	\$23,285,200	\$41,170	\$29,485,200	\$51,575
-----	-----	-----	30,125,840	63,710	46,565,840	86,570
\$8,950	\$5,905,600	\$2,700	60,824,000	95,400	81,769,600	115,900
6,200	14,484,400	9,100	45,094,400	51,500	82,898,800	76,300
-----	40,302,000	1,500	67,846,000	16,000	108,148,000	17,500
-----	89,308,000	21,000	39,420,000	7,000	128,728,000	28,000
-----	-----	34,300	-----	-----	-----	375,845
-----	-----	10,500	-----	-----	-----	10,590
15,150	150,000,000	23,800	266,595,440	274,780	477,595,440	365,255

NOTES, IN RESERVE, UNISSUED.

Twenty Dollars.	Fifty Dollars.	One Hundred Dollars.	Five Hundred Dollars.	One Thousand Dollars.	Total.
\$600,000	-----	-----	\$5,650,000	-----	\$13,514,057
3,280,000	\$1,000,000	\$3,326,200	2,000,000	\$9,400,000	23,174,200
3,880,000	1,000,000	3,326,200	7,650,000	9,400,000	36,688,257

XXII.—STATEMENT OF UNITED STATES CURRENCY OUTSTANDING AT THE CLOSE OF THE FISCAL YEARS 1862 TO 1878, INCLUSIVE.

Title.	1862.	1863.	1864.	1865.	1866.	1867.	1868.	1869.
Old Demand Notes .....	\$51,105,235 00	\$3,384,000 00	\$789,037 50	\$472,603 50	\$272,162 75	\$208,432 50	\$143,912 00	\$123,739 25
Legal-Tender Notes, first issue .....	96,620,000 00	387,646,589 00	447,300,203 10	431,066,427 99	400,780,305 85	371,783,597 00	356,000,000 00	356,000,000 00
One-Year Notes of 1863 .....	.....	.....	44,520,000 00	8,467,570 00	2,151,465 50	794,687 00	458,557 00	220,517 00
Two-Year Notes of 1863 .....	.....	.....	16,480,000 00	7,715,950 00	5,209,522 50	396,950 00	188,402 50	84,752 50
Two-Year Coupon Notes of 1863 .....	.....	.....	111,620,550 00	34,441,650 00	1,078,552 50	134,252 50	69,252,50	42,502 50
Compound-Interest Notes .....	.....	.....	6,060,000 00	191,721,470 00	172,369,941 00	134,774,981 00	54,608,230 00	3,063,410 00
Fractional Currency, first issue .....	.....	20,192,456 00	14,819,156 00	9,915,408 66	7,030,700 78	5,497,534 93	4,881,091 27	4,605,708 52
Fractional Currency, second issue .....	.....	.....	7,505,127 10	12,798,130 60	7,937,024 57	4,975,827 08	3,924,075 22	3,528,163 65
Fractional Currency, third issue .....	.....	.....	.....	2,319,589 50	12,041,150 01	18,001,261 01	23,922,741 98	23,980,765 19
Total .....	147,725,235 00	411,223,045 00	649,094,073 70	698,918,800 25	608,870,825 46	536,567,523 02	444,196,262 47	391,649,558 61

Title.	1870.	1871.	1872.	1873.	1874.	1875.	1876.	1877.	1878.
Old Demand Notes .....	\$106,256 00	\$96,505 50	\$88,296 25	\$79,967 50	\$76,732 50	\$70,107 50	\$66,917 50	\$63,962 50	\$62,297 50
Legal-Tender Notes, first issue .....	289,145,032 00	181,806,518 00	123,271,568 00	83,622,694 00	58,262,963 00	37,952,281 00	27,859,978 00	22,489,983 00	19,111,775 00
Legal-Tender Notes, series of 1869 .....	66,854,968 00	174,193,482 00	234,228,432 00	272,377,306 00	323,736,110 00	284,117,402 00	226,398,115 00	181,392,683 00	144,704,404 00
Legal-Tender Notes, series of 1874 .....	.....	.....	.....	.....	.....	53,701,897 00	62,591,604 00	53,919,212 00	37,521,483 00
Legal-Tender Notes, series of 1875 .....	.....	.....	.....	.....	.....	.....	52,922,587 00	101,962,454 00	138,961,104 00
Legal-Tender Notes, series of 1878 .....	.....	.....	.....	.....	.....	.....	.....	.....	6,382,250 00
One-Year Notes of 1863 .....	160,347 00	128,037 00	109,967 00	88,705 00	77,155 00	66,525 00	61,455 00	55,835 00	51,525 00
Two-Year Notes of 1863 .....	56,402 50	44,502 50	36,402 50	28,200 00	23,600 00	20,850 00	19,100 00	16,500 00	15,150 00
Two-Year Coupon Notes of 1863 .....	37,202 50	33,452 50	31,852 50	31,250 00	30,050 00	26,800 00	24,850 00	23,950 00	23,800 00
Compound-Interest Notes .....	2,191,670 00	814,280 00	623,010 00	499,780 00	429,080 00	371,470 00	331,260 00	300,260 00	274,780 00
Fractional Currency, first issue .....	4,476,995 87	4,414,025 04	4,391,299 09	4,376,979 15	4,335,875 69	4,328,338 13	4,294,854 92	4,291,110 35	4,288,107 62
Fractional Currency, second issue .....	3,273,191 03	3,218,156 37	3,190,283 51	3,180,406 27	3,146,345 12	3,139,847 09	3,117,076 28	3,114,151 39	3,111,865 89
Fractional Currency, third issue .....	10,666,556 52	5,617,535 75	4,039,955 26	3,481,500 36	3,258,252 02	3,164,643 98	3,067,144 83	3,036,125 07	3,015,388 76
Fractional Currency, fourth issue, first series .....	21,461,941 06	27,333,157 40	29,234,297 41	22,095,096 41	15,807,834 91	6,984,687 48	4,319,001 08	3,304,311 18	2,936,079 53
Fractional Currency, fourth issue, second series .....	.....	.....	.....	11,665,383 25	.....	.....	.....	.....	.....
Fractional Currency, fourth issue, third series .....	.....	.....	.....	.....	9,851,322 50	6,395,821 85	2,011,456 65	724,907 70	357,705 10
Fractional Currency, fifth issue .....	.....	.....	.....	.....	5,399,129 10	16,331,357 31	16,575,335 08	5,120,695 40	2,121,244 22
Total .....	398,430,562 48	397,699,652 06	399,245,363 52	401,527,267 94	428,547,693 84	418,456,756 69	404,722,461 89	380,627,976 84	363,656,337 27

XXIII.—GENERAL STATEMENT OF REDEMPTIONS, DISCOUNTS, AND DESTRUCTIONS OF CIRCULATING NOTES.

Issues.	Redemptions.		
	To June 30, 1877.	In fiscal year 1878.	To June 30, 1878.
Old Demand Notes .....	\$59,963,908 75	\$1,665 00	\$59,965,573 75
Legal-Tender Notes .....	1,007,003,401 50	80,359,267 00	1,087,362,668 50
One and Two Year Notes of 1863 .....	210,903,323 00	5,810 00	210,909,133 00
Compound-Interest Notes .....	266,294,700 00	25,480 00	266,320,180 00
Fractional Currency .....	348,195,985 27	3,855,368 57	352,051,353 84
Notes of failed, liquidating, and reducing National Banks .....	70,942,242 25	12,009,875 50	82,952,117 75
Totals .....	1,963,303,560 77	96,257,466 07	2,059,561,026 84

Issues.	Deductions on account of mutilations.			Total.
	To June 30, 1877.	In fiscal year 1878.	To June 30, 1878.	Face value of notes redeemed.
Old Demand Notes .....	\$2,128 75	.....	\$2,128 75	\$59,967,702 50
Legal-Tender Notes .....	119,640 50	\$12,135 00	131,775 50	1,087,494,444 00
One and Two Year Notes of 1863 .....	392 00	.....	392 00	210,909,525 00
Compound-Interest Notes .....	480 00	.....	480 00	266,320,660 00
Fractional Currency .....	137,108 70	2,734 09	139,842 79	352,191,196 63
Notes of failed, liquidating, and reducing National Banks .....	960 75	137 50	1,098 25	82,953,216 00
Totals .....	260,710 70	15,006 59	275,717 29	2,059,836,744 13

## XXIV.—STATEMENT OF GOLD-CERTIFICATES

	Denomination.				
	\$20.	\$100.	\$500.	\$1,000.	\$5,000.
Old issue:					
Issued to June 30, 1876 .....	\$960,000	\$11,644,900	\$9,000,000	\$60,000,000	\$323,000,000
Destroyed to May 9, 1873 .....	916,400	11,619,500	8,994,000	59,979,000	322,940,000
Redeemed from May 10, 1873, to June 30, 1876 .....	41,600	15,400	4,000	6,000	45,000
Outstanding .....	2,000	10,000	2,000	15,000	15,000
	960,000	11,644,900	9,000,000	60,000,000	323,000,000
Series of 1870, 1871, and 1875:					
Issued to June 30, 1877 .....		6,817,600	21,513,000	55,609,000	122,380,000
Issued in fiscal year .....		1,448,400	1,795,000	4,534,000	8,275,000
Issued to June 30, 1878 .....		8,266,000	23,308,000	60,143,000	130,655,000
Destroyed to May 9, 1873 .....		955,000	6,212,000	21,238,000	40,655,000
Redeemed from May 10, 1873, to June 30, 1877 .....		4,668,000	12,285,000	28,293,000	75,745,000
Redeemed in fiscal year 1878 .....		1,815,000	1,791,000	4,422,000	8,870,000
Outstanding .....		1,328,000	3,020,000	6,190,000	5,385,000
		8,266,000	23,308,000	60,143,000	130,655,000
Special:					
On account of Geneva Award .....					
Recapitulation:					
Issued in fiscal year 1878 .....		1,448,400	1,795,000	4,534,000	8,275,000
Total issued .....	960,000	19,910,900	32,308,000	120,143,000	453,655,000
Redeemed in fiscal year 1878 .....		1,815,000	1,791,000	4,422,000	8,870,000
Total redeemed .....	958,000	18,572,900	29,286,000	113,938,000	448,255,000
Total outstanding .....	2,000	1,888,000	3,022,000	6,205,000	5,400,000
Total issued .....					
Series of 1870, 1871, and 1875 on hand in New York, unissued .....		134,000	692,000	1,757,000	4,345,000
In Washington in reserve, unissued .....		1,500,000	1,000,000	8,500,000	2,500,000
Old series destroyed, unissued .....	160	800	4,000	8,000	40,000
Series of 1875 destroyed, unissued .....		2,100,000	2,361,000	2,949,000	68,485,000
Received from Printing Bureau:					
Old series .....	960,160	11,645,700	9,004,000	60,008,000	323,040,000
Series of 1870, 1871, and 1875 .....		12,000,000	27,361,000	73,349,000	205,985,000
Issued (not received from Printing Bureau) on account Geneva Award .....					

## XXV.—STATEMENT OF GOLD CERTIFICATES ISSUED AND REDEEMED AT WASHINGTON AND NEW YORK.

Washington certificates:			
Issued and redeemed .....			\$22,853,480 46
New York certificates:			
On hand unissued June 30, 1877 .....	\$18,550,400		
Issued to June 30, 1877 .....		\$895,621,600	
Forwarded for issue to June 30, 1877 .....			914,172,000 00
Forwarded for issue in fiscal year 1878 .....	49,880,000		49,880,000 00
	68,430,400		
Issued in fiscal year 1878 .....	50,342,400	50,342,400	
On hand unissued June 30, 1878 .....	18,088,000		
Total issued .....		945,964,000	
Total forwarded for issue .....			964,052,000 00
Total redeemed .....		901,597,000	
Outstanding .....		44,367,000	



XXVII.—STATEMENT OF CURRENCY-CERTIFICATES (SECTION 5193, REVISED STATUTES) ISSUED, REDEEMED, AND OUTSTANDING.

By whom issued.	Denomina- tion.	Received from Treas- urer U. S. for issue.		In hand offices, un- issued.	Issued.		Redeemed.		Outstanding, as re- ported from of- fices, June 30, 1878.	Redeemed, but not returned to Treas- urer.		Outstanding, as shown by public debt state- ment.	
		In fiscal year 1878.	To June 30, 1878.		In fiscal year 1878.	To June 30, 1878.	In fiscal year 1878.	To June 30, 1878.					
Assistant Treasurer United States, New York.....	\$5, 000	.....	\$21, 000, 000	\$880, 000	\$1, 035, 000	\$20, 120, 000	\$4, 230, 000	\$18, 075, 000	\$2, 045, 000	\$31, 175, 000	\$45, 000	\$325, 000	\$31, 500, 000
	10, 000	\$47, 000, 000	255, 000, 000	2, 650, 000	48, 080, 000	252, 350, 000	49, 190, 000	223, 220, 000	29, 130, 000		280, 000		
Assistant Treasurer United States, Boston.....	5, 000	2, 500, 000	13, 500, 000	550, 000	2, 285, 000	12, 950, 000	1, 950, 000	11, 640, 000	1, 310, 000	3, 290, 000	40, 000	150, 000	*3, 400, 000
	10, 000	5, 000, 000	36, 500, 000	8, 580, 000	36, 500, 000	9, 290, 000	34, 520, 000	1, 980, 000	1, 980, 000				
Assistant Treasurer United States, Philadelphia.....	5, 000	1, 500, 000	14, 000, 000	590, 000	975, 000	13, 410, 000	1, 755, 000	12, 740, 000	670, 000	5, 230, 000	.....	.....	5, 230, 000
	10, 000	11, 000, 000	66, 500, 000	1, 350, 000	11, 950, 000	65, 150, 000	15, 960, 000	60, 590, 000	4, 560, 000				
Assistant Treasurer United States, Baltimore.....	5, 000	2, 000, 000	9, 000, 000	425, 000	1, 695, 000	8, 575, 000	1, 765, 000	8, 005, 000	570, 000	1, 880, 000	15, 000	65, 000	1, 945, 000
	10, 000	6, 000, 000	25, 000, 000	950, 000	5, 380, 000	24, 050, 000	5, 530, 000	22, 740, 000	1, 310, 000		50, 000		
Assistant Treasurer United States, Cincinnati.....	5, 000	.....	2, 500, 000	535, 000	360, 000	1, 965, 000	590, 000	1, 725, 000	240, 000	520, 000	.....	30, 000	550, 000
	10, 000	2, 000, 000	8, 000, 000	1, 590, 000	970, 000	6, 410, 000	1, 100, 000	6, 130, 000	280, 000				
Assistant Treasurer United States, Chicago.....	5, 000	500, 000	2, 500, 000	.....	750, 000	2, 500, 000	680, 000	2, 120, 000	380, 000	2, 860, 000	.....	.....	†2, 840, 000
	10, 000	3, 000, 000	8, 000, 000	360, 000	2, 900, 000	7, 640, 000	2, 150, 000	5, 160, 000	2, 480, 000				
Assistant Treasurer United States, Saint Louis.....	5, 000	.....	1, 500, 000	770, 000	200, 000	730, 000	155, 000	565, 000	165, 000	1, 225, 000	.....	.....	1, 225, 000
	10, 000	.....	4, 000, 000	.....	1, 520, 000	4, 000, 000	1, 060, 000	2, 940, 000	1, 060, 000				
Treasurer United States, Washing- ton.....	5, 000	.....	7, 500, 000	345, 000	.....	7, 155, 000	.....	7, 120, 000	35, 000	65, 000	.....	.....	65, 000
	10, 000	.....	2, 000, 000	540, 000	.....	1, 460, 000	20, 000	1, 430, 000	30, 000				
		80, 500, 000	476, 500, 000										
On hand in offices, unissued.....				11, 535, 000									
Issued in fiscal year 1878.....					86, 680, 000								
Issued to June 30, 1878.....				464, 965, 000		464, 965, 000							
Redeemed in fiscal year 1878.....							95, 425, 000						
Redeemed to June 30, 1878.....								418, 720, 000					
Actual outstanding.....									46, 245, 000				
Redeemed but not ret'd to Treasurer.....											570, 000		
Outst'd'g, as per public debt statem't													46, 755, 000
In reserve, unissued.....	{	5, 000		14, 000, 000									
		10, 000		49, 020, 000									
Received from Printing Bureau.....				539, 520, 000									

\*\$40,000 issued at Boston, June 29, 1878, not included in public debt statement.

†\$20,000 issued at Chicago, June 28, 1878, not included in public debt statement.



XXVII.—STATEMENT OF CURRENCY-CERTIFICATES (SECTION 5193, REVISED STATUTES) ISSUED, REDEEMED, AND OUTSTANDING—Continued.

	Outstanding on the first of—											
	January.	February.	March.	April.	May.	June.	July.	August.	September.	October.	November.	December.
1872	-----	-----	-----	-----	-----	-----	-----	-----	-----	-----	-----	-----
1873	\$25,370,000	\$28,935,000	\$27,770,000	\$24,450,000	\$25,120,000	\$29,125,000	\$31,730,000	\$33,570,000	\$32,240,000	\$15,630,000	\$23,655,000	\$24,465,000
1874	36,720,000	45,560,000	50,390,000	51,720,000	51,860,000	56,050,000	58,760,000	55,955,000	58,690,000	11,250,000	8,875,000	20,150,000
1875	41,200,000	45,405,000	45,855,000	43,045,000	47,865,000	55,345,000	58,415,000	64,270,000	64,780,000	60,660,000	50,880,000	42,610,000
1876	35,175,000	40,600,000	38,045,000	34,230,000	33,665,000	34,385,000	32,840,000	32,815,000	31,880,000	34,520,000	40,670,000	40,725,000
1877	31,000,000	33,745,000	34,445,000	35,155,000	40,465,000	46,510,000	54,960,000	54,485,000	48,590,000	41,975,000	36,520,000	35,715,000
1878	31,380,000	30,430,000	28,050,000	22,585,000	27,840,000	36,990,000	46,245,000	-----	-----	-----	-----	-----

TREASURER.

XXVIII.—STATEMENT OF SILVER CERTIFICATES, ACT FEBRUARY 28, 1878, RECEIVED, ISSUED, AND OUTSTANDING.

By whom issueable.	Denomination.	Received from Bureau of Engraving and Printing.	Forwarded for issue.	In reserve in Treasurer's office, unissued.	On hand in offices, unissued.	Issued to June 30, 1878.	Outstanding June 30, 1878.
Treasurer United States Washington .....	\$10	\$40,000	\$1,000	\$39,000	\$540	\$460	\$460
	20	80,000	4,000	76,000	1,760	2,240	2,240
	50	200,000	.....	200,000	.....	.....	.....
	100	400,000	.....	400,000	.....	.....	.....
	500	1,000,000	.....	1,000,000	.....	.....	.....
Assistant Treasurer U. S., New York .....	1,000	2,000,000	.....	2,000,000	.....	.....	.....
	10	200,000	120,000	80,000	.....	120,000	120,000
	20	400,000	160,000	240,000	158,000	2,000	2,000
	50	800,000	700,000	100,000	695,000	5,000	5,000
	100	800,000	800,000	.....	689,000	111,000	111,000
Assistant Treasurer U. S., San Francisco .....	500	2,000,000	2,000,000	.....	1,982,000	18,000	18,000
	1,000	4,000,000	4,000,000	.....	3,910,000	90,000	90,000
	10	80,000	80,000	.....	77,240	2,760	2,760
	20	160,000	160,000	.....	154,000	6,000	6,000
	50	400,000	400,000	.....	391,750	8,250	8,250
	100	800,000	800,000	.....	731,300	68,700	68,700
	500	2,000,000	2,000,000	.....	1,750,000	250,000	250,000
	1,000	4,000,000	4,000,000	.....	2,834,000	1,166,000	1,166,000
Total received from Bureau Engraving and Printing .....		19,360,000					
Total received at offices for issue .....			15,225,000				
In reserve, unissued .....				4,135,000			
On hand in offices, unissued .....				13,374,590	13,374,590		
Issued to June 30, 1878 .....						1,850,410	
Outstanding .....				1,850,410			1,850,410
Received from Bureau of Engraving and Printing .....				19,360,000			

NOTE.—\$387,810, issued in San Francisco, are not included in public debt statement of June 30, 1878, returns not having been received at time of issuing public debt statement.

XXIX.—STATEMENT OF SEVEN-THIRTY NOTES ISSUED, REDEEMED, AND OUTSTANDING.

	Denomination.					Total issued.	Redeemed to June 30, 1878.	Redeemed during fiscal year 1878.	Outstanding June 30, 1878.
	\$50	\$100	\$500	\$1,000	\$5,000				
Issue of July 17, 1861:									
Retired to June 30, 1877	\$7,724,100	\$19,409,300	\$35,851,500	\$62,293,000	\$14,800,000			\$50	
Retired during fiscal year	50								
Retired to June 30, 1878	7,724,150	19,409,300	35,851,500	62,293,000	14,800,000		\$140,077,950		
Outstanding	2,500	4,800	2,500	7,000					\$16,800
Issued	7,726,650	19,414,100	35,854,000	62,300,000	14,800,000	\$140,094,750			
First series, August 15, 1864:									
Retired to June 30, 1877	18,178,650	56,575,400	85,821,500	118,523,000	20,830,000			3,600	
Retired during fiscal year	1,100	1,500	1,000						
Retired to June 30, 1878	18,179,750	56,576,900	85,822,500	118,523,000	20,830,000		299,932,150		
Outstanding	17,850	27,000	10,500	5,000					60,350
Issued	18,197,600	56,603,900	85,833,000	118,528,000	20,830,000	299,992,500			
Second series, June 15, 1865:									
Retired to June 30, 1877	9,142,550	33,807,550	87,824,500	179,962,000	20,225,000			950	
Retired during fiscal year	150	300	500						
Retired to June 30, 1878	9,142,700	33,807,850	87,825,000	179,962,000	20,225,000		330,962,550		
Outstanding	3,600	14,850	16,000	3,000					37,450
Issued	9,146,300	33,822,700	87,841,000	179,965,000	20,225,000	331,000,000			
Third series, July 15, 1865:									
Retired to June 30, 1877	17,150,050	47,175,750	54,318,000	71,869,000	8,420,000			2,850	
Retired during fiscal year	1,350	1,500							
Retired to June 30, 1878	17,151,400	47,177,250	54,318,000	71,869,000	8,420,000		198,935,650		
Outstanding	14,600	30,750	9,000	10,000					64,350
Issued	17,166,000	47,208,000	54,327,000	71,879,000	8,420,000	199,000,000			
Totals						970,087,250	969,908,300	7,450	178,950

NOTE.—The public debt statement shows outstanding 7-30s of 1864 and of 1865, on June 30, 1878, \$157,150, or \$5,000 less than the above; an error having occurred whereby an amount of \$5,000 deducted as redeemed in August, 1868, the settlement of which was afterward suspended, was again deducted when the suspension was removed.

## XXX.—STATEMENT OF REDEMPTION OF "CALLED BONDS" FIVE-TWENTY, 6 PER CENT).

FIVE-TWENTIES OF 1862.

Number of call.	Date of call.	Prior to July 1, 1877.			During fiscal year 1878.			Total to June 30, 1878.		
		Coupon.	Registered.	Total.	Coupon.	Registered.	Total.	Coupon.	Registered.	Total.
First.....	Sept. 1, 1871	\$81,724,750	\$18,196,850	\$99,921,600	\$5,050		\$5,050	\$81,729,800	\$18,196,850	\$99,926,650
Second.....	Dec. 7, 1871	13,862,050	2,345,050	16,207,100	6,400		6,400	13,868,450	2,345,050	16,213,500
Third.....	Dec. 20, 1871	17,709,400	2,366,400	20,075,800	4,300		4,300	17,713,700	2,366,400	20,080,100
Fourth.....	Mar. 1, 1873	44,803,850	4,983,600	49,787,450	4,850		4,850	44,808,700	4,983,600	49,792,300
Fifth.....	June 6, 1873	16,000,750	4,012,850	20,013,600	7,600		7,600	16,008,350	4,012,850	20,021,200
Sixth.....	Aug. 16, 1873	12,904,600	1,414,250	14,318,850	5,800		5,800	12,910,400	1,414,250	14,324,650
Seventh.....	Nov. 1, 1873	4,491,350	491,950	4,983,300	1,000		1,000	4,492,350	491,950	4,984,300
Eighth.....	June 3, 1874	4,515,150	500,000	5,015,150	600		600	4,515,750	500,000	5,015,750
Ninth.....	June 5, 1874	902,050	100,800	1,002,850	1,000		1,000	903,050	100,800	1,003,850
Tenth.....	Aug. 1, 1874	19,942,150	5,020,450	24,962,600	19,300	\$150	19,450	19,961,450	5,020,600	24,982,050
Eleventh.....	Sept. 1, 1874	11,715,600	3,071,950	14,787,550	5,950		5,950	11,721,550	3,071,950	14,793,500
Twelfth.....	Oct. 1, 1874	9,217,150	930,300	10,147,450	400		400	9,217,550	930,300	10,147,850
Thirteenth.....	Nov. 2, 1874	5,084,050		5,084,050	100		100	5,084,150		5,084,150
Fourteenth.....	Feb. 1, 1875	11,965,050	3,024,350	14,989,400	5,300	4,100	9,400	11,970,350	3,028,450	14,998,800
Fifteenth.....	Mar. 1, 1875	4,999,450		4,999,450	1,200		1,200	5,000,650		5,000,650
Seventeenth.....	Apr. 20, 1875	4,992,450		4,992,450	4,050		4,050	4,996,500		4,996,500
Eighteenth.....	May 1, 1875	4,993,800		4,993,800	5,200		5,200	4,999,000		4,999,000
Nineteenth.....	May 15, 1875	4,993,700		4,993,700	3,000		3,000	4,996,700		4,996,700
Twentieth.....	June 1, 1875	9,977,650		9,977,650	5,800		5,800	9,983,450		9,983,450
Twenty-first.....	June 24, 1875	4,991,200		4,991,200	3,550		3,550	4,994,750		4,994,750
Twenty-second.....	July 14, 1875	9,979,850		9,979,850	8,800		8,800	9,988,650		9,988,650
Twenty-third.....	July 28, 1875	14,848,500	24,000	14,872,500	10,250		10,250	14,858,750	24,000	14,882,750
Total.....		314,614,550	46,482,800	361,097,350	109,500	4,250	113,750	314,724,050	46,487,050	361,211,100
Sixteenth*.....	Mar. 11, 1875	24,004,050	5,936,250	29,940,300	17,900		17,900	24,021,950	5,936,250	29,958,200
Total.....		338,618,600	52,419,050	391,037,650	127,400	4,250	131,650	338,746,000	52,423,300	391,169,300

FIVE-TWENTIES OF MARCH, 1864.

Twenty-fourth, A.....	Aug. 13, 1875		946,600	946,600					946,600	946,600
-----------------------	---------------	--	---------	---------	--	--	--	--	---------	---------

\* For the Sinking Fund. Statement XXXII.

## STATEMENT OF REDEMPTION OF "CALLED BONDS"—Continued.

FIVE-TWENTIES OF JUNE, 1864.

Number of call.	Date of call.	Prior to July 1, 1877.			During fiscal year 1878.			Total to June 30, 1878.		
		Coupon.	Registered.	Total.	Coupon.	Registered.	Total.	Coupon.	Registered.	Total.
Twenty-fourth .....	Aug. 13, 1875	\$5,379,750	\$3,688,050	\$9,067,800	\$16,300	-----	\$16,300	\$5,396,050	\$3,688,050	\$9,084,100
Twenty-sixth .....	Sept. 1, 1875	2,739,700	2,269,250	5,008,950	8,400	\$100	8,500	2,748,100	2,269,350	5,017,450
Twenty-seventh .....	Sept. 17, 1875	4,954,600	-----	4,954,600	26,400	-----	26,400	4,981,000	-----	4,981,000
Twenty-eighth .....	Oct. 1, 1875	2,498,600	2,510,900	5,009,500	4,900	-----	4,900	2,503,500	2,510,900	5,014,400
Twenty-ninth .....	Nov. 1, 1875	4,988,500	4,998,350	9,986,850	14,350	3,000	17,350	5,002,850	5,001,350	10,004,200
Thirtieth .....	Nov. 15, 1875	7,416,250	5,343,800	12,760,050	21,300	1,000	22,300	7,437,550	5,344,800	12,782,350
Total .....		27,977,400	18,810,350	46,787,750	91,650	4,100	95,750	28,069,050	18,814,450	46,883,500
Twenty-fifth* .....	Sept. 1, 1875	4,484,150	3,540,300	8,024,450	15,900	-----	15,900	4,500,050	3,540,300	8,040,350
Thirty-first* .....	Nov. 15, 1875	-----	3,024,050	3,024,050	-----	-----	-----	-----	3,024,050	3,024,050
Total .....		4,484,150	6,564,350	11,048,500	15,900	-----	15,900	4,500,050	6,564,350	11,064,400
Total .....		32,461,550	25,374,700	57,836,250	107,550	4,100	111,650	32,569,100	25,378,800	57,947,900

\* For the Sinking-Fund. Statement XXXII.

TREASURER.

431

STATEMENT OF REDEMPTION OF "CALLED BONDS"—Concluded.  
FIVE-TWENTIES OF 1865.

Number of call.	Date of call.	Prior to July 1, 1877.			During fiscal year 1878.			Total to June 30, 1878.		
		Coupon.	Registered.	Total.	Coupon.	Registered.	Total.	Coupon.	Registered.	Total.
Thirty-second .....	Sept. 1, 1876	\$6,725,500	\$3,057,100	\$9,782,600	\$171,000	\$33,700	\$204,700	\$6,896,500	\$3,090,800	\$9,987,300
Thirty-third .....	Sept. 6, 1876	6,912,350	2,884,700	9,797,050	157,550	31,700	189,250	7,069,900	2,916,400	9,986,300
Thirty-fourth .....	Sept. 12, 1876	6,855,850	2,905,400	9,761,250	168,550	41,200	209,750	7,024,400	2,946,600	9,971,000
Thirty-fifth .....	Sept. 21, 1876	6,825,700	2,980,800	9,806,500	173,350	18,900	192,250	6,999,050	2,999,700	9,998,750
Thirty-sixth .....	Oct. 6, 1876	4,774,600	4,923,900	9,698,500	102,100	183,950	286,050	4,876,700	5,107,850	9,984,550
Thirty-seventh .....	Jan. 10, 1877	6,720,200	2,840,550	9,560,750	341,400	109,650	451,050	7,061,600	2,950,200	10,011,800
Thirty-eighth .....	Jan. 24, 1877	6,729,800	2,969,550	9,699,350	328,900	103,300	432,200	7,058,700	3,072,850	10,131,550
Thirty-ninth .....	Feb. 12, 1877	6,510,000	2,881,600	9,391,600	526,500	195,600	722,100	7,036,500	3,077,200	10,113,700
Fortieth .....	Feb. 28, 1877	6,005,500	2,709,900	8,715,400	998,000	166,400	1,164,400	7,003,500	2,876,300	9,879,800
Forty-first .....	Mar. 3, 1877	5,512,500	2,982,550	8,495,050	1,509,000	32,300	1,541,300	7,021,500	3,014,850	10,036,350
Forty-second .....	Mar. 10, 1877	4,973,000	2,675,650	7,648,650	2,105,500	235,600	2,341,100	7,078,500	2,911,250	9,989,750
Forty-third .....	Mar. 15, 1877	6,334,500	501,800	6,836,300	3,200,500	-----	3,200,500	9,535,000	501,800	10,036,800
Forty-fourth .....	Mar. 27, 1877	5,630,500	460,000	6,090,500	3,847,000	50,000	3,897,000	9,477,500	510,000	9,987,500
Forty-fifth .....	Apr. 5, 1877	-----	-----	-----	9,496,500	510,000	10,006,500	9,496,500	510,000	10,006,500
Forty-sixth .....	May 5, 1877	-----	-----	-----	8,560,500	1,533,550	10,094,050	8,560,500	1,533,550	10,094,050
Total .....	-----	80,510,000	34,773,500	115,283,500	31,686,350	3,245,850	34,932,200	112,196,350	38,019,350	150,215,700
Thirty-first* .....	Nov. 15, 1875	1,469,600	500,000	1,969,600	2,350	-----	2,350	1,471,950	500,000	1,971,950
Total .....	-----	81,979,600	35,273,500	117,253,100	31,688,700	3,245,850	34,934,550	113,668,300	38,519,350	152,187,650

CONSOLS OF 1865.										
Forty-seventh .....	May 21, 1877	-----	-----	-----	\$5,912,250	\$4,101,650	\$10,013,900	-----	-----	
Forty-eighth .....	May 28, 1877	-----	-----	-----	5,864,250	3,993,800	9,858,050	-----	-----	
Forty-ninth .....	June 11, 1877	-----	-----	-----	9,738,100	4,979,650	14,717,750	-----	-----	
Fiftieth .....	July 5, 1877	-----	-----	-----	6,792,150	2,979,050	9,771,200	-----	-----	
Fifty-first .....	July 16, 1877	-----	-----	-----	6,755,700	3,006,450	9,762,150	-----	-----	
Fifty-second .....	July 19, 1877	-----	-----	-----	6,785,450	2,950,950	9,736,400	-----	-----	
Fifty-third .....	July 27, 1877	-----	-----	-----	6,713,400	2,964,100	9,677,500	-----	-----	
Fifty-fourth .....	Aug. 3, 1877	-----	-----	-----	6,780,900	2,960,000	9,740,900	-----	-----	
Fifty-fifth .....	Dec. 6, 1877	-----	-----	-----	4,929,950	3,583,200	8,513,150	-----	-----	
Fifty-sixth .....	Apr. 30, 1878	-----	-----	-----	10,050	-----	10,050	-----	-----	
Fifty-seventh .....	May 6, 1878	-----	-----	-----	2,350	1,200	3,550	-----	-----	
Fifty-eighth .....	May 22, 1878	-----	-----	-----	2,050	-----	2,050	-----	-----	
Fifty-ninth .....	June 5, 1878	-----	-----	-----	500	-----	500	-----	-----	
Total .....	-----	-----	-----	-----	60,287,100	31,520,050	91,807,150	\$60,287,100	\$31,520,050	\$91,807,150

\* For the Sinking Fund. Statement XXXII.

XXXI.—STATEMENT OF REDEMPTION OF BONDS NOT CALLED, EXCLUSIVE OF SINKING-FUND REDEMPTIONS.

Loan.	Coupon.	Registered.	Total.
5-20s of 1862 .....	\$20,345,650	\$18,579,000	\$38,924,650
5-20s of March, 1864 .....	.....	1,435,600	1,435,600
5-20s of June, 1864 .....	621,950	11,214,750	11,836,700
5-20s of 1865 .....	105,100	5,078,350	5,183,450
Consols of 1865 .....	563,700	2,118,000	2,681,700
Consols of 1867 .....	43,050	297,500	340,550
Consols of 1868 .....	13,250	46,500	59,750
Total 5-20s .....	21,692,700	38,769,700	60,462,400
Loan of 1858 .....	5,775,000	.....	5,775,000
Texas indemnity .....	4,979,000	.....	4,979,000
Oregon war debt .....	200,750	.....	200,750
10-40s of 1864 .....	1,000	.....	1,000
Funded loan of 1881 .....	.....	9,553,800	9,553,800
Total .....	32,648,450	48,323,500	80,971,950

NOTE.—There were no redemptions under this head during the fiscal year 1878.

XXXII.—STATEMENT OF BONDS RETIRED FOR THE SINKING-FUND.

Loan.	Mode of retirement.	Prior to July 1, 1877.	During fiscal year 1878.	Total to June 30, 1878.
5-20s of 1862 .....	Purchase .....	\$24,029,150	.....	\$24,029,150
	Redemption .....	29,940,300	\$17,900	29,958,200
	Total .....	53,969,450	17,900	53,987,350
5-20s of March, 1864 ..	Purchase .....	361,600	.....	361,600
	Total .....	361,600	.....	361,600
5-20s of June, 1864 ....	Purchase .....	18,356,100	.....	18,356,100
	Redemption .....	11,048,500	15,900	11,064,400
	Total .....	29,404,600	15,900	29,420,500
5-20s of 1865 .....	Purchase .....	16,866,150	.....	16,866,150
	Redemption .....	1,969,600	2,350	1,972,000
	Total .....	18,835,750	2,350	18,838,150
Consols of 1865 .....	Purchase .....	48,166,150	.....	48,166,150
	Redemption .....	6,050	23,600	29,650
	Total .....	48,172,200	23,600	48,195,800
Consols of 1867 .....	Purchase .....	32,115,600	.....	32,115,600
	Redemption .....	1,000	5,700	6,700
	Total .....	32,116,600	5,700	32,122,300
Consols of 1868 .....	Purchase .....	2,213,800	.....	2,213,800
	Redemption .....	.....	8,500	8,500
	Total .....	2,213,800	8,500	2,222,300
Totals .....	Purchase .....	142,108,550	.....	142,108,550
	Redemption .....	42,965,450	73,950	43,039,400
	Total .....	185,074,000	73,950	185,147,950

XXXIII.—STATEMENT OF BONDS RETIRED TO JUNE 30, 1878.

Loan.	Mode of retirement.	Coupon.	Registered.	Purchased.	Converted.	Redeemed.	Total.
5-20s of 1862.....	Purchase.....	\$20,259,750	\$36,896,100	\$57,155,850			
	Conversion.....	1,908,650	25,182,350		\$27,091,000		
	Redemption.....	359,091,650	71,002,300			\$430,093,950	\$514,340,800
			\$381,260,050	\$133,080,750			
5-20s of March, 1864.....	Purchase.....		1,119,800	1,119,800			
	Conversion.....		380,500		380,500		
	Redemption.....		2,382,200			2,382,200	3,882,500
				3,882,500			
5-20s of June, 1864.....	Purchase.....	27,678,700	15,781,050	43,459,750			
	Conversion.....	930,800	11,287,850		12,218,650		
	Redemption.....	33,191,050	36,593,550			69,784,600	125,463,000
		61,800,550		63,662,450			
5-20s of 1865.....	Purchase.....	17,550,350	18,473,000	36,023,350			
	Conversion.....	1,449,600	8,137,000		9,586,600		
	Redemption.....	113,773,400	43,597,700			157,371,100	202,981,050
		182,773,350		70,207,700			
Consols of 1885.....	Purchase.....	90,414,200	28,536,350	118,950,550			
	Conversion.....	2,685,650	6,017,950				
	Redemption.....	60,866,100	33,652,400			94,518,500	222,172,650
		153,965,950		68,206,700			
Consols of 1867.....	Purchase.....	45,534,650	17,312,300	62,846,950			
	Conversion.....	1,897,350	3,910,150		5,807,500		
	Redemption.....	45,650	301,600			347,250	69,001,700
		47,477,650		21,524,050			
Consols of 1868.....	Purchase.....	3,545,050	1,249,000	4,794,050			
	Conversion.....	24,750	187,000		211,750		
	Redemption.....	14,250	54,000			68,250	5,074,050
		3,584,050		1,490,000			
Total 5-20s.....			780,861,600	362,054,150	324,350,300	63,999,600	1,442,915,750
Texan indemnity stock.....	Redeemed prior to March 4, 1861.....	1,539,000				754,565,850	
	Redeemed since March 4, 1861.....	3,440,000				4,979,000	4,979,000
			4,979,000				
Oregon war debt.....	Redeemed by Treasurer.....	195,450					
	Redeemed otherwise.....	5,300				200,750	200,750
			200,750				
Loan of 1858.....	Conversion.....	7,962,000	5,995,000		13,957,000		
	Redemption.....	5,775,000				5,775,000	19,732,000
			13,737,000				
				5,995,000			
10-40s of 1864.....	Redemption.....	1,000				1,000	1,000
			1,000				
Funded loan of 1881.....	Redemption.....		9,553,800	9,553,800		9,553,800	9,553,800
Total bonds.....			799,779,350	377,602,950	324,350,300	77,956,600	1,177,382,300
Retired during fiscal year.....						127,022,800	127,022,800



XXXIV.—TEMPORARY-LOAN CERTIFICATES OUTSTANDING

Kind.	Where payable.			Total.
	Washing- ton.	Philadel- phia.	Cincin- nati.	
Five-per-cent .....	\$405			\$405
Six-per-cent .....	255	\$1,000	\$1,400	2,655
Total outstanding June 30, 1878 .....	660	1,000	1,400	3,060

XXXV.—THREE-PER-CENT. CERTIFICATES ISSUED, REDEEMED, AND OUTSTANDING.

Received from Bureau of Engraving and Printing .....	\$160,000,000	
Destroyed statistically .....	74,845,000	
Issued .....		\$85,155,000
Redeemed .....		85,150,000
Outstanding as per public debt statement .....		5,000

XXXVI.—CERTIFICATES OF INDEBTEDNESS ISSUED, REDEEMED, AND OUTSTANDING.

Old series issued:		
Numbers 1 to 153662, of \$1,000 .....	\$153,662,000 00	
Numbers 1 to 14500, of \$5,000 .....	72,500,000 00	
Numbers 15001 to 31010, of \$5,000 .....	80,050,000 00	
Numbers 31111 to 69268, of \$5,000 .....	190,790,000 00	
Numbers 1 to 13, of various amounts .....	1,591,241 65	\$498,593,241 65
New series issued:		
Numbers 1 to 15145, of \$1,000 .....	15,145,000 00	
Numbers 1 to 9603, of \$5,000 .....	48,015,000 00	63,160,000 00
Total amount issued .....		561,753,241 65
Outstanding as per public debt statement* .....		5,000 00
Redeemed to June 30, 1878† .....		561,748,241 65
Total amount of interest paid to June 30, 1878 .....		31,157,108 61
Total principal and interest paid to June 30, 1878 .....		592,905,350 26

\*Five certificates of the denomination of \$1,000 are outstanding, two of which are caveated.

†No redemption since 1870.

XXXVII.—TREASURY NOTES OF 1861 ISSUED, REDEEMED, AND OUTSTANDING.

Denomination.	Issued.	Redeemed.	Outstand- ing.
Fifty dollars .....	\$2,303,800	\$2,302,200	\$1,600
One hundred dollars .....	4,495,800	4,494,400	1,400
Five hundred dollars .....	6,832,500	6,832,500	.....
One thousand dollars .....	8,836,000	8,836,000	.....
Total .....	22,468,100	22,465,100	3,000

XXXVIII.—INTEREST PAID ON DISTRICT OF COLUMBIA 3.65-PER-CENT. LOAN—FISCAL YEAR 1878.

Mode of payment.	Feb., '76, and earlier.	Aug., '76, and Feb., '77.	Aug., '77, and Feb., '78.	Totals.
Coupons paid at New York .....	\$82 12	\$1,303 05	\$256,841 38	\$258,226 55
Coupons paid at Washington .....	1,135 12	2,816 89	46,589 51	50,541 52
Checks paid at New York .....	.....	.....	173,101 25	173,101 25
Checks paid at Washington .....	.....	18 25	20,148 00	20,166 25
Total .....	1,217 24	4,138 19	496,680 14	502,035 57

XXXIX.—STATEMENT OF COIN COUPON-INTEREST PAID IN FISCAL YEAR 1878.

Loan.	Denomination.							Total amount.	Number of coupons.
	\$0.62.	\$0.63.	\$1.25.	\$6.25.	\$12.50.	\$62.50.	\$125.00.		
Funded loan of 1881 .....	\$37,419 48	\$32,150 79	\$208,150 00	\$1,386,056 25	\$14,380,400 00	.....	\$2,500 00	\$16,046,676 52	1,650,128
	Denomination.								
	\$0.56.	\$0.57.	\$1.12.	\$1.13.	\$5.62.	\$5.63.	\$11.25.		
Funded loan of 1891 .....	\$5,274 64	\$1,588 02	\$9,836 96	\$13,693 34	\$143,613 48	\$186,763 99	\$3,642,075 00	4,002,845 43	415,573
	Denomination.								
	\$0.50.	\$1.00.	\$5.00.	\$10.00.					
Consols 1907 .....	\$11,719 50	\$119,305 00	\$10,390 00	\$291,130 00	.....	.....	.....	432,544 50	173,935
	Denomination.								
	\$1.87½.	\$3.65.	\$2.50.	\$5.00.	\$12.50.	\$25.00.	Less.*		
10-40s of 1864 .....	.....	.....	\$7,835 00	\$52,845 00	\$565,975 00	\$1,987,500 00	\$107 50	2,614,047 50	138,481
	Denomination.								
	\$1.50.	\$3.00.	\$6.00.	\$15.00.	\$20.00.	\$30.00.	Less.*		
Loan of 1861 (1881s) .....	.....	.....	.....	.....	.....	\$276,750 00	.....	276,750 00	9,225
Oregon war debt .....	.....	\$792 00	\$4,146 00	\$51,795 00	.....	.....	.....	56,733 00	4,408
Loan of July and August, 1861 (1881s) .....	\$9,333 00	76,428 00	.....	813,675 00	.....	2,900,040 00	.....	3,799,476 00	182,611
5-20s of 1862 .....	390 00	1,278 00	.....	1,260 00	.....	7,140 00	.....	10,068 00	1,008
Loan of 1863 (1881s) .....	4,051 50	26,610 00	.....	170,820 00	.....	1,068,000 00	.....	1,269,481 50	58,559
5-20s of June, 1864 .....	39 00	504 00	.....	810 00	.....	7,110 00	.....	8,463 00	485
5-20s of 1865 .....	27 00	2,430 00	.....	130,455 00	.....	988,140 00	\$14 22	1,121,037 78	42,463
Consols of 1865 .....	82,134 00	359,733 00	.....	1,256,985 00	.....	4,517,610 00	12 33	6,216,449 67	409,053
Consols of 1867 .....	189,843 00	805,401 00	.....	2,654,670 00	.....	9,152,700 00	.....	12,802,614 00	877,097
Consols of 1868 .....	19,651 50	111,066 00	.....	266,430 00	.....	919,860 00	.....	1,317,007 50	98,547
Aggregate .....	.....	.....	.....	.....	.....	.....	.....	49,974,194 40	4,061,573

\* Amounts deducted from face value of unmatured coupons from called bonds.

XL.—STATEMENT OF QUARTERLY-INTEREST CHECKS OF THE FUNDED LOANS OF 1881 AND 1891 AND OF CONSOLS OF 1907, ISSUED, PAID, AND OUTSTANDING.

Issued, paid, and outstanding.	Funded loan of 1881; 22,748 checks issued.	Funded loan of 1891; 20,850 checks issued.	Consols of 1907; 28,962 checks issued.
Amounts of checks outstanding July 1, 1877 .....	\$253,617 43	\$56,911 19	.....
Amounts of checks issued during year .....	11,107,067 50	5,600,290 50	\$1,820,872 75
	11,360,684 93	5,657,201 69	1,820,872 75
Paid by Assistant Treasurer United States, New York.	7,926,464 73	3,756,615 12	1,408,982 11
Paid by Assistant Treasurer United States, Boston....	1,587,013 08	1,321,165 67	166,700 01
Paid by Assistant Treasurer United States, Philadel- phia .....	876,397 35	263,505 36	140,205 70
Paid by Assistant Treasurer United States, Baltimore.	204,396 23	33,478 19	8,143 44
Paid by Assistant Treasurer United States, Cincinnati	120,823 10	9,976 48	18,457 76
Paid by Assistant Treasurer United States, Chicago...	82,401 87	56,107 71	11,804 33
Paid by Assistant Treasurer United States, St. Louis..	11,725 61	3,916 67	13,817 57
Paid by Assistant Treasurer United States, New Orln's	35,316 84	40,453 27	13,218 62
Paid by Assistant Treasurer United States, San Fran- cisco .....	23,353 75	2,179 68	1,980 00
Paid by Treasurer United States, Washington .....	357,019 23	62,428 29	8,757 54
Totals paid .....	11,224,911 79	5,549,826 44	1,792,067 08
Amounts outstanding June 30, 1878 .....	135,773 14	107,375 25	28,805 67

XXI.—CHECKS DRAWN DURING FISCAL YEAR 1878.

By whom payable.	Number of checks.			Amounts.		
	Silver coin.	Gold coin.	Currency.	Silver coin.	Gold coin.	Currency.
Assistant Treasurer United States, New York.....	137	23,510	22,558	\$75,151 75	\$121,522,669 88	\$83,328,752 77
Assistant Treasurer United States, Boston.....	57	2,517	2,422	1,845 15	4,095,253 05	24,682,395 56
Assistant Treasurer United States, Philadelphia .....	37	2,327	2,951	3,960 88	3,534,651 19	8,862,981 58
Assistant Treasurer United States, New Orleans .....	24	25	918	1,757 68	381,066 64	1,922,538 02
Assistant Treasurer United States, San Francisco .....	.....	45	455	.....	26,691 37	236,585 55
Assistant Treasurer United States, Chicago .....	85	.....	.....	7,641 63	.....	.....
Assistant Treasurer United States, Cincinnati .....	67	.....	.....	5,748 13	.....	.....
Assistant Treasurer United States, Saint Louis .....	65	.....	.....	4,956 85	.....	.....
Assistant Treasurer United States, Baltimore .....	6	.....	.....	6,178 78	.....	.....
Quarterly-interest checks .....	.....	72,560	.....	.....	18,528,230 75	.....
3-65 District Columbia checks .....	.....	.....	391	.....	.....	193,358 75
Total .....	478	100,984	29,695	107,240 85	148,038,562 88	119,226,562 23

## XLII.—NATIONAL BANK REDEMPTION AGENCY.

## A.—Comparative statement of receipts of national-bank notes.

Month.	1876-'77.		1877-'78.		Decrease.		Increase.	
	Number of packages.	Amount.	Number of packages.	Amount.	Number of packages.	Amount.	Number of packages.	Amount.
July .....	2, 660	\$22, 549, 397 89	2, 403	\$17, 905, 054 35	257	\$4, 644, 343 54		
August .....	3, 226	19, 512, 869 98	2, 624	19, 127, 285 20	602	385, 584 78		
September .....	2, 413	17, 910, 848 18	2, 090	15, 438, 232 11	323	2, 472, 616 07		
October .....	2, 072	15, 792, 180 64	2, 314	16, 392, 856 92			242	\$600, 676 28
November .....	2, 170	16, 684, 853 18	2, 303	17, 340, 758 65			133	655, 905 47
December .....	2, 316	14, 942, 996 75	2, 254	17, 222, 395 99	62			2, 279, 399 24
January .....	2, 496	19, 979, 045 48	2, 202	18, 040, 569 09	294	1, 938, 476 39		
February .....	2, 393	16, 534, 732 30	2, 168	13, 538, 278 02	225	2, 996, 454 28		
March .....	2, 698	17, 369, 188 60	2, 180	12, 025, 805 15	518	5, 343, 383 45		
April .....	2, 779	20, 976, 028 87	2, 387	15, 766, 848 20	392	5, 209, 180 67		
May .....	3, 224	26, 129, 054 53	2, 989	24, 076, 684 12	235	2, 052, 370 41		
June .....	3, 377	27, 829, 178 74	2, 782	23, 615, 669 76	595	4, 213, 508 98		
Total .....	31, 824	236, 210, 375 14	28, 696	210, 490, 437 56	3, 503	29, 255, 918 57	375	3, 535, 980 99
Net decrease .....					3, 128	25, 719, 937 58		

## B.—Monthly receipts of national-bank notes from the principal cities.

Receipts from—	1877.						1878.						Total.	Per cent.
	July.	August.	Septem-ber.	October.	Novem-ber.	Decem-ber.	January.	Febru-ary.	March.	April.	May.	June.		
New York .....	\$5, 670, 000	\$4, 947, 000	\$3, 855, 000	\$3, 868, 000	\$4, 310, 000	\$3, 316, 000	\$5, 005, 000	\$3, 701, 000	\$3, 355, 000	\$7, 662, 000	\$10, 805, 000	\$9, 779, 000	\$66, 273, 000	31.48
Boston .....	6, 714, 000	8, 236, 000	7, 067, 000	7, 414, 000	8, 320, 000	9, 152, 000	7, 943, 000	5, 414, 000	5, 042, 000	2, 992, 000	5, 184, 000	7, 049, 000	80, 527, 000	38.26
Philadelphia .....	690, 000	868, 000	695, 000	997, 000	1, 006, 000	1, 023, 000	903, 000	791, 000	421, 000	979, 000	1, 276, 000	1, 187, 000	10, 836, 000	5.15
Chicago .....	161, 000	315, 000	268, 000	181, 000	142, 000	180, 000	166, 000	132, 000	197, 000	512, 000	674, 000	266, 000	3, 194, 000	1.52
Cincinnati .....	48, 000	90, 000	104, 000	86, 000	72, 000	48, 000	61, 000	59, 000	162, 000	749, 000	670, 000	119, 000	2, 268, 000	1.08
Saint Louis .....	61, 000	171, 000	50, 000	49, 000	30, 000	18, 000	37, 000	15, 000	29, 000	82, 000	361, 000	96, 000	999, 000	.47
Baltimore .....	67, 000	26, 000	84, 000	58, 000	105, 000	124, 000	60, 000	43, 000	107, 000	119, 000	208, 000	84, 000	1, 085, 000	.52
Providence .....	532, 000	483, 000	245, 000	427, 000	446, 000	481, 000	456, 000	407, 000	347, 000	195, 000	495, 000	475, 000	4, 989, 000	2.37
Pittsburgh .....	88, 000	93, 000	65, 000	120, 000	126, 000	90, 000	72, 000	55, 000	71, 000	60, 000	192, 000	109, 000	1, 141, 000	.54
Other places .....	3, 874, 000	3, 898, 000	3, 005, 000	3, 193, 000	2, 784, 000	2, 790, 000	3, 338, 000	2, 921, 000	2, 295, 000	2, 417, 000	4, 212, 000	4, 452, 000	39, 179, 000	18.61
Total .....	17, 905, 000	19, 127, 000	15, 438, 000	16, 393, 000	17, 341, 000	17, 222, 000	18, 041, 000	13, 538, 000	12, 026, 000	15, 767, 000	24, 077, 000	23, 616, 000	210, 491, 000	100.00

C.—General Statement of Receipts and Deliveries of national-bank notes.

1. FROM JULY 1, 1874.

Dr.	Amount.	Cr.	Amount.
To National-Bank Notes received for redemption.....	\$806,421,569 12	By packages referred to other offices and returned by mail.....	\$4,348,835 67
To United States Notes drawn from the Treasury for redemption of bank-notes at the counter.....	14,175,000 00	By "shorts" reported in bank-notes received for redemption..	82,497 79
To "overs" reported in bank-notes received for redemption.....	103,782 05	By counterfeits rejected and returned.....	18,571 00
		By stolen, pieced, and rejected notes returned.....	31,490 38
		By National-Bank Notes fit for circulation deposited in the Treasury.....	15,952,791 00
		By notes of failed, liquidating, and reducing banks deposited in the Treasury.....	67,798,917 00
		By assorted National-Bank Notes fit for circulation returned to the several national banks.....	416,199,800 00
		By assorted National-Bank Notes unfit for circulation delivered to the Comptroller of the Currency for replacement with new notes.	307,856,600 00
		By cash balance June 30, 1878....	8,410,848 33
	820,700,351 17	Total.....	820,700,351 17

2. FOR THE FISCAL YEAR 1878.

Dr.	Amount.	Cr.	Amount.
To Cash Balance July 1, 1877.....	\$11,505,312 52	By packages referred to other offices and returned by mail....	\$384,372 22
To National-Bank Notes received for redemption.....	210,490,437 56	By "shorts" reported in bank-notes received for redemption..	16,394 60
To United States Notes drawn from the Treasury for redemption of bank-notes at the counter.	2,661,021 00	By counterfeits rejected and returned.....	4,008 00
To "overs" reported in bank-notes received for redemption...	37,649 20	By stolen, pieced, and rejected notes returned.....	3,997 13
		By notes of failed, liquidating, and reducing banks deposited in the Treasury.....	11,852,100 00
		By assorted National-Bank Notes fit for circulation returned to the several National Banks....	152,437,300 00
		By assorted National-Bank Notes unfit for circulation delivered to the Comptroller of the Currency for replacement with new notes.	51,585,400 00
		By Cash Balance June 30, 1878....	8,410,848 33
Total.....	224,694,420 28	Total.....	224,694,420 28

D.—Number and amount of notes of each denomination redeemed and assorted.

Denomination.	Fit for circulation.		Unfit for circulation.		Aggregate.	
	Number.	Amount.	Number.	Amount.	Number.	Amount.
One Dollar.....	353,600	\$353,600	1,194,700	\$1,194,700	1,548,300	\$1,548,300
Two Dollars.....	141,125	282,250	429,075	858,150	570,200	1,140,400
Five Dollars.....	7,894,970	39,474,850	4,106,780	20,533,900	12,001,750	60,008,750
Ten Dollars.....	5,052,190	50,521,900	1,234,920	12,349,200	6,287,110	62,871,100
Twenty Dollars.....	1,643,090	32,861,800	359,115	7,182,300	2,002,205	40,044,100
Fifty Dollars.....	211,758	10,587,900	78,713	3,935,650	290,471	14,523,550
One Hundred Dollars.....	173,978	17,397,800	52,799	5,279,900	226,777	22,677,700
Five Hundred Dollars.....	403	201,500	450	225,000	853	426,500
One Thousand Dollars.....	105	105,000	71	71,000	176	176,000
Total for 1877-'78.....	15,471,219	151,786,600	7,456,623	51,629,800	22,927,842	203,416,400
Total for 1876-'77.....	14,384,367	151,842,700	8,361,181	62,518,600	22,745,548	214,361,300
Increase.....	1,086,852					
Decrease.....		56,100	904,558	10,888,800		
Net increase.....					182,294	
Net decrease.....						10,944,900

*Average denominations of notes assorted.*

Fiscal years.	Fit for circulation.	Unfit for circulation.	General average.
1876-'77	10.56	7.48	9.42
1877-'78	9.81	6.92	8.87
Decrease	.75	.56	.55

*E.—Comparative statement of redemptions of National-Bank Notes.*

Mode of payment.	1876-'77.	1877-'78.	Decrease.	Increase.
Transfer Checks on Assistant Treasurers in New York, Boston, and Philadelphia	\$95,212,743 45	\$75,361,427 23	\$19,851,316 22	.....
United States Notes forwarded by express	34,588,129 15	23,046,418 44	11,541,710 71	.....
Subsidiary Silver Coin	468,974 00	549,645 40	.....	\$80,671 40
Credited to Assistant Treasurers and depositaries in general account	12,789,757 00	12,609,983 76	180,673 24	.....
Credited to National Banks in their five per cent. accounts	91,856,769 92	98,552,739 98	.....	6,695,970 06
Redeemed at the counter	6,675,000 00	2,661,021 00	4,013,979 00	.....
Total	241,591,373 52	212,780,335 81	35,587,679 17	6,776,641 46
Net decrease	.....	.....	28,811,037 71	.....

*F.—Comparative statement of the disposition made of National-Bank Notes.*

How disposed of.	1876-'77.	1877-'78.	Decrease.	Increase.
Notes fit for circulation returned to the several National Banks	\$151,070,300	\$152,437,300	.....	\$1,367,000
Notes unfit for circulation delivered to the Comptroller of the Currency	62,518,600	51,585,400	\$10,933,200	.....
Notes of failed, liquidating, and reducing banks deposited in the Treasury	24,439,700	11,852,100	12,587,600	.....
Total	238,028,600	215,874,800	23,520,800	1,367,000
Net decrease	.....	.....	22,153,800	.....

*G.—Comparative statement of credits to National Banks in the five per cent. fund.*

Character of credit.	1876-'77.	1877-'78.	Decrease.	Increase.
United States Notes deposited with Assistant Treasurers	\$116,044,751 34	\$100,819,824 50	\$15,224,926 84	.....
United States Notes received by express	7,678,750 57	5,935,806 89	1,742,943 68	.....
National-Bank Notes received by express	91,856,769 92	98,552,739 98	.....	\$6,695,970 06
Total	215,580,271 83	205,308,371 37	16,967,870 52	6,695,970 06
Net decrease	.....	.....	10,271,900 46	.....

*H.—Comparative statement of Money Packages and Letters sent.*

	1876-'77.	1877-'78.	Decrease.	Increase.
Packages of notes fit for circulation forwarded by express	43,142	44,745	.....	1,603
Average for each business day	140	145	.....	5
Packages of notes unfit for circulation delivered to the Comptroller of the Currency	42,650	39,991	2,659	.....
Average for each business day	138	129	9	.....
Letters and notifications written	117,179	136,589	.....	19,410
Average for each business day	380	443	.....	63

I.—Expenses incurred by the Redemption Agency and assessed upon the Banks.

“The charges for transportation and the costs for assorting” the notes of National Banks redeemed during the fiscal year 1878, under section 3 of the act approved June 20, 1874 (18 Statutes, 123), were as follows:

Charges for transportation .....		\$173,420 60
Costs for assorting:		
Salaries .....	\$136,580 63	
Printing and binding.....	2,660 32	
Stationery .....	3,090 00	
Contingent expenses .....	2,190 93	
		<u>144,521 88</u>
Total .....		317,942 48

The express charges have been assessed upon the several National Banks in proportion to the amount, and the other charges in proportion to the number, of their notes redeemed and assorted. The aggregate amount assorted during the fiscal year was \$203,416,400, giving 85½ cents as the average rate for the charges for transportation for each \$1,000. The aggregate number of notes assorted was 22,927,842, making the average rate for the costs for assorting for each 1,000 notes, \$6.30½.

The expense of redeeming \$100,000 in notes of average denominations was as follows:

Charges for transportation.....	$\left( \frac{\$100,000 \times .8525}{1,000} = \right)$	\$85.25
Costs for assorting.....	$\left( \frac{\$100,000 \times 6.3033}{\$8.87 \times 1,000} = \right)$	71.0631
Average expense for each \$100,000 .....		<u>156.3131</u>
Per cent .....		.1563131 = $\frac{7}{45}$ of 1 per ct.

XLIII.—STATEMENT OF LETTERS, TELEGRAMS, AND MONEY-PACKAGES, RECEIVED AND TRANSMITTED DURING FISCAL YEAR 1878.

Received by mail:		
Letters containing money, registered .....		12,530
Letters containing money, not registered.....		4,694
		<u>17,224</u>
Letters not containing money .....		81,407
		<u>98,631</u>
Transmitted by mail:		
Manuscript letters .....		5,062
Registered letters containing money .....		7,363
Printed forms filled in (inclosing checks).....		39,701
Printed notices (inclosing interest-checks) .....		72,951
Printed forms filled in (not inclosing checks).....		171,110
Printed forms filled in (inclosing drafts).....		23,710
		<u>319,897</u>
Telegrams received .....		208
Telegrams sent .....		347
Money-packages received by express.....		61,166
Money-packages transmitted by express .....		58,771

XLIV.—STATEMENT OF EMPLOYÉES AND SALARIES PAID DURING FISCAL YEAR 1878.

A.—Changes in Employéés.

Total force Treasurer's Office June 30, 1877 .....		404
Deceased .....	1	
Resigned .....	21	
Removed .....	44	
Transferred from Treasurer's Office .....	8	
Appointments expired .....	10	
		<u>84</u>
Appointments .....	77	
Transferred to Treasurer's Office.....	18	
		<u>95 11</u>
Total force Treasurer's Office June 30, 1878 .....		415

## REPORT ON THE FINANCES.

## B.—Salaries.

	Appropriated.	Paid.	Balance.
Regular roll.....	\$157,680 00	\$157,497 85	\$182 15
Loan roll.....	166 500 00	166,412 17	87 83
Reimbursable:			
Force employed in redemption of national currency...	117,736 00	114,282 75	3,453 25
	441,916 00	438,192 77	3,723 23

NOTE.—Thirty-five of the seventy-seven persons appointed during the year were appointed on the 23d of June, for eight days, and were paid for that time from the "lapse" of this office. The number of persons borne on the rolls on the 1st of July, 1878, was 341; and during the year ended on the 30th June there was paid to clerks borne on the rolls of this office, but employed in other bureaus of the department, the sum of \$18,591.90.



---

---

**REPORT OF THE REGISTER OF THE TREASURY.**

---

---

REPORT OF THE REGISTER OF THE TREASURY

---

---

# REPORT

OF

## THE REGISTER OF THE TREASURY.

TREASURY DEPARTMENT,  
REGISTER'S OFFICE,  
November 1, 1878.

SIR: I have the honor to submit herewith a report in detail of the work performed in the several divisions of this bureau during the year ended June 30, 1878.

### LOAN DIVISION.

The total number of United States coupon and registered bonds issued during the year was.....	318, 942
Total number canceled .....	287, 953
<hr/>	
Amount issued:	
Original issue (coupons and registered).....	\$156, 153, 700 00
Registered bonds in exchange for coupon.....	64, 054, 100 00
Registered bonds issued on transfers .....	241, 910, 113 15
Total .....	462, 117, 913 15
<hr/>	
Amount canceled:	
Coupon bonds converted into registered .....	64, 054, 100 00
Registered bonds transferred.....	241, 910, 113 15
Actual redemptions, coupon and registered (per record of this office).....	116, 484, 900 00
Total .....	422, 449, 113 15
<hr/>	
Amount of canceled coupon bonds turned over to committee for destruction.....	107, 366, 050 00
<hr/>	
A synopsis of the vault account shows that there was on hand July 1, 1877, including bonds in hands of European agent.....	544, 239, 950 00
Amount received during the year:	
Coupon bonds.....	107, 195, 000 00
Registered bonds.....	388, 506, 600 00
Registered 3.65 bonds .....	1, 450, 000 00
Total .....	1, 041, 391, 550 00
<hr/>	
Amount disposed of during the year:	
Coupon bonds issued .....	67, 858, 700 00
Registered bonds issued .....	392, 812, 650 00
Registered 3.65 bonds issued .....	1, 365, 000 00
Bonds delivered for destruction:	
Coupon bonds.....	26, 862, 800 00
Registered bonds .....	3, 562, 150 00
Registered 3.65 bonds.....	133, 000 00
Remaining on hand July 1, 1878:	
Coupon bonds.....	75, 908, 150 00
Registered bonds .....	458, 718, 350 00
Registered 3.65 bonds .....	771, 750 00
Bonds in hands of European agent.....	13, 399, 000 00
Total .....	1, 041, 391, 550 00

The daily average of issue for the year has been about 1,000 bonds, and one and a half millions in amount.

During the first quarter of the present fiscal year the total issue of 4-per-cent. registered bonds amounted to \$46,298,700, against \$15,316,950 for previous quarter. Number of bonds used, 25,400, against 19,264 for preceding quarter.

The proportion of the three smaller denominations in the issue of this loan thus far has been nearly double that of the larger ones.

The \$1,075,000,000 of registered stock now outstanding is represented by 68,000 accounts, requiring 150 ledgers in actual use, beside journals and auxiliary books. The quarterly dividends on the three funded loans falling due at different dates, together with the 10-40 and 6 per cents, now require the preparation of a schedule of interest each consecutive month of the year. The consolidated abstracts for January and July comprise about 1,500 printed pages, and those of the funded loans some 1,600 pages. Without the co-operation of the Treasury printing-office it would be quite impossible to prepare the schedules in the limited time allowed for that purpose.

Statement showing the number of cases, number and amount of registered and coupon bonds issued and canceled during the fiscal year ending June 30, 1878.

Loans.		Issued.									
		Direct issues.			Exchanges.			Transfers.			Total issue.
		No. of cases.	Bonds issued.	Amount.	No. of cases.	Bonds issued.	Amount.	No. of cases.	Bonds issued.	Amount.	Amount.
Spanish indemnity .....	R						10	20	\$81,563 15	\$81,563, 15	
1858 .....	R										
1861—February 8 .....	R				14	26	\$38,000	397	944	2,863,000 00	2,901,000 00
Oregon war .....	R						8	35	14,200 00	14,200 00	
1861—July 17 .....	R				100	260	602,200	1,671	7,402	22,975,050 00	23,577,250 00
1862 .....	R										
1863 .....	R				49	148	468,350	960	3,553	9,993,850 00	10,462,200 00
1864—10-40s .....	R				135	403	1,370,350	1,213	6,281	19,601,250 00	20,971,600 00
1864—June 30 .....	R										
1865 .....	R										
Consols of 1865 .....	R				630	3,418	15,054,500	1,081	5,828	32,646,300 00	47,700,800 00
Consols of 1867 .....	R				591	2,528	8,151,150	1,789	7,239	18,827,350 00	26,978,500 00
Consols of 1868 .....	R				85	161	297,500	393	1,376	4,257,500 00	4,555,000 00
Pacific Railroad loans .....	R							407	1,925	8,297,000 00	8,297,000 00
5 per cent. funded, 1881 .....	R				667	5,234	15,140,600	2,274	11,469	27,978,800 00	43,119,400 00
4½ per cent. funded, 1891 .....	R	39	48,911	\$36,720,950							36,720,950 00
	R	96	4,467	20,774,700	690	7,066	20,270,400	3,222	20,702	49,643,800 00	90,688,900 00
4 per cent. funded, 1907 .....	R	1,941	119,403	31,073,550							31,073,550 00
	R	2,931	26,338	67,584,500	178	1,477	2,165,050	4,195	31,803	43,861,450 00	113,611,000 00
3.65 District Columbia, funded .....	R				75	248	496,000	60	277	869,000 00	1,365,000 00
Totals .....		5,007	199,119	156,153,700	3,214	20,969	64,054,100	17,680	98,854	241,910,113 15	463,117,913 15

Statement showing the number of cases, number and amount of registered and coupon bonds issued and canceled, &c.—Continued.

Loans.	Canceled.								
	Redemptions.			Exchanges.		Transfers.		Total canceled.	
	No. of cases.	Bonds canceled.	Amount.	No. of bonds.	Amount.	No. of bonds.	Amount.	Amount.	
Spanish indemnity.....	R					15	\$81,563 15	\$81,563 15	
1858.....	C								
1861—February 8.....	R			38	\$38,000			38,000 00	
Oregon war.....	C					879	2,863,000 00	2,863,000 00	
1861—July 17.....	R			776	602,200	77	14,200 00	14,200 00	
1862.....	C							602,200 00	
1863.....	R	278	434			6,145	22,975,050 00	22,975,050 00	
1864—10-40s.....	C							150,850 00	
1864—June 30.....	R							4,250 00	
1865.....	C			538	468,350			468,350 00	
Consols of 1865.....	R					2,305	9,993,850 00	9,993,850 00	
Consols of 1867.....	C			1,760	1,370,350			1,370,350 00	
Consols of 1868.....	R					4,558	19,601,250 00	19,601,250 00	
Pacific Railroad loans.....	C							145,450 00	
5 per cent. funded, 1881.....	R	219	309					4,000 00	
4½ per cent. funded, 1891.....	R							75,441,200 00	
4 per cent. funded, 1907.....	C	6,561	90,141					3,245,850 00	
3.65 District Columbia, funded.....	R							46,422,000 00	
Totals.....		3,642	24,361	32,506	15,054,500	7,421	32,646,300 00	32,758,250 00	
		9	15	18,429	8,151,150	7,928	18,827,350 00	8,153,600 00	
		4	11	736	297,500			18,830,450 00	
						1,227	4,257,500 00	4,265,000 00	
						2,081	8,297,000 00	8,297,000 00	
				16,537	15,140,600			15,140,600 00	
						7,436	27,978,800 00	27,978,800 00	
				23,438	20,270,400			20,270,400 00	
						12,488	49,643,800 00	49,643,800 00	
				7,637	2,165,050			2,165,050 00	
						16,193	43,861,450 00	43,861,450 00	
				1,262	496,000			496,000 00	
						272	869,000 00	869,000 00	
Totals.....		10,713	115,271	116,484,900	103,657	61,054,100	69,025	241,910,113 15	422,449,113 15

## NOTE AND COUPON DIVISION.

At the close of the fiscal year ending June 30, 1878, the employes of this division consisted of twenty-eight clerks, eight males and twenty females, and two messengers.

The whole number of clerks employed during the year is forty-one, ten males and thirty-one females.

The average number per month during the year is twenty-eight, eight males and twenty females.

The following consolidated statement exhibits the character and amount of work accomplished during the fiscal year ending June 30, 1878:

*Redeemed, exchanged, and transferred United States bonds, with coupons attached, examined, registered, and scheduled for destruction.*

Authorizing act.	Number of bonds.	Amount.	Number of coupons.
June 30, 1864 .....	34,885	\$22,821,500	638,152
March 3, 1865 .....	71,003	49,365,050	1,222,827
July 17 and August 5, 1861 .....	1,890	756,550	29,777
March 3, 1863 .....	418	259,900	5,870
February 25, 1862 .....	3,368	1,046,600	52,832
March 3, 1865, consols .....	22,835	9,370,900	374,665
March 3, 1865, consols 1867 .....	23,885	7,837,200	495,035
Funded loan, 4½ per cent., July 14, 1870, and January 20, 1871 ..	19,437	17,434,450	1,078,522
June 20, 1874, District of Columbia .....	14,922	5,031,000	1,449,144
Total .....	192,643	113,923,150	5,346,824

*Treasury notes, interest coin-checks, coin and currency certificates, assorted, arranged, counted, registered, and compared.*

Notes, interest coin-checks, and certificates.	Authorizing act.	Number of pieces.	Amount.
One and two years 5 per cent .....	Mar. 3, 1863	231	\$5,810 00
Three years 6 per cent. compound-interest notes .....	Mar. 3, 1863	1,191	25,480 00
	June 30, 1864		
Three years 7½ Treasury notes .....	June 30, 1864	88	7,400 00
Do .....	Mar. 3, 1865		
Coin-certificates .....	July 17, 1861	1	50 00
Currency-certificates .....	Mar. 3, 1863	21,060	37,986,000 00
Interest coin-checks, 1881 .....	June 8, 1872	10,382	93,015,000 00
Interest coin-checks, 1891 .....	July 14, 1870	19,567	11,032,573 13
	Jan. 20, 1871		
Interest coin-checks, 1907 .....	July 14, 1870	6,843	1,863,513 87
	Jan. 20, 1871		
Interest checks, District of Columbia .....	July 14, 1870	3,668	575,621 55
	Jan. 20, 1871		
Total .....	June 20, 1874	342	163,885 00
Total .....		63,373	144,675,333 55

Coupons redeemed detached from bonds and notes, assorted, arranged numerically, and counted, 2,855,300; registered, 2,852,216; examined and compared, 2,770,119.

## NOTE AND FRACTIONAL CURRENCY DIVISION.

Statement showing the number of notes and amount of United States notes and fractional currency examined, counted, canceled, and destroyed, for the year ending June 30, 1878.

	No. of notes.	Amount.
United States notes, new issue.....	353,497	\$3,460,250
United States notes, series 1869.....	5,304,610	35,643,000
United States notes, series 1874.....	5,559,034	15,993,750
United States notes, series 1875.....	9,643,348	23,380,950
United States notes, series 1878.....	8 <sup>86</sup>	90,450
United States demand notes.....	170	1,425
United States fractional currency, first issue.....	33,900	5,795
United States fractional currency, second issue.....	32,700	4,685
United States fractional currency, third issue.....	92,400	18,620
United States fractional currency, fourth issue.....	2,160,000	351,600
United States fractional currency, fourth issue, second series.....	176,000	88,000
United States fractional currency, fourth issue, third series.....	712,000	356,000
United States fractional currency, fifth issue.....	14,280,000	2,976,000
Total.....	38,348,545	82,370,525

## TONNAGE DIVISION.

The total tonnage of the country exhibits a decrease of 29,835 tons, the registered tonnage having increased 17,854 tons, the licensed tonnage (under 20 tons) 817 tons, while the enrolled tonnage has decreased 48,506 tons.

The actual decrease is believed to be about 29,660 tons; this amount being the excess of the losses over the gains during the year.

The aggregate has been reduced by vessels laid up and not redocumented, rebuilt, readmeasured, used for inland trade and other purposes and sold to the United States Government.

Below are given the totals for the last two years:

	1877.		1878.	
	Vessels.	Tons.	Vessels.	Tons.
Registered.....	2,988	1,611,193	3,037	1,629,047
Enrolled and licensed.....	22,398	2,631,407	22,227	2,583,717
Total.....	25,386	4,242,600	25,264	4,212,764

The comparison of the different classes of vessels is as follows:

	1877.		1878.	
	Vessels.	Tons.	Vessels.	Tons.
Sailing-vessels.....	18,021	2,580,389	17,523	2,521,319
Steam-vessels.....	4,395	1,171,196	4,472	1,167,678
Canal-boats.....	996	81,395	1,071	88,691
Barges.....	1,914	409,620	2,198	435,076
Total.....	25,386	4,242,600	25,264	4,212,764

It may be seen from the foregoing that the canal-boat tonnage has increased 7,296 tons, and the barge-tonnage 25,456 tons, while the sailing-tonnage has decreased 59,070 tons, and the steam-tonnage 3,518 tons.

The proportion of the sailing-tonnage registered is 53 per centum, and the steam-tonnage 15 per centum.



## SHIP BUILDING.

The following table exhibits the class, number, and tonnage of the vessels built during the last two fiscal years:

	1877.		1878.	
	Vessels.	Tons.	Vessels.	Tons.
Sailing-vessels .....	581	106,331	532	106,067
Steam-vessels .....	265	47,514	334	81,860
Canal-boats .....	29	3,022	19	1,808
Barges .....	154	19,725	373	45,669
Total .....	1,029	176,592	1,258	235,504

From the foregoing it appears that the amount built during the past year was more by 58,912 tons than that of the preceding year.

The tonnage built during the last two years in the several grand divisions of the country is shown below:

	1877.		1878.	
	Vessels.	Tons.	Vessels.	Tons.
Atlantic and Gulf coasts .....	620	120,278	634	143,805
Pacific coast .....	88	12,718	63	11,333
Northern lakes .....	89	8,903	101	11,438
Western rivers .....	232	34,693	460	68,928
Total .....	1,029	176,592	1,258	235,504

The following table exhibits the iron tonnage built in the country since 1868:

	1868.	1869.	1870.	1871.	1872.	1873.	1874.	1875.	1876.	1877.	1878.
Sailing-vessels .....		1,039	679	2,067							
Steam-vessels .....	2,801	3,545	7,602	13,412	12,766	26,548	33,097	21,632	21,346	5,927	26,960
Total .....	2,801	4,584	8,281	15,479	12,766	26,548	33,097	21,632	21,346	5,927	26,960

Tables showing the amount of iron tonnage outstanding may be found in the appendix to the Report on Commerce and Navigation.

## THE FISHERIES.

The tonnage engaged in the fisheries during the last two years is as follows:

Fisheries.	1877.		1878.	
	Vessels.	Tons.	Vessels.	Tons.
Cod and mackerel fisheries .....	2,288	91,085	2,435	86,546
Whale fisheries .....	179	40,593	182	39,700

Below is shown the amount of tonnage employed in the cod and mackerel fisheries, with the per centum of each State:

States.	Tonnage.	Per cent.
Maine .....	20,937	24.2
New Hampshire .....	1,218	1.4
Massachusetts .....	49,272	56.9
Rhode Island .....	2,996	3.4
Connecticut .....	4,665	5.4
New York .....	5,677	6.6
New Jersey .....	25	.0
Pennsylvania .....	5	.0
Florida .....	61	.1
California .....	1,690	2.0
Total .....	86,546	100

This shows a decrease of about 5 per cent. during the year.  
The tonnage employed in the whale fisheries is given below:

Customs-districts	1877.		1878.	
	Vessels.	Tons.	Vessels.	Tons.
Boston, Mass. ....			4	423
Barnstable, Mass. ....	21	2,036	23	2,209
Edgartown, Mass. ....	3	634	3	634
New Bedford, Mass. ....	140	36,121	141	34,882
New London, Conn. ....	13	1,670	11	1,552
San Francisco, Cal. ....	2	132		
Total .....	179	40,593	182	39,700

Of the above, nearly 88 per cent. belongs at New Bedford.  
Complete tables showing the various classes of tonnage may be found in the appendix to this report.

#### DIVISION OF RECEIPTS AND EXPENDITURES.

The following statement exhibits the work of this division for the year ending June 30, 1878:

The number of warrants registered during the year for civil, diplomatic, miscellaneous, internal-revenue, and public-debt expenditures and repayments was .....	22,145	
In the preceding year .....	23,832	
Decrease .....		1,687
The number of warrants registered for receipts from customs, lands, internal revenue, direct tax, and miscellaneous sources was .....	10,924	
In the preceding year .....	10,829	
Increase .....		95
The number of warrants registered for payments and repayments in the War, Navy, and Interior (pension and Indian) Departments was .....	11,332	
In the preceding year .....	13,453	
Decrease .....		2,121
The number of drafts registered was .....	30,112	
In the preceding year .....	35,878	
Decrease .....		5,766
The number of journal pages required for the entry of accounts relating to the civil, diplomatic, internal-revenue, miscellaneous, and public-debt receipts and expenditures was .....	5,087	
In the preceding year .....	5,188	
Decrease .....		101
The number of certificates furnished for settlement of accounts was ..	12,933	
In the preceding year .....	13,185	
Decrease .....		252
The number of accounts received from the First and Fifth Auditors and Commissioner of General Land Office was .....	21,578	
In the preceding year .....	22,838	
Decrease .....		1,260

In the appendix will be found a statement of the receipts and expenditures of the government, as required by the standing order of the House of Representatives of December 30, 1791, and section 237 of the Revised Statutes; also, statements of the amount of money expended and number of persons employed, and the occupation and salary of each person at each custom-house, as required by section 258 of the Revised Statutes.

Very respectfully, your obedient servant,

G. W. SCOFIELD,  
*Register.*

Hon. JOHN SHERMAN,  
*Secretary of the Treasury.*

## APPENDIX.

*Statement of the receipts of the United States for the fiscal year ending June 30, 1878.*

## FROM CUSTOMS.

G. F. Fox, collector, Bangor, Me .....	\$4,040 65
E. S. J. Nealley, collector, Bath, Me .....	12,669 09
W. C. Marshall, collector, Belfast, Me .....	1,445 02
O. McFadden, collector, Wiscasset, Me .....	600 47
A. Vandine, collector, Aroostook, Me .....	7,263 07
N. B. Nutt, collector, Passamaquoddy, Me .....	25,267 83
L. M. Morrill, collector, Portland, Me .....	254,642 04
J. A. Hall, collector, Waldoborough, Me .....	900 10
W. H. Sargent, collector, Castine, Me .....	888 82
M. Lowell, collector, Saco, Me .....	32 40
George Leavett, collector, Machias, Me .....	449 18
J. W. Sargent, collector, Kennebunk, Me .....	2,316 91
J. D. Hopkins, collector, Frenchman's Bay, Me .....	85 76
A. F. Howard, collector, Portsmouth, N. H. ....	14,324 86
William Wells, collector, Vermont, Vt .....	397,188 56
W. A. Simmons, late collector, Boston, Mass .....	9,750,690 14
T. Russell, late collector, Boston, Mass .....	39 77
A. W. Beard, collector, Boston, Mass .....	3,154,474 73
W. P. Hiller, collector, Nantucket, Mass .....	90 41
T. J. Babson, collector, Gloucester, Mass .....	6,138 02
S. Dodge, collector, Marblehead, Mass .....	1,551 87
J. A. P. Allen, collector, New Bedford, Mass .....	25,321 15
W. H. Huse, collector, Newburyport, Mass .....	57,751 36
C. H. Odell, collector, Salem, Mass .....	7,828 65
J. Brady, Jr., collector, Fall River, Mass .....	15,281 46
T. Loring, late collector, Plymouth, Mass .....	27,421 95
Samuel H. Doten, collector, Plymouth, Mass .....	2,521 90
F. B. Goss, collector, Barnstable, Mass .....	922 97
C. B. Marchant, collector, Edgartown, Mass .....	975 81
James Shaw, collector, Providence, R. I .....	162,233 81
F. A. Pratt, collector, Newport, R. I .....	210 16
A. Putnam, collector, Middletown, Conn .....	7,428 81
C. Northrop, collector, New Haven, Conn .....	285,566 63
J. A. Tibbetts, collector, New London, Conn .....	71,416 53
J. S. Hanover, collector, Fairfield, Conn .....	1,549 57
G. Hubbard, collector, Stonington, Conn .....	206 42
C. A. Arthur, collector, New York, N. Y .....	91,431,647 25
S. Cooper, collector, Cape Vincent, N. Y .....	29,058 78
P. P. Kidder, collector, Dunkirk, N. Y .....	307 92
J. C. Whitney, collector, Albany, N. Y .....	109,032 23
D. K. Carter, collector, Genesee, N. Y .....	103,251 72
S. P. Remington, collector, Oswegatchie, N. Y .....	139,691 59
E. Root, late collector, Oswego, N. Y .....	17,641 08
D. G. Fort, collector, Oswego, N. Y .....	408,232 37
J. Tyler, collector, Buffalo, N. Y .....	421,513 57
T. E. Ellsworth, late collector, Niagara, N. Y .....	216,649 70
B. Flagler, collector, Niagara, N. Y .....	55,309 14
S. Moffett, collector, Champlain, N. Y .....	153,217 16
C. H. Houghton, collector, Perth Amboy, N. J .....	402 40
W. A. Baldwin, collector, Newark, N. J .....	1,916 50
J. H. Bartlett, collector, Little Egg Harbor, N. J .....	7 00
J. S. Rutan, collector, Pittsburgh, Pa .....	48,753 70
A. P. Tutton, collector, Philadelphia, Pa .....	6,887,911 63
J. R. Willard, late collector, Erie, Pa .....	16,336 68
H. L. Brown, collector, Erie, Pa .....	766 57
L. Thompson, collector, Delaware .....	19,293 03
E. Wilkins, late collector, Baltimore, Md .....	37,369 15
J. L. Thomas, collector, Baltimore, Md .....	2,924,827 55
C. S. English, late collector, Georgetown, D. C .....	539 20
F. Dodge, collector, Georgetown, D. C .....	4,370 02
C. S. Mills, collector, Richmond, Va .....	16,555 90
A. A. Warfield, collector, Alexandria, Va .....	588 85
B. S. Burch, collector, Petersburg, Va .....	76 98
George Toy, collector, Cherrystone, Va .....	134 50
J. S. Braxton, collector, Norfolk, Va .....	36,032 72
James Gilchrist, collector, Wheeling, W. Va .....	2,199 65
J. C. Abbott, late collector, Wilmington, N. C .....	30,204 28
W. P. Canaday, collector, Wilmington, N. C .....	5,195 28
T. A. Henry, collector, Pamlico, N. C .....	3,015 24
A. C. Davis, collector, Beaufort, N. C .....	21 88
H. G. Worthington, late collector, Charleston, S. C .....	26,726 23
C. H. Baldwin, collector, Charleston, S. C .....	27,935 20
H. F. Heriot, collector, Georgetown, S. C .....	123 10
George Gage, collector, Beaufort, S. C .....	15,281 46

Carried forward..... 117,494,214 44

## Statement of the receipts of the United States, &amp;c.—Continued.

## FROM CUSTOMS—Continued.

Brought forward.....	\$117,494,214 44	
J. Shepard, collector, Saint Mary's, Ga.....	4,190 05	
W. Woodbridge, late collector, Savannah, Ga.....	252 49	
James Atkins, collector, Savannah, Ga.....	64,403 34	
H. T. Dunn, acting collector, Brunswick, Ga.....	6,380 02	
J. T. Collins, collector, Brunswick, Ga.....	11,226 84	
A. J. Goss, collector, Saint Augustine, Fla.....	36 64	
F. N. Wicker, collector, Key West, Fla.....	233,399 21	
J. M. Currie, collector, Saint Mark's, Fla.....	3,120 08	
A. J. Murat, collector, Apalachicola, Fla.....	230 10	
J. M. Howell, collector, Fernandina, Fla.....	5 48	
George C. McConnell, acting collector, Fernandina, Fla.....	1,025 26	
F. S. Grossman, collector, Fernandina, Fla.....	5,403 86	
F. C. Humphreys, collector, Pensacola, Fla.....	59,300 96	
H. Potter, jr., late collector, Pensacola, Fla.....	999 99	
Charles W. Blair, acting collector, Saint John's, Fla.....	31 05	
J. R. Scott, late collector, Saint John's, Fla.....	981 30	
E. Hopkins, collector, Saint John's, Fla.....	58 98	
J. C. Goodloe, late collector, Mobile, Ala.....	13,322 41	
R. T. Smith, collector, Mobile, Ala.....	34,667 83	
J. M. Tomeny, late collector, Mobile, Ala.....	3,637 07	
W. R. Bell, late collector, Selma, Ala.....	600 00	
W. Taylor, late collector, Pearl River, Miss.....	159 98	
H. P. Hurst, late collector, Pearl River, Miss.....	3,018 41	
W. G. Henderson, collector, Pearl River, Miss.....	1,196 80	
J. E. King, late collector, New Orleans, La.....	753,773 77	
T. C. Anderson, acting collector, New Orleans, La.....	775,837 48	
G. L. Smith, collector, New Orleans, La.....	57,043 37	
E. W. Holbrook, collector, Teche, La.....	27 36	
C. R. Prouty, late collector, Saluria, Tex.....	16,326 83	
C. W. Hartup, late acting collector, Saluria, Tex.....	348 89	
B. G. Shields, collector, Galveston, Tex.....	71,940 81	
J. L. Haynes, collector, Brazos, Tex.....	23,220 67	
L. Plato, late collector, Corpus Christi, Tex.....	157 56	
R. Paschal, collector, Corpus Christi, Tex.....	23,424 00	
S. C. Slade, collector, Paso del Norte, Tex. and N. Mex.....	15,443 40	
C. Coldwell, late collector, Paso del Norte, Tex. and N. Mex.....	3,022 06	
W. J. Smith, collector, Memphis, Tenn.....	20,451 84	
A. Woolf, collector, Nashville, Tenn.....	321 60	
T. O. Shackelford, collector, Louisville, Ky.....	47,364 50	
R. H. Stephenson, collector, Cincinnati, Ohio.....	311,807 09	
P. G. Watmough, late collector, Cuyahoga, Ohio.....	88 05	
G. W. Howe, collector, Cuyahoga, Ohio.....	92,459 69	
J. W. Fuller, collector, Miami, Ohio.....	12,378 26	
J. G. Pool, collector, Sandusky, Ohio.....	823 32	
D. V. Bell, collector, Detroit, Mich.....	157,085 43	
J. P. Sanborn, collector, Huron, Mich.....	109,204 24	
J. H. Chandler, late collector, Superior, Mich.....	1,953 53	
C. Y. Osborn, collector, Superior, Mich.....	3,553 54	
H. C. Akeley, collector, Michigan, Mich.....	1,700 78	
J. R. Jones, late collector, Chicago, Ill.....	390,189 12	
W. H. Smith, collector, Chicago, Ill.....	1,110,681 01	
H. Hammersley, collector, Evansville, Ind.....	1,015 50	
D. Mann, collector, Galena, Ill.....	2 88	
J. F. Long, collector, Saint Louis, Mo.....	1,523,153 68	
J. Nazro, collector, Milwaukee, Wis.....	53,131 08	
L. H. Moulton, collector, La Crosse, Wis.....	752 80	
I. C. Abercrombie, collector, Burlington, Iowa.....	14 60	
S. E. Lyons, collector, Dubuque, Iowa.....	1 95	
V. Smith, collector, Duluth, Minn.....	30,216 37	
J. Frankenfeld, collector, Minnesota, Minn.....	11,238 35	
J. Kelly, collector, Willamette, Oreg.....	130,671 00	
A. S. Mercer, late collector, Oregon, Oreg.....	299 02	
W. D. Hare, collector, Oregon, Oreg.....	13,775 17	
H. A. Webster, collector, Puget Sound, Wash.....	9,507 67	
W. W. Copeland, collector, Omaha, Nebr.....	744 62	
John Campbell, collector, Omaha, Nebr.....	53 59	
T. A. Cummings, collector, Montana and Idaho.....	3,803 18	
M. P. Berry, collector, Alaska, Alaska.....	4,814 75	
T. B. Shannon, collector, San Francisco, Cal.....	6,429,518 37	
W. W. Bowers, San Diego, Cal.....	15,414 83	
		\$130,170,680 20

## FROM SALES OF PUBLIC LANDS.

J. A. Williamson, Commissioner, General Land Office.....	470 04
Missouri River, Fort Scott and Gulf Railroad Company.....	1,498 80
J. M. Wilkinson, receiver of public moneys, Marquette, Mich.....	4,401 98
P. Hannah, receiver of public moneys, Traverse City, Mich.....	7,898 02
J. L. Jennings, receiver of public moneys, Ionia, Mich.....	1,700 00
J. M. Farland, receiver of public moneys, Detroit, Mich.....	402 51
E. J. Burton, receiver of public moneys, East Saginaw, Mich.....	2,752 44

Carried forward..... 19,123 79 130,170,680 20

## Statement of the receipts of the United States, &amp;c.—Continued.

## FROM SALES OF PUBLIC LANDS—Continued.

Brought forward .....	\$19, 123 79	\$130, 170, 680 20
J. F. Nason, receiver of public moneys, Falls Saint Croix, Wis. ....	4, 146 38	
D. L. Quaw, receiver of public moneys, Warsaw, Wis. ....	1, 399 11	
I. H. Wing, receiver of public moneys, Bayfield, Wis. ....	7, 171 15	
N. Thatchler, receiver of public moneys, Menasha, Wis. ....	5, 563 31	
J. Ulrich, receiver of public moneys, La Crosse, Wis. ....	7, 048 41	
J. M. Brackett, receiver of public moneys, Eau Claire, Wis. ....	4, 340 75	
V. W. Bayless, receiver of public moneys, Eau Claire, Wis. ....	50 00	
P. C. Stettin, receiver of public moneys, Detroit, Minn. ....	10, 115 12	
Ole Peterson, receiver of public moneys, Saint Cloud, Minn. ....	15, 127 06	
W. B. Heriott, receiver of public moneys, Redwood Falls, Minn. ....	10, 911 48	
C. C. Goodnow, receiver of public moneys, New Ulm, Minn. ....	11, 973 05	
T. H. Presnell, receiver of public moneys, Duluth, Minn. ....	5, 012 10	
J. H. Allen, receiver of public moneys, Fergus Falls, Minn. ....	4, 129 32	
W. H. Greenleaf, receiver of public moneys, Benson, Minn. ....	11, 630 19	
G. B. Folsom, receiver of public moneys, Taylor's Falls, Minn. ....	2, 556 93	
J. P. Moulton, receiver of public moneys, Worthington, Minn. ....	15, 379 14	
J. S. McClary, receiver of public moneys, Norfolk, Nebr. ....	414 56	
C. N. Baird, receiver of public moneys, Lincoln, Nebr. ....	3, 246 94	
W. Anyan, receiver of public moneys, Grand Island, Nebr. ....	5, 569 74	
C. W. Dorsey, receiver of public moneys, Bloomington, Nebr. ....	3, 336 96	
J. Worthing, late receiver of public moneys, Bloomington, Nebr. ....	137 55	
James Stott, receiver of public moneys, Niobrara, Nebr. ....	1, 798 31	
R. B. Harrington, receiver of public moneys, Beatrice, Nebr. ....	2, 905 25	
John Taffe, receiver of public moneys, North Platte, Nebr. ....	817 18	
H. H. Griffith, receiver of public moneys, Des Moines, Iowa. ....	530 25	
W. R. Smith, receiver of public moneys, Sioux City, Iowa. ....	705 73	
L. Davis, receiver of public moneys, Ironton, Mo. ....	1, 345 65	
George Ritchey, receiver of public moneys, Bonville, Mo. ....	1, 407 53	
J. Dumars, receiver of public moneys, Springfield, Mo. ....	1, 592 75	
J. H. Hodge, receiver of public moneys, Kirwin, Kans. ....	13, 882 88	
D. R. Wagstaff, receiver of public moneys, Salina, Kans. ....	23, 213 90	
H. Booth, receiver of public moneys, Larned, Kans. ....	14, 673 21	
E. Gilbert, late receiver of public moneys, Larned, Kans. ....	6, 316 65	
W. J. Hunter, receiver of public moneys, Hays City, Kans. ....	4, 800 53	
A. J. Vickers, late receiver of public moneys, Hays City, Kans. ....	3, 039 56	
E. J. Jenkins, receiver of public moneys, Concordia, Kans. ....	11, 775 91	
J. L. Dyer, receiver of public moneys, Wichita, Kans. ....	12, 636 43	
J. C. Redfield, late receiver of public moneys, Wichita, Kans. ....	4 10	
D. B. Emmert, receiver of public moneys, Humboldt, Kans. ....	1, 383 50	
H. M. Waters, receiver of public moneys, Independence, Kans. ....	542 33	
H. Kelly, receiver of public moneys, Topeka, Kans. ....	4, 263 45	
J. F. Fagan, late receiver of public moneys, Little Rock, Ark. ....	2, 827 60	
A. Hodges, receiver of public moneys, Little Rock, Ark. ....	1, 250 58	
A. S. Prather, late receiver of public moneys, Harrison, Ark. ....	4, 522 67	
R. S. Armitage, receiver of public moneys, Harrison, Ark. ....	1, 234 56	
A. A. Tufts, receiver of public moneys, Camden, Ark. ....	5, 817 00	
M. M. Freed, late receiver of public moneys, Dardanelle, Ark. ....	330 85	
F. Bolles, receiver of public moneys, Dardanelle, Ark. ....	755 85	
O. Morgan, receiver of public moneys, Tallahassee, Fla. ....	69 53	
J. Varnum, receiver of public moneys, Gainesville, Fla. ....	10, 767 16	
S. F. Halliday, late receiver of public moneys, Gainesville, Fla. ....	473 61	
P. J. Kaufman, receiver of public moneys, Huntsville, Ala. ....	1, 314 63	
J. A. Somerville, receiver of public moneys, Mobile, Ala. ....	129 85	
P. J. Strobach, receiver of public moneys, Montgomery, Ala. ....	252 46	
R. J. Alcorn, receiver of public moneys, Jackson, Miss. ....	799 19	
C. L. C. Cass, late receiver of public moneys, Jackson, Miss. ....	788 51	
J. Neville, late receiver of public moneys, New Orleans, La. ....	123 42	
George Baldey, receiver of public moneys, New Orleans, La. ....	106 25	
A. E. Lamee, receiver of public moneys, Natchitoches, La. ....	708 85	
J. F. McKenna, receiver of public moneys, Deadwood, Dak. ....	1, 040 00	
L. D. F. Poore, receiver of public moneys, Springfield, Dak. ....	6, 851 78	
G. Agersburg, late receiver of public moneys, Springfield, Dak. ....	193 91	
J. M. Washburn, receiver of public moneys, Sioux Falls, Dak. ....	44, 711 15	
L. S. Bayless, receiver of public moneys, Yankton, Dak. ....	7, 814 42	
E. M. Brown, receiver of public moneys, Bismarck, Dak. ....	1, 647 73	
T. M. Pugh, receiver of public moneys, Fargo, Dak. ....	32, 116 13	
E. W. Henderson, receiver of public moneys, Central City, Colo. ....	6, 047 81	
W. K. Burchinell, receiver of public moneys, Fair Play, Colo. ....	9, 706 77	
M. H. Fitch, receiver of public moneys, Pueblo, Colo. ....	15, 309 44	
S. F. Thomson, receiver of public moneys, Denver, Colo. ....	16, 709 18	
C. A. Brastow, receiver of public moneys, Del Norte, Colo. ....	10, 265 83	
C. B. Hickman, receiver of public moneys, Lake City, Colo. ....	3, 815 75	
James Stout, receiver of public moneys, Boise City, Idaho. ....	6, 522 94	
R. J. Monroe, receiver of public moneys, Lewiston, Idaho. ....	6, 246 06	
S. C. Wright, receiver of public moneys, Carson City, Nev. ....	23, 860 84	
J. J. Works, receiver of public moneys, Eureka, Nev. ....	9, 951 00	
W. M. Stafford, late receiver of public moneys, Elko, Nev. ....	936 50	
M. P. Fieeman, receiver of public moneys, Elko, Nev. ....	400 00	
M. Barcla, receiver of public moneys, La Mesilla, N. Mex. ....	2, 456 25	
George R. Smith, late receiver of public moneys, Sante Fé, N. Mex. ....	34 50	
C. M. Howard, receiver of public moneys, Sante Fé, N. Mex. ....	227 50	
Carried forward .....	500, 962 05	130, 170, 680 20

## Statement of the receipts of the United States, &amp;c.—Continued.

## FROM SALES OF PUBLIC LANDS—Continued.

Brought forward	\$500,962 05	\$130,170,680 20
George Lount, receiver of public moneys, Prescott, Ariz	4,218 92	
L. Ruggles, receiver of public moneys, Florence, Ariz	18,375 00	
M. L. Stiles, late receiver of public moneys, Florence, Ariz	2,284 00	
M. M. Bane, receiver of public moneys, Salt Lake, Utah	40,752 79	
J. W. Barnes, late receiver of public moneys, Beaver City, Utah	264 09	
J. C. Whipple, receiver of public moneys, Cheyenne, Wyo	7,088 77	
E. N. Sweet, receiver of public moneys, Colfax, Wash	7,002 30	
R. G. Stuart, receiver of public moneys, Olympia, Wash	20,761 98	
S. W. Brown, receiver of public moneys, Vancouver, Wash	2,674 83	
W. C. Paluter, receiver of public moneys, Walla Walla, Wash	38,637 50	
F. P. Sterling, receiver of public moneys, Helena, Mont	16,747 16	
J. V. Bogert, receiver of public moneys, Bozeman, Mont	3,430 00	
C. N. Thornberg, receiver of public moneys, The Dalles, Oreg	5,199 67	
D. Chaplin, receiver of public moneys, La Grande, Oreg	14,497 42	
George Coun, receiver of public moneys, Lake View, Oreg	4,667 04	
T. R. Harrison, receiver of public moneys, Oregon City, Oreg	4,979 71	
J. C. Fullerton, receiver of public moneys, Roseburg, Oreg	14,020 44	
S. Cooper, receiver of public moneys, Humboldt, Cal	66,585 25	
T. May, receiver of public moneys, Independence, Cal	5,784 94	
J. W. Haverstick, receiver of public moneys, Los Angeles, Cal	19,124 05	
L. T. Crane, receiver of public moneys, Marysville, Cal	73,936 68	
H. Fellows, receiver of public moneys, Sacramento, Cal	46,176 37	
H. C. Chamberlain, receiver of public moneys, San Francisco, Cal	44,845 66	
C. McDonald, receiver of public moneys, Shasta, Cal	11,346 12	
A. Dolrowsky, receiver of public moneys, Shasta, Cal	640 65	
O. Perrin, receiver of public moneys, Stockton, Cal	49,112 74	
A. Miller, receiver of public moneys, Susanville, Cal	31,612 19	
M. C. Andross, late receiver of public moneys, Visalia, Cal	8,148 56	
T. Lindsey, receiver of public moneys, Visalia, Cal	15,766 49	

1,079,743 37

## FROM INTERNAL REVENUE.

Commissioner of Internal Revenue	5,941,723 93	
Treasurer United States	2,602 30	
L. H. Mayer, collector 1st district, Alabama	67,758 96	
D. B. Booth, collector 2d district, Alabama	70,464 93	
H. M. Cooper, collector 3d district, Arkansas	65,252 41	
E. Wheeler, collector district of Arkansas	51,017 48	
T. Cordis, collector district of Arizona	20,116 44	
William Higbee, collector 1st district, California	1,844,481 01	
A. S. Frost, collector 4th district, California	300,184 10	
J. C. Wilson, collector 4th district, Colorado	83,507 90	
J. Selden, collector 1st district, Connecticut	296,447 41	
D. F. Hollister, collector 2d district, Connecticut	280,452 90	
W. K. Hollenback, collector district of Dakota	29,846 45	
J. M. McIntyre, collector district of Delaware	480,937 00	
A. A. Knight, collector district of Florida	185,003 42	
H. Jenkins, late collector district of Florida	1,513 41	
A. Clark, collector 2d district, Georgia	235,704 72	
J. S. Fannin, late collector 3d district, Georgia	41,631 74	
E. E. Wade, collector 3d district, Georgia	52,637 74	
J. D. Hancy, collector 1st district, Illinois	8,185,225 67	
W. B. Allen, collector 2d district, Illinois	223,469 74	
A. Nase, collector 3d district, Illinois	854,483 48	
J. Tillson, collector 4th district, Illinois	1,104,218 46	
H. Knowles, collector 5th district, Illinois	6,583,003 08	
J. W. Hill, collector 7th district, Illinois	53,189 56	
J. Merriam, collector 8th district, Illinois	2,027,262 98	
J. C. Willis, collector 13th district, Illinois	620,879 24	
J. C. Geer, late collector, Idaho	1,323 88	
A. Savage, collector, Idaho	19,732 34	
J. C. Veatch, collector 1st district, Indiana	158,834 81	
W. Cumback, collector 4th district, Indiana	2,734,258 90	
F. Baggs, collector 6th district, Indiana	683,874 96	
F. White, collector 7th district, Indiana	1,923,940 12	
George Moon, collector 10th district, Indiana	142,427 29	
J. F. Wildman, collector 11th district, Indiana	79,635 10	
S. S. Farwell, collector 2d district, Iowa	179,912 45	
M. M. Trumbull, late collector 3d district, Iowa	218,039 63	
J. E. Simpson, collector 3d district, Iowa	106,999 23	
John Connell, collector 4th district, Iowa	191,856 64	
L. P. Sherman, collector 5th district, Iowa	257,574 10	
T. E. McCracken, late collector 6th district, Iowa	62 90	
A. M. Blair, late collector district of Kansas	80,507 97	
J. C. Carpenter, collector district of Kansas	78,541 64	
J. D. Kelley, late collector 1st district, Kentucky	2,000 00	
J. H. Reno, late collector 2d district, Kentucky	17 06	
O. P. Johnson, late collector 2d district, Kentucky	328,675 68	
W. A. Stuart, collector 2d district, Kentucky	249,123 07	
J. F. Buckner, collector 5th district, Kentucky	2,723,643 85	

Carried forward 39,864,303 08 131,250,423 57

## Statement of the receipts of the United States, &amp;c.—Continued.

## FROM INTERNAL REVENUE—Continued.

Brought forward.....	\$39,864,303 08	\$131,250,423 57
W. S. Holden, collector 6th district, Kentucky.....	2,495,509 76	
A. M. Swope, collector 7th district, Kentucky.....	825,437 38	
W. J. Landrum, collector 8th district, Kentucky.....	157,817 61	
J. E. Blaine, collector 9th district, Kentucky.....	107,048 63	
J. Cockren, collector, Louisiana.....	782,379 14	
F. J. Rollins, collector 1st district, Maine.....	70,695 78	
A. Ruggles, late collector 4th district, Maine.....	373 48	
R. M. Proud, collector 3d district, Maryland.....	2,210,127 29	
D. C. Bruce, collector 4th district, Maryland.....	108,077 37	
C. W. Slack, collector 3d district, Massachusetts.....	1,249,066 42	
C. C. Dame, collector 5th district, Massachusetts.....	863,940 71	
C. R. Tinker, collector 10th district, Massachusetts.....	311,356 64	
L. S. Trowbridge, collector 1st district, Michigan.....	1,181,405 38	
H. B. Rowleson, collector 3d district, Michigan.....	192,110 20	
S. S. Bailey, collector 4th district, Michigan.....	98,822 73	
C. V. De Lano, collector 6th district, Michigan.....	125,559 33	
A. C. Smith, collector 1st district, Minnesota.....	99,279 60	
I. N. Hall, late collector 1st district, Minnesota.....	1,240 97	
W. Bickel, collector 2d district, Minnesota.....	175,433 70	
M. Shaughnessy, late collector 1st district, Mississippi.....	2,415 46	
H. B. McClure, late collector 2d district, Mississippi.....	273 32	
R. C. Powers, collector 2d district, Mississippi.....	85,928 74	
J. H. Sturgeon, collector 1st district, Missouri.....	4,338,756 36	
W. M. Hamilton, late collector 2d district, Missouri.....	2,984 42	
A. B. Carroll, collector 2d district, Missouri.....	54,709 62	
A. C. Stewart, collector 4th district, Missouri.....	321,344 71	
D. H. Budlong, collector 5th district, Missouri.....	112,077 11	
R. T. Van Horn, collector 6th district, Missouri.....	250,931 39	
T. P. Fuller, collector district Montana.....	27,103 88	
H. A. Newman, collector district Nebraska.....	701,308 37	
F. C. Lord, collector district Nevada.....	58,238 88	
G. A. Smith, collector district New Mexico.....	18,971 19	
A. H. Young, collector district New Hampshire.....	231,404 56	
W. P. Tatem, collector 1st district, New Jersey.....	217,703 45	
C. Barcalow, collector 3d district, New Jersey.....	360,604 40	
R. B. Hathorn, collector 5th district, New Jersey.....	4,513,147 15	
J. Freeland, collector 1st district, New York.....	3,697,217 03	
Max Weber, late collector 2d district, New York.....	86	
M. B. Blake, collector 2d district, New York.....	2,781,903 32	
J. Archbold, late collector 3d district, New York.....	112 70	
M. D. Stiner, collector 11th district, New York.....	135,611 43	
Max Weber, collector 3d district, New York.....	3,895,943 88	
J. M. Johnson, collector 12th district, New York.....	471,480 99	
R. P. Lathrop, collector 14th district, New York.....	631,918 36	
J. T. Masters, collector 15th district, New York.....	211,125 88	
J. C. P. Kincaid, collector 21st district, New York.....	332,548 32	
J. B. Strong, collector 24th district, New York.....	629,363 12	
B. De Voe, collector 26th district, New York.....	221,409 61	
J. D. Decker, late collector 28th district, New York.....	68,290 98	
B. Van Horn, collector 28th district, New York.....	760,301 44	
F. Buell, collector 30th district, New York.....	1,126,667 60	
T. Powers, collector 2d district, North Carolina.....	65,674 89	
I. J. Young, collector 4th district, North Carolina.....	800,760 70	
C. S. Winstead, collector 5th district, North Carolina.....	144,297 65	
W. H. Wheeler, collector 5th district, North Carolina.....	537,228 98	
J. J. Mott, collector 6th district, North Carolina.....	252,228 24	
L. Weitzel, late collector 1st district, Ohio.....	9,192,762 90	
A. Smith, jr., collector 1st district, Ohio.....	535,270 08	
R. Williams, collector 3d district, Ohio.....	1,113,115 83	
W. W. Wilson, late collector 4th district, Ohio.....	310,462 95	
R. P. Kennedy, collector 4th district, Ohio.....	90,558 51	
C. B. Wilson, late collector 5th district, Ohio.....	1,193 33	
J. Pursell, collector 6th district, Ohio.....	433,386 36	
C. C. Walcutt, collector 7th district, Ohio.....	228,128 94	
J. R. Swigert, late collector 10th district, Ohio.....	25,453 75	
C. Waggner, collector 10th district, Ohio.....	969,922 87	
B. F. Coates, collector 11th district, Ohio.....	777,623 75	
J. L. Kissenger, late collector 15th district, Ohio.....	76,904 41	
J. Palmer, collector 15th district, Ohio.....	91,765 55	
C. B. Pettengell, collector 18th district, Ohio.....	856,430 71	
O. N. Denny, late collector district Oregon.....	255 11	
J. C. Cartwright, collector district Oregon.....	59,771 19	
J. Ashworth, collector 1st district, Pennsylvania.....	2,212,359 82	
S. M. Zulick, late collector 3d district, Pennsylvania.....	250 47	
J. R. Brettenbach, late collector 6th district, Pennsylvania.....	246 11	
J. T. Valentine, collector 8th district, Pennsylvania.....	438,231 02	
H. E. Muhlenberg, late collector 9th district, Pennsylvania.....	81,458 03	
T. H. Wiley, collector 9th district, Pennsylvania.....	722,348 90	
E. H. Chase, collector 12th district, Pennsylvania.....	297,100 96	
C. J. Bruner, collector 14th district, Pennsylvania.....	170,062 51	
E. Scull, collector 16th district, Pennsylvania.....	184,123 06	

Carried forward.....

97,911,885 81 131,250,423 57



## Statement of the receipts of the United States, &amp;c.—Continued.

## FROM INTERNAL REVENUE—Continued.

Brought forward.....	\$97,911,885 81	\$131,250,423 57
C. M. Lynch, collector 19th district, Pennsylvania.....	98,450 96	
J. C. Brown, collector 20th district, Pennsylvania.....	103,012 91	
T. W. Davis, collector 22d district, Pennsylvania.....	1,156,119 13	
J. M. Sullivan, collector 23d district, Pennsylvania.....	467,896 11	
E. H. Rhodes, collector district Rhode Island.....	246,759 65	
L. C. Carpenter, late collector district South Carolina.....	4,731 12	
E. W. Ferris, late collector district South Carolina.....	45 05	
E. M. Bruyton, collector district South Carolina.....	112,941 57	
J. K. Miller, late collector 1st district, Tennessee.....	425 00	
J. A. Cooper, collector 2d district, Tennessee.....	107,331 92	
D. B. Cliffe, late collector 5th district, Tennessee.....	184,869 72	
W. M. Woodcock, collector 5th district, Tennessee.....	442,600 75	
F. Hunt, late collector 6th district, Tennessee.....	565 25	
R. F. Patterson, collector 6th district, Tennessee.....	109,565 38	
A. W. Hawkins, late collector 7th district, Tennessee.....	146 62	
W. H. Sinclair, collector 1st district, Texas.....	118,546 09	
L. G. Brown, late collector 2d district, Texas.....	154 81	
R. F. Campbell, late collector 3d district, Texas.....	8,354 73	
M. N. Brewster, collector 3d district, Texas.....	73,175 79	
A. G. Malloy, collector 4th district, Texas.....	68,084 81	
O. J. Hollister, collector district Utah.....	44,275 44	
C. S. Dana, collector district Vermont.....	44,089 09	
G. S. Richards, late collector 2d district, Virginia.....	52,783 00	
S. R. Stirling, late collector 2d district, Virginia.....	1,598 77	
J. D. Brady, collector 2d district, Virginia.....	1,086,868 88	
E. E. White, late collector 3d district, Virginia.....	39,642 16	
O. H. Russell, collector 3d district, Virginia.....	2,311,353 89	
W. L. Fernald, collector 4th district, Virginia.....	1,235,457 49	
J. H. Rives, collector 5th district, Virginia.....	1,523,730 08	
B. B. Botts, late collector 6th district, Virginia.....	215,515 10	
S. R. Stirling, collector 6th district, Virginia.....	1,257 54	
J. H. Duval, collector 1st district, West Virginia.....	297,431 47	
G. W. Brown, collector 2d district, West Virginia.....	40,462 05	
J. M. Bean, collector 1st district, Wisconsin.....	2,003,319 18	
H. Hamden, collector 2d district, Wisconsin.....	143,055 78	
A. K. Osborn, collector 3d district, Wisconsin.....	194,684 35	
H. E. Kelley, collector 6th district, Wisconsin.....	91,810 84	
E. P. Snow, collector, Wyoming.....	15,727 45	
J. R. Hayden, collector, Washington.....	22,899 00	

110,581,624 74

## FROM CONSULAR FEES.

L. Adams, acting consul, Geneva.....	37 50
D. Atwater, consul, Tahiti.....	454 02
C. M. Allen, consul, Bermuda.....	1,601 72
G. J. Abbott, commercial agent, Windsor.....	148 75
D. H. Bailey, consul, Hong Kong.....	8,158 77
S. H. M. Byers, consul, Zurich.....	2,832 83
F. Borchert, consul, Leghorn.....	794 47
A. Badeau, consul-general, London.....	12,135 97
L. Bartlett, consul, Martinique.....	1,534 65
J. A. Bridgland, consul, Havre.....	3,945 62
E. L. Baker, consul, Buenos Ayres.....	3,150 28
O. B. Bradford, vice-consul-general, Shanghai.....	2,666 17
E. P. Beauchamp, consul, Aix-La-Chapelle.....	2,735 92
S. P. Bagley, consul, Palermo.....	2,325 86
B. H. Barrows, consul, Dublin.....	1,513 13
E. S. Benson, vice-consul, Osaka and Hiogo.....	387 53
N. Crane, consul, Manchester.....	4,525 07
T. Canisius, consul, Bristol.....	1,238 05
R. S. Chilton, consul, Clifton.....	610 50
Clews, Habright & Co., bankers, London.....	18,513 47
C. S. Caldwell, consul, Montevideo.....	1,953 77
J. S. Crosby, consul, Florence.....	1,670 83
S. F. Cooper, consul, Glasgow.....	3,906 19
F. Crocker, consul, Montevideo.....	1,488 35
E. Conroy, consul, San Juan, P. R.....	527 05
M. Chance, consul, Nassau.....	917 51
W. Crosby, consul, Tahahuano.....	373 24
A. Cons, consul, Para, Brazil.....	2,126 38
J. C. S. Colby, consul, Chin Kiang.....	374 81
R. T. Clayton, consul, Callao.....	2,798 90
J. A. Campbell, consul, Basle.....	446 25
W. A. Dart, consul-general, Montreal.....	3,202 02
A. N. Duffie, consul, Cadiz.....	863 17
D. M. Dunn, consul, Prince Edward Island.....	1,084 39
J. M. Donnen, consul, Belfast.....	6,291 40
W. W. D. uglas, consul, Bradford.....	1,226 48
M. M. De Lano, consul, Foo-Chow.....	934 42
B. O. Duncan, consul, Naples.....	1,488 67

Carried forward.....

100,999 31 241,832,048 31

## Statement of the receipts of the United States, &amp;c.—Continued.

## FROM CONSULAR FEES—Continued.

Brought forward.....	\$100,999 31	\$241,832,048 31
H. Driver, consul, Auckland.....	750 79	
L. E. Dyer, consul, Odessa.....	45 50	
H. W. Diman, consul, Lishon.....	367 56	
G. B. Dawson, consul, Cork.....	142 74	
A. V. Dockery, consul, Leeds.....	590 00	
S. W. Dabney, consul, Fayal.....	753 93	
A. J. De Zeyk, vice-consul, Lyons.....	1,526 68	
C. Duprey, vice-consul, Seychelles.....	107 05	
F. S. De Haas, consul, Jerusalem.....	19 50	
H. W. Denison, vice-consul-general, Kanagawa.....	1,144 26	
C. W. Drury, vice commercial agent, Lanthala.....	60 14	
O. N. Denny, consul, Tein-Tsin.....	56 95	
H. Erni, consul, Basle.....	1,587 00	
W. W. Edgecomb, consul, Capetown.....	761 24	
P. M. Eder, consul, Guayaquil.....	991 44	
R. A. Edes, consul, Bahia.....	908 22	
J. F. Edgar, consul, Beirut.....	97 27	
E. E. Farman, consul-general, Cairo.....	273 27	
L. Fairchild, consul, Liverpool.....	15,503 89	
P. Figyelmesy, consul, Demarara.....	2,175 08	
F. E. Frye, consul, Omoa.....	290 80	
J. C. Fletcher, late consul, Oporto.....	34 03	
J. R. Gearay, vice-consul, Malaga.....	262 87	
A. Grovenor, vice-consul, Winnepeg.....	292 00	
G. Grant, vice-consul, Leghorn.....	200 20	
B. Gerrish, jr., consul, Bordeaux.....	4,764 01	
S. Goutier, consul, Cape Haytien.....	652 97	
G. Gerard, consul, Port Stanley.....	2 64	
J. B. Gould, consul, Birmingham.....	2,960 91	
G. Goward, late commercial agent, Goderich.....	188 11	
A. Gentle, vice-consul, Singapore.....	813 86	
J. G. Grindley, late consul, Kingston.....	1,657 79	
W. H. Garfield, consul, Martinique.....	8 15	
N. K. Griggs, consul, Chemnitz.....	3,977 17	
H. G. Huntington, vice-consul, Florence.....	427 57	
T. B. Hascall, vice-consul, Honolulu.....	644 44	
R. Y. Holley, consul, Barbadoes.....	2,629 07	
E. Hardegg, consul, Jerusalem.....	59 50	
J. M. Hinds, consul-general, Rio de Janeiro.....	6,569 82	
W. C. Howells, consul, Quebec.....	786 64	
G. H. Heap, consul, Tunis.....	4 99	
G. H. Horstmann, consul, Munich.....	963 25	
F. G. Henn, consul, Manila.....	68 32	
W. H. Hathorn, consul, Zanzibar.....	426 03	
G. E. Hoskinson, consul, Kingston.....	4,515 13	
H. C. Hall, consul-general, Havana.....	18,096 48	
D. K. Hobart, consul, Windsor.....	1,006 58	
J. J. Henderson, consul, Amoy.....	647 99	
J. Hutchison, vice-consul, Funchal.....	73 66	
J. Horsburgh, vice-consul, Hamilton.....	377 00	
F. A. Herberth, vice-consul, Cologne.....	244 57	
E. R. Jones, consul, Newcastle.....	960 00	
E. Johnson, consul, Tampico.....	630 81	
M. M. Jackson, consul, Halifax.....	1,953 74	
P. Jones, consul, St. Domingo.....	940 70	
I. H. Jenks, comenrcial agent, Windsor.....	368 50	
H. Kingau, vice-consul, La Grange.....	1,479 47	
H. Kreismann, consul-general, Berlin.....	6,145 18	
W. King, consul, Bremen.....	3,005 83	
S. T. Kissam, vice-consul, Callao.....	1,139 26	
R. H. Knox, late consul, Hamilton.....	347 82	
A. E. Lee, consul-general, Frankfurt.....	2,614 98	
S. P. Lord, vice-consul general, Melbourne.....	2,430 14	
J. C. Landrean, consul, Santiago de Cuba.....	1,411 78	
F. Lison, vice-consul, Verriers and Liege.....	223 50	
J. M. Lucas, consul, Tunstall.....	4,044 00	
C. P. Lincoln, consul, Canton.....	651 05	
O. M. Long, consul, Panama.....	2,046 85	
F. Leland, consul, Hamilton.....	102 50	
A. C. Litchfield, consul-general, Calcutta.....	6,090 55	
E. C. Lord, consul, Ningpo.....	152 96	
H. S. Loring, vice-consul, Hong-Kong.....	860 42	
W. P. Mangum, consul, Nagasaki.....	653 87	
H. R. Myers, consul, Hamilton.....	717 75	
M. McDougall, consul, Dundee.....	2,501 48	
F. A. Matthews, consul, Tangier.....	9 00	
Morton, Rose & Co., bankers, London.....	109,773 36	
C. Mueller, consul, Amsterdam.....	1,151 65	
O. Malmros, consul, Picton.....	309 65	
J. T. Mason, consul, Dresden.....	3,206 11	
J. E. Montgomery, consul, Genoa.....	346 00	
Carried forward.....	338,792 27	241,832,048 31

## Statement of the receipts of the United States, &amp;c.—Continued.

## FROM CONSULAR FEES—Continued.

Brought forward .....	\$338,792 27	\$241,832,048 31
C. McMullan, consul-general, Rome .....	552 00	
T. J. McLain, jr., consul, Nassau .....	267 50	
E. Masi, vice-consul, Leghorn .....	114 52	
William Morey, consul, Ceylon .....	37 50	
P. M. Nickerson, consul, Batavia .....	784 54	
R. S. Newton, commercial agent, St. Paul de Loando .....	19 42	
F. Newman, consul, Ceylon .....	34 75	
N. J. Newwetter, late consul, Osaka and Hiogo .....	1,585 89	
R. Nunes, vice-consul, Kingstón .....	1,320 12	
P. J. Osterhaus, consul, Lyons .....	2,128 57	
G. H. Owen, consul, Messina .....	2,703 26	
A. C. Phillips, consul, Port Erie .....	736 25	
S. D. Pace, consul, Port Sarnia .....	1,234 61	
R. P. Pooley, vice-consul, St. Helena .....	423 99	
P. S. Post, consul-general, Vienna .....	5,295 04	
F. N. Potter, consul, Marseilles .....	2,845 74	
J. S. Potter, consul, Stuttgart .....	1,739 21	
W. N. Pettrick, vice-consul, Tien-Tsin .....	139 19	
E. P. Pellett, consul, Sabanilla .....	5,291 06	
G. Pomutz, consul-general, St. Petersburg .....	545 00	
C. A. Phelps, consul, Prague .....	1,387 87	
J. F. Quarles, consul, Malaga .....	249 32	
J. T. Robeson, consul, Leith .....	2,249 70	
W. M. Robinson, consul, Tamatave .....	91 74	
H. B. Ryder, consul, Copenhagen .....	175 89	
L. Richmond, consul, Cork .....	693 88	
T. B. Reid, consul, Funchal .....	90 92	
J. A. Sutter, consul, Acapulco .....	1,225 30	
J. Smith, consul, Funchal .....	66 05	
C. S. Sims, consul, Prescott .....	800 00	
J. A. Skilton, consul-general, Mexico .....	240 30	
J. Scott, consul, Honolulu .....	4,108 22	
W. W. Sikes, consul, Cardiff .....	3,312 36	
R. J. Saxe, consul, St. John's .....	1,008 45	
F. H. Schenck, consul, Barcelona .....	254 23	
V. V. Smith, consul, St. Thomas .....	1,665 19	
J. H. Stewart, consul, Leipsic .....	3,906 94	
O. M. Spencer, consul, Genoa .....	1,823 31	
L. Sekela, vice-consul, Prague .....	1,084 82	
S. P. Saunders, vice-consul, Nassau .....	301 12	
A. D. Shaw, consul, Toronto .....	2,742 37	
J. W. Stryker, consul, Pernambuco .....	1,133 57	
E. Stanton, consul, Barmen .....	942 59	
E. M. Smith, consul, Maranham .....	1,690 50	
D. Stearns, consul, Trinidad de Cuba .....	1,983 79	
E. J. Smithers, consul, Smyrna .....	1,548 96	
D. B. Slockels, consul, Bangkok .....	567 05	
A. G. Studer, consul, Singapore .....	799 02	
E. Schuyler, consul-general, Constantinople .....	448 69	
J. F. Shepard, consul, Hankow .....	1,261 65	
W. E. Sibel, consular agent, San Juan del Norte .....	701 64	
J. W. Steele, consul, Matanzas .....	4,194 08	
H. J. Sprague, consul, Gibraltar .....	1,108 71	
C. O. Shepard, consul, Bradford .....	2,970 40	
J. W. Siler, consul, St. Helena .....	320 08	
J. Stahel, vice-consul, Shanghai .....	2,370 80	
J. Q. Smith, consul-general, Montreal .....	306 75	
D. Stamatodes, vice-consul-general, Constantinople .....	8 00	
J. Thorrington, consul, Colon .....	2,804 34	
J. M. True, consul, Kingston .....	595 00	
A. W. Thayer, consul, Trieste .....	1,963 41	
A. T. A. Torbert, consul-general, Paris .....	14,001 04	
S. T. Trowbridge, consul, Vera Cruz .....	1,650 54	
J. J. Turtle, consul, Port Louis .....	544 29	
G. W. Taylor, late consul, Port Louis .....	193 01	
J. W. Taylor, consul, Winnipeg .....	325 40	
T. M. Terry, consul, Santiago, C. V. .....	166 91	
George E. Tanner, consul, Verviers and Liege .....	143 00	
C. H. Upton, late consul, Geneva .....	117 44	
G. F. Upton, vice-consul, Rio Grande .....	566 40	
W. H. Vesey, consul, Nice .....	429 00	
E. Vaughan, consul, Coaticook .....	5,457 19	
H. Van Arnum, consul, Laguayra .....	64 18	
T. B. Van Buren, commercial agent, Kanagawa .....	969 59	
J. F. Valls, vice-consul, Matamoras .....	325 50	
D. J. Williamson, consul, Valparaiso .....	1,537 42	
J. M. Wilson, consul, Hamburg .....	8,721 85	
A. Willard, consul, Guaymas .....	573 53	
D. B. Warner, consul, St. Johns, N. B. .....	3,046 84	
A. L. Wolf, vice-consul general, Frankfort .....	585 16	
H. J. Winsor, consul, Sonneberg .....	3,931 50	
T. F. Wilson, consul, Matamoras .....	288 00	
Carried forward .....	465,490 23	241,832,048 31

*Statement of the receipts of the United States, &c.—Continued.*

## FROM CONSULAR FEES—Continued.

Brought forward.....	\$465,490 23	\$241,832,048 31
J. R. Weaver, consul, Antwerp.....	2,458 11	
A. A. Wambersie, vice-consul, Rotterdam.....	1,184 82	
C. B. Webster, consul, Sheffield.....	4,269 98	
W. Ward, vice-consul, Leeds.....	383 57	
G. L. Washington, vice-consul, Matanzas.....	908 55	
J. G. Willson, consul, Jerusalem.....	62 50	
J. F. Winter, consul, Rotterdam.....	1,014 28	
G. W. Wells, consul-general, Shanghai.....	3,364 51	
C. Younger, vice-consul, Cadiz.....	354 92	

479,511 47

## FROM STEAMBOAT FEES.

J. A. P. Allen, collector, New Bedford, Mass.....	582 35	
James Atkins, collector, Savannah, Ga.....	2,872 85	
H. C. Akeley, collector, Michigan, Mich.....	4,519 90	
J. C. Abbott, collector, Wilmington, N. C.....	367 00	
C. A. Arthur, collector, New York, N. Y.....	39,597 95	
J. C. Abercrombie, collector, Burlington, Iowa.....	332 00	
W. L. Ashmore, collector, Burlington, N. J.....	202 55	
T. C. Anderson, collector, New Orleans, La.....	9,423 95	
W. A. Baldwin, collector, Newark, N. J.....	724 40	
J. S. Braxton, collector, Norfolk, Va.....	3,805 00	
D. V. Bell, collector, Detroit, Mich.....	6,134 35	
W. W. Bowers, collector, San Diego, Cal.....	146 95	
F. J. Babson, collector, Gloucester, Mass.....	125 00	
B. S. Burch, collector, Petersburg, Va.....	125 00	
E. A. Bragdon, collector, York, Me.....	25 00	
J. Brady, jr., collector, Fall River, Mass.....	1,176 75	
C. W. Blew, acting collector, Saint John's, Fla.....	50 00	
J. H. Bartlett, collector, Little Egg Harbor, N. J.....	28 30	
C. H. Baldwin, collector, Charleston, S. C.....	1,193 10	
H. L. Brown, collector, Erie, Pa.....	848 60	
A. W. Beard, collector, Boston, Mass.....	2,266 85	
D. K. Cartter, collector, Genesee, N. Y.....	200 00	
J. H. Chandler, collector, Superior, Mich.....	889 30	
W. W. Copeland, collector, Omaha, Nebr.....	274 00	
S. Cooper, collector, Cape Vincent, N. Y.....	580 90	
J. M. Currie, collector, Saint Mark's, Fla.....	132 20	
E. J. Castello, collector, Natchez, Miss.....	75 00	
J. T. Collins, collector, Brunswick, Ga.....	50 00	
J. Campbell, collector, Omaha, Nebr.....	458 55	
W. P. Canaday, collector, Wilmington, N. C.....	50 00	
A. S. De Wolf, collector, Bristol, R. I.....	50 00	
F. Dodge, collector, Georgetown, D. C.....	605 35	
H. T. Dunn, late acting collector, Brunswick, Ga.....	160 70	
T. E. Ellsworth, collector, Niagara, N. Y.....	25 00	
C. S. English, late collector, Georgetown, D. C.....	484 95	
J. H. Elmer, collector, Bridgeton, N. J.....	105 90	
D. G. Fort, acting collector, Oswego, N. Y.....	2,070 65	
J. W. Fuller, collector, Miami, Ohio.....	475 30	
J. Frankenfield, collector, Minnesota, Minn.....	1,689 39	
George Fisher, collector, Cairo, Ill.....	414 25	
E. T. Fox, collector, Bangor, Me.....	151 15	
G. S. Fisher, acting collector, Cairo, Ill.....	25 00	
B. Flagler, collector, Niagara, N. Y.....	87 65	
J. C. Goodloe, collector, Mobile, Ala.....	1,208 55	
J. Gilchrist, collector, Wheeling, W. Va.....	7,246 85	
A. J. Goss, collector, Saint Augustine, Fla.....	50 00	
F. C. Grossman, collector, Fernandina, Fla.....	29 15	
George Gage, collector, Beaufort, S. C.....	25 00	
A. F. Howard, collector, Portsmouth, N. H.....	175 00	
W. H. Huse, collector, Newburyport, Mass.....	307 62	
J. S. Hanover, collector, Fairfield, Conn.....	528 05	
W. S. Havens, collector, Sag Harbor, N. Y.....	75 00	
G. W. Howe, collector, Cuyahoga, Ohio.....	5,311 70	
J. A. Hall, collector, Waldoboro', Me.....	275 65	
W. P. Hiller, collector, Nantucket, Mass.....	286 20	
George Hubbard, collector, Stonington, Conn.....	223 55	
H. F. Heroit, collector, Georgetown, S. C.....	175 00	
C. H. Houghton, collector, Perth Amboy, N. J.....	1,538 00	
T. A. Henry, collector, Paulico, N. C.....	201 00	
F. C. Humphreys, collector, Pensacola, Fla.....	493 55	
P. C. Hall, collector, Vicksburgh, Miss.....	313 80	
E. W. Holbrook, collector, Teché, La.....	333 55	
S. Hannah, collector, Willamette, Oreg.....	15 00	
J. L. Haynes, collector, Brazos Santiago, Tex.....	162 30	
W. D. Hare, collector, Oregon, Oreg.....	356 90	
F. Hammersley, collector, Evansville, Ind.....	1,196 65	
J. D. Hopkins, collector, Frenchman's Bay, Me.....	25 00	
J. W. Howell, collector, Fernandina, Fla.....	25 00	
Carried forward.....	104,181 16	242,311,559 78

## Statement of the receipts of the United States, &amp;c.—Continued.

## FROM STEAMBOAT FEES—Continued.

Brought forward .....	\$104, 181 16	\$242, 311, 559 78
E. Hopkins, collector, Saint John's, Fla .....	80 85	
J. C. Jewell, late collector, Evansville, Ind .....	2, 299 75	
J. R. Jones, late collector, Chicago, Ill .....	1, 820 60	
J. R. Jolley, collector, Teche, La .....	213 65	
J. Kelly, late collector, Willamette, Oreg .....	4, 224 70	
J. E. King, late collector, New Orleans, La .....	6, 052 30	
M. Lowell, collector, Sacc, Me .....	75 00	
D. E. Lyon, collector, Dubuque, Iowa .....	823 60	
J. F. Long, collector, Saint Louis, Mo .....	13, 535 80	
George Leavitt, collector, Machias, Me .....	50 10	
L. M. Morrill, collector, Portland, Me .....	3, 129 15	
S. W. Macy, collector, Newport, R. I .....	31 95	
J. H. Moulton, collector, La Crosse, Wis .....	836 85	
W. C. Marshall, collector, Belfast, Me .....	50 00	
O. McFadden, collector, Wiscasset, Me .....	250 00	
A. J. Murat, collector, Apalachicola, Fla .....	671 70	
A. S. Mercer, late special deputy collector, Oregon .....	573 90	
C. S. Mills, collector, Richmond, Va .....	539 50	
C. B. Marchant, collector, Edgartown, Mass .....	25 00	
R. W. Mullan, late collector, Teche, La .....	100 00	
C. G. Manning, collector, Albemarle, N. C .....	105 50	
J. Nazro, collector, Milwaukee, Wis .....	6, 408 80	
C. Northrop, collector, New Haven, Conn .....	534 33	
N. B. Nutt, collector, Passamaquoddy, Me .....	437 71	
E. S. J. Nealley, collector, Bath, Me .....	371 30	
C. H. Odell, collector, Salem, Mass .....	75 00	
C. Y. Osburn, collector, Superior, Mich .....	2, 156 40	
A. Putnam, collector, Middletown, Conn .....	847 90	
F. A. Pratt, collector, Newport, R. I .....	576 30	
J. G. Pool, collector, Miami, Ohio .....	713 25	
E. Root, collector, Oswego, N. Y .....	51 75	
J. S. Rintan, collector, Pittsburg, Pa .....	10, 054 60	
S. P. Remington, collector, Oswegatchie, N. Y .....	295 00	
T. Russell, late collector, Boston, Mass .....	5 00	
James Shaw, jr., collector, Providence, R. I .....	1, 767 15	
T. Steel, late collector, Pittsburg, Pa .....	1, 963 95	
V. Smith, collector, Duluth, Minn .....	50 00	
J. J. Simkins, late collector, Norfolk, Va .....	18 00	
W. H. Sargent, collector, Castine, Me .....	50 00	
B. G. Shields, collector, Galveston, Tex .....	1, 896 40	
W. J. Smith, collector, Memphis, Tenn .....	5, 112 40	
T. O. Shackelford, collector, Louisville, Ky .....	4, 131 35	
J. R. Scott, collector, Saint John's, Fla .....	919 55	
J. P. Sanborn, collector, Hron, Mich .....	4, 554 35	
R. T. Smith, acting collector, Mobile, Ala .....	1, 818 85	
R. H. Stephenson, collector, Cincinnati, Ohio .....	7, 975 05	
T. B. Shannon, collector, San Francisco, Cal .....	12, 915 65	
W. A. Simmons, late collector, Boston, Mass .....	4, 399 45	
W. H. Smith, collector, Chicago, Ill .....	4, 956 74	
J. Shepard, collector, Saint Mary's, Ga .....	25 00	
G. L. Smith, collector, New Orleans, La .....	674 85	
J. Tyler, collector, Buffalo, N. Y .....	8, 703 85	
L. Thompson, collector, Delaware, Del .....	801 35	
J. A. Tibbetts, collector, New London, Conn .....	4, 060 90	
A. P. Tutton, collector, Philadelphia, Pa .....	15, 267 50	
J. L. Thomas, collector, Baltimore, Md .....	9, 180 65	
J. G. Taylor, collector, Annapolis, Md .....	25 00	
J. R. Willard, late collector, Erie, Pa .....	125 00	
J. E. Woodward, collector, Paducah, Ky .....	121 92	
E. Wilkins, late collector, Erie, Pa .....	50 00	
William Wells, collector, Vermont, Vt .....	1, 268 40	
J. C. Whitney, collector, Albany, N. Y .....	5, 743 25	
H. G. Worthington, late collector, Charleston, S. C .....	1, 199 35	
A. Woolf, collector, Nashville, Tenn .....	2, 289 35	
H. A. Webster, collector, Puget Sound, Wash .....	2, 212 60	
A. A. Warfield, collector, Alexandria, Va .....	324 30	
D. Wann, collector, Galena, Ill .....	5, 481 80	
D. L. Watson, collector, Southern Oregon .....	250 30	
W. Woodbridge, late collector, Savannah, Ga .....	171 19	
		272, 703 85

## FROM REGISTERS' AND RECEIVERS' FEES.

M. C. Andross, receiver of public moneys, Visalia, Cal .....	627 00	
R. J. Alcorn, receiver of public moneys, Jackson, Miss .....	6, 168 42	
W. Anyan, receiver of public moneys, Grand Island, Nebr .....	22, 850 13	
J. H. Allen, receiver of public money, Alexandria, Minn .....	17, 608 10	
R. S. Armstange, receiver of public moneys, Harrison, Ark .....	715 44	
M. M. Bane, receiver of public moneys, Salt Lake, Utah .....	15, 903 10	
C. N. Baird, receiver of public moneys, Lincoln, Nebr .....	15, 234 78	
W. K. Burchenell, receiver of public moneys, Fair Play, Colo .....	2, 289 20	
Carried forward .....	61, 396 17	242, 584, 263 63

## Statement of the receipts of the United States, &amp;c.—Continued.

## FROM REGISTERS' AND RECEIVERS' FEES—Continued.

Brought forward.....	\$81,396 17	\$242,584,263 63
L. S. Bayless, receiver of public moneys, Yankton, Dak.....	23,124 18	
J. M. Brackett, receiver of public moneys, Eau Claire, Wis.....	4,419 44	
M. Barcla, receiver of public moneys, Mesilla, N. Mex.....	4,221 50	
J. V. Bogert, receiver of public moneys, Bozeman, Mont.....	1,004 04	
E. M. Brown, receiver of public moneys, Bismarck, Dak.....	1,978 32	
S. W. Brown, receiver of public moneys, Vancouver, Wash.....	4,045 40	
C. A. Brastow, receiver of public moneys, Del Norte, Colo.....	4,151 50	
F. J. Burton, receiver of public moneys, East Saginaw, Mich.....	1,971 42	
H. Booth, receiver of public moneys, Larned, Kans.....	29,197 58	
George Baldy, receiver of public moneys, New Orleans, La.....	972 97	
T. Boles, receiver of public moneys, Dardanelle, Ark.....	744 15	
N. W. Bayless, receiver of public moneys, Eau Claire, Wis.....	261 74	
D. Chaplin, receiver of public moneys, Le Grand, Oreg.....	7,131 51	
S. Cooper, receiver of public moneys, Humboldt, Cal.....	4,500 53	
L. T. Crane, receiver of public moneys, Marysville, Cal.....	7,358 06	
G. Conn, receiver of public moneys, Linkville, Oreg.....	1,179 15	
C. H. Chamberlain, receiver of public moneys, San Francisco, Cal.....	11,323 50	
L. Davis, receiver of public moneys, Ironton, Mo.....	3,028 15	
J. Dumars, receiver of public moneys, Springfield, Mo.....	4,767 00	
J. L. Dyer, receiver of public moneys, Wichita, Kans.....	14,020 70	
G. W. Dorsey, receiver of public moneys, Bloomington, Nebr.....	25,233 42	
A. Dalrowsky, receiver of public moneys, Shasta, Cal.....	199 59	
J. C. Fullerton, receiver of public moneys, Roseberg, Oreg.....	5,149 58	
G. B. Folsom, receiver of public moneys, Taylor's Falls, Minn.....	1,549 13	
M. H. Fitch, receiver of public moneys, Pueblo, Colo.....	5,334 70	
J. M. Farland, receiver of public moneys, Detroit, Mich.....	1,297 92	
H. Fellows, receiver of public moneys, Sacramento, Cal.....	5,176 84	
M. M. Freed, receiver of public moneys, Dardanelle, Ark.....	3,269 15	
M. P. Freeman, receiver of public moneys, Elko, Nev.....	114 00	
J. F. Fagan, receiver of public moneys, Little Rock, Ark.....	4,379 29	
H. F. Griffith, receiver of public moneys, Des Moines, Iowa.....	1,416 32	
W. H. Greenleaf, receiver of public moneys, Benson, Minn.....	29,589 53	
E. Gilbert, receiver of public moneys, Larned, Kans.....	20,028 23	
C. C. Goodnow, receiver of public moneys, New Ulm, Minn.....	19,171 58	
P. Hannah, receiver of public moneys, Traverse City, Mich.....	9,040 18	
R. B. Harrington, receiver of public moneys, Beatrice, Nebr.....	5,270 06	
W. B. Herriott, receiver of public moneys, Redwood Falls, Minn.....	15,488 47	
E. W. Henderson, receiver of public moneys, Central City, Colo.....	3,025 00	
T. R. Harrison, receiver of public moneys, Oregon City, Oreg.....	6,303 52	
J. W. Haverstick, receiver of public moneys, Los Angeles, Cal.....	2,991 65	
J. M. Hodge, receiver of public moneys, Kirwin, Kans.....	52,137 12	
C. B. Hickman, receiver of public moneys, Lake City, Colo.....	1,219 50	
W. J. Hunter, receiver of public moneys, Hays City, Kans.....	20,596 98	
A. Hodges, receiver of public moneys, Little Rock, Ark.....	1,355 00	
C. M. Howard, receiver of public moneys, Santa Fé, N. Mex.....	1,337 00	
J. L. Jennings, receiver of public moneys, Ionia, Mich.....	2,355 71	
E. J. Jenkins, receiver of public moneys, Concordia, Kans.....	25,904 49	
P. J. Kaufmann, receiver of public moneys, Huntsville, Ala.....	11,934 20	
H. Kelly, receiver of public moneys, Topeka, Kans.....	1,862 67	
A. E. Lemee, receiver of public moneys, Natchitoches, La.....	2,830 45	
George Lount, receiver of public moneys, Prescott, Ariz.....	1,030 00	
T. Lindsey, receiver of public moneys, Visalia, Cal.....	2,865 50	
T. May, receiver of public moneys, Independence, Cal.....	637 00	
W. B. Mitchell, receiver of public moneys, Saint Cloud, Minn.....	700 00	
C. McDonald, receiver of public moneys, Shasta, Cal.....	2,261 95	
J. S. McClarey, receiver of public moneys, Norfolk, Nebr.....	6,120 20	
J. P. Moulton, receiver of public moneys, Worthington, Minn.....	15,840 44	
R. J. Munroe, receiver of public moneys, Lewiston, Idaho.....	6,712 44	
A. Miller, receiver of public moneys, Susanville, Cal.....	4,782 92	
J. F. McKenna, receiver of public moneys, Deadwood, Dak.....	603 00	
J. F. Mason, receiver of public moneys, Falls Saint Croix, Wis.....	2,983 32	
J. Neville, receiver of public moneys, New Orleans, La.....	1,392 38	
O. Perrin, receiver of public moneys, Stockton, Cal.....	6,393 53	
L. D. F. Poore, receiver of public moneys, Springfield, Dak.....	8,942 22	
T. M. Pugh, receiver of public moneys, Fargo, Dak.....	32,966 61	
T. H. Presnell, receiver of public moneys, Duluth, Minn.....	491 76	
O. Peterson, receiver of public moneys, Saint Cloud, Minn.....	6,910 00	
A. S. Prather, receiver of public moneys, Harrison, Ark.....	6,942 14	
W. C. Painter, receiver of public moneys, Walla Walla, Wash.....	16,329 55	
D. L. Quaw, receiver of public moneys, Wausau, Wis.....	3,654 83	
George Ritchey, receiver of public moneys, Boonville, Mo.....	3,201 91	
L. Ruggles, receiver of public moneys, Florence, Ariz.....	1,014 00	
W. M. Stafford, receiver of public moneys, Elko, Nev.....	346 45	
J. A. Somerville, receiver of public moneys, Mobile, Ala.....	2,563 00	
P. J. Strabach, receiver of public moneys, Montgomery, Ala.....	5,855 25	
M. L. Stiles, receiver of public moneys, Florence, Ariz.....	143 00	
R. G. Stuart, receiver of public moneys, Olympia, Wash.....	6,329 51	
E. N. Sweet, receiver of public moneys, Colfax, Wash.....	4,333 60	
W. R. Smith, receiver of public moneys, Sioux City, Iowa.....	6,231 00	
G. R. Smith, receiver of public moneys, Santa Fé, N. Mex.....	22 00	
J. Stott, receiver of public moneys, Niobrara, Nebr.....	8,025 00	
Carried forward.....	659,674 85	242,584,263 63

## Statement of the receipts of the United States, &amp;c.—Continued.

## FROM REGISTERS' AND RECEIVERS' FEES—Continued.

Brought forward.....	\$659,674 85	\$242,584,263 63
P. C. Stettin, receiver of public moneys, Detroit, Minn.....	15,897 30	
F. P. Sterling, receiver of public moneys, Helena, Mont.....	3,108 60	
James Stout, receiver of public moneys, Boise City, Idaho.....	1,692 00	
N. Thatcher, receiver of public moneys, Menasha, Wis.....	2,273 14	
S. T. Thompson, receiver of public moneys, Denver, Colo.....	8,988 59	
C. N. Thornburg, receiver of public moneys, The Dalles, Oreg.....	2,864 50	
A. A. Tuft, receiver of public moneys, Camden, Ark.....	7,524 22	
John Taffe, receiver of public moneys, North Platte, Nebr.....	1,862 90	
J. Ulrick, receiver of public moneys, La Crosse, Wis.....	3,656 91	
J. Varnum, receiver of public moneys, Gainesville, Fla.....	16,044 04	
A. J. Vickers, receiver of public moneys, Hays City, Kans.....	7,685 94	
J. J. Works, receiver of public moneys, Eureka, Nebr.....	537 00	
S. C. Wright, receiver of public moneys, Carson City, Nebr.....	1,498 50	
J. A. Williamson, Commissioner, General Land Office.....	354 55	
D. R. Wagstaff, receiver of public moneys, Salina, Kans.....	30,631 99	
J. C. Whipple, receiver of public moneys, Cheyenne, Wyo.....	632 00	
W. F. Wright, receiver of public moneys, North Platte, Nebr.....	85 95	
I. H. Wing, receiver of public moneys, Bayfield, Wis.....	390 49	
J. M. Washburn, receiver of public moneys, Sioux Falls, Dak.....	66,146 24	
J. M. Wilkinson, receiver of public moneys, Marquette, Mich.....	3,845 72	
H. M. Waters, receiver of public moneys, Independence, Kans.....	3,547 90	

833,043 33

## FROM MARINE HOSPITAL TAX.

J. C. Abbott, collector, Wilmington, N. C.....	1,315 39	
C. A. Arthur, collector, New York, N. Y.....	73,432 62	
W. L. Ashmore, collector, Burlington, N. J.....	586 90	
J. Atkins, collector, Savannah, Ga.....	3,857 62	
H. C. Akeley, collector, Michigan, Mich.....	2,327 23	
J. S. Adams, collector, Great Egg Harbor, N. J.....	1,175 39	
J. C. Abercrombie, collector, Burlington, Iowa.....	202 37	
J. A. P. Allen, collector, New Bedford, Mass.....	1,339 13	
T. C. Anderson, collector, New Orleans, La.....	9,285 34	
B. S. Burch, collector, Petersburg, Va.....	107 90	
M. P. Berry, collector, Alaska, Alaska.....	1,034 87	
F. J. Babson, collector, Gloucester, Mass.....	1,035 66	
W. W. Bowers, collector, San Diego, Cal.....	549 17	
W. A. Baldwin, collector, Newark, N. J.....	966 10	
E. A. Bragdon, collector, York, Me.....	21 90	
J. H. Bartlett, collector, Little Egg Harbor, N. J.....	1,096 51	
J. S. Braxton, collector, Norfolk, Va.....	5,137 44	
D. V. Bell, collector, Detroit, Mich.....	5,721 11	
J. Brady, jr., collector, Fall River, Mass.....	2,288 34	
C. W. Blew, acting collector, Saint John's, Fla.....	24 20	
C. H. Baldwin, collector, Charleston, S. C.....	1,486 18	
H. L. Brown, collector, Erie, Pa.....	1,100 43	
A. W. Beard, collector, Boston, Mass.....	4,774 17	
J. M. Currie, collector, Saint Mark's, Fla.....	384 35	
S. Cooper, collector, Cape Vincent, N. Y.....	446 45	
D. K. Cartter, collector, Genesee, N. Y.....	257 14	
J. H. Chandler, collector, Superior, Mich.....	488 70	
W. W. Copeland, collector, Omaha, Nebr.....	208 76	
C. Coldwell, collector, Paso del Norte, Tex.....	27 60	
E. J. Costello, collector, Natchez, Miss.....	86 60	
J. T. Collins, collector, Brunswick, Ga.....	626 39	
J. Campbell, collector, Omaha, Nebr.....	367 17	
W. P. Canaday, collector, Wilmington, N. C.....	369 74	
S. Dodge, collector, Marblehead, Mass.....	108 14	
A. C. Davis, collector, Beaufort, N. C.....	670 84	
A. S. De Wolf, collector, Bristol, R. I.....	122 70	
H. T. Dunn, late acting collector, Brunswick, Ga.....	246 00	
F. Dodge, collector, Georgetown, D. C.....	754 17	
J. H. Elmer, collector, Bridgeton, N. J.....	2,819 83	
T. E. Ellsworth, collector, Niagara, N. Y.....	27 22	
C. S. English, collector, Georgetown, D. C.....	245 70	
George Fisher, collector, Cairo, Ill.....	735 20	
E. T. Fox, collector, Bangor, Me.....	1,507 44	
J. W. Fuller, collector, Miami, Ohio.....	681 88	
J. Frankenfield, collector, Minnesota, Minn.....	1,907 33	
D. G. Fort, collector, Oswego, N. Y.....	1,207 94	
George S. Fisher, acting collector, Cairo, Ill.....	38 90	
B. Flagler, collector, Niagara, N. Y.....	134 24	
F. E. Grossman, collector, Fernandina, Fla.....	393 68	
J. C. Goodloe, collector, Mobile, Ala.....	1,082 50	
George Gage, collector, Beaufort, S. C.....	264 77	
J. Gilchrist, collector, Wheeling, W. Va.....	3,005 37	
F. B. Goss, collector, Barnstable, Mass.....	1,893 06	
A. J. Goss, collector, Saint Augustine, Fla.....	32 63	
W. H. Huse, collector, Newburyport, Mass.....	152 57	
J. A. Hall, collector, Waldoborough, Me.....	2,760 00	

Carried forward.....

142,910 98 243,422,306 96

## Statement of the receipts of the United States, &amp;c.—Continued.

## FROM MARINE HOSPITAL TAX—Continued.

Brought forward.....	\$142,910 98	\$243,422,306 96
George Hubbard, collector, Stonington, Conn.....	726 21	
T. S. Hodson, collector, Eastern Maryland.....	5,123 72	
T. A. Henry, collector, Pamlico, N. C.....	1,058 40	
F. C. Humphreys, collector, Pensacola, Fla.....	2,145 25	
H. P. Hurst, collector, Pearl River, Miss.....	1,128 08	
P. C. Hall, collector, Vicksburg, Miss.....	1,201 07	
E. W. Holbrook, collector, Teche, La.....	982 49	
J. L. Haynes, collector, Brazos Santiago, Tex.....	323 76	
C. W. Hartup, special deputy collector, Saluria, Tex.....	71 00	
J. W. Howell, collector, Fernandina, Fla.....	37 31	
A. F. Howard, collector, Portsmouth, N. H.....	288 93	
J. S. Hanover, collector, Fairfield, Conn.....	1,757 51	
W. S. Havens, collector, Sag Harbor, N. Y.....	908 47	
J. T. Hoskins, collector, Tappahannock, Va.....	686 65	
J. D. Hopkins, collector, Frenchman's Bay, Me.....	1,247 80	
G. W. Howe, collector, Cuyahoga, Ohio.....	3,670 68	
W. D. Hare, collector, Oregon, Oreg.....	384 94	
W. P. Hiller, collector, Nantucket, Mass.....	157 41	
C. H. Houghton, collector, Perth Amboy, N. J.....	3,304 68	
E. Hopkins, collector, Saint John's, Fla.....	200 35	
H. F. Heriot, collector, Georgetown, S. C.....	465 00	
J. A. Henriques, disbursing agent.....	132 39	
H. Hammersly, collector, Evansville, Ind.....	156 55	
W. G. Henderson, collector, Pearl River, Miss.....	340 34	
J. R. Jones, collector, Chicago, Ill.....	804 50	
J. C. Jewell, collector, Evansville, Ind.....	1,401 75	
T. K. J. Jones, collector, Annapolis, Md.....	224 66	
J. R. Jolley, collector, Teche, La.....	455 65	
J. E. King, collector, New Orleans, La.....	7,322 41	
J. Kelly, late collector, Willamette, Oreg.....	2,729 02	
P. P. Kidder, collector, Dunkirk, N. Y.....	33 65	
George Leavitt, collector, Machias, Me.....	1,048 30	
J. F. Long, collector, Saint Louis, Mo.....	11,849 72	
M. Lowell, collector, Saco, Me.....	92 40	
T. Loring, collector, Plymouth, Mass.....	226 84	
D. E. Lyon, collector, Dubuque, Iowa.....	371 75	
I. Lord, collector, Saco, Me.....	34 00	
C. S. Mill, collector, Richmond, Va.....	1,273 79	
J. B. Mitchell, collector, Yorktown, Va.....	940 76	
S. Moffett, collector, Champlain, N. Y.....	308 60	
S. W. Macy, collector, Newport, R. I.....	29 04	
C. G. Manning, collector, Albemarle, N. C.....	573 69	
J. H. Moulton, collector, La Crosse, Wis.....	805 46	
O. McFadden, collector, Wiscasset, Me.....	468 20	
W. C. Marshall, collector, Belfast, Me.....	1,315 12	
George E. McConnell, acting collector, Fernandina, Fla.....	7 57	
E. T. Moore, collector, Patchogue, N. Y.....	884 19	
R. W. Mullen, collector, Teche, La.....	688 16	
L. M. Morrill, collector, Portland, Me.....	3,275 75	
C. B. Marchant, collector, Edgartown, Mass.....	571 02	
A. J. Murat, collector, Apalachicola, Fla.....	470 56	
J. Nazro, collector, Milwaukee, Wis.....	4,742 86	
E. S. J. Nealley, collector, Bath, Me.....	1,565 04	
N. B. Nutt, collector, Passamaquoddy, Me.....	2,071 22	
C. Northrop, collector, New Haven, Conn.....	2,101 96	
C. Y. Osburn, collector, Superior, Mich.....	655 73	
C. H. Odell, collector, Salem, Mass.....	180 76	
C. R. Prontz, collector, Saluria, Tex.....	433 98	
R. Paschal, collector, Corpus Christi, Tex.....	215 49	
F. A. Pratt, collector, Newport, R. I.....	593 76	
N. Plato, collector, Corpus Christi, Tex.....	185 71	
A. Putnam, collector, Middletown, Conn.....	1,829 21	
J. G. Pool, collector, Miami, Ohio.....	1,121 31	
J. W. Porter, disbursing agent, New Orleans, La.....	65 79	
S. P. Remington, collector, Oswegatchie, N. Y.....	446 11	
J. S. Rutan, collector, Pittsburgh, Pa.....	4,411 68	
E. Root, collector, Oswego, N. Y.....	27 11	
W. H. Sargent, collector, Castine, Me.....	1,002 25	
J. W. Sargent, collector, Kennebunk, Me.....	145 54	
W. A. Simmons, collector, Boston, Mass.....	11,082 32	
J. R. Scott, collector, Saint John's, Fla.....	1,044 20	
R. S. Smith, collector, Mobile, Ala.....	2,349 24	
R. H. Stephenson, collector, Cincinnati, Ohio.....	7,312 60	
T. B. Shannon, collector, San Francisco, Cal.....	29,697 19	
J. Shaw, jr., collector, Providence, R. I.....	2,206 86	
E. M. Sandy, collector, Tappahannock, Va.....	29 38	
B. G. Shields, collector, Galveston, Tex.....	3,254 49	
W. J. Smith, collector, Memphis, Tenn.....	1,734 03	
T. O. Shackelford, collector, Louisville, Ky.....	2,070 32	
J. Shepard, collector, Saint Mary's, Ga.....	137 80	
J. P. Sanborn, collector, Huron, Mich.....	2,922 86	
Carried forward.....	293,342 53	243,422,306 96



## Statement of the receipts of the United States, &amp;c.—Continued.

## FROM MARINE HOSPITAL TAX—Continued.

Brought forward .....	\$293,942 53	\$213,422,306 96
W. H. Smith, collector, Chicago, Ill. ....	6,263 15	
V. Smith, collector, Duluth, Minn. ....	132 11	
S. C. Slade, collector, Paso del Norte, Tex. ....	243 14	
G. L. Smith, collector, New Orleans, La. ....	557 71	
J. A. Tibbetts, collector, New London, Conn. ....	1,848 83	
George Toy, collector, Cherrystone, Va. ....	1,971 29	
A. P. Tutton, collector, Philadelphia, Pa. ....	19,934 37	
J. L. Thomas, collector, Baltimore, Md. ....	21,270 17	
J. Tyler, collector, Buffalo, N. Y. ....	4,456 76	
J. G. Taylor, collector, Annapolis, Md. ....	473 51	
L. Thompson, collector, Delaware, Del. ....	2,720 02	
E. Wilkins, collector, Erie, Pa. ....	141 03	
A. A. Warfield, collector, Alexandria, Va. ....	1,110 18	
D. Wann, collector, Galena, Ill. ....	549 99	
D. L. Watson, collector, Southern Oregon. ....	339 69	
I. Washburn, late collector, Portland, Me. ....	3 03	
W. Wells, collector, Vermont, Vt. ....	211 92	
I. C. Whitney, collector, Albany, N. Y. ....	2,877 95	
J. R. Willard, collector, Erie, Pa. ....	168 66	
H. G. Worthington, collector, Charleston, S. C. ....	2,169 10	
A. Woolf, collector, Nashville, Tenn. ....	1,017 14	
H. A. Webster, collector, Puget Sound, Wash. ....	3,817 51	
F. N. Wicker, collector, Key West, Fla. ....	3,294 28	
		369,514 07

## FROM LABOR, DRAYAGE, AND STORAGE.

C. A. Arthur, collector, New York, N. Y. ....	13,067 74	
James Atkins, collector, Savannah, Ga. ....	63 40	
J. A. P. Allen, collector, New Bedford, Mass. ....	6 00	
T. C. Anderson, collector, New Orleans, La. ....	213 90	
J. C. Abbott, collector, Wilmington, N. C. ....	54 09	
D. V. Bell, collector, Detroit, Mich. ....	2,190 00	
A. W. Beard, collector, Boston, Mass. ....	3,065 09	
J. Frankenfield, collector, Minnesota, Minn. ....	9 00	
D. G. Fort, collector, Oswego, N. Y. ....	1,957 56	
F. B. Goss, collector, Barnstable, Mass. ....	483 33	
J. E. King, collector, New Orleans, La. ....	137 40	
J. F. Long, collector, Saint Louis, Mo. ....	1,165 00	
L. M. Morrill, collector, Portland, Me. ....	6,086 48	
W. C. Marshall, collector, Belfast, Me. ....	226 02	
E. S. J. Nealley, collector, Bath, Me. ....	49 00	
C. H. Odell, collector, Salem, Mass. ....	2 15	
A. Putnam, collector, Middletown, Conn. ....	100 00	
R. Paschal, collector, Corpus Christi, Tex. ....	495 50	
S. P. Remington, collector, Oswegatchie, N. Y. ....	62 00	
R. H. Stephenson, collector, Cincinnati, Ohio. ....	809 20	
W. A. Simmons, collector, Boston, Mass. ....	10,633 19	
T. O. Shackelford, collector, Louisville, Ky. ....	155 50	
R. T. Smith, collector, Mobile, Ala. ....	97 15	
V. Smith, collector, Duluth, Minn. ....	918 00	
T. B. Shannon, collector, San Francisco, Cal. ....	900 95	
J. Shaw, jr, collector, Providence, R. I. ....	72 77	
G. L. Smith, collector, New Orleans, La. ....	67 62	
J. L. Thomas, collector, Baltimore, Md. ....	3,017 05	
A. P. Tutton, collector, Philadelphia, Pa. ....	7,848 03	
J. Tyler, collector, Buffalo, N. Y. ....	124 70	
E. Wilkins, collector, Erie, Pa. ....	26 37	
		54,204 13

## FROM SERVICES OF UNITED STATES OFFICERS.

C. A. Arthur, collector, New York, N. Y. ....	121,911 00	
T. C. Anderson, collector, New Orleans, La. ....	4,181 44	
J. Atkins, collector, Savannah, Ga. ....	6 00	
F. J. Babson, collector, Gloucester, Mass. ....	1,010 00	
D. V. Bell, collector, Detroit, Mich. ....	1,519 16	
W. W. Bowers, collector, San Diego, Cal. ....	63 00	
H. L. Brown, collector, Erie, Pa. ....	50	
A. W. Beard, collector, Boston, Mass. ....	8,327 60	
T. E. Ellsworth, collector, Niagara, N. Y. ....	1,872 99	
E. T. Fox, collector, Bangor, Me. ....	34 00	
J. W. Fuller, collector, Miami, Ohio. ....	18 00	
J. Frankenfield, collector, Minnesota, Minn. ....	54 00	
B. Flagler, collector, Niagara, N. Y. ....	1,098 00	
J. C. Goodloe, collector, Mobile, Ala. ....	360 00	
F. B. Goss, collector, Barnstable, Mass. ....	500 00	
W. H. Huse, collector, Newburyport, Mass. ....	99 00	
W. D. Hare, collector, Oregon, Oreg. ....	84 00	
J. D. Hopkins, collector, Frenchman's Bay, Me. ....	306 00	
Carried forward.....	141,444 69	243,846,025 16

## Statement of the receipts of the United States, &amp;c.—Continued.

## FROM SERVICES OF UNITED STATES OFFICERS—Continued.

Brought forward.....	\$141,444 69	\$243,846,025 16
J. R. Jones, collector, Chicago, Ill.....	680 56	
J. E. King, collector, New Orleans, La.....	3,621 28	
S. Moffitt, collector, Champlain, N. Y.....	39 00	
W. C. Marshall, collector, Belfast, Me.....	141 20	
L. M. Morrill, collector, Portland, Me.....	1,003 64	
C. Northrop, collector, New Haven, Conn.....	225 00	
C. H. Odell, collector, Salem, Mass.....	9 15	
B. G. Shields, collector, Galveston, Tex.....	1,748 87	
W. A. Simmons, collector, Boston, Mass.....	19,656 48	
W. J. Smith, collector, Memphis, Tenn.....	1,200 00	
R. T. Smith, collector, Mobile, Ala.....	735 00	
J. P. Sanborn, collector, Huron, Mich.....	8,760 00	
T. B. Shannon, collector, San Francisco, Cal.....	21,826 79	
V. Smith, collector, Duluth, Minn.....	2,978 16	
James Shaw, collector, Providence, R. I.....	730 00	
W. H. Smith, collector, Chicago, Ill.....	2,536 74	
G. L. Smith, collector, New Orleans, La.....	918 60	
L. Thompson, collector, Delaware, Del.....	11 00	
A. P. Tutton, collector, Philadelphia, Pa.....	10,140 00	
J. L. Thomas, collector, Baltimore, Md.....	10,592 52	
J. Tyler, collector, Buffalo, N. Y.....	8,222 84	
J. A. Tibbetts, collector, New London, Conn.....	35 00	
E. Wilkins, collector, Erie, Pa.....	1,484 80	
William Wells, collector, Vermont, Vt.....	5,451 17	
H. G. Worthington, collector, Charleston, S. C.....	627 00	
J. E. Willard, collector, Erie, Pa.....	3 00	
F. N. Wicker, collector, Key West, Fla.....	870 00	
		245,692 49

## FROM WEIGHING-FEES.

C. A. Arthur, collector, New York, N. Y.....	35,872 11	
T. C. Anderson, collector, New Orleans, La.....	677 99	
E. J. Babson, collector, Gloucester, Mass.....	6,076 24	
A. W. Beard, collector, Boston, Mass.....	4,828 33	
W. H. Huse, collector, Newburyport, Mass.....	13 98	
J. A. Hall, collector, Waldoborough, Me.....	67 50	
A. F. Howard, collector, Portsmouth, N. H.....	21 38	
J. E. Jones, collector, Chicago, Ill.....	48	
J. E. King, collector, New Orleans, La.....	103 88	
L. M. Morrill, collector, Portland, Me.....	1,582 00	
O. McFadden, collector, Wiscasset, Me.....	165 57	
W. C. Marshall, collector, Belfast, Me.....	28 89	
C. Northrop, collector, New London, Conn.....	709 71	
C. H. Odell, collector, Salem, Mass.....	24 60	
R. Paschal, collector, Corpus Christi, Tex.....	4 05	
W. A. Simmons, collector, Boston, Mass.....	9,670 70	
T. B. Shannon, collector, San Francisco, Cal.....	2,423 19	
J. Shaw, collector, Providence R. I.....	68 68	
W. H. Smith, collector, Chicago, Ill.....	4 60	
B. G. Shields, collector, Galveston, Tex.....	41 37	
W. H. Sargent, collector, Castine, Me.....	8 40	
G. L. Smith, collector, New Orleans, La.....	3 03	
A. P. Tutton, collector, Philadelphia, Pa.....	884 31	
J. L. Thomas, collector, Baltimore, Md.....	462 89	
		63,743 68

## FROM CUSTOMS OFFICERS' FEES.

C. A. Arthur, collector, New York, N. Y.....	231,304 79	
T. C. Anderson, collector, New Orleans, La.....	3,670 07	
W. W. Bowers, collector, San Diego, Cal.....	314 30	
A. W. Beard, collector, Boston, Mass.....	11,599 61	
J. E. King, collector, New Orleans, La.....	2,306 85	
J. H. Moulton, collector, La Crosse, Wis.....	114 45	
L. M. Morrill, collector, Portland, Me.....	7,768 86	
W. A. Simmons, collector, Boston, Mass.....	30,604 90	
T. B. Shannon, collector, San Francisco, Cal.....	26,916 35	
G. L. Smith, collector, New Orleans, La.....	349 64	
A. P. Tutton, collector, Philadelphia, Pa.....	25,672 38	
J. L. Thomas, jr., collector, Baltimore, Md.....	9,049 21	
E. Wilkins, collector, Erie, Pa.....	67 20	
		349,738 61

## FROM FINES, PENALTIES, AND FORFEITURES—CUSTOMS.

C. A. Arthur, collector, New York, N. Y.....	46,729 68	
J. C. Abbott, collector, Wilmington, N. C.....	25 00	
J. Atkins, collector, Savannah, Ga.....	128 01	
T. C. Anderson, collector, New Orleans, La.....	1,086 42	
H. C. Akeley, collector, Michigan, Mich.....	137 00	
D. V. Bell, collector, Detroit, Mich.....	1,175 78	

Carried forward..... 49,281 89 244,505,199 94

Statement of the receipts of the United States, &c.—Continued.

FROM FINES, PENALTIES, AND FORFEITURES—CUSTOMS—Continued.

Brought forward.....	\$49,281 89	\$244,505 199 94
J. S. Braxton, collector, Norfolk, Va.....	119 10	
J. Brady, jr., collector, Fall River, Mass.....	203 50	
F. J. Babson, collector, Gloucester, Mass.....	70 00	
M. P. Berry, collector, Alaska, Alaska.....	89 86	
C. H. Baldwin, collector, Charleston, S. C.....	281 50	
W. W. Bower, collector, San Diego, Cal.....	25 00	
W. A. Baldwin, collector, Newark, N. J.....	14 50	
A. W. Beard, collector, Boston, Mass.....	1,647 15	
J. H. Chandler, collector, Superior, Mich.....	50 00	
W. W. Copeland, collector, Omaha, Nebr.....	15 90	
J. Campbell, collector, Omaha, Nebr.....	24 75	
S. Dodge, collector, Marblehead, Mass.....	5 80	
T. E. Ellsworth, collector, Niagara, N. Y.....	1,241 83	
C. S. English, collector, Georgetown, D. C.....	10 00	
George Fisher, collector, Cairo, Ill.....	49 70	
J. Frankenfield, collector, Minnesota, Minn.....	452 73	
J. W. Fuller, collector, Miami, Ohio.....	20 00	
E. T. Fox, collector, Bangor, Me.....	50 00	
D. G. Fort, collector, Oswego, N. Y.....	51 50	
B. Flager, collector, Niagara, N. Y.....	16 00	
F. E. Grossman, collector, Fernandina, Fla.....	12 90	
George Gage, collector, Beaufort, S. C.....	148 15	
J. C. Goodloe, collector, Mobile, Ala.....	19 00	
F. B. Goss, collector, Barnstable, Mass.....	159 94	
A. F. Howard, collector, Portsmouth, N. H.....	91 83	
F. C. Humphreys, collector, Pensacola, Fla.....	446 00	
E. W. Holbrook, collector, Teche, La.....	320 00	
J. L. Haynes, collector, Brazos Santiago, Tex.....	1 763 44	
G. W. Howe, collector, Cuyahoga, Ohio.....	104 15	
C. H. Houghton, collector, Perth Amboy, N. J.....	95 00	
W. D. Hare, collector, Oregon, Oreg.....	20 00	
H. P. Hurst, collector, Pearl River, Miss.....	95 00	
J. A. Hall, collector, Waldoborough, Me.....	30 00	
W. G. Henderson, collector, Pearl River, Miss.....	155 00	
J. D. Hopkins, collector, Frenchman's Bay, Me.....	113 00	
C. W. Hartup, special deputy collector, Saluria, Tex.....	4 00	
J. S. Hanover, collector, Fairfield, Conn.....	1 00	
J. R. Jones, collector, Chicago, Ill.....	30 78	
J. R. Jolley, collector, Teche, La.....	200 00	
J. E. King, collector, New Orleans, La.....	956 90	
J. Kelly, collector, Willamette, Oreg.....	2 518 38	
J. F. Long, collector, Saint Louis, Mo.....	310 35	
George Leavitt, collector, Machias, Me.....	35 61	
D. E. Lyon, collector, Dubuque, Iowa.....	10 00	
S. Moffitt, collector, Champlain, N. Y.....	955 77	
L. M. Morrill, collector, Portland, Me.....	194 19	
O. McFadden, collector, Wiscasset, Me.....	50 00	
C. S. Mills, collector, Richmond, Va.....	105 00	
J. B. Mitchell, collector, Yorktown, Va.....	10 00	
A. J. Murat, collector, Apalachicola, Fla.....	10 00	
W. C. Marshall, collector, Belfast, Me.....	20 00	
C. G. Manning, collector, Albemarle, N. C.....	75 00	
C. B. Marchant, collector, Edgartown, Mass.....	142 50	
C. Northrop, collector, New Haven, Conn.....	473 82	
W. B. Nutt, collector, Passamaquoddy, Me.....	896 07	
E. S. J. Nealley, collector, Bath, Me.....	62 08	
J. Nazro, collector, Milwaukee, Wis.....	28 00	
C. Y. Osburn, collector, Superior, Mich.....	23 01	
C. R. Prouty, collector, Saluria, Tex.....	219 00	
R. Paschal, collector, Corpus Christi, Tex.....	509 53	
N. Plato, collector, Corpus Christi, Tex.....	3 50	
A. Putnam, collector, Middletown, Conn.....	55 00	
F. A. Pratt, collector, Newport, R. I.....	20 00	
S. P. Remington, collector, Oswegatchie, N. Y.....	1 319 65	
J. S. Rutan, collector, Pittsburgh, Pa.....	250 00	
B. G. Shields, collector, Galveston, Tex.....	1,313 70	
T. B. Shannon, collector, San Francisco, Cal.....	46,992 88	
J. R. Scott, collector, Saint John's, Fla.....	50 00	
W. A. Simmons, collector, Boston, Mass.....	7,244 71	
R. T. Smith, collector, Mobile, Ala.....	80 00	
J. P. Sanborn, collector, Huron, Mich.....	358 39	
W. H. Smith, collector, Chicago, Ill.....	656 12	
R. H. Stephenson, collector, Cincinnati, Ohio.....	270 70	
S. C. Slade, collector, Paso, Del Norte.....	545 47	
T. O. Shackelford, collector, Louisville, Ky.....	1 75	
V. Smith, collector, Duluth, Minn.....	10 25	
James Shaw, jr., collector, Providence, R. I.....	10 00	
G. L. Smith, collector, New Orleans, La.....	346 12	
J. Tyler, collector, Buffalo, N. Y.....	1,049 72	
A. P. Tutton, collector, Philadelphia, Pa.....	555 13	
J. L. Thomas, jr., collector, Baltimore, Md.....	1,167 98	

Carried forward.....

127,436 18 244,505,199 94

## Statement of the receipts of the United States, &amp;c.—Continued.

## FROM FINES, PENALTIES, AND FORFEITURES—CUSTOMS—Continued.

Brought forward.....	\$127,436 18	\$244,505,199 94
J. A. Tibbetts, collector, New London, Conn.....	262 38	
L. Thompson, collector, Delaware, Del.....	30 00	
A. Vandine, collector, Aroostook, Me.....	410 55	
A. A. Warfield, collector, Alexandria, Va.....	15 00	
E. Wilkins, collector, Erie, Pa.....	60 00	
H. G. Worthington, collector, Charleston, S. C.....	10 00	
J. C. Whitney, collector, Albany, N. Y.....	50 00	
W. Wells, collector, Vermont, Vt.....	1,767 85	
F. N. Wicker, collector, Key West, Fla.....	624 99	
D. Wann, collector, Galena, Ill.....	19 90	
J. R. Willard, collector, Erie, Pa.....	50 00	
H. A. Webster, collector, Puget Sound, Wash.....	200 00	

130,997 15

## FROM FINES, PENALTIES, AND FORFEITURES—JUDICIARY.

T. Ambrose, clerk southern district Ohio.....	1,444 53	
H. E. Andrews, clerk western district Tennessee.....	353 70	
H. M. Aiken, clerk eastern district Tennessee.....	214 33	
G. Agersburg, late receiver public moneys, Springfield, Dak.....	3 15	
J. H. Baker, surveyor-general, Minnesota.....	1,388 35	
A. H. Beattie, clerk district Montana.....	1,551 46	
B. Brown, clerk district Washington Territory.....	132 87	
W. S. Belville, clerk district New Jersey.....	1 00	
W. H. Bradley, clerk northern district Illinois.....	1,369 71	
J. C. Bridgman, Indian agent.....	20 00	
M. M. Bana, receiver of public moneys, Salt Lake City, Utah.....	961 82	
E. Bill, clerk northern district Ohio.....	247 70	
E. M. Brown, receiver of public moneys, Bismarck, Dak.....	55 00	
W. H. Bliss, attorney eastern district Missouri.....	120 00	
W. W. Billson, attorney district Minnesota.....	1,690 41	
G. P. Bowen, clerk southern district Illinois.....	1,000 00	
C. F. Barry, clerk eastern district Virginia.....	222 06	
L. T. Baxter, clerk middle district Tennessee.....	22 56	
J. W. Bruner, clerk district Wyoming.....	64 21	
E. M. Brayton, collector internal revenue, South Carolina.....	61 93	
J. H. Coggsball, marshal district Rhode Island.....	99 35	
E. R. Campbell, clerk middle district Tennessee.....	252 64	
J. W. Chew, clerk district Maryland.....	260 65	
H. C. Cowles, clerk western district North Carolina.....	861 92	
S. B. Crail, clerk district Kentucky.....	232 11	
J. H. Clark, clerk eastern district Missouri.....	233 86	
S. M. Cutcheon, attorney eastern district Michigan.....	35 00	
I. F. Craven, Indian agent.....	239 00	
A. H. Davis, clerk district Maine.....	1,724 25	
J. Devonshire, clerk district Louisiana.....	25 00	
E. Dexter, clerk district Massachusetts.....	250 83	
J. W. Dimmick, clerk middle district Alabama.....	172 25	
J. I. Davenport, clerk southern district New York.....	900 06	
First National Bank of Mankato.....	94 85	
M. P. Fishback, clerk district Indiana.....	10 01	
O. P. Fitzsimmons, marshal district Georgia.....	569 55	
H. Fink, marshal district Wisconsin.....	14 25	
K. L. Goodrich, clerk eastern district Arkansas.....	110 50	
W. J. Griffin, clerk eastern district North Carolina.....	157 70	
C. B. Hunsdell, clerk western district Michigan.....	550 00	
G. W. Hazelton, attorney eastern district Wisconsin.....	7 12	
E. R. Hampton, clerk western district North Carolina.....	512 70	
G. R. Hill, clerk district Mississippi.....	44 46	
S. Hoffman, clerk district California.....	110 00	
J. D. Howland, clerk district Indiana.....	20 00	
J. B. Hill, marshal eastern district North Carolina.....	624 33	
J. E. Hagood, clerk district South Carolina.....	290 75	
M. Hopkins, clerk western district Texas.....	479 01	
T. W. Hunt, marshal southern district Mississippi.....	14 15	
W. H. Hackett, clerk district New Hampshire.....	500 00	
J. L. Jennings, receiver of public moneys, Ionia, Mich.....	1,730 00	
E. Kurtz, clerk eastern district Wisconsin.....	291 18	
E. H. Lamson, clerk district Kansas.....	512 10	
E. O. Locke, clerk southern district Florida.....	73 00	
W. B. Lurtz, clerk western district Virginia.....	121 32	
H. K. Love, clerk district Iowa.....	200 16	
C. S. Lincoln, clerk eastern district Pennsylvania.....	20 00	
C. P. Latham, clerk western district Virginia.....	1,515 00	
E. P. Marsellus, marshal district California.....	465 88	
A. W. McCullough, clerk northern district Alabama.....	808 63	
S. C. McCandless, clerk western district Pennsylvania.....	3,139 98	
E. E. Marvin, clerk district Connecticut.....	390 00	
E. R. Mason, clerk district Iowa.....	52 02	
A. J. McGonigle, assistant quartermaster.....	29 15	

Carried forward.....

28,964 50 244,636,197 09

## Statement of the receipts of the United States, &amp;c.—Continued.

## FROM FINES, PENALTIES, AND FORFEITURES—JUDICIARY—Continued.

Brought forward.....	\$28,964 50	\$244,636,197 09
S. S. Matthews, marshal eastern district Michigan.....	67 96	
H. E. Maun, clerk district Minnesota.....	1,159 41	
A. Mandell, clerk eastern district Michigan.....	150 00	
L. Martin, late lieutenant Fifth Artillery.....	17 00	
J. M. McKee, clerk southern district Mississippi.....	750 00	
W. P. Preble, clerk district Maine.....	154 54	
N. B. Prentice, marshal northern district Ohio.....	279 82	
S. Plummer, marshal district New Jersey.....	14 70	
H. J. Peck, clerk western district Wisconsin.....	308 44	
K. Rayner, Solicitor United States Treasury.....	34 80	
A. S. Richardson, clerk district California.....	177 85	
G. C. Rives, clerk eastern district Texas.....	781 88	
J. S. C. Rowland, marshal western district Arkansas.....	29 63	
W. Robbins, clerk northern district New York.....	1,360 08	
W. C. Robards, clerk western district Texas.....	1,127 34	
N. J. Riddick, clerk eastern district North Carolina.....	931 00	
J. A. Somerville, receiver of public moneys, Mobile, Ala.....	30 00	
L. Schmidt, clerk western district Missouri.....	573 88	
L. S. B. Sawyer, clerk district California.....	463 03	
F. M. Stewart, clerk western district Wisconsin.....	200 47	
J. Seavey, clerk district Washington Territory.....	341 39	
W. H. Smyth, marshal southern district Georgia.....	5 66	
J. G. Stetson, clerk district Massachusetts.....	46 85	
W. A. Spencer, clerk district Minnesota.....	803 27	
H. Stevens, late disbursing agent.....	34 00	
W. B. Smith, clerk district Nebraska.....	1,478 24	
A. S. Thomas, late clerk district Kansas.....	125 30	
Treasurer United States.....	19 35	
W. W. Trimble, clerk southern district Alabama.....	63 10	
United States district courts.....	1,627 57	
J. K. Valentine, attorney eastern district Pennsylvania.....	430 69	
F. A. Woodley, clerk district Louisiana.....	50 00	
S. L. Woodford, attorney southern district New York.....	50 00	
L. H. Wing, receiver of public moneys, Bayfield, Wis.....	371 61	
S. Wheeler, clerk western district Arkansas.....	940 82	
J. M. Wilkinson, receiver of public moneys, Marquette, Mich.....	618 88	
J. C. Wilson, clerk district Kansas.....	456 36	

45,039 42

## FROM EMOLUMENT-FEES—CUSTOMS.

H. C. Akeley, collector, Michigan, Mich.....	5,689 57
J. C. Abbott, collector, Wilmington, N. C.....	2,784 74
J. S. Braxton, collector, Norfolk, Va.....	393 65
D. V. Bell, collector, Detroit, Mich.....	5,582 07
J. Brady, jr., collector, Fall River, Mass.....	209 60
M. P. Berry, collector, Alaska.....	2 88
F. J. Babson, collector, Gloucester, Mass.....	804 41
D. K. Cartter, collector, Genesee, N. Y.....	183 85
F. Coste, late collector, Saint Louis, Mo.....	2,253 32
W. Cockran, naval officer, Baltimore, Md.....	3,535 39
J. T. Collins, collector, Brunswick, Ga.....	31 59
D. N. Conch, late collector, Boston, Mass.....	248 67
G. W. Clark, late collector, Charleston, S. C.....	204 00
R. W. Daniels, collector, Buffalo, N. Y.....	4,373 83
T. E. Ellsworth, collector, Niagara, N. Y.....	9,500 83
E. W. Fox, late collector, Saint Louis, Mo.....	24,830 26
J. Frankenfield, collector, Minnesota.....	99 36
E. Fulton, late surveyor, Baltimore, Md.....	125 90
G. S. Fisher, acting collector, Cairo, Ill.....	7 20
D. G. Fort, collector, Oswego, N. Y.....	1,323 05
B. Flagler, collector, Niagara, N. Y.....	1,036 95
J. C. Goodloe, collector, Mobile, Ala.....	445 14
F. E. Grossman, collector, Fernandina, Fla.....	326 15
George Gage, collector, Beaufort, S. C.....	62 67
J. Gilchrist, collector, Wheeling, W. Va.....	45 60
J. L. Haynes, collector, Brazos Santiago, Tex.....	2,651 70
S. Hannah, late collector, Willamette, Oreg.....	1,535 50
G. W. Howe, collector, Cuyahoga, Ohio.....	1,495 59
C. W. Hartup, special deputy collector, Saluria, Tex.....	97 30
W. H. Huso, collector, Newburyport, Mass.....	972 83
J. R. Jones, collector, Chicago, Ill.....	26,446 11
J. Kelly, collector, Willamette, Oreg.....	663 62
A. E. King, collector, New Orleans, La.....	359 63
J. P. Luse, collector, Louisville, Ky.....	653 92
S. Moffett, collector, Champlain, N. Y.....	3,525 14
C. E. McConnell, acting collector, Fernandina, Fla.....	90 91
J. Nazro, collector, Milwaukee, Wis.....	713 93
C. Northrop, collector, New Haven, Conn.....	811 18
N. B. Nutt, collector, Passamaquoddy, Mo.....	448 05
R. Paschal, collector, Corpus Christi, Tex.....	185 55
N. Plato, collector, Corpus Christi, Tex.....	66 04
C. R. Prouty, collector, Saluria, Tex.....	14 87
D. Rumley, collector, Wilmington, N. C.....	4,394 65

Carried forward.....

109,323 20 244,681,236 51

## Statement of the receipts of the United States, &amp;c.—Continued.

## FROM EMOLUMENT-FEES—CUSTOMS—Continued.

Brought forward .....	\$109,383 20	\$244,681,236 51
A. F. Riard, naval officer, New Orleans, La.....	645 80	
T. Russell, late collector, Boston, Mass.....	1,749 25	
E. Root, late collector, Oswego, N. Y.....	15,048 71	
J. Shaw, collector, Providence, R. I.....	440 99	
R. T. Smith, collector, Mobile, Ala.....	928 78	
B. G. Shields, collector, Galveston, Tex.....	2,578 53	
R. H. Stephenson, collector, Cincinnati, Ohio.....	5,728 70	
V. Smith, collector, Duluth, Minn.....	449 65	
W. H. Smith, collector, Chicago, Ill.....	16,315 93	
T. Steel, late collector, Pittsburgh, Pa.....	1,928 77	
J. P. Sanborn, collector, Huron, Mich.....	3,186 34	
J. A. Tibbetts, collector, New London, Conn.....	340 44	
J. M. Tomeny, late acting collector, Mobile, Ala.....	356 83	
A. Vandine, collector, Aroostook, Me.....	312 26	
H. G. Worthington, collector, Charleston, S. C.....	1,074 81	
H. A. Webster, collector, Puget Sound, Wash.....	14 75	
William Wells, collector, Vermont, Vt.....	33,961 84	
J. C. Whitney, collector, Albany, N. Y.....	296 84	
J. R. Willard, collector, Erie, Pa.....	56	
W. Woodbridge, late collector, Savannah, Ga.....	1,137 49	
P. G. Watmough, collector, Cuyahoga, Ohio.....	5,719 73	
		201,600 20

## FROM EMOLUMENT-FEES—JUDICIARY.

A. Ballard, clerk district Kentucky.....	1,745 06	
W. S. Belville, clerk district New Jersey.....	69 22	
B. L. Benedict, clerk eastern district New York.....	378 56	
S. Bell, clerk eastern district Pennsylvania.....	272 66	
W. H. Bradley, clerk northern district Illinois.....	9,839 80	
J. H. Clark, clerk eastern district Missouri.....	865 70	
F. Fishback, clerk district Indiana.....	380 07	
H. D. Gamble, clerk western district Pennsylvania.....	132 54	
H. C. Geisburg, clerk western district Missouri.....	205 62	
J. D. Howland, clerk district Indiana.....	1,784 27	
J. S. Hildrup, marshal northern district Illinois.....	29 58	
S. Hoffman, clerk district California.....	363 66	
C. S. Lincoln, clerk eastern district Pennsylvania.....	1,163 53	
E. H. Murray, late marshal district Kentucky.....	63 83	
H. E. Mann, clerk district Minnesota.....	106 95	
J. G. Nicolay, marshal Supreme Court.....	7 50	
J. F. Quimby, late marshal northern district New York.....	3,213 79	
A. Sharp, late marshal district Colorado.....	2,345 96	
W. Stone, attorney district South Carolina.....	560 59	
L. Schmidt, clerk western district Missouri.....	223 11	
A. S. Thomas, clerk district Kansas.....	176 94	
R. G. Usher, marshal district Massachusetts.....	296 16	
S. Wheeler, clerk western district Arkansas.....	75 75	
		24,300 85

## FROM PROCEEDS OF SALES OF GOVERNMENT PROPERTY.

Treasury Department .....	53,170 80	
Quartermaster's Department, War.....	122,096 00	
Ordinance Department, War.....	1,190 30	
Medical Department, War.....	3,602 63	
Engineer Department, War.....	4,046 85	
Adjutant-General's Office, War.....	46 40	
Signal Office, War.....	124 81	
Military Academy, War.....	16 25	
Equipment and Recruiting, Navy.....	14,393 64	
Provisions and Clothing, Navy.....	7,278 03	
Construction and Repairs, Navy.....	13,672 99	
Navigation, Navy.....	558 00	
Yards and Docks, Navy.....	2,874 96	
Steam Engineering, Navy.....	4,266 09	
Marine, Navy.....	1,343 42	
Naval Establishment, Navy.....	951 59	
Pay, Navy.....	7 05	
Public Printer.....	1,194 27	
Department of State.....	3,423 53	
Interior Department.....	14,779 36	
Department of Agriculture.....	187 36	
Department of Justice.....	116 90	
Post-Office Department.....	128 65	
		249,469 88

## FROM MISCELLANEOUS.

From tax on circulation of national banks.....		6,863,052 96
From fees on letters patent.....		738,960 33
From Pacific Railroad Company, Minnesota.....	\$1,065,829 28	
From Pacific Railroad Company, Sioux City.....	12,939 19	
From Pacific Railroad Company, Kansas.....	850 36	
From Pacific Railroad Company, Central Branch Union.....	9,000 00	
From Pacific Railroad Company, Central.....	278,335 53	
		1,366,954 36
Carried forward.....		254,125,575 09

## Statement of the receipts of the United States, &amp;c.—Continued.

## FROM MISCELLANEOUS—Continued.

Brought forward.....	\$254,125,575 09	
From premium on sales of coin.....	317,102 30	
From profits on coinage.....	1,139,281 71	
From profits on standard silver dollars.....	510,000 00	
From deductions on bullion deposits.....	40,430 12	
From mileage of examiners.....	888 10	
From conscience fund.....	12,011 33	
From interest on debts due.....	11,871 34	
From rents of public buildings.....	16,313 11	
From surveying public lands.....	66,661 27	
From premium on transfer drafts.....	1,524 02	
From assessments for deaths on shipboard.....	50 00	
From rebate of interest.....	108 34	
From proceeds property, sec. 3749 R. S.....	500 00	
From sales of old materials, War Department.....	11,962 20	
From sales of old materials, Navy Department.....	7,128 63	
From assays and examinations of ores.....	1,050 50	
From copyright fees.....	13,113 00	
From passport fees.....	34,560 00	
From proceeds of property acquired under internal-revenue laws.....	4,690 75	
From rent of property acquired under internal-revenue laws.....	1,071 60	
From Indian trust-fund, viz:		
Interest on Indian trust-fund stock.....	\$239,989 10	
Proceeds of Osage Indian lands.....	176,201 57	
Proceeds of Osage Indian ceded lands.....	176,718 98	
Proceeds of Cherokee lands.....	6,433 76	
Proceeds of Sioux reservations in Minnesota and Dakota.....	38,670 20	
Interest on deferred payments, sales of lands.....	4,327 24	
Reimbursement to meet interest on non-paying trust-fund stocks.....	7,570 50	
Proceeds of Cherokee school-lands.....	7,100 35	
Proceeds of Otoes and Missourias reserve lands.....	37,408 03	
Proceeds of Sacs and Foxes of Missouri reserve lands.....	7,183 29	
Proceeds of Osage Indian lands.....	674 11	
Proceeds of Winnebago reservation in Minnesota.....	180 00	
Proceeds of Kansas Indian lands.....	192 24	
Proceeds of Winnebago Indian lands.....	380 00	
Proceeds of Pawnee Indian lands.....	250 00	
Proceeds of Menominee Indian lands.....	1,219 01	
		697,498 38
From copying fees, General Land Office.....	13,336 00	
From surveys of Vigil, &c., land-claims in New Mexico.....	3,124 18	
From interest on Nashville and Decatur Railroad bonds.....	3,200 00	
From interest on Chattanooga Railroad bonds.....	40,000 00	
From reimbursement by national bank redemption agency—		
Salaries office of Treasurer, 1877.....	28,969 10	
Salaries office of Treasurer, 1878.....	85,860 55	
Salaries office of Comptroller of Currency, 1877.....	5,585 00	
Salaries office of Comptroller of Currency, 1878.....	16,712 88	
		137,127 53
From contingent expenses, office of Treasurer, 1877.....	206,370 42	
From tax on seal-skins.....	253,255 75	
From forfeitures by contractors.....	3,340 48	
From proceeds of convict labor.....	1,221 80	
From trust-fund interest for free schools, South Carolina.....	2,756 77	
From proceeds captured and abandoned property.....	224 32	
From relief of sick and disabled seamen.....	164 60	
From redemption of property, act June 8, 1872.....	1,207 17	
From rent, &c., Hot Springs reservation.....	32,199 68	
From water-rents, Hot Springs, Ark.....	5,035 00	
From unexplained receipts, military telegraph lines.....	74 31	
From Navy pension-fund.....	307 50	
From interest on East Tennessee, Virginia and Georgia Railroad Company's bonds.....	7,600 00	
From payment by Nashville and Northwestern Railroad Company, &c.....	26,501 00	
From salaries of storekeepers internal-revenue bonded warehouse.....	752 00	
From proceeds of Confederate property recovered in foreign countries (in England).....	11,865 72	
From miscellaneous items.....	822 68	
From United States notes.....	67,275 951 00	
From coin certificates.....	50,342,400 00	
From certificates of deposit.....	86,650,000 00	
From funded loan of 1891.....	100,000,000 00	
From funded loan of 1907.....	98,850,000 00	
From consols of 1867.....	250 00	
From silver certificates.....	1,462,600 00	
Total receipts.....		662,345,079 70

Statement exhibiting the balances of appropriations unexpended June 30, 1877, and of the ap-  
ending June 30, 1878, together with the unexpended balances on June

Specific objects of appropriations.	Year.	Statutes.		Balances of ap- propriations, July 1, 1877.
		Vol.	Page or section.	
CIVIL.				
Salaries and mileage of Senators .....	1876			\$11,297 50
Do.....	1877			
Do.....	1878	19	294	
Salaries officers and employes Senate.....	1876			319 51
Do.....	1877			2,791 84
Do.....	1878	19	295	
Contingent expenses Senate:				
Clerks to committees, and pages.....	1877			
Do.....	1878	19	295	
Labor.....	1876			5 80
Do.....	1877			2 00
Stationery and newspapers.....	1876			238 88
Do.....	1877			
Do.....	1878	19	295	
Horses and wagons.....	1877			
Do.....	1878	19	295	
Fuel for heating-apparatus.....	1876			1,504 28
Do.....	1877			
Do.....	1878	19	295	
Furniture and repairs.....	1876			6 68
Do.....	1877			
Do.....	1878	19	295	
Cartage.....	1877			
Do.....	1878	18	295	
Pay of folders.....	1877			900 00
Do.....	1878	19	295	
Folding documents.....	1876			1 28
Materials for folding.....	1877			
Do.....	1878	19	295	
Packing-boxes.....	1878	19	295	
Miscellaneous items.....	1876			
Do.....	1877			
Do.....	1878	19	295	
Salaries Capitol police.....	1878	19	295	
Reporting proceedings and debates, Senate.....	1878	19	295	
Expenses of compiling and preparing Congressional Directory.....	1878	19	295	
Postage, office Secretary of Senate.....	1878	19	295	
Expenses of impeachment trial of W. W. Belknap.....				38,416 16
Publication of report of impeachment trial of W. W. Belknap.....	1877			1 41
Expenses of investigations of elections in Mississippi.....				10 00
Expenses of Electoral Commission; act March 3, 1877.....	1877			407 43
Publishing and indexing proceedings of Electoral Commission 1878; act December 15, 1877.....	1878	20	12	
Engraving and printing portrait of Hon. A. T. Caperton.....		19	267	
Engraving and printing portrait of Hon. M. C. Kerr.....		19	267	
Expenses incurred in obtaining copies of evidence filed before returning-board of Louisiana.....				
Joint select committee to investigate Chinese immigration.....				
Contingent expenses Senate, joint select committee to prepare form of government for District of Columbia.....				
Contingent expenses Senate, expenses Committee on Privileges and Elections.....				
Expenses of United States monetary commission.....		20	218	
Repayment to Jacob J. Noah.....		20	237	
Salaries and mileage of Members and Delegates, House.....	1876			92,511 44
Do.....	1877			83,564 19
Do.....	1878	19	296	
Salaries officers and employes.....	1875			2,656 07
Do.....	1876			
Do.....	1877	19	225, 371	1,175 67
Do.....	1878	19	296	
Contingent expenses House:				
Clerks to committees.....	1876			1,548 00
Do.....	1877			1,244 54
Do.....	1878	19	225, 297	
Pay of folders.....	1877			
Do.....	1877			
Do.....	1878	20	239	
Do.....	1878	19	297	
Folding documents.....	1875			738 00
Do.....	1876			2,134 41
Materials for folding.....	1877			283 41
Do.....	1878	19	297	
Fuel for heating-apparatus.....	1876			4,046 34
Carried forward.....				245,804 84



appropriations, expenditures, and the amounts carried to the surplus fund during the fiscal year 30, 1878, which are to be accounted for in the next annual statement.

Appropriations for the fiscal year ending June 30, 1878.	Repayments made during the fiscal year 1878.	Aggregate available for the fiscal year ending June 30, 1878.	Payments during the fiscal year ending June 30, 1878.	Amounts carried to the surplus fund June 30, 1878.	Balances of appropriations, June 30, 1878.
		\$11,297 50	\$2,991 04	\$3,306 46	
	\$1,686 00	1,686 00			\$1,686 00
\$422,500 00		422,500 00	422,500 00		
		319 51		319 51	
	152 42	2,944 26	128 70		2,815 56
184,508 02		184,508 02	184,131 42		376 60
	502 00	502 00			502 00
58,507 50		58,507 50	58,507 50		
		5 80		5 80	
		2 00			2 00
		238 88		238 88	
	28 63	28 63			28 63
24,000 00		24,000 00	23,750 00		250 00
	294 00	294 00			294 00
5,000 00		5,000 00	5,000 00		
	136 39	1,504 23		1,504 28	
10,000 00		10,000 00	6,500 00		136 39
15 00		21 68	15 00	6 68	3,500 00
224 31		224 31	224 31		
16,000 00		16,000 00	16,000 00		
	96 25	96 25			96 25
700 00		700 00	700 00		
5,500 00		900 00			900 00
		5,500 00	5,500 00		
		1 28		1 28	
		22 75	22 75		
4,000 00		4,000 00	4,000 00		
780 00		760 00	760 00		
44 00	1 00	45 00	44 00	1 00	
745 00		745 00	745 00		
59,000 00		59,000 00	59,000 00		
17,383 29		17,383 29	17,383 29		
25,000 00		25,000 00	25,000 00		
1,200 00		1,200 00	1,200 00		
100 00		100 00	100 00		
		38,416 16			38,416 16
		1 41			1 41
		10 00			10 00
		407 43			407 43
1,200 00		1,200 00	1,200 00		
		500 00	500 00		
500 00		500 00	500 00		
	1,208 00	1,208 00			1,208 00
	629 25	629 25			629 25
	990 00	990 00			990 00
	726 13	726 13			726 13
5,500 00		5,500 00	5,500 00		
96 00		96 00	96 00		
		92,511 44	80,064 00	12,447 44	
		83,564 19	48,943 00		34,621 19
1,618,000 00	214 40	1,618,214 40	1,535,939 16		82,275 24
		2,656 07		2,656 07	
2,570 34	4,268 08	8,014 09	2,030 86		5,983 23
230,538 52		230,538 52	228,924 06		1,614 46
		1,548 00		1,411 00	137 00
		9,288 54	8,749 54		539 00
8,044 00		32,508 00	32,508 00		
32,508 00	1,612 65	1,612 65			1,612 65
		2,555 79	2,555 79		
2,555 79		12,250 00	11,127 23		1,122 77
12,250 00		738 00		223 20	514 80
		2,134 41		2,134 41	
	376 07	659 48			659 48
14,000 00		14,000 00	14,000 00		
		4,046 34		4,046 34	
2,763,472 52	12,921,27	3,022,198 63	2,806,840 65	33,302 35	182,055 63

## Statement exhibiting the balances of appropriations

Specific objects of appropriations.	Year.	Statutes.		Balances of appropriations, July 1, 1877.
		Vol.	Page or section.	
CIVIL—Continued.				
Brought forward .....				\$245, 804 84
Contingent expenses House—Continued.				
Fuel for heating-apparatus .....	1877			\$244 21
Do .....	1878	19	297	
Horses and wagons .....	1878	19	297	
Furniture and repairs .....	1876			773 75
Do .....	1877			96
Do .....	1878	19	297	
Packing-boxes .....	1878	19	297	
Cartage .....	1878	19	297	
Do .....	1876			225 00
Stationery and newspapers .....	1876			652 47
Do .....	1877			102 82
Do .....	1878	19	297	
Pages .....	1876			380 00
Do .....	1877	19	371	23 26
Do .....	1878	19	297	
Miscellaneous items .....	1876			9, 839 82
Do .....	1877			
Do .....	1878	19	297, 371	
Salaries Capitol police .....	1876			78
Do .....	1877			1, 186 32
Do .....	1878	19	295	
Postage .....	1878	19	295	
Monuments to Representatives, Congressional Cemetery .....				1, 500 00
Equestrian statue of Nathaniel Green .....				25, 000 00
Pedestal for equestrian statue of General J. B. McPherson .....				27 86
Pedestal for statue of General G. H. Thomas .....				24, 000 00
Completion of the Washington Monument .....				195, 000 00
Conveying votes of electors for President and Vice-President.				11, 143 00
Payment for contesting seats Forty-third Congress; act June 19, 1878.		20	255	
Payment for contesting seats Forty-fifth Congress; act June 19, 1878.		20	256	
Contingent expenses House Representatives:				
Expenses of select committee on alleged frauds in late Presidential election; act June 19, 1878.		20	255	
Payment to J. J. Spellman, page, House of Representatives.	1877	} 20	124	
	1878			
Payment to William Douglas, laborer .....	1878	20	124	
Payment to Charles Christian, laborer .....	1877	} 20	124	
	1878			
Payment for services rendered under Doorkeeper and Sergeant-at-Arms.	1878			
Payment to Sheperd S. Everett .....	1878	20	238	
Payment to George W. Kennedy, messenger .....	1878	20	238	
Payment to C. W. Combs, messenger .....	1878	20	238	
Payment to J. G. White and Leonard E. Chapman, riding-pages.	1878	20	238	
Payment to Josiah R. Dunbar, messenger .....	1878	20	238	
Payment to Frank Angerer, page .....	1878	20	248	
Payment to J. C. Kondrup, messenger .....	1878	20	239	
Payment to William P. Thomas, messenger .....	1877	20	239	
Payment to Asher Barnett, clerk .....	1878	20	239	
Payment to J. B. Holloway, clerk .....	1878	20	239	
Salaries office of Public Printer .....	1878	19	297	
Contingent expenses office of Public Printer, Congressional.	1876			1, 422 67
Do .....	1877			1, 388 27
Do .....	1878	19	297	
Contingent expenses public printing and binding .....	1876			121, 731 20
Do .....	1877			175, 443 93
Do .....	1878	19	344	
Lithographing and engraving .....	1876			13, 314 95
Salaries Library of Congress .....	1876			4 80
Do .....	1877			
Do .....	1878	19	297	
Increase Library of Congress .....	1877			
Do .....	1878	19	298	
Contingent expenses Library of Congress .....	1878	19	298	
Plans for Library of Congress .....	1877			195 50
Postage for Library of Congress .....	1877			700 00
Works of art for the Capitol .....	1876			2, 300 00
Reprint of the acts of the Continental Congress and of the Congress of the Confederation; act March 3, 1877.		19	406	
Carried forward .....				832, 412 41

unexpended June 30, 1877, &amp;c.—Continued.

Appropriations for the fiscal year ending June 30, 1878.	Repayments made during the fiscal year 1878.	Aggregate available for the fiscal year ending June 30, 1878.	Payments during the fiscal year ending June 30, 1878.	Amounts carried to the surplus fund June 30, 1878.	Balances of appropriations, June 30, 1878.
\$2,763,472 52	\$12,921 27	\$3,022,198 63	\$2,806,840 65	\$33,302 35	\$182,055 63
	284 28	528 49			528 49
10,000 00		10,000 00	6,758 19		3,241 81
5,500 00		5,500 00	5,500 00		
		773 75		773 75	
	158 33	159 29			159 29
8,000 00		8,000 00	8,000 00		
2,718 00		2,718 00	2,718 00		
700 00		700 00	700 00		
		225 00		225 00	
		652 47		652 47	
		102 82	7 52		95 30
80,925 00		80,925 00	46,176 26		34,748 74
		3=0 00		320 00	60 00
2,795 58		2,818 64	2,795 55		23 29
19,067 50		19,067 50	18,923 38		144 12
	1,911 25	11,751 07	126 80		11,624 27
327 60	1,107 78	1,435 38	1,421 18		14 20
58,894 74	52 40	58,947 14	58,315 82		631 32
		78		78	
		1,186 32			1,186 32
16,850 00		16,850 00	16,849 83		17
300 00		300 00	300 00		
		1,500 00		1,500 00	
		25,000 00	25,000 00		
		27 86		27 86	
		24,000 00	24,000 00		
		195,000 00			195,000 00
		11,143 00			11,143 00
2,207 75		2,207 75	2,207 75		
11,000 00		11,000 00	11,000 00		
20,000 00		20,000 00	7,500 00		12,500 00
572 50		572 50			572 50
448 04		448 04			448 04
800 00		800 00			800 00
7,000 00		7,000 00	5,624 51		1,375 49
400 00		400 00	400 00		
648 00		648 00	648 00		
600 00		600 00	600 00		
695 00		695 00	695 00		
100 00		100 00	100 00		
497 50		497 50	497 50		
584 24		584 24	584 24		
180 04		180 04	180 04		
762 00		762 00	762 00		
762 00		762 00	762 00		
13,400 00		13,400 00	13,400 00		
		1,428 67		1,428 67	
		1,388 27	667 22		721 05
2,000 00		2,000 00	1,721 47		278 53
		121,731 20		121,731 20	
	14,660 77	190,104 70	57,986 10		132,118 60
1,673,950 00	67,065 98	1,741,015 98	1,482,501 44		258,514 54
		13,314 95		13,314 95	
		4 80		4 80	
	2 78	2 78			2 78
30,440 00		30,440 00	30,440 00		
	54	54			54
12,500 00		12,500 00	12,000 00		500 00
1,500 00		1,500 00	1,000 00		500 00
		195 50			195 50
		700 00	700 00		
		2,300 00		2,300 00	
1,000 00		1,000 00	200 00		800 00
4,751,598 01	98,165 38	5,682,175 80	4,656,610 45	175,581 83	849,983 52

Statement exhibiting the balances of appropriations

Specific objects of appropriations.	Year.	Statutes.		Balances of appropriations, July 1, 1877.
		Vol.	Page or section.	
CIVIL—Continued.				
Brought forward .....				\$332,412 41
Salaries Botanic Garden .....	1876			1 07
Do. ....	1878	19	298	4 47
Improving Botanic Garden .....	1876			500 00
Do. ....	1877			
Do. ....	1878	19	298, 350	
Improving buildings Botanic Garden .....	1876			70
Do. ....	1878	19	370	
Salaries judges, &c., Court of Claims .....	1878	19	319	
Reporting decisions Court of Claims .....	1878	19	319	
Contingent expenses Court of Claims .....	1878	19	319	
Payment of judgments of Court of Claims .....	1878	20	1, 7, 16	4, 453 22
Do. ....	1876	20	234	47 50
Salary of the President .....	1877			277 79
Do. ....	1878	19	299	
Salary of the Vice-President .....	1876			4, 847 84
Do. ....	1877			5, 377 76
Do. ....	1878	19	299	
Salaries Executive Office .....	1878	19	299	
Contingent expenses Executive Office .....	1878	19	299	
Postage Executive Office .....	1877			320 00
Salaries Department of State .....	1876			7, 504 59
Do. ....	1877			5, 050 46
Do. ....	1878	19	299	
Proof-reading Department of State .....	1876			1, 674 35
Do. ....	1877			1, 000 50
Do. ....	1878	19	299	
Stationery, furniture, &c., Department of State .....	1876			216 75
Do. ....	1878	19	299	
Books and maps Department of State .....	1878	19	299	
Contingent expenses Department of State .....	1876			1, 681 17
Do. ....	1877			10, 029 70
Do. ....	1878	19	299	
Rent of stable and wagon-shed, Department of State .....	1877			200 00
Do. ....	1878	19	299	
Lithographing, Department of State .....	1876			1, 201 52
Do. ....	1877			300 00
Do. ....	1878	19	299	
Editing, publishing, and distributing revised and annual statutes .....	1876			24, 200 00
Do. ....	1877			13, 500 00
Do. ....	1878	19	299	
Publishing laws, Department of State .....	1875			50, 000 00
Postage Department of State .....	1876			21, 540 53
Do. ....	1877			15, 512 54
Salaries of ministers .....	1876			32, 886 50
Do. ....	1877			87, 723 88
Do. ....	1878	19	233	
Salaries secretaries of legation .....	1871			
Do. ....	1876			4, 540 75
Do. ....	1877			7, 245 22
Do. ....	1878	19	233	
Contingent expenses foreign missions .....	1871*			
Do. ....	1876			34, 264 75
Do. ....	1877			28, 867 40
Do. ....	1878	19	233	
Salaries consular service .....	1871*			
Do. ....	1872			
Do. ....	1873			
Do. ....	1874			
Do. ....	1875			233 02
Do. ....	1876			1, 409 33
Do. ....	1877			163, 854 88
Do. ....	1878	19	233	
Salaries interpreters to consulates in China, Japan, and Siam .....	1876			4, 186 34
Do. ....	1877			9, 293 61
Do. ....	1878	19	233	
Salaries marshals for consular courts .....	1876			2, 424 62
Do. ....	1877			2, 092 76
Do. ....	1878	19	238	
Salaries consular officers, not citizens .....	1876			9, 315 42
Do. ....	1877			8, 443 52
Do. ....	1878	19	238	
Carried forward .....				1, 398, 636 95

\* And prior years.

unexpended June 30, 1877, &c.—Continued.

Appropriations for the fiscal year ending June 30, 1878.	Repayments made during the fiscal year 1878.	Aggregate available for the fiscal year ending June 30, 1878.	Payments during the fiscal year ending June 30, 1878.	Amount carried to the surplus fund June 30, 1878.	Balances of appropriations, June 30, 1878.
\$4,751,598 01	\$98,165 38	\$5,082,175 80	\$4,656,610 45	\$175,581 83	\$849,983 52
10,000 00		1 07	10,000 00	1 07	
	73	4 47		4 47	
5,300 00		500 73	500 00		73
		5,300 00	5,300 00		
		70		70	
2,100 00	1 19	2,101 19	2,100 00		1 19
32,844 10		32,844 10	32,599 43		244 67
1,000 00		1,000 00	1,000 00		
2,500 00		2,500 00	2,500 00		
670,781 86		675,235 08	670,781 86		4,453 22
633,078 48		633,125 98	633,078 48	47 50	
		277 79			277 79
50,000 00		50,000 00	50,000 00		
		4,847 84		4,847 84	
		5,377 78			5,377 78
8,000 00		8,000 00	8,000 00		
12,500 00		12,500 00	12,500 00		
7,000 00		7,000 00	7,000 00		
		320 00			
		7,504 59		7,504 59	
	123 11	5,173 57			5,173 57
113,460 00		113,460 00	110,975 31		2,484 69
		1,674 35		1,674 35	
	20 30	1,020 80			1,020 80
2,500 00		2,500 00	1,500 00		1,000 00
		216 75		216 75	
3,500 00		3,500 00	3,300 00		200 00
2,000 00		2,000 00	1,750 00		250 00
		1,681 17		1,681 17	
	83 33	10,113 03	411 85		9,701 18
18,500 00		18,500 00	9,700 00		8,800 00
	50 00	250 00	83 33		166 67
600 00		600 00	600 00		
		1,201 52		1,201 52	
		300 00	208 50		91 50
1,500 00		1,500 00	1,300 00		200 00
		24,200 00		24,200 00	
		13,500 00			13,500 00
30,000 00		30,000 00	2,700 00		27,300 00
		50,000 00		50,000 00	
		21,540 53		21,540 53	
		15,512 54	5,453 21		10,059 33
		32,886 50	1,925 04	30,961 46	
	10 00	87,733 88	66,445 39		21,288 49
293,000 00	9 22	293,009 22	251,164 92		41,844 30
	256 85	256 85		256 85	
		4,540 75		4,540 75	
		7,245 22	5,614 96		1,630 26
38,500 00		38,500 00	28,846 83		9,653 17
17 56		17 56			17 56
		34,264 75		34,264 75	
	1,299 50	30,166 90	13,856 48		16,310 42
85,000 00	1,241 68	86,241 68	46,442 86		39,798 82
667 51		667 51	13 16		654 35
655 06		655 06			655 06
333 75		333 75	34 03		299 72
1,150 82	1,487 60	2,638 42		1,487 60	1,150 82
3,910 34		4,143 42	2,556 14	233 08	1,354 20
	17,493 90	18,903 23	4,203 53	14,699 70	
	5,417 26	169,272 14	127,964 86		41,307 28
428,100 00	10,145 46	438,245 46	301,459 05		136,786 41
		4,186 34	187 50	3,998 84	
	502 50	9,796 11	3,863 77		5,932 34
17,000 00		17,000 00	5,929 68		11,070 32
		2,424 62		2,424 62	
		2,092 76	1,902 57		190 19
7,700 00		7,700 00	4,323 64		3,376 36
		9,315 42	146 74	9,168 68	
	95 55	8,539 07	2,251 87		6,287 20
10,000 00		10,000 00	1,533 44		8,466 56
7,244,797 49	136,403 56	8,779,838 00	7,100,938 88	390,538 65	1,288,360 47

## Statement exhibiting the balances of appropriations

Specific objects of appropriations.	Year.	Statutes.		Balances of appropriations, July 1, 1877.
		Vol.	Page or section.	
CIVIL—Continued.				
Brought forward.....				\$1,398,636 95
Expenses for interpreters, guards, &c., Turkish dominions.....	1876			268 57
Do.....	1877			510 13
Do.....	1878	19	238	
Loss on bills of exchange, consular service.....	1876			41,883 00
Do.....	1877			9,959 75
Do.....	1878	19	238	
Contingent expenses United States consulates.....	1872	19	363	
Do.....	1874	19	363	
Do.....	1875	19	363	
Do.....	1876			100 68
Do.....	1877	19	363	26,202 89
Contingent expenses United Statutes consulates, transfer account.....	1877			
Contingent expenses United States consulates.....	1878	19	233	
Prisons for American convicts.....	1876			4,968 65
Do.....	1877			10,700 12
Do.....	1878	19	238	
Bringing home criminals.....	1872			
Do.....	1876			4,280 71
Do.....	1877			3,649 12
Do.....	1878	19	238	
Relief and protection of American seamen.....	1871*			
Do.....	1872			
Do.....	1873			
Do.....	1874			
Do.....	1875			
Do.....	1876			48,465 98
Do.....	1877			19,574 18
Do.....	1878	19	238	
Rescuing shipwrecked American seamen.....	1876			1,696 61
Do.....	1877			1,850 00
Do.....	1878	19	238	
Expenses under the neutrality act.....	1876			19,941 00
Do.....	1870			19,970 00
Do.....	1878	19	238	
Annual expenses Cape Spartel light.....	1879	19	238	
Allowance to widows or heirs of diplomatic officers who die abroad.....	1876			2,067 43
Do.....	1877			4,371 33
Do.....	1878	19	238	
Rent of court-house and jail in Japan.....	1876			1,300 00
Do.....	1877			150 00
Do.....	1878	19	238	
Buildings and grounds for legation in China.....	1876			145 56
Do.....	1877			743 98
Do.....	1878	19	238	
Salaries United States and Spanish Claims Commission.....	1877			3,866 05
Do.....	1878	19	238	
Contingent expenses United States and Spanish Claims Commission.....	1876			508 61
Do.....	1877			1,722 60
Do.....	1878	19	238	
Commissioner to international penitentiary congress at Stockholm (reappropriated).....	1877			8,000 00
Salaries diplomatic and consular officers not otherwise provided for.....	1877			3,845 35
Salaries United States and Mexican Claims Commission.....	1877			3,891 76
Contingent expenses United States and Mexican Claims Commission.....	1877			150 00
Survey of boundary between United States and British possessions.....	1877			15,992 36
Salary of private amanuensis of minister to Great Britain.....	1876			286 39
Salary of tribunal of arbitration at Geneva.....	1876			53,630 76
Salaries and expenses court of commissioners Alabama claims.....	1876	18	246	
Estates of decedents, trust fund.....	1876			38,375 64
Scheldt dues.....	1873			
Do.....	1874			149 45
Diplomatic and consular war expenses in London, Paris, &c.....	1872			
Removing remains of E. Rumsey Wing from Quito cemetery at Owensborough, Ky., act July 18, 1876.....	1872			
Payment for certain lands ceded by the United States to Great Britain under Treaty of Washington of July 9, 1842 (act March 3, 1877, sec. 2).....		19	343	
Carried forward.....				1,751,865 61

\* And prior years.

unexpended June 30, 1877, &c.—Continued.

Appropriations for the fiscal year ending June 30, 1878.	Repayments made during the fiscal year 1878.	Aggregate available for the fiscal year ending June 30, 1878.	Payments during the fiscal year ending June 30, 1878.	Amounts carried to the surplus fund June 30, 1878.	Balances of appropriations, June 30, 1878.
\$7,244,797 49	\$136,403 56	\$8,779,838 00	\$7,100,938 88	\$390,538 65	\$1,288,360 4
	288 75	268 57	763 02	268 57	35 86
3,000 00	29 62	3,029 62	2,098 23		931 39
		41,883 00		41,883 00	9,989 75
10,000 00		9,989 75			10,000 00
693 39		10,000 00			693 39
70 05		693 39			70 05
117 95		70 05			117 95
	5,632 29	117 95			
12,777 17	795 30	5,732 97	3,974 15	1,758 82	28 42
	1,307 72	39,775 36	39,746 94		
		1,307 72	1,307 72		
115,000 00	305 35	115,305 35	97,176 27		18,129 08
		4,968 65		4,968 65	
	530 29	11,230 41	4,729 06		6,501 35
18,750 00	1,006 32	19,756 32	7,802 47		11,953 85
191 55		191 55			191 55
		4,280 71	50 00	4,230 71	
5,000 00		3,649 12	389 73		3,259 39
104 25		5,000 00	762 40		4,237 60
24 80		104 25			104 25
60 00	6,068 94	6,093 74	24 80	6,068 94	
20 00		60 00	60 00		
		20 00	20 00		
	53 62	53 62		53 62	
	87 60	48,553 58	14 92	48,538 66	
	6,678 12	26,252 30	16,690 05		9,562 25
80,000 00	6,688 26	86,688 26	37,022 43		49,665 83
		1,696 61		1,696 61	
		1,850 00	212 00		1,638 00
4,500 00		4,500 00	1,900 00		2,600 00
		19,941 00		19,941 00	
		19,970 00			19,970 00
10,000 00		10,000 00	2,950 00		7,050 00
285 00		285 00	285 00		
		2,067 43	122 28	1,945 15	
		4,371 33	164 69		4,206 64
5,000 00		5,000 00	150 81		4,849 19
		1,300 00		1,300 00	
		150 00			150 00
3,850 00		3,850 00			3,850 00
		145 56		145 56	
		743 98	743 98		
3,100 00		3,100 00	2,250 00		850 00
		3,866 05	1,595 88		2,270 17
8,212 50		8,212 50	7,061 72		1,150 78
		508 61		508 61	
		1,722 60	111 50		1,611 10
750 00		750 00	509 22		240 78
		8,000 00	5,268 00		2,732 00
		3,845 35	101 90		3,743 45
		3,891 76			3,891 76
		150 00			150 00
		15,992 36	8,929 00		7,063 36
		266 39		266 39	
	1,934 30	55,565 06	49,380 46		6,184 60
505 40		505 40	505 40		
	13,472 69	51,848 33	9,428 99		42,419 34
	201 13	201 13		201 13	
		149 45		149 45	
	291 61	291 61		291 61	
1,000 00		1,000 00	852 69		147 31
35,000 00		35,000 00	28,073 50		6,926 50
7,562,809 55	181,775 47	9,406,450 63	7,434,168 09	524,755 13	1,537,527 41

## Statement exhibiting the balances of appropriations

Specific objects of appropriations.	Year.	Statutes.		Balances of appropriations, July 1, 1877.
		Vol.	Page or section.	
CIVIL—Continued.				
Brought forward .....				\$1,751,865 61
Salaries office Secretary of the Treasury .....	1876			407 44
Do .....	1878	19	299	
Salaries office Secretary of the Treasury (loans and currency) .....	1876			104 35
Do .....	1877			
Do .....	1878	19	300	
Salaries office Supervising Architect .....	1876			3 80
Do .....	1878	19	300	
Salaries office First Comptroller .....	1876			65 50
Do .....	1877			
Do .....	1878	19	300	
Salaries office Second Comptroller .....	1876			44 60
Do .....	1877			
Do .....	1878	19	300	
Salaries office Commissioner of Customs .....	1876			2 83
Do .....	1877			
Do .....	1878	19	300	
Salaries office First Auditor .....	1876			9 01
Do .....	1877			
Do .....	1878	19	300	
Salaries office First Auditor (loans) .....	1876			16 50
Do .....	1878	19	300	
Salaries office Second Auditor .....	1876			46 32
Do .....	1878	19	300	
Salaries office Third Auditor .....	1876			73
Do .....	1877			
Do .....	1878	19	300	
Salaries office Fourth Auditor .....	1876			2 33
Do .....	1877			
Do .....	1878	19	301	
Salaries office Fifth Auditor .....	1876			5 12
Do .....	1877			
Do .....	1878	19	301	
Salaries office Sixth Auditor .....	1876			
Do .....	1878	19	301	
Salaries office Treasurer .....	1876			17 91
Do .....	1877			
Do .....	1878	19	301	
Salaries office Treasurer (loans) .....	1876			30 66
Do .....	1878	19	301	
Salaries office Treasurer (national currency, reimbursable) .....	1876			12,238 62
Do .....	1877			
Do .....	1878	19	301	
Salaries office Register .....	1876			4 95
Do .....	1877			
Do .....	1878	19	302	
Salaries office Register (loans) .....	1876			5 15
Do .....	1877			
Do .....	1878	19	302	
Salaries office Comptroller of the Currency .....	1876			1,174 05
Do .....	1877			
Do .....	1878	19	302	
Salaries office Comptroller of the Currency (national currency, reimbursable) .....	1876			1,164 24
Do .....	1877			
Do .....	1878	19	302	
Salaries office Commissioner Internal Revenue .....	1876			64 99
Do .....	1877			
Do .....	1878	19	303	
Salaries office Light-House Board .....	1877			
Do .....	1878	19	302	
Salaries office Bureau of Statistics .....	1876			1 07
Do .....	1877			
Do .....	1878	19	302	
Salaries temporary clerks, Treasury Department .....	1876			3 39
Do .....	1878	19	303	
Salaries temporary clerks, Treasurer's office .....	1876			50
Stationery for Treasury Department .....	1876			79 93
Do .....	1877			2,506 75
Do .....	1878	19	303	
Contingent expenses Treasury Department, binding newspapers, &c. ....	1878	19	303	
Contingent expenses Treasury Department, investigation of accounts and traveling expenses .....	1876			1,590 19
Do .....	1878	19	303	
Carried forward .....				1,771,456 54



unexpended June 30, 1877, &amp;c.—Continued.

Appropriations for the fiscal year ending June 30, 1878.	Repayments made during the fiscal year 1878.	Aggregate available for the fiscal year ending June 30, 1878.	Payments during the fiscal year ending June 30, 1878.	Amounts carried to the surplus fund, June 30, 1878.	Balances of appropriations, June 30, 1878.
\$7,562,809 55	\$181,775 47	\$9,496,450 63	\$7,434,168 09	\$524,755 13	\$1,537,527 41
281,310 00		407 44		407 44	
	74 20	281,310 00	281,310 00		
88,685 50		104 35	73 40	30 95	74 20
20,140 00		74 20			
	74 42	88,685 50	88,685 50	3 80	
63,700 00		3 80			
	615 79	20,140 00	20,140 00	65 50	74 42
85,300 00		65 50			
	184 44	74 42			
48,410 00		63,700 00	63,700 00	44 60	615 79
	119 33	44 60			
52,330 00		615 79	615 79	2 83	184 44
15,400 00		85,300 00	85,300 00	9 01	119 33
204,050 00		2 83			
	41 59	184 44	48,410 00		
184,510 00		48,410 00	48,410 00		
	280 75	9 01			
71,230 00		119 33	52,330 00		
	1 13	52,330 00	52,330 00	16 50	
41,510 00		16 50	15,400 00		
	27 90	46 32	15,400 00	46 32	
310,470 00		204,050 00	204,050 00	73	
	476 26	73			
157,680 00		41 59	184,510 00		
166,500 00		184,510 00	184,510 00	2 33	41 59
	1,955 52	2 33			
117,736 00		280 75	71,230 00		
	343 29	71,230 00	71,230 00	5 12	280 75
58,850 00		5 12			
	132 44	1 13	41,510 00		
106,440 00		41,510 00	41,510 00	27 90	1 13
	2,232 11	27 90	310,470 00		
104,820 00		17 91	310,470 00	17 91	
	130 61	476 26			
22,340 00		157,680 00	157,680 00	15 82	476 26
	694 11	30 66			
253,410 00		166,500 00	166,500 00	12,238 62	
14,260 00		12,238 62			
	20	1,955 52	117,736 00		
42,700 00		117,736 00	117,736 00	4 95	1,955 52
	2,789 19	4 95			
64,500 00		343 29	58,850 00		
	39,554 69	5 15	58,850 00	5 15	343 29
40,000 00		132 44			2 18
10,000 00		106,440 00	106,439 34		
	43 50	1,174 05		1,174 05	132 44
		2,232 11			66
		104,820 00	104,820 00		2,232 11
		1,164 24		1,164 24	
		130 61			
		160 00	22,340 00		
		22,500 00	22,500 00		
		64 99		64 99	
		694 11	253,410 00		694 11
		253,410 00	253,410 00		
		106 14			
		14,260 00	14,260 00		
		1 07		1 07	
		20			20
		42,740 00	42,740 00		
		3 39		3 39	
		64,500 00	64,500 00	50	
		50			
		79 93		79 93	
		5,295 94	4,450 93		845 01
		79,554 69	78,594 51		960 18
		10,043 50	10,043 50		
		1,590 19		1,590 19	
		2,700 00	1,581 23		1,118 77
10,191,681 05	232,253 08	12,195,340 67	10,105,645 16	541,778 97	1,547,916 54

## Statement exhibiting the balances of appropriations

Specific objects of appropriations.	Year.	Statutes.		Balances of appropriations, July 1, 1877.
		Vol.	Page or section.	
CIVIL—Continued.				
Brought forward .....				\$1,771,456 54
Contingent expenses Treasury Department, freight, telegrams, &c. ....	1876			2,353 03
Do .....	1877			
Do .....	1878	19	303	
Contingent expenses Treasury Department, rent .....	1878	19	303	
Contingent expenses Treasury Department, horses, wagons, &c. ....	1876			1,464 08
Do .....	1878	19	303	
Contingent expenses Treasury Department, ice .....	1876			72 66
Do .....	1877			
Do .....	1878	19	303	
Contingent expenses Treasury Department, fuel, &c. ....	1876			193 00
Do .....	1877			
Do .....	1878	19	303	
Contingent expenses Treasury Department, gas, &c. ....	1876			1,257 10
Do .....	1878	19	303	
Contingent expenses Treasury Department, carpets and repairs. ....	1876			83 01
Do .....	1878	19	303	
Contingent expenses Treasury Department, furniture, &c. ....	1876			17 21
Do .....	1878	19	303	
Contingent expenses Treasury Department, miscellaneous items. ....	1876			256 41
Do .....	1878	19	304	
Postage for Treasury Department .....	1876			3,402 19
Do .....	1877			14,167 47
Do .....	1878	19	303	
Collecting statistics relating to commerce .....	1876			6 11
Do .....	1877			
Do .....	1878	19	303	
Contingent expenses national currency, act June 20, 1874; reimbursable, act March 3, 1875 (Treasurer's office). ....	1876	18	372	
Refunding national debt, 4½ per cent .....		R. S.	3689	
Refunding national debt, 5 per cent .....		R. S.	3689	
Refunding national debt, 4 per cent .....		R. S.	3689	
Return of proceeds captured and abandoned property .....		R. S.	3689	
Refunding proceeds of cotton seized .....		R. S.	3689	
Refunding to national banking associations excess of duty prior to July 1, 1875; act June 14, 1878. ....		20	129	
Do .....				
Repayment to party claiming to have purchased the United States monitor Tecumseh. ....				
Publication of a new edition of the Revised Statutes of the United States; act December 15, 1877. ....		19	268	
Refunding taxes illegally collected under direct tax laws, prior to July 1, 1875. ....		R. S.	3689	
Repayment for lands sold for direct taxes prior to July 1, 1875. ....				
Repayment for lands sold for direct taxes .....		R. S.	3689	
Salaries Bureau of Printing and Engraving .....	1876			3,103 85
Do .....	1877			1,961 28
Do .....	1878	19	303	
Labor and expenses of engraving and printing .....	1876			27,778 21
Do .....	1877			4,558 22
Do .....	1878	19	353	
Vaults, safes, and locks, for public buildings .....	1876			467 12
Do .....	1877			
Do .....	1878	19	355	
Plans for public buildings .....	1876			951 06
Do .....	1877			
Do .....	1878	19	355	
Plans and specifications, public building at Auburn, N. Y. ....	1878	19	354	3,133 75
Illustration for report on food-fishes .....	1878	19	354	
Adapting ponds on Monument lot to culture of carp; act December 15, 1877. ....		20	8-44	
Propagation of food-fishes .....	1877			32,100 00
Do .....	1878			
Do .....	1878	19	354	
Do .....	1878			
Do .....	1879	20	44	
Do .....	1875			1 75
Do .....	1876			18 80
Expenses of inquiry respecting food-fishes .....	1876			13
Do .....	1877			
Carried forward .....				1,868,102 98

unexpended June 30, 1877, &amp;c.—Continued.

Appropriations for the fiscal year ending June 30, 1878.	Repayments made during the fiscal year 1878.	Aggregate available for the fiscal year ending June 30, 1878.	Payments during the fiscal year ending June 30, 1878.	Amounts carried to the surplus fund June 30, 1878.	Balances of appropriations, June 30, 1878.
\$10,191,631 05	\$232,253 08	\$12,195,340 67	\$10,105,645 16	\$541,778 97	\$1,547,916 54
		2,353 03	54 90	2,298 13	
	7 85	7 85	7 85		
5,000 00	3 21	5,003 21	5,003 21		
13,000 00		13,000 00	7,250 00		5,750 00
		1,464 08		1,464 08	
4,200 00	550 25	4,750 25	4,620 50		129 75
		72 66		72 66	
	6 72	6 72	6 72		
7,500 00	125 01	7,625 01	7,625 01		
		193 00		193 00	
	55 00	55 00			55 00
9,000 00	3 16	9,003 16	9,003 16		
		1,257 10		1,257 10	
16,500 00		16,500 00	16,500 00		
		83 01		83 01	
9,000 00		9,000 00	9,000 00		
		17 21		17 21	
24,500 00	5,419 00	29,919 00	29,919 00		
		256 41		256 41	
20,000 00	452 75	20,452 75	20,452 75		
		3,402 19		3,402 19	
	3,716 66	17,884 13	13,340 81		4,543 32
200,800 00		200,800 00	177,200 00		23,600 00
		6 11		6 11	
	9 74	9 74			9 74
12,000 00		12,000 00	12,000 00		
196,552 26	291 50	196,843 76	196,843 76		
515,636 99	2,509 51	518,146 50	514,109 14		4,037 36
4,701 50		4,701 50			4,701 50
407,524 40		407,524 40	407,524 40		
36,640 25		36,640 25	36,640 25		
1,094 48		1,094 48	1,094 48		
6,440 74		6,440 74	6,440 74		
75 00		75 00	75 00		
	61 25	61 25			61 25
5,000 00		5,000 00	5,000 00		
1,064 05		1,064 05			1,064 05
6,075 00		6,075 00			6,075 00
1,450 00		1,450 00	1,450 00		
		3,103 75		3,103 85	
	74 20	1,335 48	102 20		1,233 28
20,330 00		20,330 00	20,152 55		177 45
		27,778 21	12 30	27,765 91	
	64,773 62	69,331 84	14,262 57		55,069 27
800,000 00	286,117 57	1,086,117 57	539,970 93		546,146 64
		467 12	67 00	400 12	
	120 19	120 19	120 19		
25,000 00	21 90	25,021 90	25,021 90		
		951 06		951 06	
	637 50	637 50	637 50		
1,000 00	1,661 50	2,661 50	2,661 50		
		3,133 75			3,133 75
1,000 00		1,000 00	1,000 00		
7,200 00		7,200 00	7,200 00		
	802 50	32,902 50	32,902 50		
17,500 00		17,500 00	17,500 00		
20,000 00		20,000 00	14,000 00		6,000 00
		1 75		1 75	
		18 80		18 80	
		13		13	
	04	04			04
12,587,415 72	599,673 71	15,055,192 41	12,262,417 98	583,070 49	2,209,703 94

## Statement exhibiting the balances of appropriations

Specific objects of appropriations.	Year.	Statutes.		Balances of appropriations, July 1, 1877.
		Vol.	Page or section.	
CIVIL—Continued.				
Brought forward .....				\$1,868,102 98
Purchase and management of the Louisville and Portland Canal .....				685,925 69
Expenses of operating macerating machine .....	1876			137 23
Paper for notes, bonds, and other securities .....	1876			139 90
Material for engraving and printing .....	1876			34 89
Engravers' tools, machinery, &c .....	1876			354 97
Engraving and printing certificates Centennial stock .....				8,316 67
Inquiries into cause of steam-boiler explosions .....				3,595 99
Trust fund for the support of free schools in South Carolina. Extra compensation to discharged employes Bureau Engraving and Printing .....		R. S.	3689	727 19
Salaries steamboat-inspection service .....		R. S.	3689	259,772 74
Contingent expenses steamboat-inspection service .....		R. S.	3689	114,531 15
Transportation of United States securities .....	1876			14,005 05
Do .....	1877			4,928 86
Do .....	1878	19	354	
Expenses of the national currency .....	1876			356 45
Do .....	1877			71,592 98
Do .....	1878	19	354	
Examination of rebel archives and records of captured and abandoned property .....	1876			36 27
Do .....	1878	19	354	
Collection of captured and abandoned property, records and evidence respecting the same .....	1876			12,572 51
Suppressing counterfeiting and fraud .....	1874			36 24
Do .....	1876			434 87
Do .....	1877			3,217 64
Suppressing counterfeiting and fraud, transfer account .....	1877			
Suppressing counterfeiting and fraud .....	1878	19	354	
Salaries office assistant treasurer at New York .....	1876			1,316 87
Do .....	1877			842 81
Do .....	1878	19	304	
Salaries office assistant treasurer at Boston .....	1878	19	305	
Salaries office assistant treasurer at San Francisco .....	1878	19	305	
Salaries office assistant treasurer at Philadelphia .....	1877			156 67
Do .....	1878	19	305	
Salaries office assistant treasurer at Baltimore .....	1876			101 79
Do .....	1878	19	305	
Salaries office assistant treasurer at Saint Louis .....	1877			
Do .....	1878	19	305	
Salaries office assistant treasurer at Chicago .....	1876			394 03
Do .....	1878	19	305	
Salaries office assistant treasurer at Cincinnati .....	1876			49 45
Do .....	1877			425 81
Do .....	1878	19	305	
Salaries office assistant treasurer at New Orleans .....	1878	19	305	
Salaries office depository at Santa Fé .....	1876			6 59
Salaries office designated depositories, reappropriated .....	1874*	R. S.	3649	
Salaries office designated depositories .....	1875			
Do .....	1876			2,250 00
Do .....	1877			750 00
Salaries office depository at Tucson .....	1877			
Do .....	1878	19	306	
Salaries special agents independent treasury .....	1878	19	306	
Checks and certificates of deposit independent treasury .....	1876			1,509 85
Do .....	1877			4,660 60
Do .....	1878	19	306	
Contingent expenses independent treasury .....	1876			10,223 88
Do .....	1877			7,850 21
Contingent expenses independent treasury (transfer account) .....	1877			
Contingent expenses independent treasury .....	1878	19	306	
Salaries office Director of the Mint .....	1877			
Do .....	1878	19	306	
Contingent expenses United States mints and assay-offices .....	1876			9 37
Do .....	1877			6 54
Do .....	1878	19	306	
Assay laboratory, office Director of the Mint .....	1878	19	306	
Recoinage of gold and silver coins .....	1876			1,711 81
Do .....	1878	19	306	
Salaries United States mint at Philadelphia .....	1877			440 52
Do .....	1877	19	306	
Wages workmen United States mint at Philadelphia .....	1876			1,377 88
Carried forward .....				3,082,835 55

\* And prior years.

unexpended June 30, 1877, &c.—Continued.

Appropriations for the fiscal year ending June 30, 1878.	Repayments made during the fiscal year 1878.	Aggregate available for the fiscal year ending June 30, 1878.	Payments during the fiscal year ending June 30, 1878.	Amounts carried to the surplus fund June 30, 1878.	Balances of appropriations, June 30, 1878.
\$12,587,415 72	\$599,673 71	\$15,055,192 41	\$12,262,417 98	\$583,070 49	\$2,209,703 94
		685,925 69	71,910 00		614,015 69
		137 23		137 23	
		139 90		139 90	
		34 89		34 89	
		354 97		354 97	
		8,316 67		8,316 67	
	538 97	4,064 96		4,064 96	
2,756 77		3,483 96	3,483 96		
	931 60	931 60	45 50		886 10
200,000 00		459,772 74	178,612 00		281,160 74
72,703 85		187,235 00	37,637 65		149,597 35
		14,005 05			14,005 05
	835 17	5,764 03	5,703 41		60 62
65,000 00	25	65,000 25	44,172 59		20,827 66
25 35		25 35			25 35
	3,270 00	356 45		356 45	
150,000 00	1,600 00	74,862 98	39,546 43		35,316 55
		151,600 00	123,532 32		28,067 68
		36 27		36 27	
5,000 00		5,000 00	4,997 74		2 26
		12,572 51		12,572 51	
719 89		756 73	349 88		406 85
		434 87	300 00	134 87	
	217 38	3,435 02	3,431 64		3 38
	18 22	18 22	18 22		
100,000 00		100,000 00	90,134 71		9,865 29
		1,316 87		1,316 87	
	375 83	1,218 64	191 49		1,027 15
148,530 00		148,530 00	147,329 45		1,200 55
33,560 00		33,560 00	33,488 03		71 97
23,760 00		23,760 00	23,760 00		
	10 00	166 67			166 67
38,850 00		38,850 00	38,850 00		
		101 79		101 79	
23,440 00		23,440 00	23,426 81		13 19
	52 80	52 80			52 80
15,300 00		15,300 00	15,300 00		
		394 03		394 03	
14,580 00	1,978 18	16,538 18	16,538 18		
		49 45		49 45	
		425 81			425 81
14,760 00		14,760 00	14,760 00		
13,530 00		13,530 00	13,530 00		
		6 59		6 59	
4,410 61		4,410 61	4,410 61		
	518 46	518 46		518 46	
	699 74	699 74		699 74	
	277 10	2,527 10			2,527 10
		750 00	750 00		
1,500 00		1,500 00	1,500 00		
4,000 00		4,000 00	4,000 00		
		1,509 85		1,509 85	
		4,660 60	3,158 10		1,502 50
8,000 00		8,000 00	7,217 00		783 00
		10,223 88		10,223 88	
	2,150 43	10,000 64	9,980 98		19 66
	42 56	42 56	42 56		
55,000 00	521 35	55,521 35	31,971 29		23,550 06
	31 15	31 15			31 15
16,960 00		16,960 00	16,960 00		
		9 37		9 37	
		6 54			2 32
900 00		900 00	692 13		207 87
500 00		500 00	19 50		480 50
		1,711 81		1,711 81	
1,000 00		1,000 00	26 88		973 12
		440 52			440 52
34,850 00		34,850 00	34,850 00		
		1,377 88		1,377 88	
13,637,032 19	613,742 90	17,333,610 64	13,309,051 26	627,138 93	3,397,420 45

## Statement exhibiting the balances of appropriations

Specific objects of appropriations.	Year.	Statutes.		Balances of appropriations, July 1, 1877.
		Vol.	Page or section.	
CIVIL—Continued.				
Brought forward .....				\$3,082,835 55
Wages workmen United States mint at Philadelphia .....	1877			15,000 00
Do .....	1878	19	307	
Contingent expenses United States mint at Philadelphia .....	1876			17 00
Do .....	1877			
Do .....	1878	19	307	
Freight on bullion, United States mint at Philadelphia .....	1876			1,964 80
Do .....	1877			1,093 62
Do .....	1878	19	307	
Annealing furnaces .....	1876			7,229 88
Artesian well, mint at Philadelphia .....				266 60
Automatic weighing machines United States mints .....	1877			2,159 32
Salaries United States mint at San Francisco .....	1876			313 17
Do .....	1877			
Do .....	1878	19	307	
Wages workmen United States mint at San Francisco .....	1876			75
Do .....	1877			
Do .....	1878	19	307	
Contingent expenses United States mint at San Francisco .....	1876			58
Do .....	1877			
Do .....	1878	19	307	
Salaries United States mint at Carson .....	1877			
Do .....	1878	19	307	
Wages workmen United States mint at Carson .....	1876			37 70
Do .....	1877			
Do .....	1878	19	307	
Contingent expenses United States mint at Carson .....	1875			10 79
Do .....	1876			
Do .....	1878	19	307	
Salaries United States mint at Denver .....	1876			226 62
Do .....	1878	19	307	
Wages workmen United States mint at Denver .....	1878	19	307	
Contingent expenses United States mint at Denver .....	1877			
Do .....	1878	19	307	
Salaries United States mint at New Orleans .....	1876			2,500 00
Do .....	1877			2,165 82
Do .....	1878	19	307	
Wages workmen United States mint at New Orleans .....	1876			1 30
Do .....	1877			
Do .....	1878	19	307	
Contingent expenses United States mint at New Orleans .....	1876			887 80
Do .....	1877			
Do .....	1878	19	307	
Salaries United States assay-office at New York .....	1876			287 16
Do .....	1878	19	307	
Wages workmen United States assay-office at New York .....	1876			6,848 92
Do .....	1877			
Do .....	1878	19	307	
Contingent expenses United States assay-office at New York .....	1878	19	307	
Salaries United States assay-office at Helena .....	1877			998 64
Do .....	1878	19	307	
Wages workmen United States assay-office at Helena .....	1877			544 00
Do .....	1878	19	307	
Contingent expenses United States assay-office at Helena .....	1877			157 64
Do .....	1878	19	307	
Machinery, &c., United States assay-office at Helena .....	1877			
Salaries United States assay-office at Boise City .....	1878			
Do .....	1878	19	308	
Wages and contingent expenses United States assay-office at Boise City .....	1877			
Do .....	1878	19	308	
Do .....	1876			
Salaries United States assay-office at Charlotte .....	1877			395 42
Do .....	1878	19	308	
Wages and contingent expenses United States assay-office at Charlotte .....	1878	19	308	
Coinage of silver for redemption of fractional currency .....	20		25	
Coinage of the standard silver dollar, act February 25, 1878 .....	20		25	
Storage of silver dollars .....	20		42	
Salaries governor, &c., Territory of Arizona .....	1877			250 04
Do .....	1878	19	308	
Legislative expenses Territory of Arizona .....	1876			547 00
Do .....	1877			
Do .....	1878	19	308	
Carried forward .....				3,126,740 12

unexpended June 30, 1877, &amp;c.—Continued.

Appropriations for the fiscal year ending June 30, 1878.	Repayments made during the fiscal year 1878.	Aggregate available for the fiscal year ending June 30, 1878.	Payments during the fiscal year ending June 30, 1878.	Amounts carried to the surplus fund June 30, 1878.	Balances of appropriations, June 30, 1878.
\$13,637,032 19	\$613,742 90	\$17,333,610 64	\$13,309,051 26	\$627,138 93	\$3,397,420 45
285,000 00	2,158 09	17,153 09			17,158 09
		285,000 00	285,000 00		
		17 00		17 00	
72,500 00	3,928 49	3,928 49	1,853 17		2,075 32
	7 89	72,507 89	72,500 00		7 89
		1,964 80		1,964 80	
15,000 00		1,093 62	213 50		880 12
		15,000 00	10,916 27		4,083 73
		7,229 88		7,229 88	
		266 60		266 60	
		2,159 32	2,159 32		
		313 17		313 17	
24,900 00	79 50	79 50			79 50
		24,900 00	24,900 00		
		75		75	
275,000 00	40 35	40 35			40 35
	27 70	275,027 70	275,027 70		
		58		58	
		08			08
99,500 00	210 20	99,710 20	99,221 81		488 39
	1 97	1 97			1 97
23,550 00		23,550 00	23,550 00		
		37 70		37 70	
80,000 00	31 00	31 00			31 00
	14 00	80,000 00	80,000 00		
		14 00		14 00	
42,500 00		10 79		10 79	
		42,500 00	42,448 10		51 90
		226 62		226 62	
7,950 00		7,950 00	7,950 00		
6,500 00		6,500 00	6,500 00		
3,800 00	34 16	34 16			34 16
		3,800 00	3,800 00		
		2,500 00		2,500 00	
6,000 00		2,165 82			2,165 82
		6,000 00	4,337 12		1,662 88
		1 30		1 30	
3,000 00	40	40			40
		3,000 00	2,729 60		270 40
		887 80		887 80	
5,000 00	72	72			72
		5,080 00	1,000 00		4,000 00
		287 16		287 16	
32,900 00		32,900 00	32,900 00		
		6,848 92		6,848 92	
	1,656 75	1,656 75			1,656 75
22,500 00		22,500 00	19,800 00		2,700 00
9,000 00		9,000 00	8,915 00		85 00
		998 64			998 64
4,000 00		4,000 00	4,000 00		
		693 03			693 03
2,000 00	149 03	2,000 00	2,000 00		
		412 87	138 52		274 35
3,000 00	255 23	3,000 00	3,000 00		
		19 36			19 36
		04			04
2,000 00		2,000 00	2,000 00		
	3 55	3 55			3 55
1,900 00		1,900 00	1,836 03		63 97
	33 44	33 44		33 44	
		395 42			395 42
1,500 00		1,500 00	1,500 00		
250 00		250 00	250 00		
21,690 28	19 91	21,710 19	21,710 19		
81,115 75		81,115 75	81,115 75		
75,000 00		75,000 00	25,000 00		50,000 00
		250 04	249 66		38
12,700 00		12,700 00	10,100 00		2,600 00
		547 00		547 00	
		23 58			23 58
2,000 00	23 58	2,000 00	2,000 00		
14,858,788 22	622,438 34	18,607,966 68	14,469,673 00	648,326 44	3,489,967 24

Statement exhibiting the balances of appropriations

Specific objects of appropriations.	Year.	Statutes.		Balances of appropriations, July 1, 1877.
		Vol.	Page or section.	
CIVIL—Continued.				
Brought forward .....				\$3, 126, 740 12
Contingent expenses Territory of Arizona.....	1877			
Do.....	1878	19	308	
Salaries governor, &c., Territory of Colorado.....	1877			12, 858 78
Legislative expenses Territory of Colorado.....	1876			
Do.....	1877			1, 700 00
Contingent expenses Territory of Colorado.....	1877			108 00
Constitutional convention for admission of Colorado.....	1876			2, 087 73
Salaries governor, &c., Territory of Dakota.....	1877			2, 250 04
Do.....	1878	19	308	
Legislative expenses Territory of Dakota.....	1871			
Do.....	1876			557 41
Do.....	1877	20	117	
Do.....	1878	19	308	
Contingent expenses Territory of Dakota.....	1878	19	308	
Salaries governor, &c., Territory of Idaho.....	1876			871 19
Do.....	1877			3, 456 59
Do.....	1878	19	309	
Legislative expenses Territory of Idaho.....	1875	20	117	
Do.....	1877	20	117	
Do.....	1878			
Contingent expenses Territory of Idaho.....	1876			308 00
Do.....	1878	19	309	
Salaries governor, &c., Territory of Montana.....	1876			138 55
Do.....	1877			2, 000 04
Do.....	1878	19	309	
Legislative expenses Territory of Montana.....	1874			
Do.....	1877			
Do.....	1878	19	309	
Contingent expenses Territory of Montana.....	1874			
Do.....	1878	19	309	
Salaries governor, &c., Territory of New Mexico.....	1876			642 86
Do.....	1877			4, 150 04
Do.....	1878	19	309	
Legislative expenses Territory of New Mexico.....	1874			1, 000 00
Do.....	1876	20	117	3 10
Do.....	1877			
Do.....	1878	19	309	
Contingent expenses Territory of New Mexico.....	1878	19	309	
Salaries governor, &c., Territory of Utah.....	1875	20	117	
Do.....	1876			262 97
Do.....	1877			1, 138 93
Do.....	1878	19	309	
Legislative expenses Territory of Utah.....	1876			6, 073 34
Do.....	1878	19	309	
Contingent expenses Territory of Utah.....	1878	19	309	
Salaries governor, &c., Territory of Washington.....	1877			1, 500 04
Do.....	1878	19	309	
Legislative expenses Territory of Washington.....	1876			161 03
Do.....	1877			
Do.....	1878	19	309	
Contingent expenses Territory of Washington.....	1878	19	309	
Salaries governor, &c., Territory of Wyoming.....	1877			1, 250 04
Do.....	1878	19	309	
Legislative expenses Territory of Wyoming.....	1876			1, 286 50
Do.....	1878	19	309	
Contingent expenses Territory of Wyoming.....	1876			3 40
Do.....	1878	19	309	
Salaries board of health District of Columbia.....	1878	19	308	
Expenses board of health, District of Columbia.....	1878	19	308	
Salaries inspectors of gas and meters, District of Columbia.....	1878	19	308	
Fire department, District of Columbia.....	1878	19	308	
Completing sewerage and filling Tiber Valley, Washington, D. C.....	1878	19	356	
Payment of indebtedness of the District of Columbia (reimbursable, coin); act March 3, 1877.....	1877	19	346	
Repaving Pennsylvania avenue.....	1877			
Payment of interest on 3.65 bonds of the District of Columbia (reimbursable); act March 3, 1877.....	1877	19	346	
Payment of interest on 3.65 bonds of the District of Columbia (reimbursable); act July 31, 1876.....	1876			
Deposit by the Commissioners of the District of Columbia, for interest on 3.65 bonds District of Columbia; joint resolution, March 14, 1876.....	1876			
Carried forward .....				3, 170, 548 70



unexpended June 30, 1877, &c.—Continued.

Appropriations for the fiscal year ending June 30, 1878.	Re payments made during the fiscal year 1878.	Aggregate available for the fiscal year ending June 30, 1878.	Payments during the fiscal year ending June 30, 1878.	Amounts carried to the surplus fund June 30, 1878.	Balances of appropriations, June 30, 1878.
\$14,858,788 22	\$622,438 34	\$18,607,966 68	\$14,469,673 00	\$648,326 44	\$3,489,967 24
500 00	42 00	42 00	42 00		
		500 00	500 00		
	1,911 00	12,858 78			12,858 78
		1,911 00	909 47	1,001 53	
		1,700 00			1,700 00
		108 00			108 00
		2,087 73	2,087 73		
		2,250 04	2,250 00		04
12,200 00		12,200 00	10,250 00		1,950 00
	72 75	72 75		72 75	
		557 41		557 41	
1,176 25	1 43	1,177 68			1,177 68
2,000 00		2,000 00	2,000 00		
500 00		500 00	500 00		
		871 19		271 19	
		3,456 59	3,000 00		456 59
12,200 00		12,200 00	9,800 00		2,400 00
1,038 71		1,038 71			1,038 71
2,579.16		2,579 16			2,579 16
2,000 00		2,000 00	1,600 00		400 00
		308 00		308 00	
500 00		500 00	500 00		
		138 55		138 55	
		2,000 04	1,664 80		335 24
12,200 00		12,200 00	9,150 00		3,050 00
	109 88	109 88		109 88	
	1,900 00	1,900 00	1,900 00		
2,000 00		2,000 00	2,000 00		
	75 00	75 00		75 00	
500 00		500 00	500 00		
		642 86		642 86	
		4,150 04	2,914 84		1,235 20
12,700 00		12,700 00	8,550 00		4,150 00
		1,000 00	1,000 00		
1,448 13		1,451 23		3 10	1,448 13
	55	55			55
20,000 00		20,000 00	20,000 00		
500 00		500 00	500 00		
87 50		87 50	87 50		
		262 97		262 97	
		1,138 93	750 00		388 93
12,200 00		12,200 00	10,900 00		1,300 00
	1,289 63	7,362 97	2,500 00	4,862 97	
20,000 00		20,000 00	20,000 00		
500 00		500 00	500 00		
		1,500 04	1,500 00		04
12,200 00		12,200 00	9,800 00		2,400 00
		161 03		161 03	
	3 78	3 78			3 78
20,000 00		20,000 00	20,000 00		
500 00		500 00	500 00		
		1,250 04	1,250 00		04
12,200 00		12,200 00	11,307 23		892 77
		1,286 50		1,097 50	189 00
20,000 00		20,000 00	20,000 00		
		3 40		3 40	
500 00	41 92	541 92	541 92		
10,260 00		10,260 00	10,260 00		
6,410 00		6,410 00	6,410 00		
1,500 00		1,500 00	1,500 00		
25,000 00		25,000 00	25,000 00		
20,000 00		20,000 00	20,000 00		
400,000 00	344,800 00	744,800 00	419,800 00	325,000 00	
	32,406 96	32,406 96	20,044 93		12,362 03
501,607 63	20 99	501,628 62	501,628 62		
	6,058 09	6,058 09	6,058 09		
	3,360 27	3,360 27	3,360 27		
16,005,795 60	1,014,532 59	20,190,876 89	15,664,990 40	983,494 58	3,542,391 91

Statement exhibiting the balances of appropriations

Specific objects of appropriations.	Year.	Statutes.		Balances of appropriations, July 1, 1877.
		Vol.	Page or section.	
CIVIL—Continued.				
Brought forward .....				\$3, 170, 548 70
Employment of the poor of the District in filling up grounds ; act April 4, 1878.	1878	20	250	
Support and medical treatment of the infirm poor, District of Columbia; act April 4, 1878.	1878	20	250	
Benefit of the Penny Lunch House, Washington, D. C.; act June 14, 1878.	1878	20	253	
Reimbursement to S. Wolf, late recorder of deeds, District of Columbia; act June 20, 1878.	1878	20	229	
Survey of the Atlantic and Gulf coasts .....	1876			
Do .....	1877			10, 931 62
Do .....	1878	20	215	
Survey of the Western coast .....	1873			
Do .....	1875			
Do .....	1876			
Do .....	1877			3, 500 00
Do .....	1878	20	215	
Repairs of vessels, Coast Survey .....	1877			
Do .....	1878	29	215	
Publishing observations, Coast Survey .....	1875			
Do .....	1876			
Do .....	1877			
Do .....	1878	20	216	
General expenses Coast Survey .....	1877			
Do .....	1878	20	216	
Geodetic surveying, Coast Survey .....	1877			
Vessels for the Coast Survey .....	1878	19	354	
Salaries office Secretary of War .....	1876			604 51
Do .....	1877			
Do .....	1878	19	310	
Contingent expenses office of Secretary of War .....	1878			
Salaries office Adjutant-General .....	1876			448 38
Do .....	1877			
Do .....	1878	19	310	
Contingent expenses office Adjutant-General .....	1876			1 17
Do .....	1878	19	310	
Salaries office Inspector-General .....	1876			49 46
Do .....	1878	19	310	
Salaries office Military Justice .....	1876			22 83
Do .....	1878	19	310	
Contingent expenses office Military Justice .....	1878	19	310	
Salaries office Quartermaster-General .....	1876			326 36
Do .....	1877			
Do .....	1878	19	310	
Contingent expenses office Quartermaster-General .....	1878	19	310	
Salaries office Commissary-General .....	1876			280 43
Do .....	1877			
Do .....	1878	19	310	
Contingent expenses office Commissary-General .....	1878	19	310	
Salaries office Surgeon-General .....	1876			97 25
Do .....	1877			
Do .....	1878	19	310	
Contingent expenses office Surgeon-General .....	1878	19	310	
Salaries office Chief of Ordnance .....	1877			
Do .....	1878	19	311	
Contingent expenses office Chief of Ordnance .....	1878	19	311	
Salaries office Paymaster General .....	1877			
Do .....	1878	19	311	
Contingent expenses office Paymaster-General .....	1878	19	311	
Salaries office Chief of Engineers .....	1878	19	311	
Contingent expenses office Chief of Engineers .....	1878	19	311	
Salaries Signal Office .....	1876			31 96
Do .....	1878	19	310	
Salaries superintendent, &c., War Department building .....	1877			
Do .....	1878	19	311	
Contingent expenses War Department .....	1878	19	311	
Salary superintendent building corner Pennsylvania avenue and Fifteenth street.	1878	19	311	
Salary superintendent building on F street .....	1877			
Do .....	1878	19	311	
Contingent expenses building on F street .....	1877			
Do .....	1878	19	311	
Salaries superintendent, &c., building on Seventeenth and F streets.	1876			180 00
Carried forward .....				187, 022 67

unexpended June 30, 1877, &c.—Continued.

Appropriations for the fiscal year ending June 30, 1878.	Repayments made during the fiscal year 1878.	Aggregate available for the fiscal year ending June 30, 1878.	Payments during the fiscal year ending June 30, 1878.	Amounts carried to the surplus fund June 30, 1878.	Balances of appropriations, June 30, 1878.
\$16,055,795 60	\$1,014,532 59	\$20,190,876 89	\$15,664,990 40	\$983,494 58	\$3,542,391 91
15,000 00		15,000 00	15,000 00		
5,000 00		5,000 00	5,000 00		
1,500 00		1,500 00	1,500 00		
4,110 00		4,110 00	4,110 00		
	11 23	11 23		11 23	
	400 00	11,331 62	10,900 00		431 62
300,000 00	87 18	300,000 00	300,000 00	87 18	
	17	17		17	
	217 64	217 64		217 64	
	364 35	3,864 35	13,846 78		17 57
180,000 00	1,790 91	180,000 00	162,000 00		18,000 00
		1,790 91	1,709 92		80 99
30,000 00		30,000 00	30,000 00		
	1 57	1 57		1 57	
	2 37	2 37		2 37	
	820 00	820 00	820 00		
6,000 00		6,000 00	6,000 00		
	3,784 55	3,784 55	3,784 55		
32,000 00		32,000 00	32,000 00		
	2,729 18	2,729 18	1,901 58		827 60
20,000 00		20,000 00	18,000 00		2,000 00
	101 21	604 51		604 51	
		101 21			101 21
75,380 00		75,380 00	75,380 00		
8,000 00		8,000 00	8,000 00		
	44 01	448 38		448 38	
294,320 00		294,320 00	294,320 00		44 01
		1 17		1 17	
9,000 00		9,000 00	9,000 00		
		49 46		49 46	
2,640 00		2,640 00	2,640 00		
		22 83		22 83	
6,640 00		6,640 00	6,640 00		
500 00		500 00	500 00		
		326 36		326 36	
	230 26	230 26			230 26
152,480 00		152,480 00	152,480 00		
6,000 00		6,000 00	6,000 00		
	156 52	280 43		280 43	
29,920 00		29,920 00	29,920 00		156 52
6,000 00		6,000 00	6,000 00		
	616 26	97 25		97 25	
167,951 20		167,951 20	167,951 20		616 26
6,000 00		6,000 00	6,000 00		
	25 33	25 33			25 33
18,560 00		18,560 00	18,560 00		
1,000 00		1,000 00	1,000 00		
	121 73	121 73			121 73
58,840 00		58,840 00	58,840 00		
2,500 00		2,500 00	2,500 00		
24,080 00		24,080 00	24,080 00		
2,500 00		2,500 00	2,500 00		
		31 96		31 96	
4,440 00		4,440 00	4,440 00		
	50 12	50 12			50 12
5,770 00		5,770 00	5,770 00		
6,000 00		6,000 00	6,000 00		
250 00		250 00	250 00		
	51 52	51 52			51 52
5,290 00		5,290 00	5,290 00		
	775 84	775 84			775 84
10,000 00		10,000 00	10,000 00		
		180 00		180 00	
17,503,466 80	1,026,914 54	21,717,404 01	17,165,624 43	985,857 09	3,565,922 49

Statement exhibiting the balances of appropriations

Specific objects of appropriations.	Year.	Statutes.		Balances of appropriations, July 1, 1877.
		Vol.	Page or section.	
CIVIL—Continued.				
Brought forward .....				\$3, 187, 022 67
Salaries superintendent, &c., building on Seventeenth and F streets.	1877			
Do .....	1878	19	311	
Contingent expenses building on Seventeenth and F streets.	1878	19	311	
Salary superintendent, &c., building on Tenth street.	1878	19	311	
Salary superintendent building occupied by Commissary-General.	1878	19	311	
Salaries employés public buildings and grounds .....	1877			2, 015 45
Do .....	1878	19	298	
Contingent expenses public buildings and grounds .....	1878	19	298	
Improvement and care of public grounds .....	1876			103 00
Do .....	1877			3, 381 77
Do .....	1878	19	358	
Repairs of navy-yard and upper bridges.	1877			
Do .....	1878	19	359	
Repairs, fuel, &c., Executive Mansion .....	1877			119 15
Do .....	1878	19	359	
Lighting, &c., Executive Mansion .....	1876			162 00
Do .....	1877			1, 081 25
Do .....	1878	19	359	
Repairs of water-pipes and fire-plugs.	1878	19	359	
Washington Aqueduct .....	1878	19	359	
Telegraph to connect the Capitol with the departments and the Public Printing Office.	1877			
Do .....	1878	19	359	
Support and medical treatment of transient paupers .....	1877			1, 250 00
Do .....	1878	20	250	
Contingent expenses building corner Fifteenth and F streets.	1876			361 05
Postage War Department.	1876			5, 182 07
Do .....	1877			42, 436 48
Do .....	1878			
Rent of building corner Pennsylvania avenue and Fifteenth street.		19	311	
Salaries office of the Secretary of the Navy .....	1877			38 04
Do .....	1878	19	311	
Contingent expenses office of the Secretary of the Navy .....	1876			40 95
Do .....	1877			
Do .....	1878	19	311	
Salaries Bureau of Yards and Docks .....	1878	19	311	
Contingent expenses Bureau of Yards and Docks .....	1876			1, 014 71
Do .....	1877			
Do .....	1878	19	312	
Salaries Bureau of Equipment and Recruiting .....	1878	19	312	
Contingent expenses Bureau of Equipment and Recruiting .....	1878	19	312	
Salaries Bureau of Navigation .....	1878	19	312	
Current expenses Bureau of Navigation .....	1878	19	212	
Salaries Bureau of Ordnance .....	1878	19	312	
Contingent expenses Bureau of Ordnance .....	1878	19	312	
Salaries Bureau of Construction and Repair .....	1878	19	312	
Contingent expenses Bureau of Construction and Repair .....	1878	19	312	
Salaries Bureau of Steam-Engineering .....	1878	19	312	
Contingent expenses Bureau of Steam-Engineering .....	1878	19	312	
Salaries Bureau of Provisions and Clothing .....	1878	19	312	
Contingent expenses Bureau of Provisions and Clothing .....	1878	19	312	
Salaries Bureau of Medicine and Surgery .....	1878	19	312	
Contingent expenses Bureau of Medicine and Surgery .....	1878	19	312	
Salaries superintendent, &c., Navy Department building .....	1878	19	312	
Contingent expenses Navy Department building .....	1878	19	312	
Do .....	1876			625 70
Postage Navy Department .....	1876			5, 255 86
Do .....	1877			7, 177 57
Do .....	1878			
Outstanding liabilities .....				275, 812 61
Salaries Post-Office Department .....	1876			52 87
Do .....	1878	19	316	
Contingent expenses Post-Office Department .....	1876			232 88
Do .....	1877			
Do .....	1878	19	316	
Deficiency in postal revenues .....	1876			1, 852, 705 00
Do .....	1876			
Do .....	1877			
Do .....	1877			2, 417, 947 93
Do .....	1878			
Purchase of scales for Post-Office Department .....	1878	19	385	30, 000 00
Carried forward .....				7, 834, 019 01

unexpended June 30, 1877, &c.—Continued.

Appropriations for the fiscal year ending June 30, 1878.	Repayments made during the fiscal year 1878.	Aggregate available for the fiscal year ending June 30, 1878.	Payments during the fiscal year ending June 30, 1878.	Amounts carried to the surplus fund June 30, 1878.	Balances of appropriations, June 30, 1878.
\$17,503,466 80	\$1,026,914 54 5 93	\$21,717,404 01 5 93	\$17,165,624 43	\$985,857 09	\$3,565,922 49 5 93
4,570 00		4,570 00	4,570 00		
6,000 00		6,000 00	6,000 00		
250 00		250 00	250 00		
250 00		250 00	250 00		
	844 77	2,860 22	2,860 22		
30,804 00		30,804 00	30,804 00		
500 00		500 00	500 00		
		103 00		103 00	
	12	3,381 89	3,381 77		12
21,500 00	22 05	21,522 05	21,522 05		
	615 22	615 82	75 00		540 82
1,000 00		1,000 00	1,000 00		
	11	119 26	119 15		11
20,000 00		20,000 00	20,000 00		
		162 00		162 00	
	168 68	1,249 93	1,211 48		38 45
15,000 00		15,000 00	15,000 00		
4,000 00		4,000 00	4,000 00		
15,000 00		15,000 00	15,000 00		
	15	15			15
500 00		500 00	500 00		
		1,250 00	1,250 00		
15,000 00		15,000 00	13,750 00		1,250 00
		361 05		361 05	
		5,182 07		5,182 07	
80,000 00		42,436 48	41,332 59		1,113 89
12,000 00		80,000 00	79,213 40		7,786 60
		12,000 00	12,000 00		
		38 04			38 04
31,420 00		31,420 00	31,420 00		
		40 95		40 95	
	154 33	154 33			154 33
2,500 00		2,500 00	2,500 00		
12,760 00		12,760 00	12,760 00		
		1,014 71		1,014 71	
	114 41	114 41			114 41
800 00		800 00	800 00		
11,960 00		11,960 00	11,960 00		
500 00		500 00	500 00		
6,360 00		6,360 00	6,360 00		
400 00		400 00	400 00		
9,560 00		9,560 00	9,560 00		
400 00		400 00	400 00		
9,960 00		9,960 00	9,960 00		
400 00		400 00	400 00		
8,160 00		8,160 00	8,160 00		
700 00		700 00	700 00		
14,760 00		14,760 00	14,760 00		
400 00		400 00	400 00		
4,960 00		4,960 00	4,960 00		
100 00		100 00	100 00		
5,290 00		5,290 00	5,290 00		
5,000 00		5,000 00	5,000 00		
		625 70		625 70	
		5,255 86		5,255 86	
		7,177 57	1,630 00		5,547 57
20,000 00		20,000 00	4,550 00		15,450 00
	69,665 98	345,478 59	14,876 89		330,601 70
		52 87		52 87	
458,720 00		458,720 00	458,720 00		
	1,800 00	2,032 88	229 20	1,803 68	
	1,890 00	1,800 00			1,800 00
70,600 00		70,600 00	70,600 00		
		1,852,705 00		1,852,705 00	
681,681 27		681,681 27	284,283 36		397,397 91
	101,752 60	2,519,700 53	2,102,202 53		417,498 00
3,456,725 00	268,693 40	3,725,418 40	3,725,418 40		
		30,000 00		30,000 00	
22,543,957 07	1,472,552 89	31,850,528 97	24,222,104 47	2,883,163 98	4,745,260 52

Statement exhibiting the balances of appropriations

Specific objects of appropriations.	Year.	Statutes.		Balances of appropriations, July 1, 1877.
		Vol.	Page or section.	
CIVIL—Continued.				
Brought forward .....				\$7, 834, 019 01
Manufacture of postal-cards .....	1877			31, 000 00
Postage Post-Office Department .....	1876			195, 400 50
Salaries Department of Agriculture .....	1876			64 29
Do .....	1877			30 77
Do .....	1878	19	317	
Collecting agricultural statistics .....	1876			500 00
Do .....	1878	19	317	
Purchase and distribution of valuable seeds .....	1877			5, 000 00
Do .....	1878	19	317	
Experimental garden Department of Agriculture .....	1876			33 89
Do .....	1878	19	317	
Museum Department of Agriculture .....	1876			6 45
Do .....	1878	19	317	
Furniture, cases, &c., Department of Agriculture .....	1876			175 77
Do .....	1878	19	317	
Library Department of Agriculture .....	1876			203 16
Do .....	1877			200 00
Do .....	1878	19	317	
Laboratory Department of Agriculture .....	1878	19	317	
Contingent expenses Department of Agriculture .....	1876			721 09
Do .....	1877			1, 200 00
Do .....	1878	19	317	
Postage Department of Agriculture .....	1876			48, 571 71
Do .....	1877			50 00
Do .....	1878	19	317	
Printing reports of Commissioner of Agriculture .....	1877			22, 146 41
Do .....	1878	19	344	
Improvement of grounds Department of Agriculture .....	1878	19	360	
Report on Forestry, Department of Agriculture .....	1878	19	360	
Salaries Department of Justice .....	1876			3, 672 45
Do .....	1877			2, 634 03
Do .....	1878	19	318	
Salaries temporary clerks Department of Justice .....	1878			1, 271 00
Rent of building Department of Justice .....	1878	19	319	
Contingent expenses Department of Justice .....	1875			
Do .....	1876	20	121	387 97
Do .....	1877	20	121	391 40
Do .....	1878	19	318	
Salary warden of the jail, District of Columbia .....	1877			
Do .....	1878	19	318	
Expenses of Territorial courts in Utah .....	1877			
Do .....	1878	20, 19	121, 318	
Support of convicts .....	1877			575 02
Do .....	1878	20, 19	121, 318	
Support of insane convicts .....	1876			5, 009 46
Punishing violation of intercourse acts and frauds .....	1876			4, 735 98
Do .....	1877			6, 815 53
Do .....	1878	19	346	
Prosecution of crimes .....	1876			4, 449 74
Do .....	1877			1, 437 48
Do .....	1878	19	346	
Prosecution and collection of claims .....	1876			2, 400 00
Do .....	1877			12 00
Defending suits and claims for seizure of captured and abandoned property .....	1875			65 40
Do .....	1876			16, 018 23
Do .....	1877			500 00
Do .....	1878	19	346	
Defending claims under convention with Mexico .....	1876			5, 000 00
Current expenses Reform School, District of Columbia .....	1878	19	346	
Buildings and grounds Reform School, District of Columbia .....	1878	19	346	
Salaries and expenses Metropolitan Police .....	1876			245 24
Do .....	1877			1, 000 00
Do .....	1878	19	346	
General expenses District of Columbia .....	1878	19	347	
Postage Department of Justice .....	1876			6, 524 00
Do .....	1877			3, 320 00
Do .....	1878	19	319	
Penitentiary building at Deer Lodge, Mont .....	1876			2 25
Constructing inclosure around penitentiary at Boise City, Idaho .....				2 00
Contingent expenses commissioners to codify the laws .....	1872			
Do .....	1873			
Carried forward .....				8, 205, 792 23

unexpended June 30, 1877, &c.—Continued.

Appropriations for the fiscal year ending June 30, 1878.	Repayments made during the fiscal year 1878.	Aggregate available for the fiscal year ending June 30, 1878.	Payments during the fiscal year ending June 30, 1878.	Amounts carried to the surplus fund June 30, 1878.	Balances of appropriations, June 30, 1878.
\$22,543,957 07	\$1,472,552 89	\$31,850,528 07	\$24,222,104 47	\$2,883,163 98	\$4,745,260 52
		31,000 00			31,000 00
		195,400 50		195,400 50	
		64 29		64 29	
		30 77			30 77
65,640 00		65,640 00	65,500 00		140 00
	437 82	937 82	914 35	23 47	
15,000 00		15,000 00	15,000 00		
	986 85	5,986 85	5,538 68		448 17
75,000 00		75,000 00	75,000 00		
		33 89		33 89	
4,000 00		4,000 00	4,000 00		
		6 45		6 45	
1,500 00		1,500 00	1,500 00		
		175 77		175 77	
4,500 00		4,500 00	4,500 00		
		203 16		203 16	
	226 71	426 71	274 35		152 36
1,000 00		1,000 00	700 00		300 00
1,000 00		1,000 00	1,000 00		
		721 09		721 09	
	506 72	1,706 72	1,705 69		1 03
8,000 00		8,000 00	7,900 00		100 00
	487 63	48,571 71		48,571 71	
4,000 00		537 63			537 63
		4,000 00	3,030 00		970 00
		92,146 41	16,745 90		5,400 51
120,000 00		120,000 00	87,456 43		32,543 57
6,500 00		6,500 00	6,500 00		
2,500 00		2,500 00	2,500 00		
		3,672 45		3,672 45	
		2,634 03			2,634 03
102,000 00		102,000 00	100,240 38		1,759 62
		1,271 00			1,271 00
14,000 00		14,000 00	14,000 00		
50 30		50 30			50 30
122 13		510 15	16 98		122 13
48 95	187 15	627 50	37 00	370 99	590 50
12,000 00		12,000 00	11,702 50		297 50
	08	08			08
1,800 00		1,800 00	1,800 00		
	912 35	912 35			912 35
27,000 00		27,000 00	19,864 51		7,135 49
2,304 33		2,879 35	2,879 35		
10,000 00		10,000 00	3,868 46		6,131 54
		5,009 46	5,009 46		
		4,735 98		4,735 98	
		6,815 53			6,815 53
8,000 00		8,000 00	657 10		7,342 90
		4,449 74	300 00	4,149 74	
	695 47	2,132 95	392 11		1,740 84
25,000 00		25,000 00	17,766 25		7,233 75
	3 40	2,400 00		2,400 00	
		15 40			15 40
		65 40		65 40	
	246 19	16,018 23	598 80	15,419 43	
		746 19	656 00		90 19
27,000 00		27,000 00	26,931 76		68 24
		5,000 00		5,000 00	
10,000 00		10,000 00	10,000 00		
5,000 00		5,000 00	5,000 00		
		245 24		245 24	
		1,000 00	523 00		477 00
150,000 00		150,000 00	150,000 00		
250,000 00		250,000 00	250,000 00		
		6,524 00		6,524 00	
		3,320 00	3,160 00		160 00
5,000 00		5,000 00	1,680 00		3,320 00
		2 25		2 25	
		2 00			2 00
	209 22	209 22		209 22	
	22 20	22 20		22 20	
23,501,922 83	1,477,474 68	33,185,189 74	25,148,953 53	3,171,181 21	4,865,035 00

Statement exhibiting the balances of appropriations

Specific objects of appropriations.	Year.	Statutes.		Balances of appropriations, July 1, 1877.
		Vol.	Page or section.	
CIVIL—Continued.				
Brought forward .....				\$8,205,792 23
Salaries commissioners to codify the laws .....	1871*			
Expenses United States courts .....	1871*			
Expenses United States courts (reappropriated, act June 14, 1878.)	1871*			
Do.....	1871			
Do.....	1872			214 72
Do.....	1873			19,743 10
Do.....	1874			2,262 13
Do.....	1875			13,619 83
Do.....	1876			46,372 88
Do.....	1877	19	369	25,129 81
Do.....	1878	19	346	
Legal assistance relating to land claims in California.....	1871			
Salaries Justices, &c., Supreme Court United States.....	1877			3,222 21
Do.....	1878	19	318	
Salaries circuit judges.....	1876			782 65
Do.....	1877			1,500 00
Do.....	1878	19	318	
Salaries district judges.....	1876			13,244 55
Do.....	1877	19	369	299 67
Do.....	1878	19	318	
Salaries district attorneys.....	1874			
Do.....	1876			207 24
Do.....	1877			1,400 15
Do.....	1878	19	318	
Salaries district marshals.....	1875			
Do.....	1876			
Do.....	1877			43 52
Do.....	1878	19	318	
Salaries Justices, &c., supreme court District of Columbia.....	1878	19	318	
Expenses and fees United States marshal Territory of Utah.....				2,585 00
Court-house at Washington, D. C.....				174 46
Do.....	1876			29 86
Do.....	1878	19	348	
Building for War, State, and Navy Departments (south wing).....				15,512 50
Building for War, State, and Navy Departments (east wing).....				235,000 00
Building for War, State, and Navy Departments (north wing).....				150,000 00
Court-house and post-office at New York.....				49,085 02
Court-house and post-office at Philadelphia.....				322,480 98
Post-office and sub-treasury, Boston, Mass.....				34,814 55
Post-office and sub-treasury, Columbia, S. C.....				3 46
Court-house and post-office at Raleigh, N. C.....				39,136 46
Court-house and post-office at Atlanta, Ga.....				85,204 78
Court-house and post-office at Covington, Ky.....				167,413 21
Court-house and post-office at Lincoln, Nebr.....				56,390 85
Post-office at Dover, Del.....				
Post-office at Parkersburg, W. Va.....		19	351	5,409 30
Post-office at Jersey City, N. J.....				24,953 89
Treasury building, Washington, D. C.....				20,000 00
Branch mint building, San Francisco, Cal.....				3,516 56
Sub-treasury building, San Francisco, Cal.....				19,241 96
Post-office and court-house at Little Rock, Ark.....		19	351	45,239 65
Court-house and post-office at Utica, N. Y.....				88,454 18
Court-house and post-office at Grand Rapids, Mich.....				62,250 14
Court-house and post-office at Trenton, N. J.....		19	351	4,752 44
Court-house and post-office at Omaha, Nebr.....				805 56
Court-house and post-office at Indianapolis, Ind.....				2,792 18
Post-office at Harrisburg, Pa.....				116,632 24
Court-house and post-office at Austin, Tex.....		19	270	
International Exhibition of 1876, Interior Department.....				
International Exhibition of 1876, Treasury Department.....				284 86
International Exhibition of 1876, War Department.....				
International Exhibition of 1876, contingent expenses.....				3,500 00
International Exposition at Vienna.....				
International Exposition at Paris of 1878, act December 15, 1877.....		20	245	
International postal congress at Paris.....		20	245	
Centennial Celebration and International Exhibition.....	1876			1,500,000 00
Smithsonian Institution.....				448,358 49
Expenses of Smithsonian Institution.....		R. S.	3689,350,	
Fees of supervisors of elections.....		19	370	
Carried forward.....				11,837,857 27

\* And prior years.



unexpended June 30, 1877, &c.—Continued.

Appropriations for the fiscal year ending June 30, 1878.	Repayments made during the fiscal year 1878.	Aggregate available for the fiscal year ending June 30, 1878.	Payments during the fiscal year ending June 30, 1878.	Amounts carried to the surplus fund June 30, 1878.	Balances of appropriations, June 30, 1878.
\$23,501,922 83	\$1,477,474 68	\$33,185,189 74	\$25,148,953 53	\$3,171,181 21	\$4,865,055 00
61 90		61 90			61 90
200 00		200 00			200 00
8 00		8 00	8 00		
	2,881 78	2,881 78		2,881 78	
		214 72	193 17		91 55
		19,743 10	6,256 82		13,486 28
	2,817 77	5,079 90	1,780 84		3,299 06
	5,885 08	19,504 91	7,319 87	12,185 04	
	11,908 68	58,281 56	47,606 38		10,675 18
328,057 50	47,562 61	400,749 92	358,093 81		42,656 11
2,650,000 00	8,999 82	2,658,999 82	2,590,791 60		68,208 22
	206 13	206 13		206 13	
		3,222 21			3,222 21
97,500 00		97,500 00	93,396 75		4,103 25
		782 65		782 65	
		1,500 00			1,500 00
54,000 00		54,000 00	50,012 35		3,987 65
		13,244 55		13,244 55	
4,230 89		4,530 56	4,530 56		
190,000 00		190,000 00	189,467 35		532 65
38 34		38 34			38 34
		207 24	42 39	164 85	
		1,400 15	440 23		959 92
19,300 00		19,300 00	18,514 34		785 66
94 47		94 47			94 47
28 29		28 29			28 29
		43 52	43 52		
12,100 00		12,100 00	11,560 97		539 03
20,500 00		20,500 00	20,500 00		
		2,585 00	2,082 14	502 86	
		174 46	173 50		96
		29 86		29 86	
1,000 00		1,000 00	1,000 00		
		15,512 50	500 00		15,012 50
175,000 00		410,000 00	302,000 00		108,000 00
150,000 00		300,000 00	190,000 00		110,000 00
10,000 00		59,085 02	53,803 87		5,281 15
100,000 00		422,480 98	417,136 24		5,344 74
100,000 00		134,814 55	78,444 09		56,370 46
		3 46			3 46
		39,136 46	38,934 04		202 42
		85,204 78	72,881 97		12,322 81
		167,413 21	68,440 66		98,972 55
	5,778 77	62,169 62	53,882 32		8,287 30
	46 77	46 77			46 77
6,000 00	627 65	12,036 95	9,536 95		2,500 00
		24,953 89	24,836 98		116 91
	126 15	20,126 15	20,000 00		126 15
	163 66	3,680 22			3,680 22
		19,241 96	16,048 30		3,193 66
30,000 00	204 71	75,444 36	40,638 25		34,806 11
		88,454 18	54,241 02		34,213 10
		62,250 14	48,233 65		14,016 49
6,000 00		10,752 44	7,838 91		2,913 53
		805 56			805 56
		2,792 18	922 05		1,870 13
100,000 00		116,632 24	59,912 24		56,720 00
		100,000 00	17,228 69		82,771 31
	30 00	30 00			30 00
		284 86	284 86		
	2,271 66	2,271 66	926 68		1,344 98
	4,301 30	7,801 30	7,347 16		454 14
	2,768 40	2,768 40			2,768 40
150,000 00		150,000 00	130,000 00		20,000 00
		4,000 00	4,000 00		
4,000 00		1,500,000 00		1,500,000 00	
		448,358 49			448,358 49
40,841 00		40,841 00	40,841 00		
	1,765 00	1,765 00	239 40	1,525 60	
27,750,883 22	1,575,820 62	41,164,561 11	30,311,797 51	4,702,704 53	6,150,059 07

Statement exhibiting the balances of appropriations

Specific objects of appropriations.	Year.	Statutes.		Balances of appropriations, July 1, 1877.
		Vol.	Page or section.	
CIVIL—Continued.				
Brought forward.....				\$11, 837, 857 27
Salaries and expenses Southern Claims Commission .....		R. S.	36c-9	
Parting and refining bullion.....				
Relief of John T. Mason.....				1, 000 00
Relief of Will R. Hervey, of Louisville, Ky., act of May 2, 1878.		20	31	
Relief of F. W. Golladay, act of July 11, 1878.....		20	48	
Relief of H. H. Lemon, act of June 19, 1878.....		20	86	
Payment to R. A. Connolly.....				5 18
Payment to S. H. Colbath, act of April 30, 1878.....		20	41	
Payment to J. P. Jeffries.....	1878	20	41	
Payment to C. H. Reissinger, John A. Travis, and others {	1877	} 20	42	
	1878			
Payment to New Brunswick and Canada Railroad Company, for transporting.	1875*	20	46	
Awards under 15th article treaty between United States and Mexico, February 2, 1848, act May 3, 1849.				
Awards under convention between United States and New Granada and Costa Rica, act of February 20, 1861.				
Total Treasury Civil .....				11, 838, 862 45
CUSTOMS.				
Collecting revenue from customs.....		R. S.	3687	71, 638 33
Collecting revenue from customs (deficiency).....	1875			
Expenses revenue-cutter service.....	1871			
Expenses revenue-cutter service (reappropriated, act June 14, 1878).	1872			
Expenses revenue-cutter service.....	1874			
Expenses revenue-cutter service (deficiency).....	1874			
Expenses revenue-cutter service.....	1876			198, 314 41
Do.....	1877			54, 455 81
Do.....	1878	19	345	
Supplies of light-houses (reappropriated).....	1872			
Supplies of light-houses.....	1873			
Do.....	1874			
Do.....	1875			
Supplies of light-houses (transfer-account).....	1875			
Supplies of light-houses.....	1876			2, 925 38
Do.....	1877			51, 547 91
Do.....	1878	19	352	
Repairs and incidental expenses of light-houses.....	1875			
Do.....	1876			5, 302 97
Do.....	1877			13, 652 68
Do.....	1875	19	352	
Salaries of keepers of light-houses.....	1871			
Salaries of keepers of light-houses (reappropriated).....	1871*			
Salaries of keepers of light-houses (transfer-account).....	1871			
Salaries of keepers of light-houses.....	1873			
Do.....	1874			
Salaries of keepers of light-houses (deficiency).....	1874			
Salaries of keepers of light-houses (transfer-account).....	1874			
Salaries of keepers of light-houses.....	1875			
Do.....	1876			9, 641 73
Do.....	1877			36, 388 78
Do.....	1878	19	352	
Inspecting lights.....	1876			1, 476 63
Do.....	1877			
Do.....	1878	19	352	
Expenses of light-vessels.....	1875			
Do.....	1876			831 68
Do.....	1877			9, 092 36
Do.....	1878	19	352	
Expenses of fog signals.....	1875			
Do.....	1876			889 17
Do.....	1877			2, 454 59
Do.....	1878	19	352	
Expenses of buoyage.....	1875			
Expenses of buoyage (transfer-account).....	1875			
Expenses of buoyage.....	1876			8, 396 63
Do.....	1877			35, 005 91
Do.....	1878	19	352	
Carried forward.....				502, 014 97

\* And prior years.

unexpended June 30, 1877, &amp;c.—Continued.

Appropriations for the fiscal year ending June 30, 1878.	Repayments made during the fiscal year 1878.	Aggregate available for the fiscal year ending June 30, 1878.	Payments during the fiscal year ending June 30, 1878.	Amount carried to the surplus fund June 30, 1878.	Balances of appropriations, June 30, 1878.
\$27,750,883 22	\$1,575,820 62	\$41,164,561 11	\$30,311,797 51	\$4,702,704 53	\$6,150,059 07
46,800 00	270,291 95	46,800 00	46,800 00		21,778 12
3,639 25		1,000 00	245,513 83	1,000 00	
96 00		3,639 25	3,639 25		
3,000 00		96 00	96 00		
118 70		3,000 00	3,000 00		
200 00		5 18	5 18	5 18	
2,000 00		118 70	118 70		2,000 00
11,935 73		200 00	200 00		
	22,000 00	2,000 00			
		11,935 73	11,935 73		
		22,000 00		22,000 00	
3,420 94		3,420 94	3,420 94		
27,822,093 84	1,868,112 57	41,529,068 86	30,629,521 96	4,725,709 71	6,173,837 19
6,546,864 36	60,469 37	6,678,972 06	5,887,443 69		791,528 37
234 23	271 81	234 23			234 23
6 00	32	271 81	6 00	271 81	
2 52	283 43	6 00			
	13,429 08	32	2 52	32	
	19,761 08	2 52	2 52	2 52	
		3 02	2 52	2 52	
		24 82	2 52	2 52	
		146 03	2 52	2 52	
	1,122 96	4,048 34	2 52	2 52	
	9,949 80	61,497 71	2 52	2 52	
360,000 00	2,000 00	362,000 00	1,015 96	198,333 79	12,076 41
	1,409 48	1,409 48	20,932 41		72,987 81
	692 72	5,995 69	297,158 30		7 63
	5,399 18	19,051 86	2,689 96	1,409 48	
275,000 00	54 35	275,054 35	3,305 73	3,305 73	4,290 87
	1,937 80	1,937 80	14,760 99		11,412 71
140 00		140 00	263,641 64	1,937 80	
29 53	764 97	794 50			140 00
95 22	32 00	95 22			
126 74	78 25	126 74		32 00	
	478 31	478 31			126 74
	186 33	9,828 06			
	27,259 83	63,648 61			
594,600 00	4,637 77	599,237 77			
	65 15	1,476 63			
4,000 00	6 15	4,000 00			
	236 76	6 15			
	2,182 83	1,068 44			
230,000 00	8,230 73	11,275 19			
	315 00	238,230 73			
	2,125 76	315 00			
	1,587 65	889 17			
	2 87	4,580 35			
	2 56	40,000 00			
	3,257 64	1,587 65			
300,000 00	147 13	2 87			
		2 87			
		8,399 19			
		38,263 55			
		300,147 13			
		2 87			
		2,382 85			
		36,548 81			
		282,933 47			
9,225,397 33	168,553,13	9,896,565 43	8,514,093 73	229,381 34	1,153,090 36

## Statement exhibiting the balances of appropriations

Specific objects of appropriations.	Year.	Statutes.		Balances of appropriations, July 1, 1877.
		Vol.	Page or section.	
CUSTOMS—Continued.				
Brought forward .....				\$502,014 97
Commissions to superintendents of lights (indefinite transfer-account).....				
Repairs and preservation of public buildings .....	1871			
Do .....	1872			
Do .....	1874			
Do .....	1876			9,721 14
Do .....	1877			44,762 64
Do .....	1878	19	351	
Furniture and repairs of same for public buildings (deficiency).....	1872			
Furniture and repairs of same for public buildings (transfer-account).....	1872			
Furniture and repairs of same for public buildings .....	1876			13,759 05
Do .....	1877			2,897 98
Do .....	1878	19	355	
Fuel, lights, and water for public buildings .....	1875			
Do .....	1876			21,319 86
Do .....	1877			22,801 28
Do .....	1878	19	355	
Heating-apparatus for public buildings.....	1876			66,293 58
Do .....	1877			20,298 60
Do .....	1878	19	355	
Pay of custodians and janitors .....	1876			7,044 39
Do .....	1877			577 00
Do .....	1878	19	355	
Marine hospital service .....	R. S.	3689,	4803	275,080 26
Life-saving service (reappropriated).....	1875			
Life-saving service .....	1876			52,594 70
Do .....	1877			27,381 07
Do .....	1878	19	345	
Life-saving service, contingent expenses (reappropriated).....	1875			
Life-saving service, contingent expenses .....	1876			143 02
Do .....	1877			10,822 27
Do .....	1878	19	345	
Preserving life and property from shipwrecked vessels (re-appropriated).....	1874			
Preserving life and property from shipwrecked vessels, contingent expenses (reappropriated).....	1874			
Establishment of new life-saving stations.....				129,409 27
Establishment of new life-saving stations on the coast of the United States.....				24 42
Establishment of new life-saving stations on Long Island Sound.....				1,334 34
Establishment of new life-saving stations on coast of Long Island and New Jersey.....				42,035 83
Building or purchase of such vessels as may be required for the revenue service.....				24,344 31
Compensation in lieu of moieties (deficiency) .....	1875			
Compensation in lieu of moieties .....	1876			142,920 52
Do .....	1877			122,090 25
Do .....	1878	19	354	
Expenditures by officers of light-house service for International Exhibition.....				5,000 00
Salaries and traveling expenses of agents at seal-fisheries in Alaska.....	1876			5,487 32
Do .....	1877			7,224 51
Do .....	1878	19	352,363	
Expenses of admission of foreign goods to the Centennial Exhibition, Philadelphia.....				97 88
Metric standard of weights and measures .....	1877			
Do .....	1878	19	354	
Do .....	1878	19	357	
Protection of sea-otter hunting-grounds and seal-fisheries in Alaska.....				863 30
Custom-house and post-office at Rockland, Me.....				
Custom-house Machias, Me.....				
Custom-house Wiscasset, Me.....				
Custom-house and post-office at Fall River, Mass.....		20	43	34,185 57
Custom-house and post-office at Hartford, Conn.....		20	43	9,038 23
Custom-house and post-office at Albany, N. Y.....				116,823 12
Marine hospital at Pittsburgh, Pa., act June 22, 1874.....	R. S.			7,065 24
Filling and grading grounds belonging to custom-house Norfolk, Va., act May 15, 1856.....				
Custom-house at Charleston, S. C.....				81,879 37
Carried forward.....				1,807,335 29

unexpended June 30, 1877, &amp;c.—Continued.

Appropriations for the fiscal year ending June 30, 1878.	Repayments made during the fiscal year 1878.	Aggregate available for the fiscal year ending June 30, 1878.	Payments during the fiscal year ending June 30, 1878.	Amounts carried to the surplus fund June 30, 1878.	Balances of appropriations June 30, 1878.
\$9,225,997 33 335 80	\$168,553 13	\$9,896,565 43 335 80	\$8,514,093 73 335 80	\$229,381 34	\$1,153,090 36
	16 23	16 23		16 23	
25 00		25 00			25 00
	5,803 03	9,721 14	1,798 45	7,922 69	
125,000 00	1,261 95	50,565 67	34,991 63		15,574 04
1 75		126,261 95	111,878 79		14,383 16
		1 75	1 75		
	260 00	260 00	260 00		
		13,759 05	110 37	13,648 68	
	8,131 23	11,029 21	6,168 00		4,861 21
75,000 00		75,000 00	73,057 55		1,942 45
	791 43	791 43		791 43	
	1,711 40	1,711 40	1,711 40		
	4,358 52	23,678 38	56 20	25,632 18	
	33,901 17	56,702 45	8,373 91		48,328 54
355,000 00	81 36	355,081 36	310,791 33		44,290 03
		66,293 58	57 22	66,236 36	
	2,134 08	22,432 68	21,231 59		1,201 09
75,000 00	1,427 80	76,427 80	75,757 90		669 90
		7,044 39		7,044 39	
	382 79	959 79	577 00		382 79
75 000 00		75,000 00	72,028 00		2,972 00
369,678 67	11,054 10	655,813 03	376,347 00		279,466 03
18 00		18 00			18 00
	9 59	52,604 29	45 00	52,559 29	
	146 37	27,527 44	1,823 36		25,704 08
198,060 00	113 64	198,173 64	186,623 89		11,549 75
11 55		11 55			11 55
		143 02	141 61	1 41	
	43 38	10,865 65	10,334 55		531 10
40,000 00	5,691 14	45,691 14	45,166 88		524 26
180 00		180 00			180 00
		315 84			315 84
	68 59	129,477 86	56,368 47		73,109 39
		24 42			24 42
		1,334 34	271 98		1,062 36
		42,035 83	25,641 10		16,394 73
	380 45	24,724 76	12,319 69		12,405 07
100 00		100 00	100 00		
	30 75	142,951 27	831 93	142,119 34	
	30 18	122,120 43	11,528 47		110,591 96
100,000 00		100,000 00	8,320 74		91,679 26
		5,000 00			5,000 00
		5,487 32	3,687 32	1,800 00	
		7,224 51	7,205 18		19 33
7,770 00		7,770 00			7,770 00
		97 88		97 88	
	1,813 84	1,813 84	1,813 84		
4,700 00		4,700 00	2,980 10		1,719 90
18,000 00		18,000 00	15,546 00		2,454 00
		1,067 87	871 10		196 77
	204 57	91			91
91		10 78			10 78
10 78		84,185 57	57,443 57		26,742 00
50,000 00		84,038 23	33,102 70		50,935 53
75,000 00		116,823 12	54,261 55		62,561 57
		7,065 24	50 00		7,015 24
	75 00	75 00		75 00	
	2,159 99	84,039 36	54,506 83		29,532 53
10,795,205 63	250,635 71	12,853,176 63	10,200,613 48	547,316 22	2,105,246 93

## Statement exhibiting the balances of appropriations

Specific objects of appropriations.	Year.	Statutes.		Balances of appropriations, July 1, 1877.
		Vol.	Page or section.	
CUSTOMS—Continued.				
Brought forward.....				\$1,807,335 29
Custom-house at New Orleans, La.....		20	43	3,147 67
Custom-house and post-office at Cincinnati, Ohio.....		20	43	403,178 51
Custom-house, court-house, and post-office at Evansville, Ind.....				56,279 96
Custom-house and subtreasury at Chicago, Ill.....		20	43	287,321 34
Custom-house at Cairo, Ill.....				
Marine hospital at Chicago, Ill.....				98 97
Custom-house, court-house, and post office at Memphis, Tenn.....				113,595 75
Custom-house and post-office at Nashville, Tenn.....		20	43	72,842 59
Custom-house at Louisville, Ky.....				
Custom-house and post-office at Port Huron, Mich.....				12,162 83
Custom-house and post-office at Saint Louis, Mo.....		20	43	257,507 34
Custom-house at Saint Paul, Minn.....				379 36
Appraisers' stores at San Francisco, Cal.....		19	351	61,373 45
Marine hospital at San Francisco, Cal.....				786 34
Nubble Head light-station.....				10,000 00
Boat-landings at light-stations at Maine, New Hampshire, and Massachusetts.....				5,000 00
Day-beacons at Maine, New Hampshire, and Massachusetts.....				10,000 00
Whale's Back fog-signal.....		19	352	5,000 00
Block Island Breakwater light-station.....				900 00
Bullock's Point Shoals light-station.....				1,500 00
Conimicut light-station.....				5,000 00
Fuller's Rock and Sassafras Point light-station.....				4,500 00
Castle Hill fog-signal.....				10,000 00
Race Rock light-station.....				17,716 49
Stratford Shoals light-station, Long Island Sound.....				24,953 46
Cold Spring Harbor light-station.....				20,000 00
Hart Island light station.....				
Thirty-Mile Point light-station.....				
Egg Island light-station.....				5,000 00
Bulkhead Shoals light-station.....				3,657 13
Ship John Shoal light-station.....				15,000 00
Cross Ledge Shoal light-station.....				5,000 00
Mispillion River light-station.....				
Winter Quarter Shoals light-ship.....				5,850 00
Nansemond River light-station.....				15,000 00
Oak Island light-station.....				4,000 00
Roanoke Marshes light-station.....				6,929 18
Hilton Head and Bay Point light-station.....				40,000 00
Morris Island light-station.....				
Fort Ripley light-station.....				10,000 00
Tybee Knoll light-station.....				9,000 00
Repairs of Tybee Island light-house.....				
Day-beacons in Savannah River, Georgia.....				
Fowey Rocks light-station.....				74,155 10
Dry Tortugas light-station.....				75,000 00
Repairs of iron light-houses.....				10,000 00
Cape Canaveral light-station.....				4,000 00
Cape San Blas light-station.....				2,000 00
Brazos Island light-station.....				24,500 00
Re-establishment of light-houses, Texas.....				20,000 00
South west Pass depot.....				10,000 00
South Pass pier-lights, Mississippi River, Louisiana (no limit).....		19	352	
Maumee Bay light-station.....				4,000 00
Sandusky Bay light-station.....				14,800 00
Pierhead beacon-lights on the lakes.....				24,916 49
Port Austin light-station.....				74,076 20
Passage Island light-station.....				18,000 00
Stannard's Rock light-station.....				40,000 00
Light-ship mouth of Detroit River.....				20,000 00
Windmill Point light station.....				2,000 00
Cheboygan River light-station.....				7,000 00
Point No Point light-station.....				13,229 31
Smith's Island light-station.....				
Saint Helen's Bar light-station.....				1,000 00
Grosse Point light-station.....				5,000 00
Point Fernin light-station.....				311 14
Point Bonita light-station.....				2,500 00
Roadways at stations on Pacific coast.....				4,000 00
Steam-tender for the fourth district.....				45,000 00
Steam-tender for the seventh district.....				
Depot for the thirteenth district.....				9,000 00
Repairing the tender Haze.....				638 60
Light-ship for general service.....				50,069 28
Carried forward.....				3,865,212 58

unexpended June 30, 1877, &c.—Continued.

Appropriations for the fiscal year ending June 30, 1878.	Repayments made during the fiscal year 1878.	Aggregate available for the fiscal year ending June 30, 1878.	Payments during the fiscal year ending June 30, 1878.	Amounts carried to the surplus fund June 30, 1878.	Balances of appropriations, June 30, 1878.
\$10,795,205 63	\$250,635 71	\$12,853,176 63	\$10,200,613 48	\$547,316 22	\$2,105,246 93
10,000 00	1,408 02	14,555 89	4,288 67	-----	10,267 22
100,000 00	42,117 94	545,296 45	542,084 97	-----	3,211 48
-----	-----	56,279 96	51,626 46	-----	4,653 50
100,000 00	23,067 70	410,389 04	282,439 34	-----	127,949 70
-----	11 01	11 01	-----	11 01	-----
-----	-----	98 97	-----	-----	98 97
-----	-----	113,595 75	43,821 30	-----	69,774 45
40,000 00	18 00	112,860 59	77,678 55	-----	35,182 04
-----	322 55	322 55	16 61	-----	305 94
-----	-----	12,162 83	11,454 48	-----	708 35
100,000 00	-----	357,507 34	289,032 66	-----	58,474 68
-----	-----	379 36	-----	-----	379 36
40,000 00	-----	101,373 45	77,638 48	-----	23,734 97
-----	-----	786 34	431 98	-----	354 36
-----	-----	10,000 00	-----	-----	10,000 00
-----	-----	5,000 00	5,000 00	-----	-----
-----	-----	10,000 00	10,000 00	-----	-----
15,000 00	-----	20,000 00	15,000 00	-----	5,000 00
-----	-----	900 00	-----	-----	900 00
-----	-----	1,500 00	-----	-----	1,500 00
-----	-----	5,000 00	5,000 00	-----	-----
-----	-----	4,500 00	-----	-----	4,500 00
-----	-----	10,000 00	-----	-----	10,000 00
-----	-----	17,716 49	17,716 49	-----	-----
-----	-----	24,953 46	15,000 00	-----	9,953 46
-----	-----	20,000 00	-----	-----	20,000 00
-----	3,727 20	3,727 20	3,010 00	717 20	-----
-----	2 01	2 01	-----	2 01	-----
-----	-----	5,000 00	5,000 00	-----	-----
-----	-----	3,657 13	3,657 13	-----	-----
-----	-----	15,000 00	15,000 00	-----	-----
-----	-----	5,000 00	5,000 00	-----	-----
-----	715 18	715 18	-----	-----	715 18
-----	-----	5,850 00	-----	5,850 00	-----
-----	-----	15,000 00	10,000 00	-----	5,000 00
-----	-----	4,000 00	-----	-----	4,000 00
-----	-----	6,929 18	6,929 18	-----	-----
-----	247 76	40,000 00	10,000 00	6 50	30,000 00
-----	-----	247 76	241 26	-----	-----
-----	-----	10,000 00	10,000 00	-----	-----
-----	22 70	9,022 70	9,000 00	22 70	-----
-----	210 95	210 95	-----	210 95	-----
-----	4 07	4 07	-----	4 07	-----
-----	5,651 32	79,806 42	60,800 00	-----	19,006 42
-----	-----	75,000 00	-----	-----	75,000 00
-----	-----	10,000 00	3,000 00	-----	7,000 00
-----	-----	4,000 00	4,000 00	-----	-----
-----	-----	2,000 00	-----	-----	2,000 00
-----	-----	24,500 00	10,000 00	-----	14,500 00
-----	-----	20,000 00	-----	-----	20,000 00
-----	-----	10,000 00	-----	-----	10,000 00
10,000 00	-----	10,000 00	810 75	-----	9,189 25
-----	-----	4,000 00	-----	-----	4,000 00
-----	-----	14,200 00	800 00	-----	14,000 00
-----	-----	24,916 49	5,000 00	-----	19,916 49
-----	-----	74,076 80	60,000 00	-----	14,076 80
-----	-----	18,000 00	-----	-----	18,000 00
-----	-----	40,000 00	40,000 00	-----	-----
-----	-----	20,000 00	-----	20,000 00	-----
-----	-----	2,000 00	2,000 00	-----	-----
-----	-----	7,000 00	-----	-----	7,000 00
-----	9,808 46	23,037 77	-----	-----	23,037 77
-----	5 00	5 00	-----	5 00	-----
-----	-----	1,000 00	400 00	-----	600 00
-----	-----	5,000 00	5,000 00	-----	-----
-----	-----	311 14	-----	11 14	300 00
-----	-----	2,500 00	2,500 00	-----	-----
-----	-----	4,000 00	-----	-----	4,000 00
-----	-----	45,000 00	45,000 00	-----	-----
-----	3,725 92	3,725 92	3,000 00	725 92	-----
-----	-----	9,000 00	9,000 00	-----	-----
-----	1,797 50	2,436 10	-----	2,436 10	-----
-----	500 00	50,569 22	39,475 90	11,093 38	-----
11,210,205 63	343,999 00	15,419,417 21	12,027,467 69	588,412 20	2,803,537 32

## Statement exhibiting the balances of appropriations

Specific objects of appropriations.	Year.	Statutes.		Balances of appropriations, July 1, 1877.
		Vol.	Page or section.	
CUSTOMS—Continued.				
Brought forward.....				\$3,865,212 58
Lighting and buoyage of the Mississippi, Missouri, and Ohio Rivers.....				44,306 93
Do.....	1878	19	352	
Repayment to importers excess of deposits.....		R. S.	3689	
Repayment to importers excess of deposits prior to July, 1875.....		R. S.	3689	
Debentures, drawbacks, bounties, and allowances prior to July, 1875.....		R. S.	3689	
Debentures, drawbacks, bounties, and allowances (no limit).....		R. S.	3689	
Debentures and other charges.....		R. S.	3689	
Distributive shares of fines, penalties, and forfeitures prior to July, 1875.....				
Salaries and expenses of Treasury investigating committees 1878; act December 15, 1877.....				
Settlement of disbursing officers' accounts (transfer accounts).....				
Refunding duties.....		R. S.	3689	
Refunding duties to extend the warehousing system.....		R. S.	3689	
Refunding duties on goods destroyed.....		R. S.	3689	
Unclaimed merchandise.....		R. S.	3689	
Refund of duties by Society of the Sons of Saint George, Philadelphia.....		20	94	
Payment to Horace Glover for property unlawfully seized and sold.....				
Relief of James J. Waring, of Savannah, Ga.; act May 25, 1878.....		20	35	
Relief of Andrew J. Worth, of San Francisco, Cal.; act June 14, 1878.....		20	51	
Total customs.....				3,909,519 51
INTERIOR CIVIL.				
Salaries office Secretary of the Interior.....	1876			97 38
Do.....	1877			
Do.....	1878	19	312	
Contingent expenses office Secretary of the Interior.....	1877			
Do.....	1878	19	312	
Salaries watchmen Department of the Interior.....	1876			10 47
Do.....	1877			
Do.....	1878	19	313	
Fuel, light, and water Department of the Interior.....	1877			
Do.....	1878	19	313	
Salaries employes under Architect of the Capitol.....	1878	19	147	
Salaries temporary clerks Department of the Interior.....	1877			
Do.....	1878	19	313	
Repairs of building Department of the Interior.....	1877			
Do.....	1878	19	313	
Rent of buildings Department of the Interior.....	1877			
Do.....	1878	19	363	
Removal of Pension Office and Bureau of Education.....	1877	18	363	
Packing, &c., Congressional documents.....	1877			
Do.....	1878	18	363	
Stationery Department of the Interior.....	1878	19	198	
Postage Interior Department.....	1876			22,785 57
Do.....	1877			100,270 07
Do.....	1878	19	169	
Salary secretary to sign land-patents.....	1878	R. S.	76	
Salaries General Land Office.....	1875			86
Do.....	1876			1,625 77
Do.....	1877	R. S.	75	
Do.....	1878	18, 19	163, 364	
Contingent expenses General Land Office.....	1878	19	163	
Contingent expenses General Land Office (no limit).....	1877			
Temporary clerks General Land Office.....	1877			
Do.....	1878	19	313	5,000 00
Salaries temporary clerks General Land Office.....	1877			
Salaries office Commissioner of Indian Affairs.....	1876			443 56
Do.....	1877	R. S.	26, 77	
Do.....	1878	19	163	
Contingent expenses Office Commissioner of Indian Affairs.....	1876			1 76
Do.....	1877			
Do.....	1878	19	163	
Carried forward.....				130,235 44



unexpended June 30, 1877, &amp;c.—Continued.

Appropriations for the fiscal year ending June 30, 1878.	Repayments made during the fiscal year 1878.	Aggregate available for the fiscal year ending June 30, 1878.	Payments during the fiscal year ending June 30, 1878.	Amounts carried to the surplus fund June 30, 1878.	Balances of appropriations, June 30, 1878.
\$11,210,205 63	\$343,999 00	\$15,419,417 21	\$12,027,467 69	\$588,412 20	\$2,803,537 32
-----	23,570 42	67,877 35	15,000 00	-----	52,877 35
140,000 00	-----	140,000 00	117,636 88	-----	22,363 12
1,361,869 94	94,584 64	1,456,454 58	1,456,454 58	-----	-----
250,995 79	-----	250,995 79	-----	-----	250,995 79
30,000 00	-----	30,000 00	-----	-----	30,000 00
3,718,798 15	26,629 84	3,745,427 99	3,745,427 99	-----	-----
784 63	-----	784 63	784 63	-----	-----
5 37	-----	5 37	-----	-----	5 37
13,559 50	-----	13,559 50	13,159 50	-----	400 00
55,696 69	-----	55,696 69	-----	-----	55,696 69
6,998 08	-----	6,998 08	6,998 08	-----	-----
3,071 23	-----	3,071 23	3,071 28	-----	-----
18,547 80	-----	18,547 80	18,547 80	-----	-----
2,566 76	-----	2,566 76	2,566 76	-----	-----
1,440 25	-----	1,440 25	1,440 25	-----	-----
388 50	-----	388 50	388 50	-----	-----
890 01	-----	890 01	890 01	-----	-----
2,883 38	-----	2,883 38	2,883 38	-----	-----
16,818,701 76	488,783 90	21,217,005 17	17,412,717 33	588,412 20	3,215,875 64
-----	-----	-----	-----	-----	-----
-----	585 10	97 38	-----	97 38	585 10
59,300 00	1 00	59,301 00	59,301 00	-----	-----
7,000 00	36 23	7,000 00	7,000 00	-----	36 23
-----	-----	10 47	-----	10 47	-----
27,640 00	313 73	27,640 00	27,640 00	-----	313 73
-----	102 07	102 07	-----	-----	102 07
15,000 00	-----	15,000 00	15,000 00	-----	-----
3,024 00	-----	3,024 00	3,024 00	-----	-----
7,000 00	103 96	7,000 00	7,000 00	-----	103 96
-----	7 15	7 15	-----	-----	7 15
20,731 00	3,666 72	20,731 00	20,731 00	-----	3,666 72
15,240 00	-----	15,240 00	14,000 00	-----	1,240 00
-----	3 59	3 59	-----	-----	3 59
6,250 00	29 96	6,250 00	6,250 00	-----	29 96
25,000 00	619 18	25,619 18	25,566 00	-----	53 18
-----	-----	22,785 57	-----	22,785 57	-----
118,000 00	-----	100,270 07	36,845 99	-----	63,424 08
1,500 00	-----	118,000 00	13,850 00	-----	104,150 00
-----	-----	1,500 00	1,499 00	-----	1 00
-----	-----	86	-----	86	-----
-----	-----	1,625 77	-----	1,625 77	-----
-----	21 78	21 78	-----	-----	21 78
213,640 00	1 10	213,641 10	213,641 10	-----	-----
21,500 00	400 00	21,900 00	21,900 00	-----	-----
15,000 00	-----	15,000 00	10,587 82	-----	4,412 18
-----	50 15	50 15	-----	-----	50 15
-----	-----	5,000 00	5,000 00	-----	-----
25,000 00	-----	25,000 00	15,000 00	-----	10,000 00
-----	443 56	443 56	-----	443 56	-----
69,880 00	1,391 62	1,391 62	69,880 00	-----	1,391 62
-----	297 80	70,177 80	-----	-----	297 80
-----	237 96	1 76	-----	1 76	-----
3,500 00	-----	3,500 00	3,500 00	-----	237 96
-----	-----	-----	-----	-----	-----
654,205 00	7,869 10	792,309 54	577,215 91	24,965 37	190,128 26

## Statement exhibiting the balances of appropriations

Specific objects of appropriations.	Year.	Statutes.		Balances of appropriations, July 1, 1877.
		Vol.	Page or section.	
INTERIOR CIVIL—Continued.				
Brought forward .....				\$130, 235, 44
Salaries office Commissioner of Pensions .....	1876			1, 503 52
Do .....	1877	R. S.	78	
Do .....	1878	18, 19	364, 163	
Contingent expenses office Commissioner of Pensions .....	1876			397 22
Do .....	1877			
Do .....	1878	19	165	
Salaries office Commissioner of Patents .....	1876			2 57
Do .....	1877	R. S.	79	
Do .....	1878	19	316	
Contingent expenses office Commissioner of Patents .....	1877			
Do .....	1878		314	
Copies of drawings office Commissioner of Patents .....	1876			
Do .....	1878	19	315	
Tracings of drawings office Commissioner of Patents .....	1878	19	315	
Photolithographing office Commissioner of Patents .....	1876			02
Do .....	1877			
Do .....	1878	19	314	
Plates for Patent Office Official Gazette .....	1876			1 01
Do .....	1877			
Do .....	1878	19	314	
Restoring patent models injured by fire .....		19	225	
Salaries office Commissioner of Education .....	1877			
Do .....	1878	19	315	
Contingent expenses office Commissioner of Education .....	1876			2 24
Do .....	1877			
Do .....	1878	19	315	
Current expenses Government Hospital for the Insane .....	1876			3 79
Do .....	1877			
Do .....	1878	19	347	
Buildings Government Hospital for the Insane .....	1877			
Do .....	1878	19	347	
Buildings and grounds Government Hospital for the Insane .....	1876			3, 492 00
Current expenses Columbia Hospital for Women and Lying-in Asylum .....	1878	19	347	
Grounds Columbia Hospital for Women and Lying-in Asylum .....	1874			
Do .....	1878	19	348	
Current expenses Columbia Institution for the Deaf and Dumb .....	1878	19	347	
Buildings Columbia Institution for the Deaf and Dumb .....	1878	19	347	
Current expenses National Soldiers' and Sailors' Orphans' Home .....	1876			
Do .....	1877			2, 500 00
Do .....	1878	19	349	
Support of Children's Hospital, Washington, D. C. ....	1878	19	349	
Support of Freedmen's Hospital and Asylum, Washington, D. C. ....	1876			24
Do .....	1878	19	350	
Do .....	1878	19	349	
National Association for the Relief of Colored Women and Children, District of Columbia .....				
Lighting the Capitol and grounds .....	1877			133 70
Do .....	1878	19	348	
Annual repairs of the Capitol .....	1878	19	348	
Improving the Capitol grounds .....	1877	} 19	348	143, 000 00
Do .....	1878			
Safe for the Interior Department .....	1876			75 25
Maryland Institution for the Instruction of the Blind .....		R. S.	3689	
Commission to report upon the depredations of Rocky Mountain locusts .....	1878	19	357	
Salaries and expenses of the Hot Springs Commission (reimbursable) .....		19	356	25, 470 00
Purchase of Bartholdi's Fountain .....		19	356	6, 000 00
Protection and improvement of Hot Springs, Arkansas .....				
Plans for reconstructing the Interior Department building .....				
Map of the United States .....	1878	19	313	
Preservation of collections Smithsonian Institution .....	1878	19	350	
Preservation of collections Smithsonian armory building .....	1878	19	350	
Salaries and commission registers and receivers .....	1871			
Do .....	1873			
Salaries and commission registers and receivers (transfer-account) .....	1873			
Salaries and commission registers and receivers .....	1874			
Do .....	1875			
Do .....	1876			157, 597 92
Carried forward .....				470, 414 98

unexpended June 30, 1877, &amp;c.—Continued.

Appropriations for the fiscal year ending June 30, 1878.	Repayments made during the fiscal year 1878.	Aggregate available for the fiscal year ending June 30, 1878.	Payments during the fiscal year ending June 30, 1878.	Amounts carried to the surplus fund June 30, 1878.	Balances of appropriations, June 30, 1878.
\$654,205 00	\$7,869 10	\$792,309 54	\$577,215 91	\$24,965 37	\$190,128 26
-----	-----	1,503 52	278 85	1,224 67	-----
-----	1,612 29	1,612 29	-----	-----	1,612 29
444,430 00	9 78	444,439 78	444,439 78	-----	-----
-----	-----	397 22	-----	397 22	-----
-----	9,703 10	9,703 10	444 00	-----	9,259 10
50,500 00	-----	50,500 00	50,500 00	-----	-----
-----	-----	2 57	-----	2 57	-----
-----	40 48	40 48	-----	-----	40 48
384,540 00	24 50	384,564 50	384,564 50	-----	-----
-----	44 85	44 85	-----	-----	44 85
86,600 00	-----	86,600 00	86,600 00	-----	-----
-----	415 55	415 55	-----	415 55	-----
47,500 00	-----	47,500 00	47,500 00	-----	-----
20,000 00	-----	20,000 00	20,000 00	-----	-----
-----	-----	08	-----	08	-----
-----	9,849 80	9,849 80	-----	-----	9,849 80
40,000 00	-----	40,000 00	40,000 00	-----	-----
-----	-----	1 01	-----	1 01	-----
-----	55 47	55 47	-----	-----	55 47
37,500 00	-----	37,500 00	37,500 00	-----	-----
45,000 00	-----	45,000 00	45,000 00	-----	-----
-----	19 49	19 49	-----	-----	19 49
17,440 00	-----	17,440 00	17,440 00	-----	-----
-----	-----	2 24	-----	2 24	-----
-----	1 04	1 04	-----	-----	1 04
-----	-----	3 79	-----	3 79	-----
-----	1 83	1 83	-----	-----	1 83
154,583 00	14,888 42	169,471 42	169,471 42	-----	-----
-----	69	69	-----	-----	69
5,000 00	-----	5,000 00	5,000 00	-----	-----
-----	-----	3,492 00	-----	3,492 00	-----
18,000 00	-----	18,000 00	18,000 00	-----	-----
-----	20	20	-----	20	-----
2,000 00	-----	2,000 00	2,000 00	-----	-----
48,000 00	-----	48,000 00	48,000 00	-----	-----
-----	-----	72,024 62	72,024 62	-----	-----
72,024 62	499 90	499 90	-----	499 90	-----
-----	-----	2,500 00	-----	-----	2,500 00
10,000 00	-----	10,000 00	5,000 00	-----	5,000 00
5,000 00	8 67	5,008 67	5,000 00	-----	8 67
-----	-----	24	-----	24	-----
41,500 00	-----	41,500 00	41,500 00	-----	-----
6,000 00	-----	6,000 00	6,000 00	-----	-----
-----	-----	1,182 65	133 70	-----	1,048 95
1,048 95	-----	30,000 00	30,000 00	-----	-----
30,000 00	-----	64,000 00	64,000 00	-----	-----
64,000 00	-----	152,000 00	152,000 00	-----	-----
9,000 00	-----	-----	-----	75 25	-----
-----	-----	75 25	-----	-----	-----
3,820 83	-----	3,820 83	3,820 83	-----	-----
18,000 00	-----	18,000 00	18,000 00	-----	-----
-----	329 80	40,799 80	31,300 00	-----	9,499 80
15,000 00	-----	6,000 00	6,000 00	-----	-----
-----	-----	5,035 00	1,827 44	-----	3,207 56
5,035 00	-----	600 00	-----	-----	600 00
600 00	-----	4,000 00	600 00	-----	3,400 00
4,000 00	-----	23,000 00	23,000 00	-----	-----
23,000 00	-----	2,500 00	2,500 00	-----	-----
2,500 00	-----	386 80	-----	386 80	-----
-----	532 87	532 87	-----	532 87	-----
-----	178 21	178 21	178 21	-----	-----
-----	-----	946 47	-----	946 47	-----
-----	946 47	2,156 00	-----	2,156 00	-----
-----	2,935 34	160,533 26	311 99	160,221 27	-----
-----	-----	-----	-----	-----	-----
2,377,927 40	52,510 65	2,900,153 03	2,468,551 25	195,323 50	236,278 28

## Statement exhibiting the balances of appropriations

Specific objects of appropriations.	Year.	Statutes.		Balances of appropriations, July 1, 1877.
		Vol.	Page or section.	
INTERIOR CIVIL—Continued.				
Brought forward .....				\$470,414 98
Salaries and commissions registers and receivers .....	1877			16,042 76
Do .....	1878	19	349	
Contingent expenses of land-offices .....	1876			3,435 06
Do .....	1877			258 40
Do .....	1878	19	349	
Expenses of depositing public moneys .....	1876			9,218 95
Do .....	1877			9,323 25
Do .....	1878	19	349	
Repayment for lands erroneously sold prior to July 1, 1875 .....				
Repayment for lands erroneously sold .....				
Deposits by individuals for surveying public lands (no limit) .....				97,577 99
Depredations on public timber .....	1876			177 18
Do .....	1877			2,452 25
Do .....	1878	19	349	
Indemnity for swamp lands purchased by individuals .....				
Five per cent. fund of net proceeds of sales of public lands in—				
Wisconsin .....		R. S.	3689	
Kansas .....		R. S.	3689	
Nebraska .....		R. S.	3689	
Minnesota .....		R. S.	3689	
Oregon .....		R. S.	3689	
Nevada .....		R. S.	3689	
Michigan .....		R. S.	3689	
Five per cent. fund of net proceeds of sales of agricultural lands in Colorado; act March 3, 1875.				
Salaries office of surveyor-general of Arizona .....	1877			1,422 83
Do .....	1878	19	315	
Contingent expenses office of surveyor-general of Arizona .....	1876			780 02
Do .....	1877			430 93
Do .....	1878	19	348	
Salaries office of surveyor-general of California .....	1877			5,878 26
Do .....	1878	19	315	
Contingent expenses office of surveyor-general of California .....	1876			2 29
Do .....	1877			1,498 05
Do .....	1878	19	348	
Salaries office of surveyor-general of Colorado .....	1877			1,952 44
Do .....	1878	19	315	
Contingent expenses office of surveyor-general of Colorado .....	1876			1,025 98
Do .....	1877			391 80
Do .....	1878	19	349	
Salaries office of surveyor-general of Dakota .....	1876			55
Do .....	1877			812 54
Do .....	1878	19	315	
Contingent expenses office of surveyor-general of Dakota .....	1876			1 87
Do .....	1877			452 12
Do .....	1878	19	349	
Salaries office of surveyor-general of Florida .....	1876			3 75
Do .....	1877			1,086 14
Do .....	1878	19	315	
Contingent expenses office of surveyor-general of Florida .....	1876			119 25
Do .....	1877			443 93
Do .....	1878	19	349	
Salaries office of surveyor-general of Idaho .....	1876			116 29
Do .....	1877			1,622 28
Do .....	1878	19	315	
Contingent expenses office of surveyor-general of Idaho .....	1876			25 09
Do .....	1877			362 75
Do .....	1878	19	349	
Salaries office of surveyor-general of Kansas .....	1876			2,200 00
Contingent expenses office of surveyor-general of Kansas .....	1876			396 91
Salaries office of surveyor-general of Louisiana .....	1876			140 00
Do .....	1877			2,452 73
Do .....	1878	19	315	
Contingent expenses office of surveyor-general of Louisiana .....	1877			228 95
Do .....	1878	19	349	
Salaries office of surveyor-general of Minnesota .....	1877			1,922 45
Do .....	1878	19	315	
Contingent expenses office of surveyor-general of Minnesota .....	1876			962 92
Do .....	1877			904 18
Do .....	1878	19	349	
Salaries office of surveyor-general of Montana .....	1876			51 65
Do .....	1877			1,519 57
Carried forward .....				633,099 34

unexpended June 30, 1877, &c.—Continued.

Appropriations for the fiscal year ending June 30, 1878.	Repayments made during the fiscal year 1878.	Aggregate available for the fiscal year ending June 30, 1878.	Payments during the fiscal year ending July 30, 1878.	Amounts carried to the surplus fund June 30, 1878.	Balances of appropriations, June 30, 1878.
\$ 2,377,227 40	\$52,510 65	\$2,900,153 03	\$2,468,551 25	\$195,323 50	\$236,278 28
380,000 00	17,128 44	33,171 20	8,415 50		24,755 70
	1,661 56	381,661 56	378,112 34		3,549 22
		3,435 06	38 40	3,396 66	
40,175 00	1,586 76	1,845 16	1,672 70		172 46
	187 75	40,362 75	39,839 87		522 88
		9,218 95	2 75	9,215 20	
	230 40	9,553 65	84 45		9,469 20
10,000 00	37 80	10,037 80	4,913 25		5,124 55
10,200 41		10,200 41	8,689 00		1,511 41
43,188 02		43,188 02	43,188 02		
66,661 27		164,239 26	60,058 49		104,180 77
		177 18	40 00	137 18	
		2,452 25	2,429 42		22 83
5,000 00		5,000 00	5,000 00		
11,091 79		11,091 79	11,091 79		
1,633 41		1,633 41	1,633 41		
2,443 52		2,443 52	2,443 52		
231 83		231 83	231 83		
1,154 70		1,154 70	1,154 70		
1,195 68		1,195 68	1,195 68		
733 25		733 25	733 25		
966 68		966 68	966 68		
1,723 90		1,723 90	1,723 90		
5,750 00		1,422 83	1,422 83		
		5,750 00	4,580 50		1,169 50
		780 02		780 02	
1,500 00		430 93	421 60		9 33
		1,500 00	1,084 45		415 55
12,750 00		5,878 26	4,900 00		978 26
		12,750 00	12,106 40		643 60
		2 29		2 29	
3,000 00		1,428 05	1,426 55		1 50
		3,000 00	2,888 34		111 66
		1,952 44	1,575 00		377 44
5,500 00		5,500 00	4,875 00		625 00
		1,025 98		1,025 98	
1,500 00		391 80	391 75		05
		1,500 00	1,292 71		207 29
		55		55	
5,500 00		812 54	812 54		
		5,500 00	4,275 00		1,225 00
		1 87		1 87	
1,500 00		452 12	449 64		2 48
		1,500 00	1,228 57		271 43
		3 75		3 75	
3,800 00		1,086 14	1,075 00		11 14
		3,800 00	2,850 00		950 00
		119 25		119 25	
1,000 00		443 93	230 31		213 62
		1,000 00	666 26		333 74
		116 29		116 29	
		1,622 28	1,368 20		254 08
5,000 00		5,000 00	3,744 97		1,255 03
		25 09		25 09	
1,500 00		382 75	359 38		3 37
		1,500 00	1,090 75		409 25
		2,200 00		2,200 00	
		396 91		396 91	
		140 00		140 00	
3,800 00		2,452 73	1,811 09		641 64
		3,800 00	3,350 00		450 00
		228 95		228 95	
1,000 00		1,000 00	763 06		236 94
		1,982 45	1,759 54		222 91
7,000 00		7,000 00	5,624 88		1,375 12
		962 92		962 92	
		904 18	548 95		355 23
1,500 00		1,500 00	647 21		852 79
		51 65		51 65	
		1,519 57	1,274 18		245 39
3,015,226 86	73,343 36	3,726,669 56	3,113,333 81	213,900 11	399,435 64

## Statement exhibiting the balances of appropriations

Specific objects of appropriations.	Year.	Statutes.		Balances of appropriations, July 1, 1877.
		Vol.	Page or section.	
INTERIOR CIVIL—Continued.				
Brought forward .....				\$638, 099 34
Salaries office of surveyor-general of Montana .....	1878	19	315	
Contingent expenses office of surveyor-general of Montana .....	1877			244 32
Do.....	1878	19	349	
Salaries office of surveyor-general of Nebraska and Iowa .....	1876			149 46
Do.....	1877			1, 677 79
Contingent expenses office of surveyor-general of Nebraska and Iowa .....	1878	19	315	
Do.....	1876			891 65
Do.....	1877			419 68
Salaries office of surveyor-general of Nevada .....	1878	19	349	
Do.....	1877			2, 905 71
Contingent expenses office of surveyor-general of Nevada .....	1878	19	315	
Do.....	1876			64
Do.....	1877			374 52
Salaries office of surveyor-general of New Mexico .....	1878	19	349	
Do.....	1877			3, 254 64
Contingent expenses office of surveyor-general of New Mexico .....	1878	19	315	
Do.....	1876			1 74
Do.....	1877			264 20
Salaries office of surveyor-general of Oregon .....	1878	19	349	
Do.....	1877			1, 888 34
Contingent expenses office of surveyor-general of Oregon .....	1878	19	315	
Do.....	1876			43 06
Do.....	1877			751 59
Salaries office of surveyor-general of Utah .....	1878	19	349	
Do.....	1877			1, 901 32
Contingent expenses office of surveyor-general of Utah .....	1878			256 87
Do.....	1877	19	349	
Salaries office of surveyor-general of Washington .....	1878	19	315	
Do.....	1877			1, 836 14
Contingent expenses office of surveyor-general of Washington .....	1878	19	315	
Do.....	1876			177 39
Do.....	1877			437 68
Salaries office of surveyor-general of Wyoming .....	1878	19	349	
Do.....	1876			3 88
Do.....	1877			1, 500 27
Contingent expenses office of surveyor-general of Wyoming .....	1878	19	315	
Do.....	1876			1, 107 89
Do.....	1877			797 94
Do.....	1878	19	349	
Surveying public lands in—				
California .....	1876			10 40
Colorado .....	1876			13, 566 64
Florida .....	1876			16 28
Idaho .....	1876			51 90
Louisiana (reappropriated) .....	1874			
Minnesota .....	1876			351 51
Montana .....	1876			10 75
Nevada .....	1876			199 44
New Mexico .....	1876			76 25
Oregon .....	1871*			471 37
Do.....	1873			108 00
Do.....	1874			980 72
Do.....	1876			396 45
Washington .....	1876			3 46
Wyoming .....	1876			2, 734 76
Michigan .....	1876			2, 500 00
Examination of the public surveys .....	1876			4, 963 48
Survey of Indian reservations .....	1875			
Do.....	1876			4, 132 37
Geological Survey of the Territories .....	1875			
Do.....	1876			
Do.....	1877			38, 000 00
Do.....	1878			
Do.....	1879	19	350	
Appraisal and sale of Detroit arsenal, Dearbornville, Mich. ....	1876			580 39
Salary recorder land titles in Missouri .....	1877			17 86
Do.....	1877	19	356	
Retracing boundary between Arkansas and Indian Territory .....	1878	19	356	
Survey of eastern boundary of Wyoming .....	1878	19	348	
Carried forward .....				728, 533 09

\* And prior years.

REGISTER.

513

unexpended June 30, 1877, &c.—Continued.

Appropriations for the fiscal year ending June 30, 1878.	Repayments made during the fiscal year 1878.	Aggregate available for the fiscal year ending June 30, 1878.	Payments during the fiscal year ending June 30, 1878.	Amounts carried to the surplus fund June 30, 1878.	Balances of appropriations, June 30, 1878.
\$3,015,226 86	\$73,343 36	\$3,726,669 56	\$3,113,333 81	\$213,900 11	\$399,435 64
5,750 00		5,750 00	4,189 61		1,560 39
1,500 00		244 32	244 32		146 27
		1,500 00	1,353 73		
		149 46		149 46	
5,000 00		1,677 79	1,354 96		322 83
		5,000 00	3,827 78		1,172 22
		891 65		891 65	
		419 68	418 22		1 46
1,500 00		1,500 00	1,128 39		371 61
		2,905 71	1,575 00		1,330 71
5,500 00		5,500 00	4,097 37		1,402 63
		64		64	
		374 52	365 00		9 52
1,500 00		1,500 00	1,414 75		85 25
		3,254 64	3,034 48		220 16
7,500 00		7,500 00	5,876 36		1,623 64
		1 74		1 74	
	37 33	301 53	301 30		23
1,500 00	200 00	1,700 00	1,593 12		106 88
		1,888 34	1,886 10		2 24
7,000 00		7,000 00	5,473 90		1,526 10
		43 06		43 06	
1,500 00		751 59	568 29		183 30
		1,500 00	861 38		638 62
		1,901 32	1,901 32		
5,750 00		5,750 00	4,230 70		1,519 30
		256 87	256 87		
1,500 00		1,500 00	1,212 75		287 25
		1,836 14	1,836 14		
6,500 00		6,500 00	4,800 00		1,700 00
		177 39		177 39	
		437 68	437 54		14
1,500 00		1,500 00	1,197 62		302 38
		3 88		3 88	
		1,500 27	1,500 27		
6,250 00		6,250 00	5,000 48		1,249 52
		1,107 89		1,107 89	
1,500 00		797 94	219 71		578 23
		1,500 00	667 05		832 95
		10 40		10 40	
		13,566 64	4,840 60	8,726 04	
		16 28		16 28	
		51 90		51 90	
216 25		216 25			216 25
		351 51		351 51	
		10 75		10 75	
		199 44		199 44	
		76 25		76 25	
		471 37			471 37
		108 00			108 00
		980 72			980 72
		396 45		396 45	
		3 46		3 46	
		2,734 76		2,734 76	
		2,500 00	2,136 22		363 78
		4,963 48	76 07	4,887 41	
		4,132 37	1,350 00	2,782 37	
	1 25	1 25		1 25	
		38,000 00	38,000 00		
125,000 00		125,000 00	60,000 00		65,000 00
		580 39			580 39
		17 86		17 86	
		375 00			375 00
11,880 00		11,880 00	11,805 48		74 52
7,000 00		7,000 00	7,000 00		
3,220,573 11	73,581 94	4,022,688 14	3,301,366 69	236,541 95	484,779 50

Statement exhibiting the balances of appropriations

Specific objects of appropriations.	Year.	Statutes.		Balances of appropriations, July 1, 1877.
		Vol.	Page or section.	
INTERIOR CIVIL—Continued.				
Brought forward .....				\$728, 533 09
Survey of eastern boundary of California .....	1871*			
Illustrations for Report on Geological Survey of the Territories .....	1876			
Surveying private land-claims in California .....	1876			777 77
Surveying private land-claims in Colorado .....	1876			8, 183 32
Surveying private land-claims in New Mexico .....	1876			64 00
Survey of the boundary between New Mexico and Arizona .....	1876			27 73
Capitol building at Olympia, Washington Territory .....	1876			40
Survey of boundaries within the Cattaraugus and Allegany {	1876	}		
Indian reservation in New York. ....	1877			
Surveying public lands .....	1877			164, 366 17
Survey of Fort Kearney military reservation in Nebraska .....		19	345	
Surveying private land-claims .....	1877			23, 895 35
Surveying Pawnee and Otoe reservations (reimbursable) .....	1877			81 48
Surveying public and private lands .....	1878			300, 000 00
Relief of Eli Teegarden; act March 3, 1877 .....				50 34
Relief of William H. Merrett; act June 15, 1878 .....				
Total Interior civil .....				1, 226, 081 23
INTERNAL REVENUE.				
Allowance or drawback .....		R. S.	3689	
Allowance or drawback prior to July 1, 1875 .....				
Abstracts of real estate acquired under internal-revenue laws .....	1878			
Assessing and collecting internal revenue .....	1870	}		
Do .....	1871			
Do .....	1872			
Do .....	1873			
Assessing and collecting internal revenue (reappropriated) .....	1873			18, 290 43
Assessing and collecting internal revenue .....	1874			
Punishment for violation of internal-revenue laws (reappropriated.) .....	1871*			
Do .....	1873*			4, 585 55
Punishment for violation of internal-revenue laws .....	1876			9, 525 63
Do .....	1877			18, 173 94
Do .....	1878	19	303	
Stamps, paper, and dies .....	1876			14, 093 93
Do .....	1877			91, 589 33
Do .....	1878	19	303	
Refunding taxes illegally collected .....	R. S.		3689	
Refunding taxes illegally collected prior to July 1, 1875; act June 14, 1878 .....	20		128	
Redemption of stamps .....		R. S.	3689	
Salaries and expenses of collectors of internal revenue .....	1876			143, 912 38
Do .....	1877			144, 916 72
Do .....	1878	19	303	
Salaries and expenses of supervisors and subordinate officers, internal revenue .....	1876			402, 717 57
Do .....	1877			40, 340 71
Do .....	1878	19	303	
Repayment of taxes on distilled spirits destroyed by casualty .....				
Repayment of taxes on distilled spirits destroyed by casualty prior to July 1, 1875 .....		20	129	
Relief of George W. Dawson; act March 3, 1875 .....				72 00
Relief of J. E. Robertson & Co.; act February 27, 1877 .....				
Relief of James Fishback, late collector internal revenue; act May 2, 1878 .....		20	31	
Total internal revenue .....				888, 218 19
PUBLIC DEBT.				
Redemption:				
Coin-certificates; act March 3, 1863 .....		R. S.	3689	
Certificates of Deposit; act June 8, 1872 .....		R. S.	3689	
Treasury notes of 1857 .....		R. S.	3689	
Seven-thirties of 1861 .....		R. S.	3689	
Old demand notes .....		R. S.	3689	
Legal-tender notes .....		R. S.	3689	
Fractional currency .....		R. S.	3689	
One-year notes of 1863 .....		R. S.	3689	
Carried forward .....				

\*And prior years.



unexpended June 30, 1877, &c.—Continued.

Appropriations for the fiscal year ending June 30, 1878.	Repayments made during the fiscal year 1878.	Aggregate available for the fiscal year ending June 30, 1878.	Payments during the fiscal year ending June 30, 1878.	Amounts carried to the surplus fund June 30, 1878.	Balances of appropriations, June 30, 1878.
\$3,220,573 11 804 00	\$73,581 94	\$4,022,688 14 804 00	\$3,301,366 69	\$236,541 95	\$484,779 50 804 00
.....	1 20	777 77	404 94	1 20	.....
.....	.....	8,183 32	.....	372 83	.....
.....	.....	64 00	.....	8,183 32	.....
.....	.....	27 73	.....	64 00	.....
.....	.....	40	.....	27 73	.....
.....	.....	101 58	.....	40	.....
.....	.....	164,366 17	117,330 70	.....	101 58
3,000 00	.....	3,000 00	2,543 35	.....	47,045 47
.....	.....	23,895 35	3,444 60	.....	456 65
.....	.....	81 48	.....	.....	20,450 75
.....	.....	300,000 00	193,124 12	.....	81 48
.....	.....	50 34	.....	.....	106,875 88
3,600 00	.....	3,600 00	3,600 00	.....	.....
.....	.....	.....	.....	.....	.....
3,227,977 11	73,583 14	4,527,641 48	3,621,854 74	245,191 43	660,595 31
.....	.....	.....	.....	.....	.....
36,336 40	.....	36,336 40	36,336 40	.....	.....
2,882 17	.....	2,882 17	1,216 03	.....	1,666 14
600 00	.....	600 00	248 55	.....	351 45
.....	2,703 73	2,703 73	.....	2,703 73	.....
.....	140 11	140 11	.....	140 11	.....
.....	103 75	103 75	.....	103 75	.....
.....	.....	18,290 43	3,973 28	14,317 15	.....
.....	21 50	21 50	.....	21 50	.....
577 00	.....	577 00	577 00	.....	.....
.....	.....	4,585 55	6 00	4,579 55	.....
.....	.....	9,525 63	9,499 28	26 35	.....
.....	521 64	18,695 58	18,695 58	.....	.....
75,000 00	.....	75,000 00	61,935 19	.....	13,064 81
.....	6 87	14,100 80	.....	14,100 80	.....
.....	1,183 60	92,772 93	46,893 64	.....	45,879 29
466,000 00	2,094 03	468,094 03	396,136 40	.....	71,957 63
56,346 52	444 33	56,790 85	56,790 85	.....	.....
150,000 00	.....	150,000 00	12,739 64	.....	137,260 36
.....	.....	25,830 13	25,830 13	.....	.....
25,830 13	.....	143,912 38	2,225 35	141,687 03	.....
.....	2,951 26	147,867 98	104,221 61	.....	43,646 37
1,820,000 00	2,342 25	1,822,342 25	1,711,013 33	.....	111,328 92
.....	.....	402,717 57	2,191 34	400,526 23	.....
.....	41,383 42	81,724 13	78,804 38	.....	2,829 75
1,515,000 00	2,606 00	1,517,606 00	1,429,894 95	.....	87,711 05
318 40	.....	318 40	318 40	.....	.....
41 30	.....	41 30	.....	.....	41 30
.....	.....	72 00	.....	.....	72 00
432 96	.....	432 96	432 96	.....	.....
521 35	.....	521 35	521 35	.....	.....
.....	.....	.....	.....	.....	.....
4,149,886 23	56,502 49	5,094,606 91	4,000,591 64	578,206 20	515,809 07
.....	.....	.....	.....	.....	.....
47,548,000 00	.....	47,548,000 00	47,548,000 00	.....	.....
94,855,000 00	.....	94,855,000 00	94,855,000 00	.....	.....
100 00	.....	100 00	100 00	.....	.....
50 00	.....	50 00	50 00	.....	.....
1,665 00	.....	1,665 00	1,665 00	.....	.....
80,359,267 00	.....	80,359,267 00	80,359,267 00	.....	.....
3,855,372 90	1 65	3,855,374 55	3,855,374 55	.....	.....
3,890 00	.....	3,890 00	3,890 00	.....	.....
.....	.....	.....	.....	.....	.....
226,623,344 90	1 65	226,623,346 55	226,623,346 55	.....	.....

## Statement exhibiting the balances of appropriations

Specific objects of appropriations.	Year.	Statutes.		Balances of appropriations, July 1, 1877.
		Vol.	Page or section.	
PUBLIC DEBT—Continued.				
Brought forward.....				
Redemption—Continued.				
Two-year notes of 1863.....		R. S.	3689	
Compound-interest notes.....		R. S.	3689	
Seven-thirties of 1864 and 1865.....		R. S.	3689	
Bounty-land scrip.....		R. S.	3689	
Five-twenties of 1862.....		R. S.	3689	
Five-twenties of June, 1864.....		R. S.	3689	
Five-twenties of 1865.....		R. S.	3689	
Consols of 1865.....		R. S.	3689	
Consols of 1867.....		R. S.	3689	
Consols of 1868.....		R. S.	3689	
Interest:				
Navy-pension fund.....		R. S.	3689	
Treasury notes of 1857.....		R. S.	3689	
Seven-thirties of 1861.....		R. S.	3689	
One-year notes of 1863.....		R. S.	3689	
Two-year notes of 1863.....		R. S.	3689	
Compound-interest notes.....		R. S.	3689	
Seven-thirties of 1864 and 1865.....		R. S.	3689	
Loan of 1847.....		R. S.	3689	
Bounty-land scrip.....		R. S.	3689	
Loan of 1858.....		R. S.	3689	
Loan of 1860.....		R. S.	3689	
Loan of February, 1861 (1881s).....		R. S.	3689	
Oregon war debt.....		R. S.	3689	
Loan of July and August, 1861 (1881s).....		R. S.	3689	
Five-twenties of 1862.....		R. S.	3689	
Loan of 1863 (1881s).....		R. S.	3689	
Ten-forties of 1864.....		R. S.	3689	
Five-twenties of June, 1864.....		R. S.	3689	
Five-twenties of 1865.....		R. S.	3689	
Consols of 1865.....		R. S.	3689	
Consols of 1867.....		R. S.	3689	
Consols of 1868.....		R. S.	3689	
Central Pacific stock.....		R. S.	3689	
Kansas Pacific stock (U. P. E. D.).....		R. S.	3689	
Union Pacific stock.....		R. S.	3689	
Central Branch Union Pacific stock (A. & P. P.).....		R. S.	3689	
Western Pacific stock.....		R. S.	3689	
Sioux City and Pacific stock.....		R. S.	3689	
Funded loan of 1881.....		R. S.	3689	
Funded loan of 1891.....		R. S.	3689	
Funded loan of 1907.....		R. S.	3689	
Totals public debt.....				
INTERIOR—INDIANS AND PENSIONS.				
Pay of—				
Indian agents.....	1877			\$17,036 63
Do.....	1878	19	271	
Superintendents and Indian agents.....	1873*			
Superintendents and Indian agents (transfer account).....	1873*	19	376	
Superintendents and Indian agents (reappropriated).....	1873*	19	376	
Do.....	1874	19	376	
Do.....	1875			
Superintendents and Indian agents (transfer account).....	1875			
Superintendents and Indian agents.....	1876			8,641 64
Special agents (transfer account).....	1873*			
Special agents.....	1876			750 00
Do.....	1877			665 76
Do.....	1878	19	271	
Interpreters.....	1873*			
Interpreters (transfer account).....	1873*			
Interpreters.....	1874			
Interpreters (reappropriated).....	1874	19	376	
Interpreters.....	1875			
Do.....	1876			3,366 01
Do.....	1877			4,026 54
Do.....	1878	19	272	
Clerk for Northern Superintendency.....	1876			33 71
Superintendent for Central Superintendency.....	1878	19	271	
Clerks for Central Superintendency.....	1877			
Carried forward.....				34,520 29

\* And prior years.

unexpended June 30, 1877, &c.—Continued.

Appropriations for the fiscal year ending June 30, 1878.	Re payments made during the fiscal year 1878.	Aggregate available for the fiscal year ending June 30, 1878.	Payments during the fiscal year ending June 30, 1878.	Amounts carried to the surplus fund June 30, 1878.	Balances of appropriations, June 30, 1878.
\$226,623,344 90	\$1 65	\$226,623,346 55	\$226,623,346 55	-----	-----
1,350 00	-----	1,350 00	1,350 00	-----	-----
21,950 00	-----	21,950 00	21,950 00	-----	-----
7,400 00	-----	7,400 00	7,400 00	-----	-----
100 00	-----	100 00	100 00	-----	-----
131,650 00	-----	131,650 00	131,650 00	-----	-----
111,650 00	-----	111,650 00	111,650 00	-----	-----
34,934,550 00	-----	34,934,550 00	34,934,550 00	-----	-----
91,830,750 00	-----	91,830,750 00	91,830,750 00	-----	-----
5,700 00	-----	5,700 00	5,700 00	-----	-----
8,500 00	-----	8,500 00	8,500 00	-----	-----
420,000 00	-----	420,000 00	420,000 00	-----	-----
3 00	-----	3 00	3 00	-----	-----
-----	413 75	413 75	3 85	\$409 90	-----
194 50	-----	194 50	194 50	-----	-----
163 37	-----	163 37	163 37	-----	-----
3,971 74	240 00	4,211 74	4,211 74	-----	-----
2,228 31	-----	2,228 31	2,228 31	-----	-----
240 00	-----	240 00	240 00	-----	-----
3 16	-----	3 16	3 16	-----	-----
13,000 00	-----	13,000 00	13,000 00	-----	-----
-----	305 00	305 00	250 00	55 00	-----
1,105,932 00	660 00	1,106,592 00	1,106,592 00	-----	-----
57,513 00	-----	57,513 00	57,513 00	-----	-----
11,386,380 00	7,020 00	11,393,400 00	11,393,400 00	-----	-----
13,118 51	1,788 00	14,906 51	14,906 51	-----	-----
4,496,364 00	4,641 00	4,501,005 00	4,501,005 00	-----	-----
9,730,405 50	23,338 75	9,753,744 25	9,753,744 25	-----	-----
20,943 16	3,167 80	24,110 96	24,110 96	-----	-----
1,462,830 22	18,163 30	1,500,993 52	1,500,993 52	-----	-----
11,050,380 40	26,523 82	11,076,904 22	11,076,904 22	-----	-----
18,702,253 51	14,056 50	18,716,310 01	18,716,310 01	-----	-----
2,269,288 33	1,695 00	2,270,983 33	2,270,983 33	-----	-----
1,553,677 20	60 00	1,553,737 20	1,553,737 20	-----	-----
378,390 00	180 00	378,570 00	378,570 00	-----	-----
1,634,820 72	180 00	1,635,000 72	1,635,000 72	-----	-----
96,000 00	-----	96,000 00	96,000 00	-----	-----
118,233 60	-----	118,233 60	118,233 60	-----	-----
97,849 20	30 00	97,879 20	97,879 20	-----	-----
27,273,523 48	267 75	27,273,791 23	27,273,791 23	-----	-----
8,525,951 44	1,024,848 01	9,550,799 45	9,550,799 45	-----	-----
2,067,681 20	1,322,438 16	3,390,119 36	3,390,119 36	-----	-----
456,178,284 45	2,450,018 49	458,628,302 94	458,627,838 04	464 90	-----
-----	1,093 29	18,129 92	4,669 24	-----	\$13,460 68
101,700 00	-----	101,700 00	83,288 09	625 49	18,411 91
-----	625 48	625 48	-----	-----	-----
198 75	1,823 84	2,022 59	2,022 59	-----	-----
62 51	-----	62 51	62 51	-----	-----
264 86	-----	264 86	264 86	-----	-----
33 38	-----	33 38	33 38	-----	-----
-----	3 30	3 30	3 30	-----	-----
-----	62 50	8,704 14	-----	8,704 14	-----
-----	226 66	226 66	226 66	-----	-----
-----	-----	750 00	-----	750 00	-----
6,600 00	-----	6,600 00	5,979 62	-----	665 76
-----	165 78	165 78	-----	165 78	620 38
-----	863 76	863 76	863 76	-----	-----
-----	100 00	100 00	-----	100 00	-----
76 04	-----	76 04	76 04	-----	-----
-----	40 00	40 00	-----	40 00	-----
-----	572 62	3,938 63	-----	3,938 63	-----
-----	874 81	4,901 35	2,234 00	-----	2,667 35
29,700 00	-----	29,700 00	24,362 68	-----	5,337 32
-----	-----	33 71	-----	33 71	-----
2,000 00	-----	2,000 00	1,227 78	-----	772 22
-----	231 52	231 52	-----	-----	231 52
140,635 54	6,683 56	181,839 39	125,314 51	14,357 74	42,167 14

## Statement exhibiting the balances of appropriations

Specific objects of appropriations.	Year.	Statutes.		Balances of appropriations, July 1, 1877.
		Vol.	Page or section.	
INTERIOR—INDIANS AND PENSIONS—Continued.				
Brought forward.....				\$34,520 29
Pay of—				
Clerks for Central Superintendency.....	1878	19	272	
Indian inspectors.....	1878	19	272	
Traveling expenses of Indian inspectors (transfer account).	1875			
Traveling expenses of Indian inspectors.....	1876			625 21
Do.....	1877			1,049 25
Do.....	1878	19	272	
Superintendent in Dakota.....	1877			38 47
Do.....	1878	19	271	
Subagents (transfer account).....	1873*			
Fulfilling treaties with—				
Apaches.....	1873*	19	376	
Apaches, Kiowas, and Comanches.....	1874			
Do.....	1875			
Do.....	1876			11,532 66
Do.....	1877			17,907 18
Do.....	1878	19	273	
Assinaboines.....	1876			5,348 54
Arapahoes and Cheyennes of Upper Arkansas River.....	1873*	19	376	
Blackfeet, Bloods, and Piegans.....	1875			
Do.....	1875			852 18
Do.....	1876			30,690 22
Do.....	1877			
Do.....	1878	19	273	
Chastas, Sootons, and Umpquas.....	1873*			
Comanches, Kiowas, and Apaches of Arkansas River (transfer account).....	1873*			
Comanches, Kiowas, and Apaches of Arkansas River.....	1873*			
Calapooias, Molallas, and Clackamas of Willamette Valley.....	1874			
Cheyennes and Arapahoes.....	1873*			
Do.....	1875			
Do.....	1876			86 40
Do.....	1877			242 93
Do.....	1878	19	273	
Chickasaws.....	1878	19	273	
Chippewas, Boisé Fort band.....	1873			
Do.....	1874			120
Do.....	1876			
Do.....	1877			1,629 62
Do.....	1878	19	273	
Chippewas of Lake Superior.....	1873*			
Do.....	1876			312 82
Do.....	1878	19	274	
Chippewas of Lake Superior and the Mississippi (reappropriated).....	1873*	20	120	
Chippewas of the Mississippi (reappropriated).....	1878	19	274	
Chippewas of the Mississippi.....	1875			
Chippewas, Pillager, and Lake Winnebagoish bands.....	1877			197 66
Do.....	1878	19	274	
Chippewas of Red Lake, and Pembina tribe of Chippewas.....	1876			853 63
Do.....	1877			1,293 90
Do.....	1878	19	274	
Chippewas of Saginaw, Swan Creek, and Black River.....	1873*	20	120	
Chippewas of Saginaw, Swan Creek, and Black River (transfer account).....	1873*			
Choctaws.....	1878	19	275	
Confederated tribes and bands in Middle Oregon.....	1873*	20	120	
Do.....	1876			
Do.....	1877			
Do.....	1878	19	275	
Creeks (transfer account).....	1873*	20	120	
Creeks.....	1878	19	276	
Crows.....	1873*			
Do.....	1875			31,660 11
Do.....	1876			104,370 89
Do.....	1877			
Do.....	1878	19	276	
Carried forward.....				243,211 96

\*And prior years.

unexpended June 30, 1877, &c.—Continued.

Appropriations for the fiscal year ending June 30, 1878.	Repayments made during the fiscal year 1878.	Aggregate available for the fiscal year ending June 30, 1878.	Payments during the fiscal year ending June 30, 1878.	Amounts carried to the surplus fund June 30, 1878.	Balances of appropriations, June 30, 1878.
\$140,635 54	\$6,683 56	\$181,839 39	\$125,314 51	\$14,357 74	\$42,167 14
3,400 00	-----	3,400 00	1,867 22	-----	1,532 78
9,000 00	-----	9,000 00	7,510 52	-----	1,489 48
-----	77 50	77 50	77 50	-----	-----
-----	-----	625 21	341 77	283 44	-----
-----	1,325 36	2,374 61	315 99	-----	2,058 62
5,000 00	-----	5,000 00	4,896 49	-----	103 51
-----	-----	38 47	-----	-----	38 47
2,000 00	-----	2,000 00	1,977 73	-----	22 22
-----	79 52	79 52	79 52	-----	-----
3,002 40	-----	3,002 40	-----	-----	3,002 40
-----	8,025 33	8,025 33	-----	4,820 42	3,204 91
-----	362 87	362 87	-----	1 01	361 86
-----	3,155 94	3,155 94	-----	-----	3,155 94
-----	7,117 38	18,650 04	-----	3,470 62	15,179 42
-----	5,190 78	23,097 96	20,496 31	-----	2,601 65
52,700 00	-----	52,700 00	33,765 83	-----	18,934 17
-----	-----	5,348 54	100 00	5,248 54	-----
3,732 93	1 34	3,734 27	-----	1 34	3,732 93
-----	155 00	155 00	155 00	-----	-----
-----	-----	852 18	-----	852 18	-----
-----	-----	30,690 22	18,123 20	-----	12,567 02
50,000 00	-----	50,000 00	27,894 97	-----	22,105 03
372 87	254 70	627 57	-----	12 08	615 49
4 50	4 50	4 50	4 50	-----	-----
-----	4 50	4 50	-----	4 50	-----
-----	9 51	9 51	-----	-----	9 51
472 96	1,210 83	1,683 79	-----	500 00	1,183 79
55 37	-----	55 37	-----	-----	55 37
-----	713 73	800 13	-----	-----	800 13
-----	1,198 40	1,441 33	-----	-----	1,441 33
42,200 00	2,087 50	44,287 50	35,692 90	-----	8,594 60
3,000 00	-----	3,000 00	3,000 00	-----	-----
738 41	-----	738 41	-----	-----	738 41
-----	642 20	642 20	-----	-----	642 20
-----	-----	1,629 62	250 00	-----	1,379 62
14,100 00	-----	14,100 00	11,349 76	-----	2,750 24
-----	2,742 06	2,742 06	-----	2,742 06	-----
-----	272 24	585 06	-----	585 06	-----
17,800 00	-----	17,800 00	15,572 47	-----	2,227 53
291 69	-----	291 69	291 69	-----	-----
72 81	-----	72 81	72 81	-----	-----
33,700 00	-----	33,700 00	30,826 80	-----	2,873 20
28 61	-----	28 61	-----	-----	28 61
-----	-----	197 66	82 78	-----	114 88
25,566 66	-----	25,566 66	25,566 66	-----	853 63
-----	-----	553 63	-----	-----	-----
-----	-----	1,293 90	-----	-----	1,293 90
33,800 00	-----	33,800 00	32,892 69	-----	907 31
10,072 48	1,401 99	11,474 47	2,250 00	-----	9,224 47
-----	1,053 95	1,053 95	1,053 95	-----	-----
30,032 89	-----	30,032 89	30,032 89	-----	-----
1,378 78	-----	1,378 78	1,378 78	-----	-----
-----	197 48	197 48	96 72	100 76	-----
-----	25 23	25 23	-----	-----	25 23
8,100 00	-----	8,100 00	7,426 12	-----	673 88
479 25	-----	479 25	479 25	-----	-----
72,678 40	-----	72,678 40	72,678 40	-----	-----
-----	24 00	24 00	-----	24 00	-----
-----	480 68	32,140 79	310 80	31,829 99	-----
-----	217 92	104,588 81	22,669 09	-----	75,899 72
162,623 00	44 55	162,667 55	84,913 67	-----	77,753 88
727,035 05	44,760 55	1,015,007 56	627,829 34	64,833 74	322,344 48

## Statement exhibiting the balances of appropriations

Specific objects of appropriations.	Year.	Statutes.		Balances of appropriations, July 1, 1877.
		Vol.	Page or section.	
INTERIOR—INDIANS AND PENSIONS—Continued.				
Brought forward .....				\$243, 211 96
Fulfilling treaties with—				
Delawares .....	1873*	20	120	
Do .....	1874	20	120	
Do .....	1875	20	120	
D'wamish and other allied tribes in Washington	1875			
Do .....	1877	19	277	
Flatheads and other confederated tribes.	1876			250 00
Do .....	1877			1, 100 00
Gros Ventres .....	1878	19	277	
Iowas .....	1873*	20	120	10, 252 80
Do .....	1878	19	278	
Kansas .....	1873*	20	120	
Do .....	1874			
Do .....	1877			4, 008 77
Do .....	1878	19	278	
Kickapoos .....	1873*			
Do .....	1875			
Do .....	1876			118 24
Do .....	1877			1, 200 29
Do .....	1878	19	278	
Klamaths and Modocs (transfer account)	1873*			
Do .....	1874			
Do .....	1875			
Do .....	1876			
Do .....	1877			575 00
Do .....	1878	19	278	
Makahs .....	1877			140 00
Do .....	1878	19	279	
Menomonees .....	1873*	20	120	
Do .....	1877			2, 696 51
Do .....	1878	19	279	
Miamies of Eel River.	1873*			
Miamies of Eel River (transfer account)	1873*			
Miamies of Eel River.	1874			
Do .....	1875			64 80
Do .....	1876			1, 100 00
Do .....	1877			
Do .....	1878	19	279	
Miamies of Indiana.	1873*			
Do .....	1876			100 29
Do .....	1877			11, 062 89
Do .....	1878	19	279	
Miamies of Kansas.	1873*			
Do .....	1875			
Do .....	1876			1, 098 11
Do .....	1878	19	279	
Mixed Shoshones, Bannocks, and Sheepeaters	1877			1, 323 75
Do .....	1878	19	285	
Molels .....	1876			
Do .....	1878	19	279	
Navajoes .....	1873			
Do .....	1876			5, 641 85
Do .....	1877			26, 058 95
Do .....	1878	19	280	
Nez Percés .....	1873*			
Do .....	1873			
Do .....	1875			
Do .....	1876			1 27
Do .....	1878	19	280	
Northern Cheyennes and Arapahoes.	1876			772 21
Do .....	1877			2, 156 96
Do .....	1878	19	281	
Omahas .....	1873*			
Do .....	1874			
Do .....	1876			3, 797 58
Do .....	1877			947 21
Do .....	1878	19	281	
Osages .....	1873*			
Carried forward .....				317, 679 44

\*And prior years.

unexpended June 30, 1877, &amp;c.—Continued.

Appropriations for the fiscal year ending June 30, 1878.	Repayments made during the fiscal year 1878.	Aggregate available for the fiscal year ending June 30, 1878.	Payments during the fiscal year ending June 30, 1878	Amounts carried to the surplus fund June 30, 1878.	Balances of appropriations, June 30, 1878.
\$727, 035 05	\$44, 760 55	\$1, 015, 007 56	\$627, 829 34	\$64, 833 74	\$322, 344 48
9, 571 93		9, 571 93			9, 571 93
1, 772 43		1, 772 43			1, 772 43
1, 819 50		1, 819 50			1, 819 50
	200 59	200 59		147 60	52 99
	50 04	50 04			50 04
11, 950 00	1, 362 80	13, 312 80	11, 368 43		1, 944 37
		250 00		250 00	
	1, 088 98	2, 188 98	1, 069 67		1, 119 31
17, 000 00		17, 000 00	16, 470 11		529 89
		10, 252 80	100 00	10, 152 80	
263 14		263 14			263 14
2, 875 00		2, 875 00	2, 875 00		
1, 474 98		1, 474 98			1, 474 98
760 00		760 00			760 00
		4, 008 77	493 69		3, 515 08
10, 000 00		10, 000 00	4, 667 63		5, 332 37
18 07	89 91	107 98			107 98
	3, 092 86	3, 092 86		3, 092 86	
		118 24		118 24	
		1, 200 29	1, 035 89		164 40
12, 679 05		12, 679 05	11, 969 02		710 03
	1, 446 23	1, 446 23	1, 446 23		
	106 23	106 23			106 23
	49 66	49 66		49 66	
	583 07	583 07		583 07	
15, 100 00	3, 772 56	4, 347 56	3, 719 44		628 12
		15, 100 00	14, 612 50		487 50
		140 00			140 00
8, 600 00	475 00	9, 075 00	8, 235 00		840 00
58 05		58 05			58 05
		2, 696 51			2, 696 51
16, 179 06		16, 179 06	13, 482 55		2, 696 51
45 14		45 14			45 14
	3 37	3 37	3 37		
10		10			10
09		09			09
		64 80			64 80
		1, 100 00	1, 100 00		1, 100 00
1, 100 00		1, 100 00			1, 100 00
403 50		403 50			403 50
	33 22	133 51	33 22		100 29
	99 59	11, 162 48	11, 062 89		99 59
11, 062 89		11, 062 89			11, 062 89
3, 044 76		3, 044 76			3, 044 76
1, 870 57		1, 870 57			1, 870 57
		1, 098 11			1, 098 11
11, 540 00		11, 540 00	6, 305 65		5, 234 35
		1, 323 75	300 00		1, 023 75
20, 000 00		20, 000 00	10, 619 04		9, 380 96
	1 06	1 06		1 06	
3, 000 00		3, 000 00	587 76		2, 412 24
58 94		58 94	58 94		
	734 91	6, 376 76		6, 376 76	
	1, 775 00	27, 833 95	9, 300 50		18, 533 45
90, 840 00		90, 840 00	42, 871 18		47, 968 82
17, 490 47		17, 490 47			17, 490 47
76		76			76
703 36		703 36			703 36
	2, 797 99	2, 799 26		1, 962 53	836 73
25, 800 00		25, 800 00	23, 980 75		1, 819 25
		772 21		772 21	
		2, 156 96	561 53		1, 595 43
36, 700 00		36, 700 00	17, 833 76		18, 866 24
331 32		331 32			331 32
	91 90	91 90	91 90		
		3, 797 58		176 17	3, 621 41
		947 21			947 21
20, 300 00		20, 300 00	18, 136 23		2, 163 77
	36 10	36 10		36 10	
1, 081, 448 16	62, 651 62	1, 461, 779 22	862, 221 22	88, 552 80	511, 005 20

## Statement exhibiting the balances of appropriations

Specific objects of appropriations.	Year.	Statutes.		Balances of appropriations, July 1, 1877.
		Vol.	Page or section.	
INTERIOR—INDIANS AND PENSIONS—Continued.				
Brought forward .....				\$317, 679 44
Fulfilling treaties with—				
Osages (transfer account) .....	1873*			
Do .....	1878	19	281	
Ottawas of Blanchard's Fork and Roche de Boeuf .....	1873*			
Ottos and Missourias .....	1873*	20	120	
Do .....	1877			
Do .....	1878	19	282	
Ottawas and Chippewas .....	1873*			
Pawnees .....	1873*			
Pawnees (transfer account) .....	1875			
Pawnees .....	1876			403 51
Do .....	1877			8, 953 68
Do .....	1878	19	282	
Poncas .....	1877			5, 102 55
Do .....	1878	19	282	
Pottawatomies (transfer account) .....	1873*			
Pottawatomies .....	1878	19	282	
Pottawatomies of Huron .....	1878	19	283	
Quapaws .....	1878	19	283	
Qui-nai-elts and Quil-leh-Utes .....	1873*			
Do .....	1875			
Do .....	1876			743 86
Do .....	1877			1, 050 00
Do .....	1878	19	283	
River Crows .....	1876			6, 224 51
Rogue Rivers .....	1874			
Rogue Rivers (reappropriated) .....	1873*			
Sacs and Foxes of the Mississippi .....	1873*			
Do .....	1877			695 62
Do .....	1878	19	283	
Sacs and Foxes of the Missouri .....	1873*			
Do .....	1877			
Do .....	1878	19	283	
Seminoles .....	1873*			
Do .....	1878	19	284	
Seneca .....	1878	19	284	
Senecas of New York .....	1873*			
Do .....	1874			
Do .....	1876			
Do .....	1877			11, 902 50
Do .....	1878	19	284	
Senecas and Shawnees .....	1876			
Do .....	1878	19	285	
Senecas, Shawnees, Quapaws, Peorias, Ottawas, Wyandotta, and others .....	1875			
Shawnees .....	1873*			
Do .....	1878	19	285	
Shoshones .....	1873*			
Do .....	1875			
Do .....	1876			3, 767 52
Do .....	1877			2, 545 44
Do .....	1878	19	285	
Shoshones and Bannocks (transfer account) .....	1873*			
Shoshones and Bannocks .....	1876			4, 286 06
Do .....	1877			15, 883 08
Do .....	1878	19	285	
Six Nations of New York .....	1873*	7	46	
Do .....	1875			
Do .....	1878			
Sioux of different tribes, including Santee Sioux of Nebraska .....	1873*			
Sioux of different tribes, including Santee Sioux of Nebraska (reappropriated) .....	1873*			
Sioux of different tribes, including Santee Sioux of Nebraska (transfer account) .....	1873*			
Sioux of different tribes, including Santee Sioux of Nebraska .....	1874			
Do .....	1875			
Sioux of different tribes, including Santee Sioux of Nebraska (reappropriated) .....	1875			
Sioux of different tribes, including Santee Sioux of Nebraska (transfer account) .....	1875			
Carried forward .....				379, 237 77

\*And prior years.



unexpended June 30, 1877, &amp;c.—Continued.

Appropriations for the fiscal year ending June 30, 1878.	Repayments made during the fiscal year 1878.	Aggregate available for the fiscal year ending June 30, 1878.	Payments during the fiscal year ending June 30, 1878.	Amounts carried to the surplus fund June 30, 1878.	Balances of appropriations, June 30, 1878.
\$1,081,448 16	\$62,651 62	\$1,461,779 22	\$862,221 22	\$88,552 80	\$511,005 20
18,456 00	36 10	36 10	36 10		
38 49		18,456 00	10,956 00		7,500 00
84 64		38 49			38 49
	1,852 76	84 64	84 64		
9,000 00		1,852 76	1,852 76		
523 92	78 55	9,000 00	9,000 00		
	64 40	78 55		78 55	
	80 45	588 32		64 40	523 92
		80 45			
		403 51		300 06	
54,200 00		8,953 68	7,873 03		1,080 65
		54,200 00	42,520 20		11,679 80
		5,102 55	3,811 44		1,291 11
15,500 00		15,500 00	15,500 00		
	3 80	3 80	3 80		
20,647 65	7,339 33	27,986 98	27,986 98		
400 00		400 00	400 00		
2,060 09		2,060 00	1,300 00		760 00
976 96	23 39	1,000 35		23 39	976 96
12 42		12 42			12 42
		743 86		697 31	46 55
	689 38	1,739 38			1,739 38
7,800 00	1,747 00	9,547 00	8,278 25		1,268 75
	363 62	6,588 13		6,583 13	
	4 70	4 70		4 70	
461 03		461 03	461 03		
31 46		31 46			31 46
	1,094 11	1,789 73	1,660 84		128 89
51,000 00		51,000 00	45,280 78		5,719 22
757 44		757 44			757 44
	2 04	2 04			2 04
8,070 00	49 64	8,119 64	8,070 00		49 64
528 27		528 27	527 12		1 15
28,500 00		28,500 00	28,500 00		
2,660 00	1,040 00	3,700 00	3,700 00		
41 26		41 26			41 26
	36 73	36 73			36 73
	161 25	161 25	161 25		
11,902 50		11,902 50	11,902 50		
	11 40	11 40	11,902 50		
2,060 00	1,040 00	3,100 00	3,100 00	11 40	
	7 25	7 25		7 25	
		172 96			172 96
172 96	2,080 00	7,080 00	2,000 00		5,080 00
5,000 00		5 65			5 65
5 65		7,033 34	767 36		6,265 98
7,033 34		3,767 52	1,634 80		2,132 72
		2,545 44	300 00		2,245 44
11,000 00	300 00	11,300 00	8,025 00		3,275 00
	420 85	420 85	420 85		
	1,485 16	5,771 22		5,756 72	14 50
	2,042 34	17,925 42	5,532 79		12,392 63
76,311 00	59 24	76,370 24	60,276 90		16,093 34
3,487 16		3,487 16	189 48		3,297 68
511 98		511 98			511 98
4,500 00		4,500 00	3,983 99		516 01
46,186 31	40 55	46,226 86	10,962 81	40 55	35,223 50
		3 37	3 37		
3 37		498 48	498 48		
	498 48				
	56 05	56 05		56 05	
	63 64	63 64		63 64	
571 19		571 19	571 19		
	18 72	18 72	18 72		
1,471,943 16	85,442 55	1,936,623 48	1,202,460 08	102,244 95	631,918 45

Statement exhibiting the balances of appropriations

Specific objects of appropriations.	Year.	Statutes.		Balances of appropriations, July 1, 1877.
		Vol.	Page or section.	
INTERIOR—INDIANS AND PENSIONS—Continued.				
Brought forward .....				\$379, 237 77
Fulfilling treaties with—				
Sioux of different tribes, including Santee Sioux of Nebraska.	1876			28, 654 04
Do .....	1877			309, 474 47
Do .....	1878	19	286	
Sioux, Yankton tribe .....	1873*			
Do .....	1877			3, 183 34
Do .....	1878	19	287	
Sioux of Dakota .....	1873*			
Sisseton, Wahpeton, and Santee Sioux of Lake Traverse and Devil's Lake.	1873*			
Do .....	1876			77 72
Do .....	1877			3, 727 18
Do .....	1878	19	287	
Sklallams .....	1876			
Do .....	1877			802 39
Do .....	1878	19	287	
Snakes, Wall-pah-pe tribe .....	1878	19	287	
Tabeguache, Muache, Capote, Weeminuche, Yampa, Grand River, and Uinta bands of Utes.	1875			
Do .....	1875			3, 733 41
Do .....	1876			110 00
Do .....	1877			16, 151 84
Do .....	1878	19	288	
Umpqua, Crow Creek band .....	1873*			
Utahs, Tabeguache band .....	1873*			
Do .....	1874			720 00
Do .....	1876			172 50
Do .....	1877			
Do .....	1878	19	288	
Walla-Walla, Cayuse and Umatilla tribes .....	1873*			
Do .....	1874			193 17
Do .....	1876			400 00
Do .....	1877			
Do .....	1878	19	288	
Winnebagoes .....	1873*			
Winnebagoes (transfer account) .....	1873*			
Winnebagoes .....	1874			
Do .....	1875			18, 811 86
Do .....	1876			23, 269 39
Do .....	1877			
Do .....	1878	19	288	
Yakamas .....	1878*	19	289	
Yakamas (transfer account) .....	1873*	19	289	
Yakamas .....	1877			3, 600 00
Do .....	1878	19	289	
Treaty of Fort Laramie (September 17, 1851) .....				273 15
Cherokees, proceeds of school lands .....	R. S.	2093, 2096		1, 230 06
Cherokees, proceeds of lands .....	R. S.	2093-2096		721, 748 80
Cherokees, proceeds of Osage diminished reserve lands in Kansas (transfer account) .....				
Chippewas of Saginaw, proceeds of lands .....				105 64
Delawares, proceeds of lands .....				28 30
Iowas, proceeds of lands .....				12, 829 77
Kansas, proceeds of lands .....	R. S.			96 78
Kaskaskias, Peorias, Weas, and Piankeshaws, proceeds of lands .....				1 08
Kickapoos, proceeds of lands .....				14, 866 51
Menomonees, proceeds of lands .....				12, 053 09
Miamies of Kansas, proceeds of lands .....				712 26
Omahas, proceeds of lands .....	R. S.	2093, 2096		1, 095, 152 33
Osages, proceeds of lands .....				5 00
Ottawas of Blanchard's Fork and Roche de Boeuf, proceeds of lands .....	R. S.	2093, 2096		32, 767 63
Pottawatomies, proceeds of lands .....				247 17
Sacs and Foxes of the Missouri, proceeds of lands .....	R. S.	2093, 2096		400 00
Shawnees, proceeds of lands .....				171 93
Stockbridges, proceeds of lands .....				20, 610 37
Winnebagoes, proceeds of lands .....				75, 804 46
Stockbridge consolidated fund .....				
Carried forward .....				2, 781, 423 41

\* And prior years.

unexpended June 30, 1877, &amp;c.—Continued.

Appropriations for the fiscal year ending June 30, 1878.	Repayments made during the fiscal year 1878.	Aggregate available for the fiscal year ending June 30, 1878.	Payments during the fiscal year ending June 30, 1878.	Amounts carried to the surplus fund June 30, 1878.	Balances of appropriations, June 30, 1878.
\$1,471,943 16	\$85,442 55	\$1,936,623 48	\$1,202,460 08	\$102,244 95	\$631,918 45
-----	1,031 09	29,685 13	1,592 03	28,093 10	-----
-----	6,514 99	315,989 46	205,536 72	-----	110,452 74
1,544,600 00	4,474 27	1,549,074 27	1,240,605 15	-----	308,469 12
162 40	-----	162 40	-----	-----	162 40
-----	245 00	3,428 34	291 16	-----	3,137 18
40,000 00	-----	40,000 00	31,613 83	-----	8,386 17
248 83	-----	248 83	-----	-----	248 83
2,181 69	-----	2,181 69	-----	-----	2,181 69
-----	97 34	175 06	-----	-----	175 06
-----	131 29	3,727 18	1,214 60	-----	2,512 58
80,000 00	-----	80,131 29	74,332 15	-----	5,799 14
-----	23	-----	-----	23	-----
-----	412 54	1,214 93	-----	-----	1,214 93
9,200 00	-----	9,200 00	8,500 00	-----	700 00
1,200 00	-----	1,200 00	1,200 00	-----	-----
-----	1,447 01	1,447 01	-----	1,447 01	-----
-----	-----	3,733 41	-----	3,733 41	-----
-----	465 73	575 73	245 83	329 90	-----
-----	-----	16,151 84	14,315 26	-----	1,836 58
78,020 00	306 00	78,326 00	52,919 57	-----	25,406 43
1,039 34	-----	1,039 34	-----	-----	1,039 34
13,877 19	323 75	13,200 94	-----	323 75	12,877 19
2,582 39	-----	2,582 39	-----	-----	2,582 39
-----	-----	720 00	-----	720 00	-----
-----	-----	172 50	-----	-----	172 50
720 00	-----	720 00	720 00	-----	-----
318 69	9 21	327 90	314 69	9 21	4 00
430 67	-----	430 67	-----	-----	430 67
-----	-----	193 17	-----	162 16	31 01
-----	-----	400 00	-----	-----	400 00
15,500 00	-----	15,500 00	15,152 71	-----	347 29
40,984 86	-----	40,984 86	-----	-----	40,984 86
-----	131 72	131 72	-----	-----	-----
-----	-----	392 30	-----	-----	392 30
14,260 60	-----	14,260 60	1,275 00	-----	12,985 60
-----	-----	18,811 86	1,638 17	2,556 56	14,617 13
-----	-----	23,269 39	4,850 80	-----	18,419 19
44,162 47	-----	44,162 47	25,825 93	-----	18,336 54
4,554 70	534 96	5,089 66	1,758 82	534 96	2,795 88
1,930 75	-----	1,930 75	1,930 75	-----	-----
-----	-----	3,600 00	-----	-----	3,600 00
22,400 00	251 96	22,400 00	14,565 00	-----	7,835 00
-----	-----	251 96	-----	251 96	-----
-----	-----	373 35	-----	-----	373 35
100 20	-----	3,811 79	2,030 22	-----	1,781 57
2,581 73	-----	721,748 80	-----	-----	721,748 80
-----	400 00	400 00	-----	-----	400 00
-----	-----	105 64	-----	-----	105 64
-----	-----	28 30	-----	-----	28 30
452 89	-----	13,282 66	3,008 55	-----	10,274 11
-----	-----	96 78	-----	-----	96 78
-----	-----	1 08	-----	-----	1 08
-----	13 30	14,879 81	4,981 85	-----	9,897 96
-----	413 56	12,466 65	-----	-----	12,466 65
-----	-----	712 26	-----	-----	712 26
182,221 54	2,291 10	1,279,664 97	95,914 97	-----	1,183,750 00
-----	38 49	43 49	-----	-----	43 49
-----	-----	25,272 04	-----	-----	25,272 04
-----	-----	32,767 63	-----	-----	32,767 63
3,008 39	-----	3,255 56	-----	-----	3,255 56
-----	-----	400 00	-----	-----	400 00
-----	-----	171 93	-----	-----	171 93
-----	-----	20,610 37	-----	-----	20,610 37
-----	-----	75,804 46	-----	-----	75,804 46
3,603,346 83	104,976 09	6,489,746 33	3,008,924 96	140,407 20	3,340,414 17

Statement exhibiting the balances of appropriations

Specific objects of appropriations.	Year.	Statutes.		Balances of appropriations, July 1, 1877.
		Vol.	Page or section.	
INTERIOR—INDIANS AND PENSIONS—Continued.				
Brought forward .....				\$2,781,423 41
Claims of settlers on Round Valley Indian reservation in California (restored to public lands) .....				1,094 37
Proceeds of Sioux reservations in Minnesota and Dakota .....		R. S.	2093, 2096	18,552 86
Proceeds of Winnebago reservation in Minnesota .....		R. S.	2093, 2096	889 25
Proceeds of New York Indian lands in Kansas .....				4,058 06
Trust-fund interest due—				
Cherokee asylum-fund .....		R. S.	2093, 2096	
Cherokee national fund .....		R. S.	2093, 2096	2,089 01
Do .....	1876	19	293	
Cherokee school-fund .....		R. S.	2093, 2096	1,794 93
Do .....	1878	19	293	
Cherokee orphan-fund .....		R. S.	2093-2096	516 23
Chickasaw incompetents .....				1,500 00
Chickasaw national fund .....		R. S.	2093, 2096	6,468 99
Do .....	1878	19	293	
Chippewa and Christian Indians .....		R. S.	2093, 2096	156 85
Choctaw general fund .....		R. S.	2093, 2096	61 50
Do .....	1878	19	293	
Choctaw school-fund .....		R. S.	2093, 2096	845 50
Choctaw orphan reservation .....				
Creeks' orphans .....		R. S.	2093, 2096	210 47
Do .....	1878	19	293	
Delaware general fund .....		1878	19	293
Do .....		R. S.	2096	
Delaware school-fund .....		R. S.	2093, 2096	7,064 00
Iowas .....		R. S.	2093, 2096	1,496 84
Do .....	1878	19	293	
Kansas schools .....		R. S.	2093, 2096	5,441 33
Kaskaskias, Peorias, Weas, and Piankeshaws .....		R. S.	2093, 2096	35 26
Do .....	1878	19	293	
Kaskaskias, Peorias, Weas, and Piankeshaws school-fund .....				5,661 36
Do .....	1878	19	293	
Kickapoos, general fund .....		R. S.	2093	1,712 59
Menomonees .....		R. S.	2093, 2096	1,684 21
Do .....	1878	19	293	
Osage schools .....		R. S.	2093, 2096	2,799 54
Ottawas and Chippewas .....		R. S.	2093, 2096	31,887 17
Do .....	1876			230 00
Do .....	1877			230 00
Do .....	1878	19	293	
Pottawatomies, education .....		R. S.	2093, 2096	5,873 65
Pottawatomies, general fund .....		R. S.	2093, 2096	12,154 70
Pottawatomies, mills .....		R. S.	2093, 2096	199 80
Sacs and Foxes of the Missouri .....		R. S.	2093, 2096	130 87
Sacs and Foxes of the Mississippi .....		R. S.	2093, 2096	
Senecas .....		R. S.	2093, 2096	545 39
Senecas, Tonawanda band .....		R. S.	2093, 2096	4,701 16
Senecas and Shawnees .....		R. S.	2093, 2096	65 20
Shawnees .....		R. S.	2093, 2096	484 23
Eastern Shawnees .....		R. S.	2093, 2096	
Contingencies, trust-fund .....	1876			872 82
Do .....	1877			987 33
Do .....	1878	19	293	
Interest due Cherokees on lands sold to Osages .....		R. S.	2093, 2096	
Interest due Osages on avails of diminished reserve lands in Kansas .....	1877			1,936 01
Do .....	1878	R. S.	2093, 2096	
Interest due Stockbridge consolidated fund .....		R. S.	2093, 2096	
Interest due Tabeguache, M'uche, Capote, Weeminuche, Yampa, Grand River, and Uintah band of Utes .....		R. S.	2093, 2096	41,887 79
Trust-fund stocks redeemed due—				
Cherokee national fund .....				45 00
Chickasaw national fund .....				11 34
Ottawas and Chippewas .....				2,211 25
Pottawatomies, education .....				46 81
Trust-fund bonds, proceeds of sale of Pottawatomic .....				415 63
Trust-fund bonds, proceeds of sale of Kickapoo .....				79
Incidental expenses Indian service in—				
Arizona (transfer account) .....	1873*			
Do .....	1874			
Arizona (reappropriated) .....	1874	19	376	
Arizona .....	1875			
Arizona .....	1876			
Carried forward .....				2,955,330 11

\* And prior years.

unexpended June 30, 1877, &c.—Continued.

Appropriations for the fiscal year ending June 30, 1878.	Repayments made during the fiscal year 1878.	Aggregate available for the fiscal year ending June 30, 1878.	Payments during the fiscal year ending June 30, 1878.	Amounts carried to the surplus fund June 30, 1878.	Balances of appropriations, June 30, 1878.
\$3,603,346 83	\$104,976 09	\$6,489,746 33	\$3,008,924 96	\$140,407 20	\$3,340,414 17
-----	-----	1,094 37	-----	-----	1,094 37
13,878 61	-----	32,431 47	9,749 15	-----	22,682 32
480 00	-----	1,369 25	-----	-----	1,369 25
-----	-----	4,058 06	-----	-----	4,058 06
4,211 03	-----	4,211 03	4,211 03	-----	-----
33,152 03	-----	35,241 04	31,471 00	-----	3,770 04
26,060 00	-----	26,060 00	26,060 00	-----	-----
30,144 58	-----	31,939 51	29,479 11	-----	2,460 40
2,410 00	-----	2,410 00	2,410 00	-----	-----
15,395 58	-----	15,911 81	15,420 71	-----	491 10
100 00	-----	1,600 00	-----	-----	1,600 00
47,927 58	-----	54,396 57	46,060 86	-----	8,335 71
19,820 00	-----	19,820 00	19,820 00	-----	-----
2,533 42	-----	2,690 27	2,542 53	-----	147 74
213 38	-----	274 58	224 32	-----	50 56
27,000 00	-----	27,000 00	27,000 00	-----	-----
2,781 96	-----	3,627 46	2,818 46	-----	809 00
1 98	-----	1 98	-----	-----	1 98
353 69	-----	564 16	325 53	-----	238 63
4,048 00	-----	4,048 00	4,048 00	-----	-----
8,930 00	-----	8,930 00	8,930 00	-----	-----
37,696 87	-----	37,696 87	16,158 98	-----	21,537 89
563 71	-----	7,627 71	-----	-----	7,627 71
6,035 79	374 80	7,907 43	5,440 23	-----	2,467 20
3,520 00	-----	3,520 00	3,520 00	-----	-----
1,575 29	-----	7,016 62	-----	-----	7,016 62
885 02	4 70	924 98	520 24	-----	404 74
4,801 00	-----	4,801 00	4,801 00	-----	-----
1,061 38	-----	6,722 74	3,075 59	-----	3,647 15
1,449 00	-----	1,449 00	1,449 00	-----	-----
6,588 47	-----	8,301 06	6,687 91	-----	1,613 15
6,978 25	-----	8,662 46	7,553 85	-----	1,108 61
950 00	-----	950 00	950 00	-----	-----
2,130 37	-----	4,929 91	533 33	-----	4,396 58
877 22	-----	32,764 39	-----	-----	32,764 39
-----	-----	230 00	-----	230 00	-----
230 00	-----	230 00	-----	-----	230 00
3,976 53	-----	9,850 18	5,000 00	-----	4,850 18
4,592 43	-----	16,747 13	-----	-----	16,747 13
904 32	-----	1,104 12	915 92	-----	188 20
1,256 37	149 54	1,536 78	1,373 97	-----	162 81
2,829 01	-----	2,829 01	829 48	-----	1,999 53
2,100 48	-----	2,645 87	2,142 15	-----	503 72
4,455 72	1,485 66	10,642 54	9,551 58	-----	1,090 96
885 80	-----	951 00	889 59	-----	61 41
247 81	-----	732 04	-----	-----	732 04
727 30	-----	727 30	727 30	-----	-----
-----	-----	872 82	-----	872 82	-----
-----	-----	987 33	-----	-----	987 33
500 00	-----	500 00	-----	-----	500 00
36,087 44	-----	36,087 44	36,087 44	-----	-----
-----	-----	1,936 01	-----	-----	1,936 01
43,380 58	-----	43,380 58	6,489 75	-----	36,890 83
3,790 22	-----	3,790 22	3,790 22	-----	-----
25,000 00	-----	66,887 79	-----	-----	66,887 79
-----	-----	45 00	-----	-----	45 00
-----	8 25	19 59	-----	-----	19 59
-----	-----	2,211 25	-----	-----	2,211 25
-----	-----	46 81	-----	-----	46 81
-----	-----	415 63	-----	-----	415 63
-----	-----	79	-----	-----	79
-----	99 00	99 00	99 00	-----	-----
-----	7 76	7 76	7 76	-----	-----
117 05	-----	117 05	117 05	-----	-----
-----	691 38	5,547 99	128 83	5,419 16	-----
-----	-----	-----	-----	-----	-----
4,048,982 10	107,797 18	7,112,109 39	3,358,335 83	146,929 18	3,606,844 38

Statement exhibiting the balances of appropriations

Specific objects of appropriations.	Year.	Statutes.		Balances of appropriation July 1, 1877.
		Vol.	Page or section.	
INTERIOR--INDIANS AND PENSIONS--Continued.				
Brought forward .....				\$2,955,330 11
Incidental expenses Indian service in--				
Arizona .....	1877			4,026 54
Do .....	1878	19	292	
California (transfer account) .....	1873*			
Do .....	1874			
California .....	1876			4,658 39
Do .....	1877			920 06
Do .....	1878	19	292	
Colorado .....	1873*			
Colorado (transfer account) .....	1873*			
Colorado .....	1875			651 43
Do .....	1876			1,064 28
Do .....	1877	19	292	
Dakota .....	1873*			
Dakota (transfer account) .....	1873			
Do .....	1873			
Do .....	1874			
Dakota .....	1873	19	376	
Do .....	1874			
Do .....	1875			
Do .....	1875			2,057 22
Do .....	1876			
Do .....	1877			135 80
Do .....	1878	19	292	
Idaho .....	1873*			
Do .....	1875			1,512 72
Do .....	1876			497 25
Do .....	1877			
Do .....	1878	19	292	
Montana (transfer account) .....	1873*			
Do .....	1874			
Montana .....	1875			
Montana (reappropriated) .....	1875	20	120	
Montana .....	1875			545 15
Do .....	1877			1,091 06*
Do .....	1878	19	292	
Nevada .....	1875			
Nevada (deficiency) .....	1875	20	120	
Nevada (reappropriated) .....	1875			
Nevada .....	1876			155 00
Do .....	1878	19	292	
New Mexico (transfer account) .....	1873*			
New Mexico .....	1874			
New Mexico (reappropriated) .....	1874	19	376	
New Mexico (transfer account) .....	1874			
New Mexico .....	1875			
New Mexico (transfer account) .....	1875	19	376	
New Mexico (reappropriated) .....	1875	19	376	
New Mexico .....	1875			5,266 70
Do .....	1876			1,937 62
Do .....	1877			
Do .....	1878	19	292	
Oregon .....	1873*			
Oregon (transfer account) .....	1873*			
Oregon (reappropriated) .....	1873*	19	376	
Oregon .....	1875			
Do .....	1876			690 12
Do .....	1877			806 13
Do .....	1878	19	292	
Utah (transfer account) .....	1875			
Utah .....	1875			
Do .....	1875			568 97
Do .....	1876			882 79
Do .....	1877			
Do .....	1878	19	292	
Washington .....	1876			10 00
Do .....	1877			771 94
Do .....	1878	19	293	
Wyoming .....	1874			
Do .....	1875			
Do .....	1875			148 57
Do .....	1876			
Carried forward .....				2,983,727 78

\* And prior years.

unexpended June 30, 1877, &c.—Continued.

Appropriations for the fiscal year ending June 30, 1878.	Repayments made during the fiscal year 1878.	Aggregate available for the fiscal year ending June 30, 1878.	Payments during the fiscal year ending June 30, 1878.	Amounts carried to the surplus fund June 30, 1878.	Balances of appropriations, June 30, 1878.
\$4,048,982 10	\$107,797 18	\$7,112,109 39	\$3,358,335 83	\$146,929 18	\$3,606,844 38
-----	24 68	4,051 22	3,539 42	-----	511 80
25,000 00	25 16	25,025 16	16,697 46	-----	8,327 70
-----	21 73	21 78	21 78	-----	-----
-----	325 75	325 75	325 75	-----	-----
-----	33 05	4,681 37	232 50	4,448 87	-----
-----	154 70	1,074 76	1,074 76	-----	-----
25,000 00	-----	25,000 00	24,199 88	-----	800 12
-----	28 25	28 25	-----	28 25	-----
-----	58 20	58 20	58 20	-----	-----
-----	-----	651 43	39 16	612 27	-----
-----	-----	1,064 23	826 95	-----	237 33
4,000 00	-----	4,000 00	3,471 55	-----	528 45
-----	38 00	38 00	-----	38 00	-----
-----	59 73	59 73	59 73	-----	-----
-----	111 80	111 80	111 80	-----	-----
-----	-----	3,222 94	3,129 94	93 00	-----
3,129 94	93 00	-----	-----	-----	-----
-----	16 00	16 00	16 00	-----	-----
-----	527 05	2,584 27	310 00	2,274 27	-----
-----	159 50	295 30	233 34	-----	66 96
15,000 00	-----	15,000 00	9,662 08	-----	5,337 92
-----	155 35	155 35	-----	155 35	-----
-----	131 46	1,644 20	-----	1,644 20	-----
-----	720 60	1,217 85	715 75	-----	502 10
3,000 00	-----	3,000 00	1,739 90	-----	1,260 10
-----	4 39	4 39	4 39	-----	-----
-----	15 90	395 90	395 90	-----	-----
380 00	55 22	55 22	-----	55 22	-----
-----	552 45	552 45	552 45	-----	-----
-----	15 00	560 15	164 37	395 78	-----
-----	-----	1,091 06	1,042 43	-----	48 63
6,000 00	-----	6,000 00	3,926 66	-----	2,073 34
-----	345 93	345 93	-----	345 93	-----
-----	131 11	131 11	131 11	-----	-----
-----	133 42	133 42	133 42	-----	-----
-----	-----	155 00	155 00	-----	-----
10,000 00	-----	10,000 00	7,475 94	-----	2,524 06
-----	89 74	89 74	89 74	-----	-----
-----	32 64	32 64	-----	32 64	-----
10 34	-----	10 34	10 34	-----	-----
-----	22 50	22 50	22 50	-----	-----
-----	86 50	86 50	86 50	86 50	-----
-----	76 32	86 58	86 58	-----	-----
-----	-----	46 70	46 70	-----	-----
-----	1,264 63	6,531 33	207 72	6,323 61	-----
-----	576 56	2,514 18	1,170 51	-----	1,343 67
20,000 00	-----	20,000 00	14,451 71	-----	5,548 29
-----	183 46	183 46	-----	183 46	-----
-----	271 23	271 23	271 23	-----	-----
-----	9 95	9 95	9 95	-----	-----
-----	12	12	-----	12	-----
-----	1,169 21	1,859 33	1,855 02	4 31	-----
-----	300 47	1,106 60	510 61	-----	595 99
15,000 00	-----	15,000 00	13,775 00	-----	1,225 00
-----	11 45	11 45	11 45	-----	-----
-----	159 40	159 40	-----	159 40	-----
-----	125 08	694 05	-----	694 05	-----
-----	444 39	1,327 18	1 50	-----	1,325 69
10,000 00	-----	10,000 00	8,862 90	-----	1,137 10
-----	1 04	11 04	-----	11 04	-----
-----	-----	771 94	107 56	-----	664 44
10,000 00	570 45	10,570 45	10,570 45	-----	-----
-----	33 10	33 10	-----	33 10	-----
-----	62 00	62 00	-----	62 00	-----
-----	87 59	236 16	121 70	114 46	-----
-----	-----	-----	-----	-----	-----
4,196,478 01	116,385 84	7,296,591 63	3,490,963 6	164,725 01	3,640,903 06

Statement exhibiting the balances of appropriations

Specific objects of appropriations.	Year.	Statutes.		Balances of appropriations, July 1, 1877.
		Vol.	Page or section.	
INTERIOR—INDIANS AND PENSIONS—Continued.				
Brought forward .....				\$2,983,727 78
Incidental expenses Indian service in—				
Wyoming .....	1877			291 18
Do .....	1878	19	293	
Central Superintendency .....	1876			625 20
Do .....	1877			131 13
Do .....	1878	19	293	
Northern Superintendency .....	1876			590 75
Oregon and Washington .....	1873*			
Intercourse with Indian tribes having no treaties with the United States .....	1873*			
Intercourse with Indian tribes having no treaties with the United States (transfer account) .....	1873*			
Buildings and repairs at agencies (transfer account) .....	1874			
Buildings and repairs at agencies .....	1876			343 55
Do .....	1877			1,358 39
Do .....	1878	19	272	
Contingencies Indian Department .....	1873*	20	232	
Contingencies Indian Department (transfer account) .....	1873*			
Contingencies Indian Department (reappropriated) .....	1873*	20	232	
Contingencies Indian Department .....	1874			
Contingencies Indian Department (transfer account) .....	1874			
Contingencies Indian Department (reappropriated) .....	1874			
Contingencies Indian Department .....	1875			
Contingencies Indian Department (reappropriated) .....	1875			
Contingencies Indian Department .....	1876			2,399 92
Do .....	1877	19	376	8,868 17
Do .....	1878	19	272	
Presents to Indians .....	1873*			
Presents and provisions to Indians .....	1875			
Vaccination of Indians (transfer account) .....	1873*			
Vaccination of Indians .....	1875			
Do .....	1876			388 00
Do .....	1878	19	272	
Transportation of Indian supplies .....	1877			25,273 34
Do .....	1878	19	291	
Maintenance and education of Helen and Heloise Lincoln .....				5,062 50
Maintenance and education of Adelaide and Julia German .....				5,250 00
Maintaining peace among and with the various tribes and bands of Indians (reappropriated) .....	1873*			
Civilization fund .....		19	290	93,706 96
Civilization and subsistence of Indians of Central Superintendency .....	1873*			
Civilization and subsistence of Indians of Central Superintendency (transfer account) .....	1873*			
Civilization and subsistence of Indians of Central Superintendency .....	1876			
Do .....	1877			3,210 25
Do .....	1878	19	290	
Civilization and subsistence of Indians on the Malheur reservation .....	1877			1,352 07
Do .....	1878	19	290	
Collecting and subsisting Apaches of Arizona and New Mexico (transfer account) .....	1874			
Collecting and subsisting Apaches of Arizona and New Mexico .....	1875			
Do .....	1876			1,742 70
Do .....	1877			158,812 24
Do .....	1878	19	290	
Colonizing and supporting the Wichitas and other affiliated bands .....	1876			8,459 42
Do .....	1877			
Do .....	1878	19	291	
Expenses of Black Hills commission .....				958 04
Expenses of a general council of Indians in Indian Territory .....	1876			
Do .....	1877			5,000 00
Payment of indebtedness incurred by Silas H. Sweetland, late special agent .....				574 00
Expenses of Indian commissioners .....	1876			2,653 23
Do .....	1877			2,311 97
Do .....	1878	20	86	
Payment to Flatheads removed to Jocko reservation, Montana (reimbursable) .....	1878	19	290	
Payment to Citizen Miamis of Kansas .....				
Carried forward .....				3,313,090 79

\* And prior years.



unexpended June 30, 1877, &amp;c.—Continued.

Appropriations for the fiscal year ending June 30, 1878.	Repayments made during the fiscal year 1878.	Aggregate available for the fiscal year ending June 30, 1878.	Payments during the fiscal year ending June 30, 1878.	Amounts carried to the surplus fund June 30, 1878.	Balances of appropriations, June 30, 1878.
\$4,196,478 01	\$116,385 84	\$7,296,591 63	\$3,490,963 56	\$164,725 01	\$3,640,903 06
-----	190 57	481 75	21 47	-----	460 28
1,000 00	-----	1,000 00	336 70	-----	663 30
-----	625 20	625 20	398 00	227 20	-----
4,000 00	145 75	276 83	276 88	-----	313 06
-----	-----	4,000 00	3,686 34	-----	-----
-----	590 75	590 75	1 31	589 44	-----
-----	51 60	51 60	-----	51 60	-----
-----	70 00	70 00	-----	70 00	-----
-----	70 00	70 00	70 00	-----	-----
475 00	690 06	1,165 06	1,165 06	-----	-----
-----	33 29	33 29	-----	33 29	-----
-----	169 43	512 98	-----	512 98	-----
-----	831 65	2,190 04	1,095 00	-----	1,095 04
15,000 00	600 00	15,600 00	15,313 78	-----	286 22
267 57	107 86	375 43	267 57	107 86	-----
-----	33	33	33	-----	-----
151 72	-----	151 72	151 72	-----	-----
107 16	75 24	182 40	107 16	75 24	-----
-----	25 75	25 75	25 75	-----	-----
124 98	-----	124 98	124 98	-----	-----
-----	66 81	66 81	-----	66 81	-----
336 53	-----	336 53	336 53	-----	-----
-----	1,319 73	3,719 65	2,677 54	1,042 11	-----
441 20	688 71	9,998 08	5,200 24	-----	4,797 84
30,000 00	80 62	30,080 62	26,030 09	-----	4,050 53
-----	7 51	7 51	-----	7 51	-----
-----	43 14	43 14	-----	43 14	-----
-----	87 00	87 00	87 00	-----	-----
-----	7 68	7 68	-----	7 68	-----
-----	388 00	388 00	-----	388 00	-----
500 00	-----	500 00	72 25	-----	427 75
-----	20,324 35	45,597 69	40,592 25	-----	5,005 44
219,000 00	574 31	219,574 31	175,148 01	-----	44,426 30
250 00	-----	5,312 50	250 00	-----	5,062 50
250 00	-----	5,500 00	375 00	-----	5,125 00
7 63	-----	7 63	7 63	-----	-----
241,639 66	1,014 91	336,361 53	8,034 93	-----	328,326 60
-----	48 28	48 28	-----	48 28	-----
-----	855 91	855 91	855 91	-----	-----
-----	1,826 48	1,826 48	-----	1,826 48	-----
-----	628 25	3,838 50	195 77	-----	3,642 73
20,000 00	-----	20,000 00	16,766 11	-----	1,233 89
-----	326 99	1,679 06	1,352 07	-----	326 99
20,000 00	352 97	20,352 97	20,131 37	-----	221 60
-----	32 00	32 00	32 00	-----	-----
-----	1,805 97	1,805 97	-----	1,805 97	-----
-----	1,742 70	1,742 70	663 46	1,079 24	-----
-----	4,028 92	162,841 16	65,110 74	-----	97,730 42
400,000 00	701 96	400,701 96	259,917 38	-----	140,784 58
-----	199 84	8,659 26	-----	8,659 26	-----
-----	800 00	800 00	-----	-----	800 00
25,000 00	-----	25,000 00	22,539 86	-----	2,460 14
-----	27 00	985 04	-----	985 04	-----
-----	42 00	42 00	-----	42 00	-----
-----	5,000 00	5,000 00	-----	-----	5,000 00
-----	574 00	574 00	-----	-----	574 00
-----	2,653 23	2,653 23	319 31	2,333 92	-----
-----	2,311 97	2,311 97	1,573 58	-----	738 39
15,000 00	-----	15,000 00	11,039 75	-----	3,960 25
5,000 00	-----	5,000 00	5,000 00	-----	-----
-----	974 53	974 53	974 53	-----	-----
5,195,029 46	156,313 24	8,664,433 49	4,181,288 92	184,728 06	4,298,416 51

Statement exhibiting the balances of appropriations

Specific objects of appropriations.	Year.	Statutes.		Balances of appropriations, July 1, 1877.
		Vol.	Page or section.	
INTERIOR—INDIANS AND PENSIONS—Continued.				
Brought forward .....				\$3,313,090 79
Payment to L'Anse and Vieux de Sert Chippewas for lands (no year).....				20,000 00
Payment to North Carolina Cherokees (no year).....	19	291		40,874 10
Removal of Pawnee Indians (reimbursable) .....				83,580 39
Telegraphing, and purchase of Indian supplies.....	1877			19,763 57
Do .....	1878			
Do .....	1879	20	86	
Salary of Ouray, head chief of the Ute Nation.....	1877			250 00
Do .....	1878	20	86	
Statistics and historical data respecting Indians of the United States.....	1877			1,319 57
Do .....	1878	19	291	
Settlement, subsistence, and support of Shoshones, Ban-nacks, and other bands in Idaho and Southeastern Oregon.	1876			2,050 27
Do .....	1878	19	291	
Settlement, subsistence, and support of Modocs now residing within Indian Territory.....	1874			
Settlement, subsistence, and support of Modocs now residing within Indian Territory (transfer account).....	1874			
Settlement, subsistence, and support of Modocs now residing within Indian Territory.....	1876			
Do .....	1878	19	290	
Subsistence of Arapahoos, Cheyennes, Apaches, Kiowas, Comanches, and Wichitas.....	1873*			
Do .....	1875			37,829 63
Do .....	1876			
Do .....	1877			107,007 91
Do .....	1878	19	290	
Subsistence of Kansas Indians (reimbursable) .....	1874			
Do .....	1876			134 11
Subsistence of Kansas Indians.....	1878	19	290	
Subsistence and civilization of the Arickarees, Gros Ventres, and Mandans.....	1875			853 08
Do .....	1876			
Do .....	1877			27,937 45
Do .....	1878	19	289	
Support and civilization of Indians at Fort Peck agency.....	1877			41,861 35
Do .....	1878	19	289	25,000 00
Support, education, and civilization of captive Indians.....	1875			203,669 21
Do .....	1876			
Support of Tonkawas at Fort Griffin, Texas.....	1878	19	290	
Support of schools, farms, &c., for Apaches, Kiowas, and Comanches.....	1873*			
Support of schools not otherwise provided for.....	1877			5,081 79
Support of schools not otherwise provided for (reappropriated).....	1873*			
Support of schools not otherwise provided for (transfer account, reappropriated).....	1878	19	292	
Support of schools for Sacs and Foxes in Iowa.....	1876			400 00
Do .....	1877			350 00
Do .....	1878	19	284	
Support of schools for Otooes and Missourias (reimbursable).....	1877			
Do .....	1878	19	282	
Survey of the Black Hills.....	20	120		
Relief of Henry A. Webster, V. B. McCollum, and A. Colby, of Washington Territory, pre-emptors on Makah Indian reservation.....				302 90
Relief of Redick McKee; act March 3, 1877.....	1878	19	292	
Reimbursement to Osages for losses sustained.....	1878	19	292	
Removal of the Great and Little Osage Indians (reimbursable).....	1878	19	292	
Saw-mill, grist-mill, and bridge at Siletz Agency.....	1878	19	292	
Support of Chipewas on White Earth reservation.....	1878	19	292	
Civilization of Winnebagoes.....				513 10
Compensation of five supervisors and twenty laborers on reservations in California.....	1873*			
Construction of a wagon-road from Fort Kearney, Nebr., to eastern boundary of California.....	1873*			
Construction of wagon-roads in Idaho, Dakota, Montana, and Nebraska.....	1873*			
Delivery of annuities, &c., to Indians in Minnesota, Michigan, and Wisconsin.....	1876			
Expenses of Indian delegations visiting Washington in 1870.....	1873*			
Expenses of Indian delegations visiting Washington in 1870 (transfer account).....	1873*			
Carried forward .....				\$ 3,931,869 22

\*And prior years.

unexpended June 30, 1877.—Continued.

Appropriations for the fiscal year ending June 30, 1878.	Repayments made during the fiscal year 1878.	Aggregate available for the fiscal year ending June 30, 1878.	Payments during the fiscal year ending June 30, 1878.	Amounts carried to the surplus fund June 30, 1878.	Balances of appropriations, June 30, 1878.
\$5,195,029 46	\$156,313 24	\$8,664,433 49	\$4,181,288 92	\$184,728 06	\$4,238,416 51
		20,000 00			20,000 00
2,027 86	175 44	43,077 40	1,387 72		41,689 68
		83,580 39	30,844 60		52,735 79
	418 38	20,181 95	16,399 05		3,782 90
1,000 00		1,000 00	1,000 00		
		250 00	250 00		
1,000 00		1,000 00	1,000 00		
		1,319 57			1,319 57
2,500 00		2,500 00	2,500 00		
	5 22	2,055 49		2,055 49	
25,000 00		25,000 00	14,980 89		10,019 11
	99 41	99 41		99 41	
	1,648 15	1,648 15	1,648 15		
	14 43	14 43		14 43	
7,000 00		7,000 00	5,893 43		1,106 57
	4 00	4 00		4 00	
	537 38	38,367 01	3,344 50	35,022 51	
	704 32	107,712 23	90,413 87		17,298 36
240,000 00	1,012 70	241,012 70	176,383 23		64,629 47
	2 62	2 62		2 62	
	308 40	442 51		442 51	
10,000 00		10,000 00	9,667 36		332 64
	36 95	890 03	10 80	879 23	
	7 25	27,944 70	20,039 49		7,905 21
85,000 00	174 75	85,174 75	61,553 26		23,621 49
		41,861 35	25,494 52		16,366 83
90,000 00	3,818 79	118,818 79	98,547 05		20,271 74
		203,669 21		203,669 21	
2,500 00		2,500 00	2,500 00		
	2 25	2 25		2 25	
	421 80	5,503 59	4,192 98		1,310 61
	339 43	339 43		339 43	
547 66	770 97	1,318 63	1,318 63		
30,000 00		30,000 00	23,499 42		6,500 58
		400 00		400 00	
	50 00	400 00			400 00
1,000 00		1,000 00	450 00		550 00
	1,621 91	1,621 91			1,621 91
6,000 00		6,000 00	6,000 00		
1,888 62	12 50	1,901 12			1,901 12
		302 90			302 90
9,975 00		9,975 00	9,975 00		
5,000 00		5,000 00			5,000 00
	9 00	9 00		9 00	
3,184 55		3,184 55	3,040 00		144 55
10,000 00		10,000 00	4,778 78		5,221 22
		513 10			513 10
	41 93	41 93		41 93	
	86 29	86 29		86 29	
	94 84	94 84		94 84	
	246 90	246 90		246 90	
	122 01	122 01		122 01	
	122 01	122 01	122 01		
5 728,653 15	169,223 27	9,829,745 64	4,798,523 66	428,260 12	4,602,961 86

## Statement exhibiting the balances of appropriations

Specific objects of appropriations.	Year.	Statutes.		Balances of appropriations, July 1, 1877.
		Vol.	Page or section.	
INTERIOR—INDIANS AND PENSIONS—Continued.				
Brought forward .....				\$3,931,869 22
Care of certain stray bands of Winnebagoes and Pottawatomies in Wisconsin.	1873*			
Negotiating treaty with Sioux of the Upper Missouri.	1873*			
Support of schools, Central Superintendency.	1875			
Rescuing prisoners from Indians.	1873*			
Purchase of wagons, teams, tools, &c., for Northern Superintendency (transfer account).	1873*			
Do .....	1873*			
Removal and subsistence of Indians in California to reservation, pay physicians, smiths, &c.	1873*			
Army pensions to—				
Invalids .....	1871			
Do .....	1872			
Widows and others (reappropriated).	1871			
Widows and others .....	1871			
Do .....	1872			
Navy pensions to—				
Invalids .....	1871			
Widows and orphans .....	1871			
Army pensions .....	1873			
Do .....	1874			
Army pensions (reappropriated).	1874			
Army pensions (transfer account).	1875			
Army pensions .....	1875			
Do .....	1876			1,595,184 71
Do .....	1877			425,409 15
Do .....	1878	19	223	
Fees for preparing vouchers (Army pensions)	1877			36,875 25
Do .....	1878	19	224	
Fees for examining surgeons (Army pensions).	1877			33,756 00
Do .....	1878	19	224	
Compensation to agents (Army pensions)	1877			168 17
Do .....	1878	19	224	
Navy pensions .....	1874			
Do .....	1875			
Do .....	1876			3,602 85
Do .....	1877			1,640 00
Do .....	1878	19	224	
Fees for preparing vouchers (Navy pensions)	1877			42 00
Do .....	1878	19	224	
Fees for examining surgeons (Navy pensions)	1877			233 00
Do .....	1878			
Compensation to agents (Navy pensions)	1877			775 00
Do .....	1878	19	224	
Navy pension fund .....				( <sup>b</sup> ) 31,596 99
Totals Interior—Indians and pensions.				6,061,152 34
MILITARY ESTABLISHMENT.				
Pay of the Army .....	1871*			
Pay of the Army (reappropriated).	1871*			10,267 54
Pay of the Army (transfer account).	1871*			
Pay of the Army .....	1872			
Pay of the Army (reappropriated).	1872			35,009 76
Pay of the Army (transfer account)	1872			
Pay of the Army .....	1873			
Pay of the Army (reappropriated).	1873			44,776 00
Pay of the Army (transfer account)	1873			
Pay of the Army .....	1874			
Pay of the Army (reappropriated).	1874	19	372	
Pay of the Army (transfer account)	1874			
Pay and traveling and general expenses of the Army	1875			71,196 82
Do .....	1876			366,322 49
Do .....	1877			534,423 92
Do .....	1878	20	1	
Mileage (transfer account) .....	1873			
Subsistence of officers .....	1871*			
Subsistence of officers (transfer account).	1871*			
Carried forward .....				1,061,996 53

\*And prior years.

<sup>†</sup>Total repayments for the Interior Department, as per warrants issued, were \$378,267.43; to which add the following repayments, transferred by order of the Secretary of the Treasury, viz: From Military Establishment, \$64.97; from Naval Establishment, \$425,590.42; making a total of \$1,303,922.82.

unexpended June 30, 1877, &c.—Continued.

Appropriations for the fiscal year ending June 30, 1878.	Repayments made during the fiscal year 1878.	Aggregate available for the fiscal year ending June 30, 1878.	Payments during the fiscal year ending June 30, 1878.	Amounts carried to the surplus fund June 30, 1878.	Balances of appropriations, June 30, 1878.
\$5,728,653 15 7 25	\$169,223 27	\$9,829,745 64 7 25	\$4,798,523 66	\$428,260 12	\$4,602,961 86 7 25
25 48	1 07	25 48		1 07	25 48
	21 57	21 57		21 57	
	6 87	6 87	6 87		
2 53		2 53	2 53		
769 80		769 80			769 80
	751 09	754 09		754 09	
	180 00	180 00		180 00	
455 19		455 19			455 19
	7,525 10	7,525 10		7,525 10	
	613 93	613 93		613 93	
	110 00	110 00		110 00	
	6 93	6 93		6 93	
	1,267 73	1,267 73		1,267 73	
	800 05	800 05		800 05	
90		90			90
	(1) 64 97	64 97	64 97		
	949 23	949 23		949 23	
	3,797 59	1,598,982 30	3,547 63	1,595,434 67	
	337,350 76	762,759 91	8,957 86		753,802 05
27,325,000 00	314,796 58	27,639,796 58	26,751,874 50		887,922 03
	1,286 25	38,161 50			38,161 50
225,600 00	4,884 50	229,884 50	210,421 25		19,463 25
	2,585 46	36,341 46	182 35		36,159 11
235,000 00	13,813 23	248,813 23	241,432 00		7,381 23
	1,861 69	2,029 86	643 18		1,386 68
215,000 00	1,338 57	216,338 57	87,087 26		129,251 31
	56 46	56 46		56 46	
	50 97	50 97		50 97	
	77 76	3,680 61	75 25	3,605 36	
	1,188 21	2,828 21	659 70		2,168 51
99,409 58	(2) 438,335 98	537,745 56	534,283 53		3,462 03
		42 00			42 00
3,400 00	93 00	3,493 00	3,252 00		241 00
		233 00			233 00
2,600 00	809 00	3,409 00	3,310 00		99 00
		775 00			775 00
2,000 00	72 00	2,072 00	242 25		1,829 75
307 50		31,904 49			31,904 49
33,837,631 38	†1,303,922 82	41,202,706 54	32,644,566 79	2,039,637 28	6,518,502 47
	1,820 28	1,820 28		1,820 28	
	3,074 51	13,342 05	3,986 99	9,355 06	
	68,473 82	68,473 82	68,473 82		
	21,193 87	21,193 87		21,193 87	
		35,009 76	2,429 55	33,580 21	
	6,563 05	6,563 05	6,563 05		
	7,826 30	7,826 30		7,826 30	
		44,776 00	4,407 98	40,368 02	
	55,513 80	55,513 80	55,513 80		
	35,819 30	35,819 30		35,819 30	
2,529 40		2,529 40			2,529 40
	12 00	12 00	12 00		
	45,066 53	116,263 35	7,547 87	108,715 48	
	170,500 48	536,822 97	7,537 26	529,285 71	
	403,984 82	938,408 74	194,706 65		743,702 09
11,300,000 00	161,103 36	11,461,103 36	11,173,344 45		287,758 91
	31 60	31 60	31 60		
	533 92	533 92		533 92	
	483 01	483 01	483 01		
11,302,529 40	982,000 65	13,346,526 58	11,525,038 03	787,498 15	1,033,990 4)

(1) This repayment was transferred from "Transportation of the Army and its Supplies, 1875," Military Ledger.

(2) This repayment was \$12,745.56; to which add \$425,590.42, transferred from "Naval Pension Fund Interest," Navy Ledger; making a total of \$438,335.98.

(3) This balance was \$107,397.11; from which deduct \$75,800.12, transferred to "Naval Pension Fund Interest," Navy Ledger.

Statement exhibiting the balances of appropriations

Specific objects of appropriations.	Year.	Statutes.		Balances of appropriations, July 1, 1877.
		Vol.	Page or section.	
<b>MILITARY ESTABLISHMENT—Continued.</b>				
Brought forward .....				\$1,061,996 53
Pay in lieu of clothing to officers' servants (transfer account) .....	1871*			
Pay in lieu of clothing to officers' servants .....	1871*			
Pay to discharged soldiers for clothing not drawn .....	1871*			
Forage for officers' horses (transfer account) .....	1871*			
Pay of Military Academy .....	1876			11,065 56
Do .....	1877			15,601 53
Do .....	1878	19	380	
Bounty to volunteers, their widows and legal heirs .....	1871*			
Bounty to volunteers, their widows and legal heirs (transfer account) .....	1871*			
Bounty to volunteers, their widows and legal heirs (reappropriated) .....	1871*	20	126	
Collection and payment of bounty, prize money, and other claims of colored soldiers and sailors .....	1875			
Do .....	1876			
Do .....	1877			16,235 04
Do .....	1878	19	360	
Bounty to volunteers and regulars on enlistment (transfer account) .....	1871*			
Payment of expenses under reconstruction acts (transfer account) .....				
Pay of two and three year volunteers .....	1871*			
Pay of two and three year volunteers (reappropriated) .....	1871*			832,339 90
Pay of two and three year volunteers (transfer account) .....	1871*			
Subsistence of the Army .....	1871*			
Subsistence of the Army (transfer account) .....	1871*			
Subsistence of the Army (reappropriated) .....	1871*	20	127	72 00
Subsistence of the Army .....	1872			
Do .....	1873			
Do .....	1874			
Subsistence of the Army (reappropriated) .....	1874			
Subsistence of the Army .....	1875			
Subsistence of the Army (reappropriated) .....	1875	19	374	
Subsistence of the Army .....	1876			366 03
Do .....	1877			
Do .....	1878	20	1	
Regular supplies of the Quartermaster's Department .....	1871*			
Regular supplies of the Quartermaster's Department (reappropriated) .....	1871*	19	372	840 00
Regular supplies of the Quartermaster's Department (transfer account) .....	1871*			
Regular supplies of the Quartermaster's Department .....	1872			
Regular supplies of the Quartermaster's Department (reappropriated) .....	1872	19	372	
Regular supplies of the Quartermaster's Department .....	1873			
Regular supplies of the Quartermaster's Department (reappropriated) .....	1873			
Regular supplies of the Quartermaster's Department .....	1874			
Regular supplies of the Quartermaster's Department (reappropriated) .....	1874	19	373	
Regular supplies of the Quartermaster's Department (transfer account) .....	1874			
Regular supplies of the Quartermaster's Department .....	1875			
Regular supplies of the Quartermaster's Department (reappropriated) .....	1875			
Regular supplies of the Quartermaster's Department .....	1875			21,065 03
Do .....	1876			
Do .....	1876			376,073 27
Do .....	1877			5 00
Do .....	1878	20	1	
Incidental expenses of the Q. M. Dept. .....	1871*			
Incidental expenses of the Q. M. Dept. (reappropriated) .....	1871*	19	372	79 87
Incidental expenses of the Q. M. Dept. (transfer account) .....	1871*			
Incidental expenses of the Q. M. Dept. .....	1872			
Incidental expenses of the Q. M. Dept. (reappropriated) .....	1872			926 82
Do .....	1873			
Incidental expenses of the Q. M. Dept. (deficiency) .....	1874	19	365	
Incidental expenses of the Q. M. Dept. .....	1874			
Incidental expenses of the Q. M. Dept. (reappropriated) .....	1874	19	372	
Incidental expenses of the Q. M. Dept. .....	1875			
Incidental expenses of the Q. M. Dept. (reappropriated) .....	1875	19	373	
Incidental expenses of the Q. M. Dept. .....	1876			44,276 79
Do .....	1877			
Carried forward .....				2,380,943 37

\* And prior years.

unexpended June 30, 1877, &amp;c.—Continued.

Appropriations for the fiscal year ending June 30, 1878.	Repayments made during the fiscal year 1878.	Aggregate available for the fiscal year ending June 30, 1878.	Payments during the fiscal year ending June 30, 1878.	Amounts carried to the surplus fund June 30, 1878.	Balances of appropriations, June 30, 1878.
\$11,302,529 40	\$982,000 65	\$13,346,526 58	\$11,525,038 03	\$787,498 15	\$1,033,990 40
-----	31 80	31 80	31 80	-----	-----
-----	32 74	32 74	-----	32 74	-----
-----	2,689 01	2,689 01	-----	2,689 01	-----
-----	63 04	63 04	63 04	-----	-----
-----	741 55	11,807 11	-----	11,807 11	-----
-----	266 19	15,867 72	1,000 00	-----	14,867 72
224,179 00	51,038 25	224,179 00	195,000 00	-----	29,179 00
-----	983 34	983 34	983 34	51,038 25	-----
-----	-----	-----	-----	-----	-----
115,951 82	156,366 75	272,318 57	-----	156,366 75	115,951 82
-----	10,855 66	10,855 66	-----	10,855 66	-----
-----	4,731 27	4,731 27	-----	4,731 27	-----
-----	3,119 92	19,354 96	-----	-----	19,354 96
35,000 00	99,082 98	35,000 00	35,000 00	-----	-----
-----	-----	99,082 98	99,082 98	-----	-----
-----	150 00	150 00	150 00	-----	-----
-----	56,155 76	56,155 76	-----	56,155 76	-----
-----	2,264 47	834,604 37	115,451 17	719,153 20	-----
-----	59,330 96	59,330 96	59,330 96	-----	-----
-----	430 54	430 54	-----	430 54	-----
-----	189 14	189 14	189 14	-----	-----
5,818 71	42 25	5,890 71	-----	42 25	5,890 71
-----	-----	42 25	-----	-----	-----
1 90	2 06	1 90	-----	2 06	1 90
-----	-----	2 06	-----	-----	-----
1 90	1,428 17	1,428 17	-----	1,428 17	1 90
-----	-----	8 25	-----	-----	8 25
8 25	142 79	508 22	163 96	344 86	-----
-----	31,536 52	31,536 52	27,410 41	-----	4,126 11
2,670,000 00	128,760 30	2,798,760 30	2,798,760 30	-----	-----
-----	7,535 03	7,535 03	-----	7,535 03	-----
23,359 84	-----	24,199 84	-----	-----	24,199 84
-----	148 80	148 80	148 80	-----	-----
-----	9 00	9 00	-----	9 00	-----
366 10	-----	366 10	-----	-----	366 10
-----	1 00	1 00	-----	1 00	-----
682 59	-----	682 59	-----	-----	682 59
-----	2 79	2 79	-----	2 79	-----
504 95	-----	504 95	-----	-----	504 95
-----	70	70	70	-----	-----
-----	133 14	133 14	-----	133 14	-----
247 89	-----	247 89	-----	-----	247 89
-----	-----	21,065 03	32 75	21,032 28	-----
-----	10,262 02	326,335 29	615 59	385,719 70	-----
-----	107,827 73	107,832 73	11,174 70	-----	96,658 03
3,700,000 00	1,353 33	3,701,353 33	3,605,941 10	-----	95,412 23
-----	190 25	190 25	-----	190 25	-----
13,410 93	-----	13,490 80	79 87	-----	13,410 93
-----	43 88	43 88	43 88	-----	-----
-----	26 00	26 00	-----	26 00	-----
-----	-----	926 82	56 50	870 32	-----
2,385 51	-----	2,385 51	-----	-----	2,385 51
7,996 76	69 80	7,996 76	-----	69 80	7,996 76
-----	-----	477 49	-----	-----	477 49
477 49	485 55	485 55	-----	485 55	-----
-----	-----	2,691 75	-----	-----	2,691 75
2,691 75	2,973 95	47,250 74	6,981 00	40,269 74	-----
-----	9,144 79	9,144 79	5,472 66	-----	3,672 13
-----	-----	-----	-----	-----	-----
18,105,614 79	1,732,643 87	22,219,202 03	18,488,202 62	2,258,920 38	1,472,076 97

Statement exhibiting the balances of appropriations

Specific objects of appropriations.	Year.	Statutes.		Balances of appropriations, July 1, 1877.
		Vol.	Page or section.	
<b>MILITARY ESTABLISHMENT—Continued.</b>				
Brought forward .....				\$2,380,943 37
Incidental expenses of the Quartermaster's Department .....	1873	20	1	
Barracks and quarters (deficiency) .....	1871*			1,194 55
Barracks and quarters .....	1871*			
Barracks and quarters (reappropriated) .....	1871*	19	365	
Barracks and quarters .....	1872			
Barracks and quarters (reappropriated) .....	1872			3,525 27
Barracks and quarters .....	1873			
Barracks and quarters (reappropriated) .....	1873	19	373	
Do .....	1874	19	373	
Barracks and quarters .....	1875			7,718 25
Do .....	1876			25,199 29
Do .....	1877			
Do .....	1878	20	3	
Transportation of the Army and its supplies .....	1871*			
Transportation of the Army and its supplies (reappropriated) .....	1871*	19	373	
Transportation of the Army and its supplies (transfer account) .....	1871*			
Transportation of the Army and its supplies .....	1872			
Transportation of the Army and its supplies (reappropriated) .....	1872			44,716 43
Transportation of the Army and its supplies .....	1873			
Transportation of the Army and its supplies (reappropriated) .....	1873	19	373	
Transportation of the Army and its supplies (transfer account) .....	1873			
Transportation of the Army and its supplies .....	1874			
Transportation of the Army and its supplies (reappropriated) .....	1874	19	373	
Transportation of the Army and its supplies .....	1875			
Transportation of the Army and its supplies (transfer account) .....	1875			
Transportation of the Army and its supplies .....	1876			226,938 52
Do .....	1877	20	44	87,852 63
Do .....	1878	20	3	
Transportation of officers and their baggage .....	1871*			
Transportation of officers and their baggage (transfer account) .....	1871*			
Transportation of officers and their baggage (reappropriated) .....	1871*	19	365	
Horses for cavalry and artillery (deficiency) .....	1871*	20	118	
Horses for cavalry and artillery (reappropriated) .....	1871*	19	365	
Do .....	1872			36 00
Horses for cavalry and artillery .....	1876			8,356 51
Do .....	1877			
Do .....	1878	20	2	
Clothing, camp and garrison equipage .....	1871*			
Clothing, camp and garrison equipage (reappropriated) .....	1871*	20	127	30 50
Clothing, camp and garrison equipage (transfer account) .....	1871*			
Clothing, camp and garrison equipage .....	1872			
Clothing, camp and garrison equipage (transfer account) .....	1872			
Clothing, camp and garrison equipage .....	1873			
Clothing, camp and garrison equipage (reappropriated) .....	1873	20	127	
Clothing, camp and garrison equipage .....	1874			
Clothing, camp and garrison equipage (reappropriated) .....	1874	20	127	
Clothing, camp and garrison equipage .....	1875			
Clothing, camp and garrison equipage (transfer account) .....	1875			
Clothing, camp and garrison equipage .....	1876			172,767 06
Do .....	1877			83,784 26
Do .....	1878	20	3	
National cemeteries (deficiency) .....	1871*			
National cemeteries (reappropriated) .....	1871*	20	118	
National cemeteries (deficiency) .....	1872	20	118	
Do .....	1875	20	118	
National cemeteries .....	1876			
Do .....	1877			
Do .....	1878	20	4	
Pay of superintendents of national cemeteries .....	1877			4
Do .....	1878	20	4	
Headstones for graves in national cemeteries (under contract) .....	1874	18	110	
Headstones for graves in national cemeteries .....	1874			
Carried forward .....				3,043,062 66

\* And prior years.



unexpended June 30, 1877, &amp;c.—Continued.

Appropriations for the fiscal year ending June 30, 1878.	Repayments made during the fiscal year 1878.	Aggregate available for the fiscal year ending June 30, 1878.	Payments during the fiscal year ending June 30, 1878.	Amount carried to the surplus fund June 30, 1878.	Balances of appropriations, June 30, 1878.
\$18,105,614 79	\$1,732,643 87	\$22,219,202 03	\$18,488,202 68	\$2,258,920 38	\$1,472,078 97
800,000 00	10 20	800,010 20	791,992 42		8,087 78
33,433 44		34,627 99	1,194 55		33,433 44
27 12	69 18	69 18		69 18	27 12
268 80	42 20	42 20		42 20	
1,742 00	1 20	3,794 07		3,525 27	268 80
30 00		1 20		1 20	
	684 00	1,742 00	1,742 00		30 00
	6,996 63	30 00		8,402 25	
	9,053 99	8,402 25		30,652 62	871 79
1,100,000 00	11,761 15	32,195 92	671 52		7,510 69
82,969 93	2,403 07	9,053 99	1,543 30		15,079 60
	153 38	1,111,761 15	1,096,681 55	2,403 07	82,969 93
	110 73	2,403 07			
	47 01	82,969 93	153 38		
291 32	18 02	153 38			
	622 13	110 73			
42,860 17	952 41	44,716 43	218 97	44,497 46	42,860 17
	(f)	47 01		47 01	
		281 32	18 02		281 32
		18 02			
		622 13		622 13	
		42,860 17		952 41	
		952 41			
		240,274 57	228,612 53	11,662 04	
1,200,000 00	13,336 05	3,333,273 98	705,264 36		628,009 62
4,200,000 00	45,421 33	4,200,848 33	4,187,421 59	48 49	13,426 74
	848 33	48 49			
	2,970 34	2,970 34	2,970 34		
923 17		923 17			923 17
9,902 86		9,902 86			9,902 86
395 00		395 00			395 00
	10 00	36 00		8,366 51	36 00
	5,748 11	8,366 51			5,748 11
200,000 00	4,585 03	5,748 11	191,825 84		12,759 19
	725 98	204,585 03		725 98	
58 05		725 98			88 55
	21 92	88 55			
	8 14	21 92	21 92		
	2 80	8 14		8 14	
239 82	126 60	2 80	2 80	126 60	239 82
	4 41	126 60			
11 35		239 82		4 41	11 35
	839 23	4 41			
	91 98	11 35		839 23	
	326 30	839 23	91 98		
900,000 00	83,822 80	173,093 36	173,093 36		68,263 10
181 36	56,947 73	167,607 06	99,343 96		253,879 60
2 49		956,947 73	703,068 13		181 36
76 00		181 36			2 49
18 00		2 49			76 00
	285 59	76 00			18 00
	1,642 93	18 00		285 59	
125,000 00		1,642 93	1,641 68		1 25
	342 69	125,000 00	85,775 98		39,224 02
59,000 00		342 69			342 69
19,000 00		59,000 00	55,671 83		3,328 17
	39 17	19,000 00	19,000 00		
		39 17		39 17	
26,882,035 67	1,983,765 12	31,908,863 45	26,663,061 33	2,545,445 43	2,700,356 69

† Repayment (\$64.97) was transferred to "Army Pensions, 1875, transfer account," Interior (Indian and Pensions) Ledger:

## Statement exhibiting the balances of appropriations

Specific objects of appropriations.	Year.	Statutes.		Balances of appropriations, July 1, 1877.
		Vol.	Page or section.	
<b>MILITARY ESTABLISHMENT—Continued.</b>				
Brought forward .....				\$3,043,082 66
Erection of headstones in national cemeteries .....	1876			69,034 48
Protection of the river banks at Fort Brown, Tex .....				2,000 00
Medical and Hospital Department .....	1871*			
Medical and Hospital Department (reappropriated) .....	1871*	20	126	68 25
Medical and Hospital Department (transfer account) .....	1871*			
Medical and Hospital Department (reappropriated) .....	1872	20	136	
Medical and Hospital Department .....	1873			
Medical and Hospital Department (transfer account) .....	1873*			165,190 52
Medical and Hospital Department .....	1874			
Medical and Hospital Department (transfer account) .....	1874			
Medical and Hospital Department .....	1875			
Medical and Hospital Department (reappropriated) .....	1875	20	126	
Medical and Hospital Department .....	1876			79 17
Do .....	1877			2,436 88
Do .....	1878	20	3	
Artificial limbs .....	1877			2,947 00
Do .....	1878	19	360	
Artificial limbs (Army pensions) .....	1877			
Artificial limbs (Navy pensions) .....	1877			
Appliances for disabled soldiers .....	1877			3,000 00
Do .....	1878	19	360	
Construction and repair of hospitals .....	1876			3,405 32
Do .....	1877			1 18
Do .....	1878	20	3	
Medical Museum and Library .....	1878	20	3	
Medical and Surgical History .....	1873			
Do .....	1875			
Do .....	1878	19	360	
Providing for the comfort of sick and discharged soldiers .....	1871*			
Ordnance service (transfer account) .....	1871*			
Ordnance service (deficiency) .....	1871*	20	118	
Ordnance service .....	1871*			
Ordnance service (transfer account) .....	1872			
Ordnance service .....	1876			498 62
Do .....	1877			
Do .....	1878	20	3	
Ordnance, ordnance stores and supplies .....	1871*			
Ordnance, ordnance stores and supplies (transfer account) .....	1871*			
Do .....	1872			
Do .....	1873			
Ordnance, ordnance stores and supplies .....	1874			
Ordnance, ordnance stores and supplies (transfer account) .....	1874			
Ordnance, ordnance stores and supplies .....	1875			
Ordnance, ordnance stores and supplies (transfer account) .....	1875			
Ordnance, ordnance stores and supplies .....	1876			8,995 12
Do .....	1877			430 52
Do .....	1878	20	3	
Ordnance material, proceeds of sale .....	1878	18	388	376,523 55
Manufacture of arms at national armories .....	1876			1 00
Do .....	1878	20	4	
Conversion and rifling of heavy ordnance .....	1876			
Tests of heavy rifled ordnance (transfer account) .....	1874			
Tests with iron and steel .....	1876			6,299 48
Arming and equipping the militia .....		R. S.	1661	9,119 07
Repairs of arsenals .....	1876			12 98
Do .....	1877			
Do .....	1878	19	358	
Springfield Armory, Springfield, Mass .....	1878	19	358	
Rock Island Arsenal, Rock Island, Ill. ....	1878	19	858	
Indianapolis Arsenal .....	1878	20	13	
Contingencies of arsenals (transfer account) .....	1872			
Armament of fortifications .....	1877			
Do .....	1878	19	391	
Current and ordinary expenses of the Military Academy .....	1875			
Do .....	1876			114 71
Do .....	1878	19	381	
Miscellaneous items and incidental expenses Military Academy .....	1876			457 95
Do .....	1877			
Do .....	1878	19	381	
Buildings and grounds Military Academy .....	1876			97
Buildings and grounds .....	1878	19	383	
Carried forward .....				3,693,672 43

\* And prior years.

unexpended June 30, 1877, &c.—Continued.

Appropriations for the fiscal year ending June 30, 1878.	Repayments made during the fiscal year 1878.	Aggregate available for the fiscal year ending June 30, 1878.	Payments during the fiscal year ending June 30, 1878.	Amounts carried to the surplus fund June 30, 1878-	Balances of appropriations, June 30, 1878.
\$26,882,035 67	\$1,963,765 12	\$31,908,863 45	\$26,663,061 33	\$2,545,445 43	\$2,700,356 69
	802 41	69,034 48	69,034 48		
	123 04	2,802 41	2,802 41		
1,897 08	54 05	1,965 33		123 04	1,965 33
134 55	16,000 00	54 05	54 05		134 55
	2,839 40	16,000 00		16,000 00	
	34 12	165,190 52			165,190 52
	305 13	2,839 40	34 12	2,839 40	
198 00	198 00	305 13		305 13	198 00
	204 70	276 87	137 85	139 22	
	229 15	2,666 03	2,666 03		
200,000 00	312 50	200,312 50	187,471 81		12,840 69
		2,947 00	2,425 15		521 85
100,000 00		100,000 00	99,967 70		32 30
	3 85	3 85			3 85
	21 00	21 00			21 00
		3,000 00			3,000 00
3,000 00		3,000 00	3,000 00		
	29 92	3,435 24		3,435 24	
	2,312 07	2,313 25			2,313 25
50,000 00	288 50	50,288 50	50,261 69		26 81
10,000 00		16,000 00	10,000 00		
	1,559 39	1,559 39		1,559 39	
	2,432 82	2,432 82		2,432 82	
25,000 00		25,000 00	20,000 00		5,000 00
	7,644 10	7,644 10		7,644 10	
	77 66	77 66	77 66		
102 75		102 75			102 75
	54 78	54 78		54 78	
	8 79	8 79	8 79		
	16 20	514 82		514 82	
	86 52	86 52			86 52
100,000 00	981 20	100,981 20	100,981 20		
	107 41	107 41		107 41	
	73,927 75	73,927 75	73,927 75		
	12 41	12 41			
	186 82	186 82			
	166 95	166 95		116 95	50 00
	659 58	659 58	659 58		
	143 52	143 52		143 52	
	428 61	428 61			
	329 53	9,324 65		9,312 37	
	914 53	1,345 05	1,294 78		50 27
315,000 00	178 00	315,178 00	315,106 00		72 00
11,902 20	3 21	388,488 96	75,000 00		313,488 96
		1 00		1 00	
100,000 00		100,000 00	100,000 00		
	4,183 52	4,183 52		4,183 52	
	2,313 89	2,313 89	2,313 89		
	59	6,300 07		6,300 07	
200,000 00	27,862 94	236,982 01	166,809 15		70,172 86
	46 24	12 98		12 98	
	497 15	46 24			46 24
30,000 00		36,497 15	30,460 55		36 60
10,000 00		10,000 00	10,000 00		
125,000 00		125,000 00	125,000 00		
6,004 48		6,004 48	6,004 48		
	75 69	75 69			
	20 59	20 59			
175,000 00		175,000 00	165,906 00		20 59
	2,407 71	2,407 71		2,407 71	9,094 00
		114 71		114 71	
46,105 00		46,105 00	46,105 00		
		457 95		457 95	
	215 86	215 86			215 86
14,620 00		14,620 00	14,620 00		
		97		97	
1,700 00		1,700 00	1,700 00		
28,407,759 73	2,134,868 92	34,236,301 08	28,347,607 82	2,603,652 53	3,285,040 73

Statement exhibiting the balances of appropriations

Specific objects of appropriations.	Year.	Statutes.		Balances of appropriations, July 1, 1877.
		Vol.	Page or section.	
MILITARY ESTABLISHMENT—Continued.				
Brought forward .....				\$3,693,672 43
Fort Scammel, Me .....				
Batteries in Portsmouth Harbor, N. H. ....				
Battery at Finn's Point, Delaware River, N. J. ....				
Fort at Lazaretto Point, Md .....				13,000 00
Fort Brown, Tex .....				25,000 00
Fort Duncan, Tex .....				10,000 00
Ringgold Barracks, Tex .....				10,000 00
Fort at Alcatraz Island, Cal .....				300 00
Preservation and repair of fortifications .....	1877			
Do .....	1878	19	391	
Purchase of sites for sea-coast defenses .....				45,944 16
Construction of sea-coast mortar batteries (reappropriated) .....				
Engineer depot at Willets Point .....	1878	20	3	
Exploration and survey of the Territories west of the 100th } meridian. ....	1878	}	}	37,000 00
	1878			
Torpedoes for harbor defenses .....		19	392	
Contingencies of fortifications .....				638 75
Surveys for military defenses .....	1876			10,560 00
Improving harbor at—				
Portland, Me .....				42,000 00
Belfast, Me .....				4,000 00
Swanton, Vt .....				2,000 00
Burlington, Vt .....				14,000 00
Boston, Mass .....				30,000 00
Fall River, Mass .....				10,000 00
New Bedford, Mass .....				10,000 00
Provincetown, Mass .....				1,000 00
Bridgeport, Conn .....				6,000 00
Southport, Conn .....				2,000 00
Dunkirk, N. Y .....				15,500 00
Wilson, N. Y .....				8,000 00
Great Sodus Bay, N. Y .....				3,000 00
Little Sodus Bay, N. Y .....				3,000 00
Pultneyville, N. Y .....				1,000 00
Port Chester, N. Y .....	1878			2,200 00
Oswego, N. Y .....				50,000 00
Rondout, N. Y .....				23,500 00
Buffalo, N. Y .....				40,000 00
Port Jefferson, N. Y .....				2,000 00
Erie, Pa .....				25,000 00
Marcus Hook, Pa .....				6,162 12
Improving ice harbor at New Castle, Del .....				6,000 00
Improving harbor at—				
Wilmington, Del .....				3,500 00
Baltimore, Md .....				30,000 00
Norfolk, Va .....				30,000 00
Charlestown, S. C .....				7,000 00
Savannah, Ga .....				32,000 00
Mobile, Ala .....				752 00
Galveston, Tex .....				25,000 00
Toledo, Ohio .....				47,500 00
Sandusky City, Ohio .....				12,500 00
Ashtabula, Ohio .....				5,006 00
Breakwater at Cleveland, Ohio .....				30,000 00
Improving harbor at—				
Eagle Harbor, Mich .....				7,400 00
Ontonagon, Mich .....				9,000 00
Charlevoix, Mich .....				7,000 00
Frankfort, Mich .....				3,000 00
Manistee, Mich .....				12,000 00
Ludington, Mich .....				8,000 00
White River, Mich .....				2,000 00
Muskegon, Mich .....				15,000 00
Pewtwater, Mich .....				8,000 00
Grand Haven, Mich .....				8,000 00
Black Lake, Mich .....				10,000 00
Saint Joseph, Mich .....				8,500 00
Harbor of refuge, Lake Huron, Mich .....				50,949 25
Improving harbor at—				
South Haven, Mich .....				5,000 00
New Buffalo, Mich .....				5,000 00
Cheboygan, Mich .....				5,000 00
Thunder Bay, Mich .....				4,500 00
Carried forward .....				4,544,084 71

unexpended June 30, 1877, &c.—Continued.

Appropriations for the fiscal year ending June 30, 1878.	Repayments made during the fiscal year 1878.	Aggregate available for the fiscal year ending June 30, 1878.	Payments during the fiscal year ending June 30, 1878.	Amounts carried to the surplus fund, June 30, 1878.	Balances of appropriations, June 30, 1878.
\$38,407,759 73	\$2,134,868 92	\$34,236,361 08	\$28,347,607 82	\$2,603,652 53	\$3,285,040 73
-----	181 30	181 30	-----	-----	181 30
-----	76 00	76 00	-----	-----	76 00
-----	12 73	12 73	-----	-----	-----
-----	-----	13,000 00	-----	-----	13,000 00
-----	-----	25,000 00	-----	-----	25,000 00
-----	-----	10,000 00	-----	-----	10,000 00
-----	-----	10,000 00	-----	-----	10,000 00
-----	-----	300 00	-----	-----	300 00
-----	721 20	721 20	-----	-----	721 20
100,000 00	1,145 99	101,145 99	101,145 99	-----	-----
-----	-----	45,944 16	-----	-----	45,944 16
301 50	-----	301 50	-----	-----	301 50
2,500 00	-----	2,500 00	2,500 00	-----	-----
-----	-----	37,000 00	37,000 00	-----	-----
50,000 00	-----	50,000 00	50,000 00	-----	-----
-----	2,578 09	3,216 84	638 75	-----	2,578 09
-----	49 14	10,609 14	10,609 14	-----	-----
-----	-----	42,000 00	1,000 00	-----	41,000 00
-----	-----	4,000 00	4,000 00	-----	-----
-----	-----	2,000 00	-----	-----	2,000 00
-----	-----	14,000 00	14,000 00	-----	-----
-----	-----	30,000 00	18,000 00	-----	12,000 00
-----	-----	10,000 00	10,000 00	-----	-----
-----	-----	10,000 00	10,000 00	-----	-----
-----	-----	1,000 00	1,000 00	-----	-----
-----	-----	6,000 00	6,000 00	-----	-----
-----	-----	2,000 00	2,000 00	-----	-----
-----	-----	15,500 00	15,500 00	-----	-----
-----	-----	8,000 00	8,000 00	-----	-----
-----	-----	3,000 00	3,000 00	-----	-----
-----	-----	3,000 00	3,000 00	-----	-----
-----	-----	1,000 00	1,000 00	-----	-----
-----	-----	2,200 00	250 00	-----	1,950 00
-----	-----	50,000 00	50,000 00	-----	-----
-----	-----	23,500 00	17,500 00	-----	6,000 00
-----	-----	40,000 00	30,000 00	-----	10,000 00
-----	-----	2,000 00	2,000 00	-----	-----
-----	-----	25,000 00	10,000 00	-----	15,000 00
-----	180 79	6,342 91	2,842 91	-----	3,500 00
-----	4,815 48	10,815 48	10,815 48	-----	-----
-----	3,759 90	7,259 90	7,259 90	-----	-----
-----	-----	30,000 00	30,000 00	-----	-----
-----	-----	30,000 00	30,000 00	-----	-----
-----	-----	7,000 00	6,000 00	-----	1,000 00
-----	-----	32,000 00	32,000 00	-----	-----
-----	-----	752 00	752 00	-----	-----
-----	13 44	25,013 44	25,013 44	-----	-----
-----	-----	47,500 00	47,500 00	-----	-----
-----	-----	12,500 00	12,500 00	-----	-----
-----	-----	5,006 00	5,006 00	-----	-----
-----	-----	30,000 00	10,000 00	-----	20,000 00
-----	-----	7,400 00	7,400 00	-----	-----
-----	-----	9,000 00	9,000 00	-----	-----
-----	-----	7,000 00	7,000 00	-----	-----
-----	-----	3,000 00	3,000 00	-----	-----
-----	-----	12,000 00	10,000 00	-----	2,000 00
-----	-----	8,000 00	8,000 00	-----	-----
-----	-----	2,000 00	2,000 00	-----	-----
-----	-----	15,000 00	12,000 00	-----	3,000 00
-----	-----	8,000 00	7,000 00	-----	1,000 00
-----	-----	8,000 00	8,000 00	-----	-----
-----	-----	10,000 00	10,000 00	-----	-----
-----	-----	8,500 00	7,500 00	-----	1,000 00
-----	-----	50,949 25	50,949 25	-----	-----
-----	-----	5,000 00	5,000 00	-----	-----
-----	-----	5,000 00	-----	-----	5,000 00
-----	-----	5,000 00	5,000 00	-----	-----
-----	564 64	5,064 64	4,500 00	-----	564 64
28,560,561 23	2,148,967 62	35,253,613 56	29,131,603 41	2,603,652 53	3,518,157 62

## Statement exhibiting the balances of appropriations

Specific objects of appropriations.	Year.	Statutes.		Balances of appropriations, July 1, 1877.
		Vol.	Page or section.	
<b>MILITARY ESTABLISHMENT—Continued.</b>				
Brought forward.....				\$4,544,084 71
Improving harbor at—				
Chicago, Ill.....				1,000 00
Calumet, Ill.....				2,000 00
Ahepee, Wis.....				4,000 00
Racine, Wis.....				3,000 00
Port Washington, Wis.....				5,000 00
Milwaukee, Wis.....				11,000 00
Kenosha, Wis.....				2,850 00
Duluth, Minn.....				7,850 00
Burlington, Iowa.....				5,000 00
Fort Madison, Iowa.....				5,000 00
San Francisco, Cal.....				1,500 25
Oakland, Cal.....				60,000 00
Improving Saint Croix River, Maine.....				34,000 00
Improving Penobscot River, Maine.....				20,000 00
Improving Kennebec River, Maine.....				10,000 00
Improving Cochecho River, New Hampshire.....				6,000 00
Breakwater at Block Island, Rhode Island.....				40,000 00
Improving Little Narragansett Bay, Rhode Island and Connecticut.....				5,000 00
Improving Connecticut River, Connecticut.....				32,000 00
Improving Hudson River, New York.....				35,000 00
Improving East Chester Creek, New York.....				25,000 00
Removing obstructions in East River at Hell Gate, New York.....				120,000 00
Improving channel between Staten Island and New Jersey.....				10,000 00
Improving Passaic River, New Jersey.....				7,500 00
Improving Schuylkill River, Pennsylvania.....				9,500 00
Improving Delaware River below Petty's Island.....				17,500 00
Constructing piers in Delaware River, near Lewes, Del.....				10,000 00
Improving Wicomico River, Maryland.....				2,000 00
Improving Appomattox River, Virginia.....				10,000 00
Improving James River, Virginia.....				15,000 00
Improving Nansemond River, Virginia.....				3,000 00
Improving New River, Virginia.....				15,000 00
Improving Elizabeth River, Virginia.....				3,000 00
Improving Little Kanawha River, West Virginia.....				7,300 00
Improving Great Kanawha River, West Virginia.....				415,000 00
Improving Cape Fear River, North Carolina.....				82,500 00
Improving French Broad River, North Carolina.....				7,000 00
Improving Pamlico River, North Carolina.....				10,000 00
Improving Chatahoochie and Flint Rivers, Georgia.....				25,000 00
Improving Etowah River, Georgia.....				10,000 00
Improving Coosa River, Georgia and Alabama.....				30,000 00
Improving Ocmulgee River, Georgia.....				15,000 00
Improving Apalachicola River, Florida.....				2,000 00
Improving Yazoo River, Mississippi.....				6,400 00
Removing raft in Red River, Louisiana.....	20	153		
Improving mouth of Mississippi River.....				15,000 00
Improving Mississippi River.....				73,000 00
Improving Mississippi River above the Falls of Saint Anthony.....				10,000 00
Improving the Upper Mississippi River.....	20	153		15,000 00
Improving Mississippi, Missouri, and Arkansas Rivers.....				30,200 00
Improving Sabine Pass, Texas.....				38,000 00
Improving ship channel, Galveston Bay, Texas.....				72,000 00
Improving Cypress Bayou, Texas.....				2,400 00
Improving Pass Cavallo, Texas.....				20,000 00
Improving Ouachita River, Arkansas and Louisiana.....				3,200 00
Improving White River, Arkansas.....				8,800 00
Improving channel of Mississippi River opposite Saint Louis, Mo.....				4,600 00
Improving Tennessee River, Tennessee.....				400,000 00
Improving Cumberland River, Tennessee.....				27,000 00
Improving Hiawasee River, Tennessee.....				6,000 00
Improving Illinois River, Illinois.....				20,000 00
Improving Wabash River, Indiana.....				75,000 00
Removal of bar in Mississippi River opposite Dubuque, Iowa.....				13,500 00
Improving Des Moines Rapids, Mississippi River.....				65,000 00
Improving Rock Island Rapids, Mississippi River.....				10,000 00
Improving the Ohio River.....				175,000 00
Improving Falls of the Ohio River and Louisville Canal.....				75,000 00
Improving Saginaw River, Michigan.....				292 89
Improving Au Sable River, Michigan.....				1,000 00
Improving Saint Clair Flats Canal, Michigan.....				
Carried forward.....				6,863,977 85

unexpended June 30, 1877, &c.—Continued.

Appropriations for the fiscal year ending June 30, 1878.	Repayments made during the fiscal year 1878.	Aggregate available for the fiscal year ending June 30, 1878.	Payments during the fiscal year ending June 30, 1878.	Amounts carried to the surplus fund June 30, 1878.	Balances of appropriations, June 30, 1878.
\$28,560,561 23	\$2,148,967 62	\$35,253,613 56	\$29,131,803 41	\$2,603,652 53	\$3,518,157 62
.....	.....	1,000 00	1,000 00	.....	.....
.....	.....	8,000 00	8,000 00	.....	.....
.....	.....	4,000 00	4,000 00	.....	.....
.....	.....	3,000 00	3,000 00	.....	.....
.....	.....	5,000 00	5,000 00	.....	.....
.....	.....	11,000 00	11,000 00	.....	.....
.....	.....	2,850 00	2,850 00	.....	.....
.....	.....	7,850 00	4,350 00	.....	3,500 00
.....	.....	5,000 00	5,000 00	.....	.....
.....	.....	5,000 00	5,000 00	.....	.....
.....	.....	1,500 25	.....	.....	1,500 25
.....	.....	60,000 00	41,000 00	.....	19,000 00
.....	.....	34,000 00	.....	.....	34,000 00
.....	.....	20,000 00	20,000 00	.....	.....
.....	.....	10,000 00	10,000 00	.....	.....
.....	.....	6,000 00	6,000 00	.....	.....
.....	.....	40,100 00	40,000 00	.....	.....
.....	.....	5,000 00	5,000 00	.....	.....
.....	.....	32,000 00	10,000 00	.....	22,000 00
.....	.....	35,000 00	35,000 00	.....	.....
.....	.....	25,000 00	25,000 00	.....	.....
.....	.....	120,000 00	95,000 00	.....	25,000 00
.....	.....	10,000 00	.....	.....	10,000 00
.....	.....	7,500 00	7,500 00	.....	.....
.....	2,479 39	11,979 39	11,979 39	.....	.....
.....	2,007 68	19,507 68	19,507 68	.....	.....
.....	1,619 77	11,619 77	11,619 77	.....	.....
.....	.....	2,000 00	2,000 00	.....	.....
.....	.....	10,000 00	10,000 00	.....	.....
.....	.....	15,000 00	15,000 00	.....	.....
.....	.....	3,000 00	3,000 00	.....	.....
.....	.....	15,000 00	15,000 00	.....	.....
.....	.....	3,000 00	3,000 00	.....	.....
.....	.....	7,300 00	7,300 00	.....	.....
.....	.....	415,000 00	195,000 00	.....	220,000 00
.....	.....	82,500 00	82,500 00	.....	.....
.....	.....	7,000 00	7,000 00	.....	.....
.....	.....	10,000 00	10,000 00	.....	.....
.....	.....	25,000 00	25,000 00	.....	.....
.....	.....	10,000 00	1,000 00	.....	9,000 00
.....	.....	30,000 00	19,000 00	.....	11,000 00
.....	.....	15,000 00	15,000 00	.....	.....
.....	.....	2,000 00	2,000 00	.....	.....
.....	.....	6,400 00	6,400 00	.....	.....
6,000 00	.....	6,000 00	6,000 00	.....	.....
.....	.....	15,000 00	15,000 00	.....	.....
.....	.....	79,000 00	79,000 00	.....	.....
.....	.....	10,000 00	5,000 00	.....	5,000 00
.....	.....	15,000 00	15,000 00	.....	.....
40,000 00	.....	70,200 00	70,200 00	.....	.....
.....	.....	38,000 00	38,000 00	.....	.....
.....	.....	72,000 00	.....	.....	72,000 00
.....	.....	2,400 00	2,400 00	.....	.....
.....	.....	20,000 00	.....	.....	20,000 00
.....	.....	3,200 00	3,200 00	.....	.....
.....	.....	8,800 00	8,800 00	.....	.....
.....	.....	4,600 00	4,600 00	.....	.....
.....	.....	400,000 00	185,000 00	.....	215,000 00
.....	.....	27,000 00	27,000 00	.....	.....
.....	.....	6,000 00	6,000 00	.....	.....
.....	.....	20,000 00	20,000 00	.....	.....
.....	.....	75,000 00	33,000 00	.....	42,000 00
.....	.....	13,500 00	13,500 00	.....	.....
.....	.....	65,000 00	65,000 00	.....	.....
.....	.....	10,000 00	10,000 00	.....	.....
.....	.....	175,000 00	101,200 00	.....	73,800 00
.....	.....	75,000 00	50,000 00	.....	25,000 00
.....	.....	292 89	292 89	.....	.....
.....	.....	1,000 00	.....	.....	1,000 00
.....	35 00	35 00	35 00	.....	.....
28,606,561 23	2,155,109 46	37,625,648 54	30,695,038 14	2,603,652 53	4,326,957 87

## Statement exhibiting the balances of appropriations

Specific objects of appropriations.	Year.	Statutes.		Balances of appropriations, July 1, 1877.
		Vol.	Page or section.	
MILITARY ESTABLISHMENT—Continued.				
Brought forward .....				\$6,863,977 85
Improving Saint Mary's River and Saint Mary's Falls Canal, Michigan.....				389,038 00
Improving Fox and Wisconsin Rivers, Wisconsin.....				100,000 00
Improving Chippewa River, Wisconsin .....				5,000 00
Dredging Superior Bay, Wisconsin .....				1,500 00
Improving the Falls of Saint Anthony, Minnesota.....				29,000 00
Preservation of the Falls of Saint Anthony and navigation of the Mississippi River.....				1,000 00
Construction of lock and dam on Mississippi River at Meeker's Island, Minnesota.....				25,000 00
Improving Minnesota River, Minnesota.....				5,000 00
Improving Red River of the North.....				5,000 00
Improving Lower Willamette and Columbia Rivers, Oregon.....				16,000 00
Improving Upper Willamette River, Oregon .....				4,004 76
Improving Umpqua River, Oregon .....				4,685 89
Constructing canal around the Cascades of Columbia River, Oregon.....				84,000 00
Improving San Joaquin River, California.....				18,000 00
Construction of jetties and other works at South Pass, Mississippi River.....	1874	19	358	
Repair, preservation, extension, and completion of river and harbor works.....				30,005 06
Repairs of harbors on the Northern lakes .....				6,394 39
Examination and surveys on Pacific coast .....				9,984 23
Examination and surveys on Western and Northwestern Rivers (reappropriated).....	1874	20	125	
Surveys of Union Pacific and Central Pacific Railways between Council Bluffs, Iowa, and San Francisco, Cal.....				2,218 45
Surveys of Northern and Northwestern lakes .....	1874			
Do.....	1875			
Do.....	1877			
Do.....	1878			96,000 00
Examinations, surveys, and contingencies of rivers and harbors.....	1878	20	159	52,909 57
Operating the Des Moines Rapids Canal.....	1871*			
Contingencies of the Army (transfer account).....	1872			363,279 68
Do.....	1875			
Contingencies of the Army .....	1876			46,009 32
Do.....	1877			25,984 25
Do.....	1878	20	3	
Secret-service fund (transfer account).....	1872*			21,063 31
Expenses of recruiting (transfer account).....	1871*			
Expenses of recruiting (reappropriated).....	1871*			162 56
Do.....	1871*			
Expenses of recruiting .....	1875			
Do.....	1876			33,953 18
Do.....	1877			40,947 79
Do.....	1878	20	1	
Expenses of Commanding General's Office.....	1876			701 29
Do.....	1877			
Do.....	1878	20	1	
Contingencies of the Adjutant-General's Department.....	1876			6 38
Do.....	1877			
Do.....	1878	20	1	
Signal Service.....	1874			
Do.....	1875			
Do.....	1876			8 00
Do.....	1877			
Do.....	1878	20	1	
Observation and report of storms.....	1875			
Do.....	1876			3 00
Do.....	1877			
Do.....	1878	19	359	
Expenses of military convicts (reappropriated).....	1872	20	126	
Do.....	1873	20	126	
Do.....	1874	20	126	
Expenses of military convicts (transfer account).....	1874			
Expenses of military convicts.....	1876			24,674 49
Do.....	1877			5,903 93
Do.....	1878	19	360	
Reimbursing the State of Kentucky for expenses in suppressing the rebellion.....				320,620 62
Carried forward .....				8,632,036 00

\* And prior years.



unexpended June 30, 1877, &c.—Continued.

Appropriations for the fiscal year ending June 30, 1878.	Repayments made during the fiscal year 1878.	Aggregate available for the fiscal year ending June 30, 1878.	Payments during the fiscal year ending June 30, 1878.	Amounts carried to the surplus fund June 30, 1878.	Balances of appropriations, June 30, 1878.
\$28,606,561 23	\$2,155,109 46	\$37,625,648 54	\$30,695,038 14	\$2,603,652 53	\$4,326,957 87
		389,038 00	274,038 00		115,000 00
		100,000 00	75,000 00		25,000 00
		5,000 00	5,000 00		
		1,500 00			1,500 00
		29,000 00	20,000 00		9,000 00
		1,000 00			1,000 00
		25,000 00			25,000 00
		5,000 00	5,000 00		
		5,000 00	5,000 00		
		16,000 00	10,000 00		6,000 00
		4,004 76	4,004 76		
		4,685 89			4,685 89
		84,000 00	12,000 00		72,000 00
		18,000 00	18,000 00		
1,000,000 00		1,000,000 00	1,000,000 00		
		30,005 06	30,005 06		
		6,394 39	2,380 04		4,014 35
		9,984 23	3,577 78		6,406 45
334 40		334 40			334 40
		2,218 45	280 00		1,938 45
	1,606 01	1,606 01		1,006 01	
	264 23	264 23		264 23	
	12,491 67	108,491 67	108,491 67		
		52,909 57	21,529 12		31,380 45
7,500 00		7,500 00	7,500 00		
	9,020 62	9,020 62	9,020 62		
	5,556 94	368,836 62	5,556 94		363,279 68
	403 09	403 09		403 09	
	1 25	46,010 57	1,880 36	44,130 21	
	105 81	26,090 06	7,890 51		18,399 55
40,000 00		40,000 00	19,071 00		20,929 00
		21,063 31	42 76		21,020 55
	1,161 55	1,161 55	1,161 55		
	604 22	162 56	138 81	23 75	
	6 15	604 22		604 22	
	126 06	6 15		6 15	
	4,083 43	34,079 24	448 00	33,631 24	
75,000 00	49 34	45,031 22	76 97		44,954 25
		75,049 34	55,283 11		19,766 23
	321 51	701 29		701 29	
2,500 00		321 51			321 51
		2,500 00	2,500 00		
	17 87	6 38		6 38	
3,000 00		17 87			17 87
		3,000 00	3,000 00		
	25	25		25	
	1 33	1 33		1 33	
	35 83	43 83		43 83	
	7 50	7 50			7 50
10,500 00		10,500 00	10,500 00		
	29 90	29 90		29 90	
	23 08	26 08		26 08	
	27 81	27 81			
300,000 00	3 50	300,003 50	300,003 50		
		138 88			138 88
		238 00			238 00
		238 00			238 00
	151 50	238 00			238 00
		151 50	151 50		
		24,674 49		24,674 49	
		5,903 93	1,317 89		4,586 04
15,000 00		15,000 00	9,970 77		5,029 23
		320,620 62		320,620 62	
30,661,010 51	2,191,209 91	40,884,256 42	32,724,686 67	3,030,425 60	5,129,144 15

## Statement exhibiting the balances of appropriations

Specific objects of appropriations.	Year.	Statutes.		Balances of appropriations, July 1, 1877.
		Vol.	Page or section.	
<b>MILITARY ESTABLISHMENT—Continued.</b>				
Brought forward .....				\$8,632,036 00
Refunding to States expenses incurred in raising volunteers.	1876			107,324 61
Collecting, drilling, and organizing volunteers.	1871*			
Collecting, drilling, and organizing volunteers (reappropriated)	1871*			
Collecting, drilling, and organizing volunteers (transfer account).	1871*			
Draft and substitute fund .....	1871*			
Draft and substitute fund (transfer account) .....	1871*			
Draft and substitute fund (reappropriated) .....	1871*	20	126	
Horses and other property lost in the military service prior to July 1, 1875.		20	129	
Horses and other property lost in the military service, section 3483 Revised Statutes.				
Support of Bureau of Refugees, Freedmen and Abandoned Lands (transfer account).	1873*			3,238 88
Publication of the official records of the war of the rebellion.				5,000 00
Do .....	1878	19	360	
Support of National Home for Disabled Volunteer Soldiers.	1878	19	310	
Construction, maintenance, and repair of military telegraph-lines.	1876			16 00
Do .....	1877			
Do .....	1878	19	360	
Protecting-piers at Rock Island Bridge .....	1878	19	358	
Commission to investigate and report plan for reclamation of alluvial basin of Mississippi River (reappropriated).		19	358	
Investigation of reported existence of cholera in Mexico.				5,000 00
Military prison at Fort Leavenworth, Kans.				444 41
Support of military prison at Fort Leavenworth, Kans.	1878	19	360	
Do .....	1877			
Capture of Jefferson Davis .....				3,261 38
Suppressing Indian hostilities in the Territory of Montana.				
Suppressing Indian hostilities in the Territory of Dakota.				
Support of Soldiers' Home .....	R. S.		3689	
Pay, transportation, services, and supplies of Oregon and Washington Volunteers 1855-'56 (reappropriated).		20	127	
Soldiers' monument at Central Branch Nat'l Military Home				2,000 00
Allowance for reduction of wages .....				50,000 00
Construction of military posts on the Yellowstone and Musselshells Rivers.				
Bounty under act of July 28, 1866 .....	R. S.		3689	
Claims for quartermasters' stores and commissary supplies.		20	129	1,862 25
Claims of loyal citizens for supplies furnished during the rebellion.	1872			3,690 00
Do .....	1873			161 95
Do .....				16,371 29
Traveling expenses First Michigan Cavalry .....	1871*			
Traveling expenses California and Nevada Volunteers.	1871*			
Traveling expenses California and Nevada Volunteers prior to July 1, 1875.		20	129	
Payment to loyal citizens of Loudoun County, Virginia.				449 50
Commutation of rations to prisoners of war in rebel States prior to July 1, 1875.		20	130	
Relief of G. H. Rupp .....				100 00
Relief of W. Howard .....				165 00
Relief of M. P. Thatcher .....				
Relief of Catharine Harris .....		20	89	
Relief of P. H. Groesbeck .....		20	46	
Relief of J. W. Skiles .....		20	64	
Relief of musicians and soldiers at Ft. Sumter, 1861 (deficiency)				
Relief of persons suffering from the ravages of grasshoppers; limited to September 1, 1875 (reappropriated).				
<b>Total military establishment .....</b>				<b>8,831,121 27</b>
<b>NAVAL ESTABLISHMENT.</b>				
Pay of the Navy .....		19	385	13,424 98
Pay of the Navy (arrearages) .....		20	4	
Pay of the Navy (deficiency) .....	1877	19	366	
Contingent, Navy .....	1871*			
Do .....	1876			392 20
Do .....	1877			2,234 78
Do .....	1878	19	386	
Carried forward .....				16,051 96

\* And prior years.

unexpended June 30, 1877, &c.—Continued.

Appropriations for the fiscal year ending June 30, 1878.	Repayments made during the fiscal year 1878.	Aggregate available for the fiscal year ending June 30, 1878.	Payments during the fiscal year ending June 30, 1878.	Amounts carried to the surplus fund June 30, 1878.	Balances of appropriations, June 30, 1878.
\$30,061,010 51	\$3,191,209 91	\$40,884,256 42	\$32,724,686 67	\$3,030,425 60	\$5,129,144 15
-----	8,482 28	107,324 61	99,776 06	7,548 55	-----
108 12	37 81	8,482 28	-----	8,482 28	108 12
-----	-----	108 12	37 81	-----	-----
-----	17,302 69	17,302 69	-----	17,302 69	-----
-----	33,841 00	33,841 00	33,841 00	-----	-----
160 19	-----	160 19	-----	-----	160 19
75,866 50	-----	75,866 50	1,133 74	-----	74,732 76
-----	-----	195 00	195 00	-----	-----
-----	-----	3,238 88	-----	-----	3,238 88
-----	-----	5,000 00	5,000 00	-----	-----
20,000 00	7 24	20,007 24	20,007 24	-----	-----
880,000 00	36	880,000 00	867,198 40	-----	12,801 60
-----	-----	16 36	-----	16 36	-----
-----	1 96	1 96	-----	-----	1 96
22,500 00	-----	22,500 00	22,500 00	-----	-----
15,000 00	-----	15,000 00	15,000 00	-----	-----
5,000 00	-----	5,000 00	-----	-----	5,000 00
-----	-----	5,000 00	-----	5,000 00	-----
-----	-----	444 41	-----	444 41	-----
44,277 64	364 02	44,277 64	40,000 00	-----	4,277 64
-----	-----	364 02	-----	-----	364 02
-----	-----	3,261 38	-----	-----	3,261 38
-----	153 40	153 40	-----	153 40	-----
-----	90 37	90 37	-----	90 37	-----
122,052 12	488 86	122,540 98	122,540 98	-----	-----
19,485 97	-----	19,485 97	-----	-----	19,485 97
-----	-----	2,000 00	2,000 00	-----	-----
-----	7,405 04	7,405 04	-----	7,405 04	-----
-----	34	50,000 34	50,000 00	-----	34
105,431 57	37,568 43	143,000 00	143,000 00	-----	-----
315,824 01	125 00	317,811 26	301,897 76	-----	15,913 50
-----	-----	3,690 00	-----	-----	3,690 00
-----	-----	161 95	-----	-----	161 95
-----	-----	16,371 29	1,803 00	-----	14,568 29
-----	992 55	992 55	-----	992 55	-----
-----	816 61	816 61	-----	816 61	-----
210 24	-----	210 24	-----	-----	210 24
-----	-----	449 50	-----	-----	449 50
1,348 75	-----	1,348 75	-----	-----	1,348 75
-----	-----	100 00	-----	-----	100 00
-----	-----	165 00	-----	-----	165 00
150 00	-----	150 00	150 00	-----	-----
94 73	-----	94 73	94 73	-----	-----
300 00	-----	300 00	300 00	-----	-----
1,938 30	-----	1,938 30	1,938 30	-----	-----
15 00	-----	15 00	-----	-----	15 00
663 99	-----	663 99	-----	-----	663 99
-----	-----	-----	-----	-----	-----
31,691,632 64	*2,298,887 87	42,831,641 78	34,453,100 69	3,078,677 86	5,289,863 23
-----	-----	-----	-----	-----	-----
7,411,477 08	1,706,199 75	9,131,101 81	8,531,323 62	-----	599,778 19
150,000 00	43,058 60	193,058 60	170,355 27	-----	22,703 33
1,808,641 69	31,820 59	1,840,462 28	1,799,117 70	-----	41,344 58
-----	2,528 96	2,528 96	-----	2,528 96	-----
-----	304 59	696 79	693 84	2 95	-----
-----	348 06	2,582 84	2,486 15	-----	96 69
80,000 00	11,020 70	91,020 70	86,732 31	-----	4,288 39
-----	-----	-----	-----	-----	-----
9,450,118 77	1,795,281 25	11,261,451 98	10,590,708 89	2,531 91	668,211 18

\*Total repayments for the Military Establishment, as per warrants issued..... \$2,298,952 84  
 Deduct amount transferred to Indian Department by order Secretary of the Treasury..... 64 97

2,298,887 87

## Statement exhibiting the balances of appropriations

Specific objects of appropriations.	Year.	Statutes.		Balances of appropriations, July 1, 1877.
		Vol.	Page or section.	
NAVAL ESTABLISHMENTS—Continued.				
Brought forward .....				\$16,051 96
Pay of the Marine Corps (deficiency) .....	1877	20	4	
Pay of the Marine Corps .....	1877	19	391	375 31
Provisions, Marine Corps .....	1876			480 85
Do .....	1877			
Do .....	1878	19	391	
Clothing, Marine Corps .....	1876			
Do .....	1877			12,344 35
Do .....	1878	19	391	
Fuel, Marine Corps .....	1876			747 03
Do .....	1878	19	391	
Military stores, Marine Corps .....	1876			
Do .....	1877			2 43
Do .....	1878	19	391	
Transportation and recruiting, Marine Corps .....	1876			22 96
Do .....	1878	19	391	
Repairs of barracks, Marine Corps .....	1878	19	391	
Forage for horses, Marine Corps .....	1877			1,000 00
Do .....	1878	19	391	
Quarters for officers, Marine Corps .....	1876			
Contingent, Marine Corps .....	1878	19	391	43 77
Do .....	1878	19	391	
Pay Naval Academy .....	1876			
Do .....	1877			
Do .....	1878	19	390	
Buildings and grounds, Naval Academy .....	1876			
Do .....	1878	19	390	
Heating and lighting Naval Academy .....	1876			
Do .....	1878	19	390	
Improving Hanover street, Naval Academy .....	1878	19	356	
Contingent, Naval Academy .....	1876			1 17
Do .....	1877			1 55
Do .....	1878	19	390	
Maintenance of yards and docks .....	1876			10 84
Do .....	1877			19,781 90
Do .....	1878	19	388	
Naval-station, New London, Conn .....	1876			8 00
Navy-yard, League Island .....	1875			
Do .....	1876			120 83
Do .....	1876			98,046 19
Navy-yard, Pensacola, Fla. .....	1876			107,280 00
Navy-yard, Mare Island, Cal .....	1876			64 46
Do .....	1877			3,448 88
Naval Asylum, Philadelphia .....	1876			30 87
Do .....	1877			9,479 64
Do .....	1878			
Repairs and preservation at navy yards .....	1875			
Do .....	1876			110 51
Do .....	1877			7,574 53
Do .....	1878	19	360	
Civil establishment, navy yards and stations .....	1876			41 74
Do .....	1877			17 00
Do .....	1878			
Contingent, Yards and Docks .....	1876			53 92
Do .....	1877			1,907 66
Do .....	1878	19	388	
Equipment of vessels .....	1876			380 42
Do .....	1877			230,744 44
Do .....	1878	19	388	
Bounties to sailors and marines .....	1876			8,235 87
Bounty for destruction of enemies' vessels .....	1876			
Contingent, equipment and recruiting .....	1877			45 16
Do .....	1878	19	388	32,534 07
Do .....	1878	19	388	
Navigation .....	1876			245 48
Do .....	1877			8,577 94
Do .....	1878	19	386	
Hydrographic work .....	1876			172 62
Do .....	1877			6,736 77
Do .....	1878	19	386	
Refracting telescope .....	1875			
Naval Observatory .....	1876			51 02
Do .....	1877			69 90
Do .....	1878	19	386	
Printing illustrations Polaris Expedition .....				
Carried forward .....				566,842 04

unexpended June 30, 1877, &amp;c.—Continued.

Appropriations for the fiscal year ending June 30, 1878.	Repayments made during the fiscal year 1878.	Aggregate available for the fiscal year ending June 30, 1878.	Payments during the fiscal year ending June 30, 1878.	Amounts carried to the surplus fund June 30, 1878.	Balances of appropriations, June 30, 1878.
\$9,450,118 77	\$1,795,281 25	\$11,261,451 98	\$10,590,708 89	\$2,531 91	\$668,211 18
45,219 58	5,102 32	50,321 90	49,802 15		519 75
619,825 00	65,686 58	685,886 89	635,603 68		50,283 21
		480 85		480 85	
14,277 09		14,277 09	14,277 09		
88,330 00		88,330 00	74,326 64		14,003 36
	4,233 58	4,233 58	4,000 00	233 58	
	316 70	12,661 05	12,566 92		94 13
40,000 00	2,300 57	42,300 57	40,000 00		2,300 57
		747 03		747 03	
25,000 00		25,000 00	16,000 00		9,000 00
	96 18	96 18		96 18	
		2 43			2 43
5,000 00	3 94	5,003 94	5,000 00		3 94
		22 96		22 96	
5,000 00		5,000 00	5,000 00		
5,000 00		5,000 00	5,000 00		1,000 00
5,000 00		1,000 00			1,000 00
16,000 00		5,000 00	4,000 00		1,000 00
		16,000 00	15,000 00		1,000 00
	1,582 99	1,632 76		1,632 76	
20,000 00	22 00	20,022 00	20,000 00		22 00
	4,146 31	4,146 31		4,146 31	
	29 91	29 91			29 91
105,604 90		105,604 90	105,592 23		12 67
	7 00	7 00		7 00	
21,000 00		21,000 00	21,000 00		
	3 11	3 11		3 11	
18,000 00	46 20	18,046 20	15,500 00		2,546 20
3,000 00		3,000 00	2,600 00		400 00
	113 48	114 65		114 65	
		1 55			1 55
45,500 00		45,500 00	45,500 00		
	80	11 64		11 64	
	145 61	19,927 51	16,642 00		3,285 51
440,000 00	173 04	440,173 04	418,056 40		22,116 64
		8 00		8 00	
		120 83		120 83	
	365 36	98,411 55	98,411 55		
		107,280 00	107,280 00		
	86	64 46		64 46	
		3,449 74	3,448 00		1 74
		30 87		30 87	
	35 11	9,514 75	9,352 00		162 75
	51,884 17	51,884 17	41,002 53		10,881 64
	22	22		22	
	77	111 28		111 28	
	1,787 80	9,362 33	5,631 00		3,531 33
150,000 00	200 31	150,200 31	142,512 75		7,687 56
		41 74		41 74	
	913 03	930 03	378 10		551 93
166,627 28	509 93	167,137 21	164,505 65		2,631 56
		53 92		53 92	
	273 58	2,181 24	2,072 00		109 24
20,000 00	9,260 26	29,260 26	29,034 00		226 26
		380 42		380 42	
	2,828 55	233,572 99	79,956 39		153,616 60
870,000 00	1,234 07	871,234 07	642,902 87		228,331 20
	67	8,236 54	344 00	7,892 54	
	424 35	424 35		424 35	
	1 32	46 48		46 48	
	3,645 81	36,179 88	3,741 59		32,438 29
65,000 00	429 47	65,429 47	51,806 47		13,623 00
		245 48		245 48	
	1,126 69	9,704 63	8,694 00		1,010 63
103,000 00	7,156 00	110,156 00	109,719 07		436 93
	35	172 97		97	
	3,806 21	10,542 98	7,858 00		2,684 98
57,800 00	1,751 71	59,551 71	41,305 90		18,245 81
	1 55	1 55		1 55	
		51 02		51 02	
	32 50	102 40	1 00		101 40
18,300 00	19	18,300 19	18,300 00		19
	338 96	338 96		338 96	
12,422,602 62	1,967,307 37	14,956,752 03	13,684,804 87	19,841 07	1,252,106 09

## Statement exhibiting the balances of appropriations

Specific objects of appropriations.	Year.	Statutes.		Balances of appropriations, July 1, 1877.
		Vol.	Page or section.	
NAVAL ESTABLISHMENT—Continued.				
Brought forward .....				\$566,842 04
Nautical Almanac .....	1876			335 51
Do .....	1877			4,438 50
Do .....	1878	19	387	
Observation of the transit of Venus .....		19	387	240 46
Observation solar eclipse .....		19	387	
Observation of the transit of Mercury .....	1878	19	387	
Theory of the moon's motion .....	1878	19	387	
Contingent, navigation .....	1876			126 89
Do .....	1877			1,226 21
Do .....	1878	19	386	
Ordnance .....	1876			128 40
Do .....	1877			17,703 70
Do .....	1878	19	387	
Magazine at Norfolk .....	1877			10 86
Torpedo Corps .....	1876			3 32
Do .....	1877			278 00
Do .....	1878	19	387	
Ordnance material, proceeds of sale .....				61,121 87
Contingent, ordnance .....	1876			
Do .....	1877			735 00
Do .....	1878	19	387	
Construction and repair .....	1876			6,405 57
Do .....	1877			936 55
Do .....	1878	19	389	
Bureau of Construction and Repair; act June 14, 1878 .....	1878	20	122	
Construction of eight steam vessels of war .....				
Steam-machinery .....	1876			379 13
Do .....	1877			34
Do .....	1878	19	3 9	
Bureau of Steam-Engineering; act June 14, 1878 .....	1878	20	122	
Provisions, Navy .....	1875			
Do .....	1876			46 52
Do .....	1877			16,821 31
Do .....	1878	19	389	
Clothing, Navy .....	1876			23 50
Do .....				5,669 16
Bureau of Provisions and Clothing; act June 14, 1878 .....	1878	20	122	
Contingent, Provisions and Clothing .....	1876			45 67
Do .....	1877			432 93
Do .....	1878	19	389	
Surgeon's necessaries .....	1871*			
Do .....	1876			15 63
Do .....	1877			3,934 18
Do .....	1878	19	388	
Naval hospital fund .....				70 63
Repairs and improvement of hospitals .....	1876			12 06
Do .....	1877			2,618 10
Do .....	1878	19	388	
Civil establishment, Medicine and Surgery .....	1876			17 20
Do .....	1877			2 36
Do .....	1878	19	369	
Contingent, Medicine and Surgery .....	1876			5 98
Do .....	1877			75 76
Do .....	1878	19	389	
Expenses incurred by naval board .....	1877			
Protecting timber lands .....	1876			
Prize-money to captors .....				600,122 07
Narrative of Hall's Second Arctic Expedition .....	20	12		
Erection of the naval monument .....				16,912 57
Payment to William Young for royalty on ship's galleys .....	20	225		
Preservation of Chevalier de Ternay monument at Newport, R. I. .....				800 00
Naval pension-fund (principal); act June 8, 1874 .....				( <sup>1</sup> ) 75,800 12
Naval pension-fund (interest) .....				
Allowance for reduction of wages .....				
Burial of officers and others, United States steamer Huron .....	20	14		
Indemnity for lost clothing .....				
Payment to officers and crew of the Kearsarge .....	1873			
Relief of the heirs, &c., of those lost in the United States steamer Oneida; act May 18, 1870 .....				
Relief of John C. Ray .....	20	45		
Relief of certain officers of the Navy .....	18	576		
Carried forward .....				1,384,338 30

\* And prior years.

<sup>1</sup> This balance was transferred from "Navy Pension-fund (principal)," Interior Ledger.

unexpended June 30, 1877, &c.—Continued.

Appropriations for the fiscal year ending June 30, 1878.	Repayments made during the fiscal year 1878.	Aggregate available for the fiscal year ending June 30, 1878.	Payments during the fiscal year ending June 30, 1878.	Amounts carried to the surplus fund June 30, 1878.	Balances of appropriations, June 30, 1878.
\$12,422,602 62	\$1,967,307 37	\$14,956,752 03	\$13,684,804 87	\$19,841 07	\$1,252,106 09
			315 00	20 51	
	725 64	5,164 14	5,164 00		14
19,500 00	1,688 21	21,188 21	15,655 00		5,533 21
5,000 00		5,240 46	4,700 00		540 46
8,000 00		8,000 00	25 00		7,975 00
1,500 00		1,500 00	1,274 00		226 00
1,200 00		1,200 00	1,010 00		190 00
		126 89		126 89	
	90 65	1,316 86	195 10		1,121 76
3,000 00	242 63	3,242 63	2,271 44		971 19
	13 99	142 39	138 00	4 39	
	9,839 89	27,543 59	27,507 00		36 59
188,000 00	3,606 50	191,606 50	173,943 84		17,662 66
	2,145 22	2,156 08	2,153 76		2 32
	15	3 47	3 47		
	52 87	330 37	327 00		3 37
38,500 00	1 94	38,501 94	37,577 72		924 22
7,128 63	2 05	68,252 55	67,518 40		734 15
	2 55	2 55		2 55	
	9 13	744 13	731 00		13 13
1,000 00		1,000 00	785 67		214 33
	52 67	6,458 24	277 00	6,181 24	
25,993 41	1,081 87	28,011 83	27,507 41		504 42
1,750,000 00	12 75	1,750,012 75	1,712,149 02		37,863 73
1,347,453 87		1,347,453 87	625,978 23		721,475 64
	23 50	23 50			23 50
	1 25	380 38		380 38	
	373 33	373 67	16 37		357 30
942,000 00	766 10	942,766 10	912,809 01		29,957 09
1,423,876 67		1,423,876 67	1,090,329 76		333,546 91
	20	20		20	
	190 39	236 91	65 30	171 61	
	2,907 52	19,728 83	18,940 77		788 06
955,000 00	1,846 13	956,846 13	856,304 47		100,541 66
	162,443 10	166,112 26	149,621 38	23 50	18,490 88
223,898 80		223,898 80	217,295 47		6,603 33
	207 44	253 11	145 75	253 11	
	36 54	469 47	145 75		323 72
35,000 00	6 71	35,006 71	32,811 44		2,195 27
	10 26	10 26		10 26	
		15 83		15 83	
	132 52	4,066 70	3,944 58		122 12
30,000 00	4,126 33	34,126 33	33,580 54		545 79
	74,570 31	74,640 94	66,471 12		8,169 82
		12 06		12 06	
	22 32	2,640 42	2,619 00		28 42
20,000 00	7 25	20,007 25	11,702 65		8,304 60
		17 20		17 20	
	158 78	161 14	140 32		20 82
25,000 00	685 00	25,685 00	25,345 02		339 98
	50	6 48		6 48	
	277 44	353 20	234 67		118 53
15,000 00	59 28	15,059 28	14,370 45		688 83
	673 88	673 88			673 88
	74 87	74 87	74 87		
	9,844 22	609,966 29	19,133 72		590,832 57
5,000 00		5,000 00	2,514 60		2,485 40
		16,912 57	16,695 67		216 90
6,540 00		6,540 00	6,540 00		
		800 00			800 00
		75,800 12	75,800 12		
	( <sup>2</sup> )	174 60	20 97	153 63	
6,000 00	174 60	6,000 00	4,747 59		1,252 41
4,398 87		4,398 87	4,398 87		
	150 93	150 93	150 93		
240 00		240 00	240 00		
4,533 33		4,533 33	4,533 33		
3,662 03		3,662 03	3,662 03		
19,519,028 23	2,246,646 28	23,150,012 81	19,967,265 70	27,220 91	3,155,526 20

<sup>2</sup>Repayment \$425,590.42 is transferred to "Navy Pensions," Interior Ledger.

## Statement exhibiting the balances of appropriations

Specific objects of appropriations.	Year.	Statutes.		Balances of appropriations, July 1, 1877.
		Vol.	Page or section.	
NAVAL ESTABLISHMENT—Continued.				
Brought forward .....				\$1,384,338 30
Relief of children of Otway H. Berryman and others.....				13,561 23
Relief of Mrs. R. A. Kennedy.....				739 00
Relief of Robert A. Mayo.....				1,507 59
Relief of N. H. Coverdale.....		20	35	
Relief of sufferers by wreck of United States steamer Huron (gratuity, act December 14, 1877).		20	225	
Total naval establishment.....				1,400,146 12

## RECAPIT

Specific objects of appropriation.	Balances of appropriations July 1, 1877.
Civil.....	\$11,838,862 45
Customs.....	3,909,519 51
Interior—civil.....	1,226,081 23
Internal revenue.....	888,218 19
Public debt.....	
Department of the Interior.....	6,061,152 34
Military establishment.....	8,831,121 27
Naval establishment.....	1,400,146 12
Total recapitulation.....	34,155,101 11



unexpended June 30, 1877—Continued.

Appropriations for the fiscal year ending June 30, 1878.	Repayments made during the fiscal year 1878.	Aggregate available for the fiscal year ending June 30, 1878.	Payments during the fiscal year ending June 30, 1878.	Amounts carried to the surplus fund June 30, 1878.	Balances of appropriations, June 30, 1878.
\$19,519,028 23	\$2,246,646 28	\$23,150,012 81	\$19,967,265 70	\$27,220 91	\$3,155,526 20
-----	-----	13,561 23	904 08	-----	12,657 15
-----	-----	739 00	-----	-----	739 00
-----	-----	1,507 59	-----	1,507 59	-----
6,718 00	-----	6,718 00	6,718 00	-----	-----
62,650 29	-----	62,650 29	62,650 29	-----	-----
-----	-----	-----	-----	-----	-----
19,588,396 52	*2,246,646 28	23,235,188 92	20,037,538 07	28,728 50	3,168,922 35

ULATION.

Appropriations for the fiscal year ending June 30, 1878.	Repayments made during the fiscal year 1878.	Aggregate available for the fiscal year ending June 30, 1878.	Payments during the fiscal year ending June 30, 1878.	Amounts carried to the surplus fund June 30, 1878.	Balances of appropriations, June 30, 1878.
\$27,822,093 84	\$1,868,112 57	\$41,529,068 86	\$30,629,521 96	\$4,725,709 71	\$6,173,837 19
16,818,701 76	488,783 90	21,217,005 17	17,412,717 33	588,412 20	3,215,875 64
3,227,977 11	73,583 14	4,527,641 48	3,621,854 74	245,191 43	660,595 31
4,149,886 23	56,502 49	5,094,606 91	4,000,591 64	578,206 20	515,809 07
456,178,224 45	2,450,018 49	458,628,302 94	458,627,838 04	464 90	-----
33,837,631 38	1,303,922 82	41,202,706 54	32,644,566 79	2,039,637 28	6,518,502 47
31,691,632 64	2,298,887 87	42,821,641 78	34,453,100 69	3,078,677 86	5,289,863 23
19,588,396 52	2,246,646 28	23,235,188 92	20,037,538 07	28,728 50	3,168,922 35
-----	-----	-----	-----	-----	-----
593,314,603 93	10,786,457 56	638,256,162 60	601,427,729 26	11,285,028 08	23,543,405 26

\*Total repayments for the naval establishment, as per warrants issued, were ..... \$2,672,236 70  
 From which deduct the following repayments, transferred to the Interior Department  
 by order of the Secretary of the Treasury ..... 425,590 42  
 -----  
 2,246,646 28

Statement of outstanding principal of the public debt of the United States on the 1st of January of each year from 1791 to 1842, inclusive; and on the 1st of July of each year from 1843 to 1878, inclusive.

January 1, 1791.....	\$75,463,476 52	January 1, 1835.....	\$37,513 05
1792.....	77,227,924 66	1836.....	336,957 83
1793.....	80,352,634 04	1837.....	3,308,134 07
1794.....	78,427,404 77	1838.....	10,434,321 14
1795.....	80,747,587 39	1839.....	3,573,343 82
1796.....	83,762,172 07	1840.....	5,250,875 54
1797.....	82,064,479 33	1841.....	13,594,480 73
1798.....	79,228,539 12	1842.....	20,601,226 28
1799.....	78,408,669 77	July 1, 1843.....	39,742,922 00
1800.....	82,976,294 35	1844.....	23,461,658 50
1801.....	83,038,050 80	1845.....	15,925,303 01
1802.....	86,712,632 25	1846.....	15,550,209 97
1803.....	77,054,686 30	1847.....	38,826,534 77
1804.....	86,427,120 68	1848.....	47,044,863 23
1805.....	82,312,150 50	1849.....	63,061,858 69
1806.....	75,723,270 66	1850.....	63,452,773 55
1807.....	69,218,398 64	1851.....	68,304,796 02
1808.....	65,196,317 97	1852.....	66,199,341 71
1809.....	57,023,192 09	1853.....	59,803,117 70
1810.....	53,173,217 52	1854.....	49,242,222 42
1811.....	48,005,587 76	1855.....	35,586,858 56
1812.....	45,209,737 90	1856.....	31,972,537 90
1813.....	55,962,827 57	1857.....	25,939,831 85
1814.....	61,467,846 24	1858.....	44,911,881 03
1815.....	59,833,660 15	1859.....	58,496,837 88
1816.....	127,334,933 74	1860.....	64,842,267 88
1817.....	123,491,965 16	1861.....	90,520,873 72
1818.....	103,466,633 83	1862.....	524,176,412 13
1819.....	95,529,648 28	1863.....	1,119,772,138 63
1820.....	91,015,566 15	1864.....	1,815,754,370 57
1821.....	89,967,427 66	1865.....	2,680,647,469 74
1822.....	93,546,676 98	1866.....	2,773,236,173 69
1823.....	90,875,877 28	1867.....	2,678,136,103 87
1824.....	90,269,777 77	1868.....	2,611,687,851 19
1825.....	83,768,432 71	1869.....	2,508,452,213 94
1826.....	81,054,059 99	1870.....	2,489,672,427 81
1827.....	73,967,357 20	1871.....	2,353,211,332 32
1828.....	67,475,043 87	1872.....	2,253,251,076 78
1829.....	58,421,413 67	1873.....	2,234,482,743 20
1830.....	48,565,406 50	1874.....	2,251,690,216 43
1831.....	39,123,191 68	1875.....	2,231,284,291 95
1832.....	24,322,235 18	1876.....	2,180,391,817 15
1833.....	7,001,698 83	1877.....	2,205,301,142 10
1834.....	4,760,082 08	1878.....	2,256,205,398 20

## CUSTOMS.

Statement of expenses for collecting the revenue from customs, by districts, for the fiscal year ending June 30, 1878.

York, Me.....	\$253 00
Frenchman's Bay, Me.....	4,497 00
Waldoborough, Me.....	6,656 00
Portland, Me.....	69,210 64
Belfast, Me.....	4,569 00
Machias, Me.....	3,035 00
Wiscasset, Me.....	3,672 00
Saco, Me.....	776 00
Passamaquoddy, Me.....	19,265 00
Bath, Me.....	4,955 89
Castine, Me.....	5,849 11
Kennebunk, Me.....	816 00
Aroostook, Me.....	7,289 95
Bangor, Me.....	7,159 00
Portsmouth, N. H.....	5,387 36
Vermont, Vt.....	79,344 01
Fall River, Mass.....	4,947 79
New Bedford, Mass.....	6,003 85
Gloucester, Mass.....	12,912 34
Boston, Mass.....	647,660 63
Marblehead, Mass.....	1,192 00
Plymouth, Mass.....	2,606 00
Newburyport, Mass.....	6,533 00
Carried forward.....	904,590 57

Brought forward.....	\$904,590 57
Nantucket, Mass.....	2,064 30
Barnstable, Mass.....	8,012 29
Edgartown, Mass.....	4,730 60
Salem, Mass.....	8,026 09
Bristol, R. I.....	2,731 94
Newport, R. I.....	4,123 90
Providence, R. I.....	21,078 00
Stonington, Conn.....	1,513 00
Fairfield, Conn.....	2,483 68
New London, Conn.....	7,197 09
New Haven, Conn.....	15,857 98
Middletown, Conn.....	2,995 33
New York, N. Y.....	2,385,468 40
Cape Vincent, N. Y.....	11,483 25
Genesee, N. Y.....	21,043 00
Buffalo, N. Y.....	35,975 65
Oswego, N. Y.....	28,065 11
Niagara, N. Y.....	37,133 13
Dunkirk, N. Y.....	1,564 00
Sag Harbor, N. Y.....	1,059 00
Champlain, N. Y.....	26,054 08
Oswegatchie, N. Y.....	16,414 00
Albany, N. Y.....	10,361 00
Burlington, N. J.....	200 00
Newark, N. J.....	3,931 17
Great Egg Harbor, N. J.....	1,903 66
Little Egg Harbor, N. J.....	2,221 00
Bridgetown, N. J.....	373 00
Perth Amboy, N. J.....	5,778 50
Erie, Pa.....	3,894 59
Pittsburgh, Pa.....	12,439 00
Philadelphia, Pa.....	323,846 58
Delaware, Del.....	11,388 68
Annapolis, Md.....	4,267 00
Eastern Maryland.....	2,648 25
Baltimore, Md.....	303,545 42
Georgetown, D. C.....	3,645 77
Norfolk, Va.....	11,931 28
Petersburg, Va.....	2,831 00
Tappahannock, Va.....	753 53
Richmond, Va.....	6,528 15
Yorktown, Va.....	275 54
Cherrystone, Va.....	2,334 63
Alexandria, Va.....	2,368 00
Wheeling, W. Va.....	429 11
Wilmington, N. C.....	13,095 08
Beaufort, N. C.....	1,473 00
Pamlico, N. C.....	4,027 00
Albemarle, N. C.....	2,272 00
Charleston, S. C.....	22,858 05
Beaufort, S. C.....	3,655 43
Georgetown, S. C.....	1,860 59
Savannah, Ga.....	27,573 60
Brunswick, Ga.....	5,520 71
Saint Mary's, Ga.....	2,135 00
Saint John's, Fla.....	2,511 17
Saint Mark's, Fla.....	6,684 55
Pensacola, Fla.....	21,595 15
Fernandina, Fla.....	1,429 00
Saint Augustine, Fla.....	4,304 28
Key West, Fla.....	23,817 40
Apalachicola, Fla.....	664 85
Mobile, Ala.....	20,369 45
Natchez, Miss.....	472 74
Pearl River, Miss.....	4,921 54
Vicksburg, Miss.....	652 95
Teche, La.....	7,086 07
New Orleans, La.....	234,299 41
Paso Del Norte, Tex. and N. Mex.....	16,234 37
Brazos, Tex.....	41,360 89
Carried forward.....	4,735,433 53

Brought forward.....		\$4,735,433 53
Corpus Christi, Tex .....		21,257 03
Saluria, Tex .....		12,562 70
Galveston, Tex .....		38,818 23
Memphis, Tenn .....		5,250 00
Nashville, Tenn .....		820 00
Louisville, Ky .....		8,996 60
Miami, Ohio .....		7,549 24
Cuyahoga, Ohio .....		22,680 25
Cincinnati, Ohio .....		25,883 60
Michigan, Mich .....		4,772 00
Detroit, Mich .....		49,813 00
Superior, Mich .....		10,921 03
Huron, Mich .....		30,723 84
Evansville, Ind .....		762 00
Cairo, Ill .....		1,427 40
Chicago, Ill .....		98,191 92
Galena, Ill .....		88
La Crosse, Wis .....		1,232 11
Milwaukee, Wis .....		5,404 00
Minnesota, Minn .....		13,172 15
Duluth, Minn .....		7,279 00
Burlington, Iowa .....		477 00
Dubuque, Iowa .....		264 00
Saint Louis, Mo .....		63,611 36
Omaha, Nebr .....		982 00
Montana and Idaho .....		2,852 04
Alaska .....		8,661 00
Puget Sound, Wash .....		18,256 08
Willamette, Oreg .....		28,276 62
Oregon, Oreg .....		9,040 63
Southern Oregon .....		2,152 00
San Diego, Cal .....		7,891 00
San Francisco, Cal .....		343,690 00
		<hr/>
		5,589,492 36
Deduct repayment, Paducah, Ky .....		341 96
		<hr/>
		5,589,150 40
Contingent expenses and fees in custom cases .....	\$13,881 92	
Transportation .....	386 74	
B. Birch, disbursing agent, salaries, &c .....	123,500 00	
Miscellaneous, stationery, &c .....	95,055 26	
		<hr/>
		237,823 92
Total net expenditures .....		<hr/> <hr/>
		5,826,974 32

*Statement of expenditures of assessing and collecting the internal revenue for the fiscal year ending June 30, 1878, embracing salaries and expenses of collectors and salaries and expenses of supervisors and subordinate officers.*

Alabama, first district .....	\$12,521 67
second district .....	17,388 70
Arkansas .....	28,561 65
Arizona .....	4,836 90
California, first district .....	51,564 19
fourth district .....	25,742 68
Colorado .....	9,259 35
Connecticut, first district .....	16,225 60
second district .....	13,050 95
Dakota .....	6,268 54
Delaware .....	12,309 34
Florida .....	10,384 57
Georgia, first district .....	6 15
second district .....	38,240 87
third district .....	15,743 65
fourth district .....	652 30
Idaho .....	7,287 90
	<hr/>
Carried forward .....	270,045 01

Brought forward .....	\$270,045 01
Illinois, first district .....	55,694 68
second district .....	8,531 83
third district .....	12,623 80
fourth district .....	18,424 86
fifth district .....	43,476 21
seventh district .....	5,364 85
eighth district .....	24,885 93
thirteenth district .....	17,037 28
Indiana, first district .....	15,097 14
third district .....	617 47
fourth district .....	27,751 71
sixth district .....	12,387 05
seventh district .....	18,024 03
tenth district .....	9,000 60
eleventh district .....	6,836 33
Iowa, second district .....	7,266 68
third district .....	14,729 09
fourth district .....	10,672 29
fifth district .....	9,647 94
sixth district .....	261 77
Kansas .....	9,043 49
Kentucky, second district .....	35,699 43
fifth district .....	102,195 25
sixth district .....	41,913 35
seventh district .....	76,525 10
eighth district .....	33,102 09
ninth district .....	12,976 84
Louisiana, first district .....	30,817 01
second district .....	63 00
Maine, first district .....	9,547 51
second district .....	666 79
fourth district .....	15 29
Massachusetts, third district .....	26,499 34
fifth district .....	27,330 56
tenth district .....	13,778 32
Maryland, third district .....	46,826 25
fourth district .....	15,802 40
fifth district .....	176 80
Montana .....	7,928 50
Michigan, first district .....	17,856 76
third district .....	9,590 56
fourth district .....	6,503 72
sixth district .....	8,038 53
Minnesota, first district .....	8,088 86
second district .....	7,878 37
Mississippi, first district .....	709 03
second district .....	20,328 23
Missouri, first district .....	40,446 15
second district .....	9,955 40
fourth district .....	15,884 06
fifth district .....	10,235 81
sixth district .....	17,258 30
New Jersey, first district .....	10,754 16
third district .....	11,766 70
fifth district .....	26,231 81
New York, first district .....	40,611 48
second district .....	43,027 13
third district .....	45,349 44
fourth district .....	345 65
eleventh district .....	9,534 03
twelfth district .....	13,966 68
fourteenth district .....	12,074 82
fifteenth district .....	8,155 10
twenty-first district .....	10,085 75
twenty-fourth district .....	15,850 37
twenty-sixth district .....	8,555 56
twenty-seventh district .....	102 76
twenty-eighth district .....	14,293 87
Carried forward .....	1,522,762 96

Brought forward.....	\$1,522,762 96
New York, thirtieth district.....	24,036 89
thirty-second district.....	539 07
Nevada.....	8,344 70
Nebraska.....	14,850 52
New Mexico.....	7,610 03
New Hampshire.....	10,035 75
North Carolina, second district.....	15,482 55
fourth district.....	27,666 39
fifth district.....	34,810 57
sixth district.....	57,541 47
Ohio, first district.....	46,262 64
third district.....	21,300 49
fourth district.....	12,341 50
sixth district.....	13,537 41
seventh district.....	12,644 46
tenth district.....	16,900 28
eleventh district.....	13,983 44
fifteenth district.....	12,331 04
eighteenth district.....	25,556 23
Oregon.....	7,172 50
Pennsylvania, first district.....	51,899 45
second district.....	86 67
eighth district.....	18,435 20
ninth district.....	26,058 39
tenth district.....	96 00
twelfth district.....	16,171 04
fourteenth district.....	19,338 81
sixteenth district.....	23,883 55
nineteenth district.....	6,074 63
twentieth district.....	7,710 58
twenty-second district.....	44,537 40
twenty-third district.....	18,315 85
Rhode Island.....	8,996 98
South Carolina.....	25,582 07
Tennessee, second district.....	16,047 73
fourth district.....	141 87
fifth district.....	71,163 33
sixth district.....	984 08
seventh district.....	146 62
eighth district.....	8,671 22
Texas, first district.....	16,529 76
third district.....	19,322 37
fourth district.....	9,562 83
Utah.....	6,380 82
Vermont.....	5,651 20
Virginia, second district.....	20,529 28
third district.....	17,364 98
fourth district.....	17,585 72
fifth district.....	26,453 07
sixth district.....	36,624 42
West Virginia, first district.....	12,580 72
second district.....	6,751 29
Wisconsin, first district.....	22,963 34
second district.....	8,047 28
third district.....	10,964 31
sixth district.....	8,426 30
Washington Territory.....	4,327 97
Wyoming Territory.....	5,249 47
	2,525,367 49
Amount disbursed by T. J. Hobbs for salaries of supervisors, &c.....	\$653,554 42
Amount paid for transportation and expressage.....	12,514 44
Amount paid for telegraphing.....	1,023 88
Miscellaneous.....	87,701 99
	754,794 73
Total expenditures.....	3,280,162 22

Statement of expenditures for marine-hospital service, by districts, for the fiscal year ending  
June 30, 1878.

Bangor, Me .....	\$1,489 57
Frenchman's Bay, Me.....	940 20
Waldoborough, Me.....	837 43
Machias, Me .....	893 01
Wiscasset, Me .....	378 25
Bath, Me .....	916 97
Portland, Me.....	5,508 45
Belfast, Me .....	407 00
Passamaquoddy, Me.....	244 50
Castine, Me.....	275 00
Portsmouth, N. H.....	286 60
Vermont, Vt .....	146 00
New Bedford, Mass.....	622 00
Marblehead, Mass.....	5,081 56
Boston, Mass.....	15,270 76
Barnstable, Mass.....	6,249 54
Salem, Mass.....	137 50
Edgartown, Mass.....	3,405 76
Newport, R. I.....	313 10
Providence, R. I.....	2,442 43
New Haven, Conn.....	1,660 90
Middletown, Conn.....	224 50
New London, Conn.....	172 42
New York, N. Y.....	40,294 04
Cape Vincent, N. Y.....	73 74
Oswego, N. Y.....	628 50
Sag Harbor, N. Y.....	398 50
Champlain, N. Y.....	213 00
Oswegatchie, N. Y.....	193 00
Buffalo, N. Y.....	4,183 86
Albany, N. Y.....	116 00
Great Egg Harbor, N. J.....	161 00
Little Egg Harbor, N. J.....	3,187 80
Perth Amboy, N. J.....	55 00
Pittsburgh, Pa.....	3,473 48
Philadelphia, Pa.....	17,107 70
Erie, Pa.....	138 05
Delaware, Del.....	87 25
Eastern, Md.....	206 60
Baltimore, Md.....	13,965 73
Georgetown, D. C.....	943 63
Norfolk, Va.....	12,683 92
Petersburg, Va.....	3 00
Tappahannock, Va.....	352 25
Richmond, Va.....	1,314 79
Yorktown, Va.....	6 50
Wheeling, W. Va.....	812 00
Wilmington, N. C.....	1,433 89
Pamlico, N. C.....	916 79
Albemarle, N. C.....	182 00
Charleston, S. C.....	3,984 00
Beaufort, S. C.....	15 5
Savannah, Ga.....	3,736 20
Brunswick, Ga.....	54 50
Saint Mark's, Fla.....	215 00
Saint John's, Fla.....	2,154 25
Fernandina, Fla.....	160 00
Pensacola, Fla.....	4,931 40
Apalachicola, Fla.....	824 66
Key West, Fla.....	3,485 37
Mobile, Ala.....	6,613 14
Natchez, Miss.....	25 00
Vicksburg, Miss.....	3,622 30
New Orleans, La.....	22,486 58
Brazos Santiago, Tex.....	128 00
Saluria, Tex.....	57 50

Carried forward..... 203 528 52

Brought forward.....	\$203,528 52
Galveston, Tex.....	8,444 65
Corpus Christi, Tex.....	82 00
Memphis, Tenn.....	3,744 00
Nashville, Tenn.....	3,172 30
Louisville, Ky.....	13,490 77
Miami, Ohio.....	1,751 00
Cuyahoga, Ohio.....	4,557 72
Cincinnati, Ohio.....	9,147 94
Detroit, Mich.....	7,667 67
Michigan, Mich.....	65 75
Superior, Mich.....	447 05
Huron, Mich.....	27 55
Evansville, Ind.....	3,972 49
Cairo, Ill.....	7,112 43
Chicago, Ill.....	21,500 38
La Crosse, Wis.....	2,405 76
Milwaukee, Wis.....	5,062 86
Minnesota, Minn.....	1,774 65
Duluth, Minn.....	126 15
Dubuque, Iowa.....	2,134 55
Saint Louis, Mo.....	13,094 04
Willamette, Oreg.....	2,793 75
Oregon, Oreg.....	78 57
Puget Sound, Wash.....	8,594 00
San Francisco, Cal.....	21,751 19
Transportation.....	83 50
B. Birch disbursing agent.....	19,751 91

366,363 15

From which deduct the following excess of repayments:

Alexandria, Va.....	\$3 69	
Pearl River, Miss.....	20 00	
Miscellaneous.....	1,046 56	
		1,070 25

Total net expenditures marine-hospital service..... 365,292 90

Statement of the number of persons employed in each district of the United States for the collection of customs for the fiscal year ending June 30, 1878, with their occupation and compensation.

District, number of persons, and occupation.	Compensation.	District, number of persons, and occupation.	Compensation.
<b>ARROOSTOOK, ME.</b>		<b>FRENCHMAN'S BAY, ME.</b>	
1 collector.....	\$1,500 00	1 collector.....	\$1,256 36
1 special deputy collector and inspector.....	1,460 00	1 deputy collector.....	1,200 00
3 deputy collectors and inspectors.....	3,285 00	1 deputy collector.....	12 00
1 deputy collector and inspector.....	729 00	2 deputy collectors and inspectors.....	1,200 00
1 inspector.....	730 00	1 storekeeper.....	360 00
		1 storekeeper.....	12 00
<b>PASSAMAQUODDY, ME.</b>		<b>BANGOR, ME.</b>	
1 collector.....	3,000 00	1 collector.....	1,834 00
1 surveyor.....	1,456 40	1 special deputy collector.....	1,600 00
1 deputy collector.....	1,800 00	3 inspectors.....	3,225 00
1 deputy collector.....	1,600 00	1 temporary inspector.....	750 00
3 deputy collectors and inspectors.....	3,285 00	1 weigher and gauger, &c.....	597 00
3 inspectors.....	3,225 00	1 watchman.....	730 00
1 inspector.....	1,095 00	1 janitor.....	500 00
4 inspectors.....	3,648 00		
2 inspectors.....	1,458 00	<b>CASTINE, ME.</b>	
1 watchman.....	912 00	1 collector.....	1,163 04
3 watchmen.....	2,190 00	2 deputy collectors and inspectors.....	2,190 00
1 janitor.....	360 00	1 inspector.....	1,095 00
		2 deputy collectors.....	2,463 75
<b>MACHIAS, ME.</b>		<b>BELFAST, ME.</b>	
1 collector.....	1,465 36	1 collector.....	1,298 05
1 special deputy collector.....	1,095 00	3 deputy collectors.....	3,285 00
2 deputy collectors.....	1,638 00		



## Statement of the number of persons employed in each district, &amp;c.—Continued.

District, number of persons, and occupation.	Compensation.	District, number of persons, and occupation.	Compensation.
<b>BELFAST, ME.—Continued.</b>		<b>VERMONT, VT.—Continued.</b>	
1 deputy collector .....	\$500 00	2 deputy collectors and clerks .....	\$3,600 00
2 deputy collectors .....	200 00	2 deputy collectors and clerks .....	2,776 07
1 storekeeper .....	100 00	3 deputy collectors and clerks .....	3,732 08
2 storekeepers .....	100 00	5 deputy collectors and clerks .....	5,413 10
<b>WALDOBOROUGH, ME.</b>		3 deputy collectors, inspectors, and clerks .....	2,252 60
1 collector .....	1,921 25	13 deputy collectors, inspectors, and clerks .....	11,852 00
2 deputy collectors and inspectors .....	2,920 00	1 deputy collector, inspector, and clerk .....	900 00
1 deputy collector and inspector .....	1,095 00	4 deputy collectors, inspectors, and clerks .....	2,100 00
1 deputy collector and inspector .....	912 00	21 inspectors .....	17,067 00
1 deputy collector and inspector .....	736 90	2 customs-clerks .....	1,187 35
1 deputy collector and inspector .....	730 00	5 tally-clerks .....	952 46
1 janitor .....	240 00	1 night-watchman .....	730 00
<b>WISCASSET, ME.</b>		1 night-watchman .....	458 00
1 collector .....	777 30	2 revenue-boatmen .....	952 00
1 deputy collector .....	1,095 00	2 inspectors .....	2,912 75
1 deputy collector .....	1,095 00	2 inspectors .....	2,190 00
1 temporary inspector .....	1,095 00	<b>NEWBURYPORT, MASS.</b>	
<b>BATH, ME.</b>		1 collector .....	2,254 00
1 collector .....	2,177 71	1 deputy collector and inspector .....	1,095 00
1 deputy collector and inspector .....	1,277 50	1 inspector, weigher, &c. .....	1,095 00
1 deputy collector and inspector .....	600 00	1 weigher, gauger, and inspector .....	600 00
2 inspectors .....	2,190 00	1 storekeeper .....	33 00
2 inspectors .....	498 00	1 storekeeper .....	30 00
<b>PORTLAND AND FALMOUTH, ME.</b>		1 janitor .....	555 00
1 collector .....	6,000 00	<b>GLOUCESTER, MASS.</b>	
2 deputy collectors .....	6,000 00	1 collector .....	3,998 00
4 clerks .....	4,728 26	1 deputy collector .....	1,500 00
2 clerks .....	2,200 00	1 clerk .....	1,300 00
2 clerks .....	2,879 69	1 clerk .....	300 00
1 surveyor .....	3,774 72	4 inspectors .....	4,380 00
1 deputy surveyor .....	2,500 00	1 boatman .....	750 00
1 superintendent warehouse and clerk .....	1,500 00	1 inspector .....	300 00
5 storekeepers .....	4,565 50	1 inspector and storekeeper .....	1,120 00
1 appraiser .....	3,000 00	1 inspector and storekeeper .....	1,096 00
1 assistant appraiser .....	271 74	1 inspector and storekeeper .....	464 00
1 examiner .....	1,666 30	1 in-pector and storekeeper .....	170 00
2 weighers and gaugers .....	3,739 00	1 storekeeper .....	296 00
21 inspectors .....	22,166 50	<b>SALEM AND BEVERLY, MASS.</b>	
1 marker .....	653 80	1 collector .....	909 62
2 revenue-boatmen .....	1,105 00	1 deputy collector and inspector .....	1,600 00
1 laborer .....	720 00	1 clerk and inspector .....	1,095 00
1 messenger .....	650 00	1 inspector, weigher, &c. .....	1,095 00
<b>KENNEBUNK, ME.</b>		1 inspector .....	1,095 00
1 collector .....	231 24	1 inspector and boatman .....	1,095 00
1 deputy collector .....	600 00	2 inspectors .....	1,920 00
inspectors .....	156 00	1 janitor .....	560 00
<b>SACO, ME.</b>		<b>MARBLEHEAD, MASS.</b>	
1 collector .....	249 32	1 collector .....	322 65
1 deputy collector .....	450 00	1 special deputy collector, &c .....	1,066 00
<b>YORK, ME.</b>		<b>BOSTON AND CHARLESTOWN, MASS.</b>	
1 collector .....	265 43	1 collector .....	8,000 00
<b>PORTSMOUTH, N. H.</b>		4 deputy collectors .....	12,000 00
1 collector .....	897 70	1 deputy collector and inspector .....	1,277 50
1 deputy collector and inspector .....	1,095 00	1 auditor and disbursing clerk .....	3,000 00
1 deputy collector and inspector .....	726 00	1 cashier .....	3,000 00
1 inspector (to gauger and measurer) .....	1,095 00	1 assistant cashier .....	2,000 00
2 inspectors .....	2,190 00	1 storekeeper .....	2,000 00
<b>VERMONT, VT.</b>		1 secretary .....	2,500 00
1 collector .....	2,500 00	5 clerks .....	10,000 00
1 deputy collector .....	2,500 00	8 clerks .....	14,400 00
		15 clerks .....	24,000 00
		27 clerks .....	37,800 00
		16 clerks .....	19,200 00
		18 clerks .....	18,000 00
		1 clerk .....	800 00

Statement of the number of persons employed in each district, &amp;c.—Continued.

District, number of persons, and occupation.	Compensation.	District, number of persons, and occupation.	Compensation.
<b>BOSTON AND CHARLESTOWN, MASS.— Continued.</b>		<b>PROVIDENCE, R. I.</b>	
1 clerk and storekeeper .....	\$1,800 00	1 collector .....	\$4,002 11
1 clerk and storekeeper .....	900 00	1 deputy collector and cashier .....	1,600 00
1 messenger and clerk .....	1,000 00	1 deputy collector, inspector, and clerk .....	2,000 00
1 messenger and clerk .....	900 00	4 inspectors, weighers, &c .....	4,380 00
8 messengers .....	6,720 00	2 inspectors .....	2,190 00
8 messengers .....	5,760 00	2 inspectors .....	2,175 00
1 inspector .....	1,460 00	1 inspector .....	498 00
83 inspectors .....	106,032 50	1 boatman .....	450 00
1 inspector of marble .....	300 00	1 messenger and storekeeper .....	900 00
1 inspectress .....	200 00	1 storekeeper .....	730 00
1 special inspector .....	1,460 00	1 appraiser .....	3,000 00
2 special inspectors .....	2,920 00	1 messenger .....	912 00
1 special inspector .....	1,460 00	1 janitor .....	740 00
1 captain night-watch .....	1,460 00		
2 lieutenants night-watch .....	2,400 00	<b>BRISTOL AND WARREN, R. I.</b>	
40 night-watchmen .....	40,000 00	1 collector .....	109 79
3 weighers .....	6,000 00	1 deputy collector, inspector, weigher, &c .....	936 00
1 gauger .....	2,000 00	1 deputy collector and inspector .....	249 00
3 assistant weighers .....	4,380 00	1 boatman .....	216 00
15 assistant weighers .....	19,162 50		
10 assistant weighers .....	10,950 00	<b>NEWPORT, R. I.</b>	
1 warehouse superintendent .....	2,000 00	1 collector .....	668 09
10 storekeepers .....	12,775 00	1 deputy collector .....	1,000 00
8 storekeepers .....	6,400 00	1 inspector .....	1,095 00
1 engineer .....	1,100 00	1 inspector .....	600 00
		1 inspector .....	300 00
<b>PLYMOUTH, MASS.</b>		1 inspector .....	198 00
1 collector .....	1,281 12	1 occasional inspector .....	165 00
1 deputy collector .....	800 00	1 boatman .....	358 40
1 deputy collector and inspector .....	399 00		
1 deputy collector and inspector .....	300 00	<b>STONINGTON, CONN.</b>	
		1 collector .....	566 51
<b>BARNSTABLE, MASS.</b>		3 deputy collectors and inspectors .....	899 25
1 collector .....	2,983 00	1 deputy collector and inspector .....	92 31
1 deputy collector and inspector .....	900 00	1 boatman .....	144 00
1 deputy collector and inspector .....	1,095 00		
1 deputy collector and inspector .....	800 00	<b>NEW LONDON, CONN.</b>	
2 deputy collectors and inspectors .....	1,500 00	1 collector .....	3,000 60
1 deputy collector and inspector .....	500 00	1 deputy collector and clerk .....	1,600 00
1 deputy collector and inspector .....	400 00	2 inspectors .....	2,190 00
1 clerk .....	300 00	1 inspector .....	498 00
1 boatman .....	60 00	1 boatman and messenger .....	480 00
1 aid to revenue .....	300 00	1 janitor .....	500 00
21 storekeepers .....	1,050 00		
<b>FALL RIVER, MASS.</b>		<b>MIDDLETOWN, CONN.</b>	
1 collector .....	1,173 79	1 collector .....	1,046 80
1 deputy collector and inspector .....	1,277 50	2 deputy collectors .....	1,850 00
2 inspectors and weighers, &c .....	2,190 00	1 temporary inspector .....	6 00
1 boatman .....	300 00	1 clerk .....	600 00
1 temporary night-inspector .....	30 00	1 storekeeper .....	100 00
		1 janitor .....	500 00
<b>NEW BEDFORD, MASS.</b>		<b>NEW HAVEN, CONN.</b>	
1 collector .....	2,269 05	1 collector .....	3,200 00
1 deputy collector and inspector .....	1,500 00	1 deputy collector .....	1,600 00
1 clerk .....	900 00	1 clerk .....	1,200 00
1 inspector .....	1,095 00	1 clerk .....	1,095 00
1 inspector and weigher, &c .....	1,095 00	1 clerk .....	600 00
1 inspector .....	75 00	2 weighers and gaugers .....	2,190 00
1 janitor .....	600 00	4 inspectors .....	4,350 00
1 inspector .....	30 00	1 inspector .....	72 00
1 inspector .....	20 00	1 inspector .....	48 00
1 deputy collector and inspector .....	235 60	1 watchman .....	1,095 00
		1 watchman .....	400 00
<b>NANTUCKET, MASS.</b>		1 messenger .....	500 00
1 collector .....	280 24	1 janitor .....	512 50
1 deputy collector .....	800 00	1 fireman .....	600 00
1 deputy collector .....	450 00		
		<b>FAIRFIELD, CONN.</b>	
<b>EDGARTOWN, MASS.</b>		1 collector .....	1,299 44
1 collector .....	665 14	1 deputy collector, inspector, weigher, &c .....	1,200 00
1 deputy collector, inspector, &c .....	1,095 00	1 inspector .....	225 00
1 deputy collector .....	800 00	1 inspector .....	198 00
1 inspector .....	600 00	1 temporary inspector .....	62 50
2 inspectors .....	996 00		
1 boatman .....	300 00		
1 night-watchman .....	600 00		

## Statement of the number of persons employed in each district, &amp;c.—Continued.

District, number of persons, and occupation.	Compensation.	District, number of persons, and occupation.	Compensation.
SAG HARBOR, N. Y.		NEW YORK, N. Y.—Continued.	
1 collector.....	\$479 37	1 superintendent of samples.....	\$2,500 00
1 surveyor.....	489 45	21 examiners.....	52,500 00
1 deputy collector.....	300 00	8 examiners.....	17,600 00
1 deputy collector.....	180 00	14 examiners.....	28,000 00
PORT JEFFERSON, N. Y.		8 examiners.....	14,400 00
1 surveyor.....	217 50	1 clerk.....	2,200 00
NEW YORK, N. Y.		3 clerks.....	5,400 00
1 collector.....	12,000 00	1 examiner of marble.....	1,500 00
1 chief clerk.....	4,000 00	8 clerks.....	11,200 00
8 deputy collectors.....	24,000 00	12 clerks.....	19,200 00
1 deputy collector.....	2,000 00	17 clerks.....	20,400 00
1 deputy collector and inspector.....	1,460 00	2 clerks.....	2,400 00
1 auditor.....	2,207 52	24 samplers.....	28,800 00
1 assistant auditor.....	3,334 35	8 samplers.....	8,000 00
1 chief disbursing clerk.....	3,160 75	3 foremen.....	4,106 25
1 cashier.....	5,000 00	80 openers and packers.....	87,600 00
1 assistant cashier.....	2,913 50	11 messengers.....	9,900 00
3 clerks.....	5,274 90	2 messengers.....	2,000 00
2 clerks.....	2,483 40	1 superintendent warehouse.....	2,793 00
9 clerks.....	22,500 00	74 storekeepers.....	108,040 00
1 clerk.....	1,406 70	1 storekeeper.....	1,460 00
20 clerks.....	25,783 00	2 storekeepers' assistants.....	2,000 00
12 clerks.....	10,927 20	1 naval officer.....	8,000 00
29 clerks.....	33,993 80	1 comptroller.....	5,000 00
39 clerks.....	32,284 20	1 deputy naval officer.....	2,500 00
1 clerk and cigar inspector.....	2,000 00	1 clerk.....	2,500 00
28 clerks.....	29,540 00	7 clerks.....	15,400 00
35 clerks.....	26,075 00	10 clerks.....	20,000 00
41 clerks.....	32,449 00	14 clerks.....	25,200 00
46 clerks.....	30,461 20	14 clerks.....	22,400 00
1 clerk.....	1,500 00	7 clerks.....	9,800 00
70 clerks.....	98,000 00	2 clerks.....	2,400 00
64 clerks.....	45,011 20	4 clerks.....	4,000 00
73 clerks.....	36,259 10	1 clerk.....	800 00
20 clerks.....	11,732 00	1 surveyor.....	8,000 00
16 clerks.....	6,622 40	1 auditor.....	5,000 00
9 clerks.....	4,747 50	1 deputy surveyor.....	2,500 00
2 clerks.....	984 60	1 clerk.....	1,208 31
33 messengers.....	11,474 10	1 clerk.....	795 00
26 messengers.....	8,608 60	5 clerks.....	8,000 00
5 messengers.....	1,490 00	8 clerks.....	11,200 00
1 messenger.....	234 40	1 clerk.....	530 03
1 opener and packer.....	586 10	2 messengers.....	1,800 00
1 clerk.....	1,200 00	5 messengers.....	1,024 00
1 messenger.....	50 00	PATCHOGUE, N. Y.	
1 scrubber.....	540 00	1 surveyor.....	374 05
1 scrubber.....	360 00	ALBANY, N. Y.	
1 carpenter.....	1,150 00	1 surveyor.....	4,940 74
1 carpenter.....	1,095 00	1 deputy surveyor and inspector.....	1,460 00
4 ushers.....	4,800 00	4 inspectors.....	4,380 00
1 engineer.....	1,500 00	1 inspector, temporary.....	195 00
1 engineer.....	1,000 00	CHAMPLAIN, N. Y.	
4 firemen.....	2,880 00	1 collector.....	2,530 00
7 watchmen.....	7,000 00	1 special deputy collector.....	1,600 00
20 watchmen.....	21,900 00	1 deputy collector and clerk.....	1,400 00
4 Sunday watchmen.....	520 00	1 deputy collector and clerk.....	1,200 00
1 porter.....	527 50	1 deputy collector and clerk.....	1,000 00
15 porters.....	10,800 00	1 duty collector and inspector.....	712 94
227 inspectors.....	331,420 00	8 deputy collectors.....	6,400 00
4 coast inspectors.....	729 00	1 deputy collector.....	599 97
7 inspectresses.....	7,665 00	4 deputy collectors and inspectors.....	3,600 00
90 night watchmen.....	98,550 00	7 deputy collectors and inspectors.....	3,870 00
7 weighers.....	17,500 00	3 special inspectors.....	4,380 00
56 assistant weighers.....	22,740 00	2 temporary inspectors.....	90 00
7 janitors.....	1,446 00	OSWEGATCHIE, N. Y.	
13 weighers' clerks.....	10,357 10	1 collector.....	2,500 00
13 weighers' foremen.....	10,357 10	1 special deputy collector.....	1,600 00
6 gaugers.....	12,000 00	1 deputy collector.....	1,500 00
1 measurer of marble.....	2,000 00	2 deputy collectors.....	2,400 00
7 measurers of vessels.....	10,220 00	2 deputy collectors.....	2,190 00
1 general appraiser.....	3,000 00		
1 appraiser.....	4,000 00		
10 assistant appraisers.....	30,000 00		
2 clerks.....	5,000 00		

Statement of the number of persons employed in each district, &amp;c.—Continued.

District, number of persons, and occupation.	Compensation.	District, number of persons, and occupation.	Compensation.
<b>OSWEGATCHIE, N. Y.—Continued.</b>		<b>BUFFALO CREEK, N. Y.—Continued.</b>	
3 deputy collectors.....	\$2,400 00	1 appraiser.....	\$3,000 00
3 deputy collectors.....	1,800 00	1 warehouse clerk.....	1,400 00
1 deputy collector.....	357 00	1 entry clerk.....	1,391 60
1 deputy collector.....	912 00	2 clerks.....	2,400 00
2 deputy collectors.....	1,800 00	1 cashier.....	1,200 00
1 deputy collector.....	729 00	1 clerk.....	600 00
1 deputy collector.....	360 00	1 clerk.....	283 52
<b>CAPE VINCENT, N. Y.</b>		1 clerk.....	138 00
1 collector.....	2,500 00	4 inspectors.....	1,104 00
1 special deputy collector.....	1,500 00	1 inspector.....	552 00
1 deputy collector.....	1,200 00	1 inspector.....	183 00
2 deputy collectors.....	1,800 00	1 inspector.....	912 50
7 deputy collectors.....	3,150 00	17 inspectors.....	18,615 00
6 inspectors.....	3,417 00	<b>DUNKIRK, N. Y.</b>	
<b>OSWEGO, N. Y.</b>		1 collector.....	1,070 03
1 collector.....	4,500 00	1 deputy collector.....	360 00
1 special deputy collector.....	1,600 00	1 deputy collector.....	1,000 00
1 deputy collector.....	1,475 13	<b>NEWARK, N. J.</b>	
1 deputy collector.....	949 52	1 collector.....	970 15
2 deputy collectors.....	1,966 40	1 deputy collector and inspector.....	1,200 00
2 deputy collectors.....	1,541 00	1 inspector.....	1,095 00
1 deputy collector.....	1,008 80	1 special inspector.....	1,460 00
1 deputy collector.....	987 00	<b>PERTH AMBOY, N. J.</b>	
1 deputy collector.....	183 00	1 collector.....	2,145 90
1 inspector.....	642 00	1 deputy collector.....	1,200 00
1 inspector.....	735 00	1 deputy collector and inspector.....	351 00
1 inspector.....	642 00	1 inspector.....	1,095 00
2 inspectors.....	1,374 00	2 inspectors.....	1,200 00
1 inspector.....	783 00	<b>LITTLE EGG HARBOR, N. J.</b>	
1 inspector.....	720 00	1 collector.....	275 69
1 inspector.....	1,095 00	1 deputy collector and inspector.....	600 00
1 inspector.....	594 00	1 inspector.....	600 00
1 superintendent warehouse.....	1,095 00	<b>GREAT EGG HARBOR, N. J.</b>	
1 storekeeper.....	267 50	1 collector.....	536 97
3 storekeepers.....	570 00	1 deputy collector.....	730 00
1 storekeeper.....	115 00	1 inspector.....	462 00
1 janitor.....	450 00	<b>BRIDGETON, N. J.</b>	
<b>GENESEE, N. Y.</b>		1 collector.....	642 56
1 collector.....	2,500 00	1 deputy collector.....	67 50
1 deputy collector and clerk.....	1,600 00	1 deputy collector.....	78 54
1 deputy collector and clerk.....	1,400 00	<b>BURLINGTON, N. J.</b>	
2 deputy collectors and clerks.....	2,000 00	1 collector.....	248 30
1 clerk.....	843 79	<b>PHILADELPHIA, PA.</b>	
12 deputy collectors and inspectors.....	9,714 00	1 collector.....	8,000 00
2 inspectors.....	2,190 00	1 deputy collector and auditor.....	3,000 00
<b>NIAGARA, N. Y.</b>		1 deputy collector.....	1,758 30
1 collector.....	2,500 00	2 clerks and acting deputies.....	2,110 00
1 deputy collector.....	2,500 00	2 clerks and acting deputies.....	1,655 60
1 deputy collector.....	1,800 00	1 assistant collector.....	1,500 00
1 deputy collector.....	1,500 00	1 cashier.....	2,500 00
2 deputy collectors.....	2,800 00	1 assistant cashier.....	2,000 00
14 deputy collectors and inspectors.....	15,330 00	2 clerks.....	3,600 00
3 inspectors.....	3,285 00	15 clerks.....	92,124 40
1 deputy collector and inspector.....	1,047 00	14 clerks.....	17,271 02
2 deputy collectors and inspectors.....	1,824 00	2 messengers.....	1,440 00
2 storekeepers.....	1,488 00	1 messenger.....	660 00
1 special inspector.....	1,424 00	4 clerks.....	4,800 00
1 inspectress.....	720 00	2 watchmen.....	1,440 00
3 deputy collectors and inspectors.....	2,196 00	1 messenger.....	400 00
1 deputy collector and inspector.....	762 00	1 naval officer.....	5,010 00
2 deputy collectors and inspectors.....	1,452 00	1 deputy naval officer.....	625 00
1 deputy collector and inspector.....	654 00	<b>BUFFALO CREEK, N. Y.</b>	
<b>BUFFALO CREEK, N. Y.</b>		1 collector.....	2,500 00
1 collector.....	2,500 00	1 deputy collector.....	2,200 00
1 deputy collector.....	1,800 00	2 deputy collectors.....	2,920 00
1 deputy collector.....	1,500 00	3 deputy collectors.....	3,285 00
2 deputy collectors.....	2,800 00		
14 deputy collectors and inspectors.....	15,330 00		
3 inspectors.....	3,285 00		
1 deputy collector and inspector.....	1,047 00		
2 deputy collectors and inspectors.....	1,824 00		
2 storekeepers.....	1,488 00		
1 special inspector.....	1,424 00		
1 inspectress.....	720 00		
3 deputy collectors and inspectors.....	2,196 00		
1 deputy collector and inspector.....	762 00		
2 deputy collectors and inspectors.....	1,452 00		
1 deputy collector and inspector.....	654 00		

Statement of the number of persons employed in each district, &c.—Continued.

District, number of persons, and occupation.	Compensation.	District, number of persons, and occupation.	Compensation.
<b>PHILADELPHIA, PA.—Continued.</b>		<b>BALTIMORE, MD.—Continued.</b>	
1 clerk .....	\$1,799 94	1 cashier .....	\$2,500 00
1 clerk .....	1,600 00	1 assistant cashier .....	212 49
3 clerks .....	4,711 12	1 assistant cashier .....	1,575 06
1 messenger .....	720 00	1 chief liquidating clerk .....	250 02
1 surveyor .....	5,000 00	1 chief entry clerk .....	1,800 00
2 deputy surveyors .....	3,675 27	10 clerks .....	2,124 90
1 clerk .....	1,400 00	6 clerks .....	8,026 96
1 clerk .....	1,200 00	8 clerks .....	1,406 53
1 messenger .....	720 00	7 clerks .....	9,799 79
1 general appraiser .....	3,000 02	7 clerks .....	1,155 00
1 clerk .....	1,300 00	8 clerks .....	9,800 56
1 appraiser .....	3,000 00	7 clerks .....	962 78
2 assistant appraisers .....	5,000 00	5 clerks .....	5,325 67
5 examiners .....	8,197 97	3 messengers and copyists .....	2,396 80
1 examiner of drugs .....	1,000 00	3 messengers .....	3,228 06
1 clerk .....	1,500 00	2 laborers .....	1,206 20
3 clerks .....	3,361 90	1 captain of watch .....	875 08
1 clerk .....	703 30	4 watchmen .....	452 50
9 packers .....	6,780 00	4 watchmen .....	2,948 80
1 messenger .....	700 00	43 inspectors .....	53,151 00
4 watchmen .....	2,880 00	1 captain night-inspectors .....	1,277 50
1 watchman .....	700 00	1 lieutenant night-inspectors .....	1,094 68
1 foreman .....	900 00	33 night-inspectors .....	32,999 50
3 laborers .....	1,983 95	1 female examiner .....	599 95
1 marker .....	720 00	2 markers .....	1,679 96
1 weigher .....	2,000 00	1 messenger .....	89 95
8 assistant weighers .....	7,790 70	2 special inspectors .....	2,179 00
1 clerk .....	1,200 00	1 fireman .....	467 42
2 foremen .....	1,825 00	1 boatman .....	278 70
1 messenger .....	422 00	2 boatmen .....	832 14
1 porter .....	642 30	Night service of inspectors .....	621 00
1 gauger .....	2,000 00	Temporary inspectors .....	351 00
1 measurer .....	1,277 50	1 weigher .....	2,000 00
3 laborers .....	1,984 60	2 clerks .....	2,147 77
3 special inspectors .....	4,380 00	13 assistant weighers .....	14,335 24
45 inspectors .....	56,276 50	1 messenger .....	622 25
2 inspectors .....	2,181 00	2 gaugers .....	374 17
28 night-watchmen .....	24,872 50	Laborers, per hour .....	7,339 83
1 inspectress .....	792 00	1 general appraiser .....	3,000 00
1 inspector (lazaretto) .....	600 00	1 clerk .....	137 50
2 bargemen .....	1,440 00	2 appraisers .....	6,000 00
18 laborers .....	12,393 80	2 examiners .....	424 98
<b>ERIE, PA.</b>		3 examiners .....	4,725 08
1 collector .....	2,500 00	4 examiners .....	750 16
3 inspectors .....	2,064 00	3 examiners .....	4,178 17
1 inspector .....	1,156 00	3 clerks .....	562 62
1 deputy collector .....	1,400 00	2 clerks .....	2,799 91
<b>PITTSBURGH, PA.</b>		1 foreman .....	1,000 04
1 surveyor .....	4,276 46	3 samplers .....	345 00
1 special deputy surveyor .....	1,800 00	3 openers and packers .....	345 00
1 deputy surveyor .....	1,600 00	6 laborers .....	4,409 52
1 clerk .....	1,200 00	5 laborers .....	3,127 03
1 examiner and inspector .....	1,116 00	4 laborers .....	356 12
3 inspectors .....	3,057 00	3 laborers .....	232 50
1 messenger .....	600 00	1 messenger .....	630 10
<b>DELAWARE.</b>		1 storekeeper .....	250 02
1 collector .....	2,036 99	1 storekeeper .....	1,555 18
1 deputy collector and clerk .....	1,600 00	1 assistant storekeeper .....	162 49
1 deputy collector .....	500 00	1 clerk .....	1,399 97
1 deputy collector and inspector .....	993 00	4 porters .....	3,275 49
1 deputy collector and inspector .....	996 00	2 laborers .....	155 00
1 deputy collector and inspector .....	600 00	2 laborers .....	1,260 20
1 deputy collector and inspector .....	492 00	1 messenger .....	89 95
5 boatmen .....	1,500 00	1 engineer .....	1,199 99
<b>BALTIMORE, MD.</b>		1 fireman .....	1,095 00
1 collector .....	6,999 98	1 superintendent of stores .....	913 02
2 deputy collectors .....	6,000 00	5 storekeepers .....	9,279 50
1 deputy collector .....	800 00	Night services of storekeepers .....	144 00
1 auditor .....	2,500 00	1 naval officer .....	5,000 00
1 assistant auditor .....	1,423 40	1 deputy naval officer .....	2,500 00
		2 clerks .....	3,052 26
		2 clerks .....	2,847 80
		2 clerks .....	750 16
		2 clerks .....	487 47
		1 clerk .....	124 96
		3 clerks .....	3,110 77
		2 clerks .....	2,450 14
		1 messenger .....	720 00

## Statement of the number of persons employed in each district, &amp;c.—Continued.

District, number of persons, and occupation.	Compensation.	District, number of persons, and occupation.	Compensation.
<b>BALTIMORE, MD.—Continued.</b>		<b>WHEELING, W. VA.</b>	
1 surveyor .....	\$3,667 09	1 surveyor .....	\$350 00
1 deputy surveyor .....	2,173 91	1 deputy surveyor .....	300 00
1 clerk .....	153 13	<b>ALBEMARLE, N. C.</b>	
1 clerk .....	113 68	1 collector .....	1,243 69
1 clerk .....	450 00	1 deputy collector .....	1,095 00
1 clerk .....	753 23	<b>PAMLICO, N. C.</b>	
1 clerk .....	739 98	1 collector .....	1,521 88
1 messenger .....	698 38	1 deputy collector .....	1,060 00
1 in lieu of moieties .....	16 05	1 deputy collector .....	500 00
<b>ANNAPOLIS, MD.</b>		1 deputy collector .....	320 00
1 collector .....	394 53	1 deputy collector .....	300 00
1 deputy collector .....	300 00	1 deputy collector .....	240 00
1 inspector .....	1,095 00	1 messenger .....	200 00
1 boatman .....	180 00	<b>BEAUFORT, N. C.</b>	
<b>EASTERN, MD.</b>		1 collector .....	1,147 31
1 collector .....	1,997 40	1 temporary inspector .....	9 00
1 deputy collector and inspector .....	1,095 00	1 boatman .....	240 00
<b>GEORGETOWN, D. C.</b>		<b>WILMINGTON, N. C.</b>	
1 collector .....	1,305 73	1 collector .....	2,500 00
1 special deputy collector .....	1,460 00	1 deputy collector .....	1,800 00
1 deputy collector and inspector .....	1,095 00	1 clerk .....	1,200 00
1 inspector .....	368 00	6 inspectors .....	6,570 00
<b>ALEXANDRIA, VA.</b>		4 boatmen .....	960 00
1 collector .....	490 15	<b>GEORGETOWN, S. C.</b>	
1 deputy collector and inspector .....	1,200 00	1 collector .....	433 02
1 inspector .....	1,095 00	1 deputy collector .....	702 50
<b>TAPPAHANNOCK, VA.</b>		2 boatmen .....	600 00
1 collector .....	423 00	<b>CHARLESTON, S. C.</b>	
1 deputy collector .....	365 00	1 collector .....	4,000 00
<b>YORKTOWN, VA.</b>		1 deputy collector and cashier .....	2,400 00
1 collector .....	567 35	2 clerks .....	3,200 00
<b>RICHMOND, VA.</b>		1 clerk .....	1,300 00
1 collector .....	1,516 11	1 clerk .....	1,200 00
1 deputy collector .....	1,400 00	1 chief inspector, &c. ....	1,460 00
1 clerk and inspector .....	1,095 00	5 inspectors .....	5,475 00
1 inspector .....	1,095 00	2 night-watchmen .....	1,460 00
1 engineer .....	780 00	1 watchman .....	600 00
1 assistant engineer .....	180 00	4 boatmen .....	2,000 00
1 watchman .....	730 00	1 messenger .....	800 00
1 janitor .....	625 00	1 assistant messenger .....	600 00
1 boatman .....	240 00	1 appraiser .....	1,500 00
1 special inspector .....	860 00	1 janitor .....	450 00
1 temporary inspector .....	118 00	<b>BEAUFORT, S. C.</b>	
1 temporary clerk .....	282 00	1 collector .....	2,877 50
<b>PETERSBURG, VA.</b>		1 special deputy collector .....	25 00
1 collector .....	423 68	1 inspector .....	1,095 00
1 deputy collector and clerk .....	1,000 00	2 boatmen .....	600 00
1 deputy collector and inspector .....	1,095 00	1 messenger .....	75 00
1 messenger and watchman .....	730 00	<b>SAVANNAH, GA.</b>	
<b>NORFOLK AND PORTSMOUTH, VA.</b>		1 collector .....	3,579 05
1 collector .....	3,000 00	1 special deputy collector .....	2,000 00
1 deputy collector .....	1,600 00	1 clerk and auditor .....	1,600 00
2 clerks .....	2,600 00	3 clerks .....	4,200 00
1 clerk .....	824 20	1 inspector .....	1,460 00
1 inspector and storekeeper .....	918 40	3 inspectors .....	3,285 00
6 inspectors .....	2,793 00	1 inspector .....	1,074 00
1 inspector .....	1,092 00	1 inspector .....	1,062 00
2 night-watchmen .....	750 00	1 temporary inspector .....	54 00
1 boatman .....	480 00	1 temporary inspector .....	72 00
3 boatmen .....	900 00	1 temporary inspector .....	30 00
<b>CHERRYSTONE, VA.</b>		5 night-watchmen .....	4,562 50
1 collector .....	833 10	1 night-watchman .....	805 00
1 inspector .....	1,095 00	1 messenger .....	540 00
1 deputy collector and boatman .....	200 00	3 boatmen .....	1,620 00
2 boatmen .....	200 00	1 boatman .....	300 00
4 night-watchmen .....	80 00	1 surveyor .....	411 30
		1 deputy surveyor .....	498 90
		1 messenger .....	360 00
		2 appraisers .....	3,000 00
		1 porter .....	360 00

\* \$350 salary; fees and commissions not yet ascertained for 1878.

Statement of the number of persons employed in each district, &amp;c.—Continued.

District, number of persons, and occupation.	Compensation.	District, number of persons, and occupation.	Compensation.
<b>BRUNSWICK, GA.</b>		<b>MOBILE, ALA.</b>	
1 collector .....	\$1,771 20	1 collector .....	\$2,919 65
2 deputy collectors .....	2,190 00	1 deputy collector and cashier .....	1,600 00
1 inspector .....	1,695 00	1 deputy collector and clerk .....	1,500 00
6 boatmen .....	1,800 00	1 clerk .....	1,200 00
<b>SAINT MARY'S, GA.</b>		1 messenger .....	730 00
1 collector .....	1,048 86	2 janitors .....	1,000 00
1 deputy collector .....	820 00	3 inspectors .....	1,350 00
1 clerk .....	300 00	5 inspectors .....	3,150 00
1 boatman .....	300 00	1 special inspector .....	600 00
<b>FERNANDINA, FLA.</b>		4 boatmen .....	1,920 00
1 collector .....	1,536 86	1 boatman .....	480 00
1 deputy collector .....	1,095 00	2 night-inspectors .....	730 00
1 inspector .....	729 00	1 storekeeper .....	1,195 00
3 boatmen .....	900 00	<b>PEARL RIVER, MISS.</b>	
<b>SAINT AUGUSTINE, FLA.</b>		1 collector .....	1,343 88
1 collector .....	533 85	3 inspectors .....	3,285 00
2 deputy collectors and inspectors .....	1,460 00	2 boatmen .....	600 00
1 deputy collector and inspector .....	300 00	<b>VICKSBURG, MISS.</b>	
1 special deputy collector .....	24 00	1 collector .....	574 50
6 boatmen .....	1,440 00	<b>NATCHEZ, MISS.</b>	
<b>SAINT JOHN'S, FLA.</b>		1 collector .....	500 00
1 collector .....	1,274 35	<b>NEW ORLEANS, LA.</b>	
1 deputy collector .....	730 00	1 collector .....	7,000 00
1 deputy collector and inspector .....	1,095 00	2 deputy collectors .....	6,000 00
<b>KEY WEST, FLA.</b>		1 deputy collector .....	350 00
1 collector .....	4,370 00	1 auditor .....	2,500 00
1 deputy collector .....	2,366 64	1 cashier .....	2,500 00
1 cashier .....	1,400 00	1 chief clerk .....	840 30
3 clerks .....	3,600 00	2 clerks .....	2,659 30
3 inspectors .....	3,285 00	6 clerks .....	9,454 86
1 inspector .....	300 00	5 clerks .....	7,325 96
2 inspectors .....	1,460 00	9 clerks .....	12,367 94
1 temporary inspector .....	24 00	6 clerks .....	6,700 57
4 night-watchmen .....	2,434 00	2 clerks .....	1,915 80
2 storekeepers .....	1,416 00	6 messengers .....	3,919 14
1 messenger .....	730 00	3 messengers .....	202 20
4 boatmen .....	1,600 00	2 messengers .....	101 00
4 boatmen .....	1,200 00	1 warehouse superintendent, &c .....	1,434 75
1 janitor .....	500 00	7 storekeepers .....	9,520 52
<b>SAINT MARK'S, FLA.</b>		2 appraisers .....	3,505 40
1 collector .....	1,164 96	1 assistant appraiser .....	2,500 05
2 inspectors .....	2,190 00	5 examiners .....	8,476 96
1 inspector .....	645 00	2 openers and packers .....	1,600 00
2 inspectors .....	228 00	1 sampler .....	67 40
1 inspector .....	912 00	1 special examiner of drugs .....	1,000 00
1 temporary inspector .....	48 00	1 chief weigher .....	2,000 00
2 temporary inspectors .....	30 00	6 assistant weighers .....	6,697 80
1 temporary inspector .....	27 00	1 gauger .....	1,499 96
4 boatmen .....	1,200 00	3 foremen to weigher .....	252 60
<b>APALACHICOLA, FLA.</b>		1 custom-house superintendent .....	117 90
1 collector .....	633 78	1 cigar inspector .....	1,460 00
<b>PENSACOLA, FLA.</b>		2 markers .....	650 50
1 collector .....	3,000 00	1 captain of night-watch .....	800 00
1 deputy collector and clerk .....	1,600 00	5 night-watchmen .....	2,986 73
1 deputy collector and clerk .....	1,200 00	1 chief laborer .....	799 99
1 clerk .....	1,000 00	14 laborers .....	8,248 48
9 inspectors .....	9,855 00	19 boatmen .....	13,320 98
2 night-watchmen .....	1,460 00	2 inspectors .....	1,524 00
6 boatmen .....	1,800 00	29 inspectors .....	31,732 00
1 messenger .....	600 00	23 night-watchmen .....	15,342 00
1 janitor .....	500 00	1 naval officer .....	4,930 70
1		1 deputy naval officer .....	2,500 00
		1 chief clerk .....	2,000 00
		1 entry clerk .....	151 60
		3 clerks .....	4,800 00
		1 clerk .....	126 40
		1 clerk .....	117 90
		1 messenger .....	70 80
		1 messenger .....	659 40
		1 surveyor .....	2,443 80

## Statement of the number of persons employed in each district, &amp;c.—Continued

District, number of persons, and occupation.	Compensation.	District, number of persons, and occupation.	Compensation.
<b>NEW ORLEANS, LA.—Continued.</b>		<b>PASO DEL NORTE, TEX.</b>	
1 deputy surveyor.....	\$2,500 00	1 collector.....	\$2,000 00
1 clerk.....	1,648 40	1 special deputy collector.....	1,500 00
1 clerk.....	1,167 90	1 deputy collector.....	1,200 00
1 clerk.....	504 40	2 deputy collectors.....	2,000 00
2 messengers.....	1,199 40	3 deputy collectors.....	1,200 00
1 messenger.....	50 50	1 deputy collector.....	500 00
1 messenger.....	45 50	4 mounted inspectors.....	4,320 00
		1 night-watchman.....	600 00
<b>TECHR, LA.</b>		<b>MEMPHIS, TENN.</b>	
1 collector.....	1,646 33	1 surveyor.....	1,293 63
2 inspectors.....	2,190 00	1 deputy surveyor and clerk.....	1,000 00
1 inspector.....	979 00	1 messenger.....	600 00
1 inspector.....	1,156 50	1 porter.....	90 00
1 temporary inspector.....	90 00		
2 boatmen.....	960 00	<b>NASHVILLE, TENN.</b>	
		<b>LOUISVILLE, KY.</b>	
<b>GALVESTON, TEX.</b>		1 surveyor.....	885 67
1 collector.....	4,023 13		
1 special deputy collector.....	2,000 00	<b>CINCINNATI, OHIO.</b>	
1 clerk.....	1,700 00	1 surveyor.....	5,000 00
3 clerks.....	4,800 00	1 special deputy surveyor.....	2,000 00
1 inspector and deputy collector.....	1,282 00	1 assistant bookkeeper.....	1,200 00
1 inspector and collector.....	1,232 50	1 measurer.....	1,053 00
5 inspectors.....	6,410 00	1 clerk.....	1,000 00
1 inspector.....	999 00	2 clerks.....	1,800 00
1 special inspector.....	1,460 00	1 appraiser.....	3,000 00
4 night-watchmen.....	3,650 00	1 examiner.....	1,500 00
1 night-watchman.....	1,045 50	1 porter.....	600 00
1 night-watchman.....	532 00	1 weigher, gauger, &c.....	1,095 00
1 assistant weigher and gauger.....	730 00	4 inspectors.....	4,370 00
2 boatmen.....	1,460 00	1 storekeeper.....	1,095 00
1 messenger.....	730 00	1 messenger.....	480 00
1 assistant messenger.....	500 00	1 watchman.....	60 00
		1 janitor.....	400 00
<b>SALURIA, TEX.</b>		1 examiner of drugs.....	15 00
1 collector.....	2,141 12	2 firemen.....	315 64
1 special deputy collector.....	1,350 50		
1 deputy collector.....	1,350 00	<b>CUYAHOGA, OHIO.</b>	
1 deputy collector and mounted inspector.....	1,277 50	1 collector.....	2,500 00
1 mounted inspector.....	1,246 00	1 appraiser.....	3,000 00
1 mounted inspector.....	1,095 00	1 special deputy collector.....	1,600 00
2 inspectors.....	2,190 00	1 deputy collector.....	1,200 00
1 messenger.....	360 00	1 deputy collector and inspector.....	1,095 00
1 boatman.....	357 00	1 deputy collector and clerk.....	900 00
		1 clerk.....	1,000 00
<b>CORPUS CHRISTI, TEX.</b>		3 inspectors.....	3,285 00
1 collector.....	2,726 15	1 deputy collector and watchman.....	730 00
1 special deputy collector.....	1,800 00	2 deputy collectors.....	960 00
1 deputy collector and clerk.....	1,450 03	2 deputy collectors.....	600 00
1 deputy collector and inspector.....	1,700 00	1 deputy collector.....	25 00
2 deputy collectors and inspectors.....	2,555 00	1 night-watchman.....	1,052 00
1 inspector and storekeeper.....	1,277 50	1 opener and packer.....	600 00
1 inspector and clerk.....	1,277 50	1 janitor.....	720 00
2 mounted inspectors.....	2,555 00	1 fireman.....	632 75
1 inspector.....	1,277 50		
1 porter.....	430 00	<b>SANDUSKY, OHIO.</b>	
		1 collector.....	2,500 00
<b>BRAZOS DE SANTIAGO, TEX.</b>		1 deputy collector.....	1,000 00
1 collector.....	4,500 00	2 deputy collectors.....	800 00
1 deputy collector.....	2,000 00	2 deputy collectors.....	400 00
1 deputy collector and inspector.....	1,800 00	2 deputy collectors.....	340 00
1 clerk.....	1,800 00	1 deputy collector.....	112 50
3 clerks.....	4,800 00		
1 storekeeper.....	1,400 00		
3 deputy collectors and inspectors.....	3,832 60		
11 mounted inspectors.....	14,052 50		
5 inspectors.....	6,387 50		
1 inspector.....	912 00		
1 inspectress.....	1,095 00		
1 messenger.....	750 00		
1 watchman.....	750 00		



Statement of the number of persons employed in each district, &c.—Continued.

District, number of persons, and occupation.	Compensation.	District, number of persons, and occupation.	Compensation.
MIAMI, OHIO.		MICHIGAN, MICH.	
1 collector .....	\$2,518 00	1 collector .....	\$2,500 00
1 special deputy collector .....	1,400 00	1 deputy collector .....	1,200 00
1 deputy collector .....	1,000 00	2 deputy collectors .....	1,200 00
1 deputy collector .....	720 00	1 deputy collector .....	427 42
1 inspector .....	1,095 00	1 deputy collector .....	341 94
DETROIT, MICH.		1 deputy collector .....	300 00
1 collector .....	4,500 00	3 deputy collectors .....	769 35
1 appraiser .....	3,000 00	1 deputy collector .....	213 71
1 deputy collector and clerk .....	2,000 00	1 deputy collector .....	200 00
1 deputy collector and clerk .....	1,800 00	1 deputy collector .....	184 71
4 deputy collectors and clerks .....	4,800 00	3 deputy collectors .....	512 91
1 deputy collector, clerk, and inspector .....	999 00	1 deputy collector .....	128 23
1 cashier .....	1,500 00	EVANSVILLE, IND.	
2 special inspectors .....	2,920 00	1 surveyor .....	760 55
2 storekeepers .....	2,190 00	1 deputy surveyor .....	500 00
1 deputy collector and inspector .....	1,460 00	MICHIGAN CITY, IND.	
1 deputy collector and inspector .....	1,277 50	1 surveyor .....	350 00
3 deputy collectors and inspectors .....	3,285 00	CHICAGO, ILL.	
8 deputy collectors and inspectors .....	7,296 00	1 collector .....	4,500 00
5 deputy collectors and inspectors .....	3,645 00	1 deputy collector and clerk .....	2,200 00
2 deputy collectors and inspectors .....	732 00	2 deputy collectors and clerk .....	4,000 00
5 deputy collectors and inspectors .....	1,200 00	1 deputy collector and clerk .....	1,550 00
2 deputy collectors and inspectors .....	240 00	1 deputy collector and clerk .....	1,400 00
10 inspectors .....	9,120 00	1 deputy collector and clerk .....	160 00
3 inspectors .....	2,187 00	1 auditor .....	2,200 00
1 inspectress .....	546 00	1 assistant auditor .....	1,616 80
1 deputy collector .....	600 80	1 cashier .....	2,000 00
1 deputy collector .....	60 00	1 clerk .....	2,000 00
1 messenger .....	600 00	1 clerk .....	1,583 20
1 janitor .....	500 00	1 clerk .....	1,558 20
1 assistant janitor .....	400 00	1 clerk .....	1,442 00
HURON, MICH.		2 clerks .....	2,800 00
1 collector .....	2,718 89	1 clerk .....	1,250 00
1 special deputy collector .....	1,700 00	1 clerk .....	1,200 00
1 bookkeeper and cashier .....	1,400 00	1 clerk .....	300 00
1 deputy collector and clerk .....	1,200 00	9 inspectors .....	9,855 00
1 deputy collector and clerk .....	1,000 00	3 inspectors .....	3,471 00
1 deputy collector and clerk .....	950 00	2 inspectors .....	1,650 00
1 deputy collector .....	800 00	2 inspectors .....	1,608 00
1 deputy collector .....	1,000 00	1 inspector .....	783 00
1 deputy collector .....	610 00	1 inspector .....	682 00
3 deputy collectors .....	1,260 00	1 watchman .....	912 50
1 deputy collector .....	400 00	2 messengers .....	1,460 00
1 deputy collector .....	1,200 00	1 storekeeper .....	1,095 00
5 deputy collectors .....	1,000 00	2 storekeepers .....	2,252 00
2 deputy collectors .....	240 00	1 storekeeper .....	730 00
1 messenger .....	600 00	1 storekeeper .....	322 50
1 watchman .....	730 00	1 appraiser .....	3,000 01
2 deputy collectors and inspectors .....	2,555 00	2 examiners .....	3,000 00
4 deputy collectors and inspectors .....	3,648 00	1 clerk .....	1,200 00
2 deputy collectors and inspectors .....	1,440 00	1 messenger .....	912 50
6 deputy collectors and inspectors .....	*6,570 00	GALENA, ILL.	
1 inspector .....	*1,095 00	1 surveyor .....	473 48
7 inspectors .....	6,384 00	CAIRO, ILL.	
2 inspectors .....	1,440 00	1 surveyor .....	819 56
1 inspectress .....	240 00	1 deputy surveyor .....	600 00
1 inspector .....	*1,095 00	MILWAUKEE, WIS.	
SUPERIOR, MICH.		1 collector .....	2,500 00
1 collector .....	2,500 00	1 special deputy collector .....	1,800 00
1 special deputy collector .....	1,400 00	1 deputy collector .....	1,500 00
1 deputy collector .....	1,116 90	2 inspectors .....	2,190 00
1 deputy collector .....	780 43	1 deputy collector .....	400 00
1 deputy collector .....	300 00	1 deputy collector .....	300 00
3 deputy collectors .....	899 91	1 deputy collector .....	350 00
1 deputy collector .....	299 70	1 deputy collector .....	250 00
1 deputy collector .....	183 10	1 deputy collector .....	150 00
1 deputy collector .....	140 07	LA CROSSE, WIS.	
2 deputy collectors .....	249 40	1 surveyor .....	1,200 00
1 deputy collector .....	41 60		
1 deputy collector .....	11 00		
1 inspector .....	1,460 00		
3 inspectors .....	3,285 00		

\* Paid by railroad companies.

## Statement of the number of persons employed in each district, &amp;c.—Continued.

District, number of persons, and occupation.	Compensation.	District, number of persons, and occupation.	Compensation.
DULUTH, MINN.		WILLAMETTE, OREG.—Continued.	
1 collector .....	\$2,500 00	2 night-inspectors .....	\$2,190 00
1 special deputy collector .....	1,200 00	1 clerk .....	1,500 00
1 deputy collector .....	138 00	1 weigher and gauger .....	1,341 00
1 inspector .....	1,095 00	1 opener and packer .....	1,250 00
1 inspector .....	705 00	1 storekeeper .....	1,250 00
1 inspector and clerk .....	705 00	1 appraiser .....	3,000 00
MINNESOTA, MINN.		SOUTHERN OREGON.	
1 collector .....	2,500 00	1 collector .....	1,000 00
1 deputy collector .....	2,000 00	1 deputy collector .....	1,000 00
1 deputy collector .....	1,460 00	SAN FRANCISCO, CAL.	
2 deputy collectors .....	2,190 00	1 collector .....	7,000 00
1 inspector .....	848 00	1 auditor .....	4,500 00
2 inspectors .....	2,555 00	1 deputy collector .....	3,625 00
1 inspector .....	1,095 00	1 adjuster of duties .....	2,792 10
1 inspector and clerk .....	1,095 00	2 clerks .....	5,000 00
1 storekeeper .....	305 00	3 clerks .....	6,000 00
BURLINGTON, IOWA.		13 clerks .....	23,400 00
1 surveyor .....	390 70	6 clerks .....	9,600 00
DUBUQUE, IOWA.		2 deputy collectors .....	3,000 00
1 surveyor .....	472 48	2 clerks .....	2,400 00
SAINT LOUIS, MO.		4 messengers .....	3,600 00
1 surveyor .....	5,000 00	3 watchmen .....	2,700 00
1 special deputy and clerk .....	2,800 00	1 messenger .....	600 00
2 deputy collectors and clerk .....	4,000 00	1 deputy collector and storekeeper .....	3,625 00
1 deputy collector and clerk .....	1,800 00	1 superintendent of warehouses .....	2,500 00
1 deputy collector and clerk .....	1,600 00	1 clerk .....	2,000 00
2 clerks .....	2,600 00	4 clerks .....	7,200 00
2 clerks .....	2,400 00	3 clerks .....	4,800 00
1 clerk .....	900 00	1 assistant storekeeper .....	1,642 50
1 appraiser .....	3,000 00	8 assistant storekeepers .....	13,140 00
1 examiner .....	1,400 00	1 assistant storekeeper .....	1,089 00
2 inspectors .....	2,920 00	1 assistant storekeeper .....	1,634 00
1 inspector .....	1,368 75	1 superintendent of laborers .....	1,200 00
3 inspectors .....	3,832 50	1 engineer .....	1,200 00
1 messenger .....	720 00	3 watchmen .....	2,700 00
1 storekeeper .....	912 50	1 messenger .....	900 00
1 laborer .....	600 00	10 laborers .....	9,000 00
1 watchman .....	912 50	2 appraisers .....	7,250 00
OMAHA, NEBR.		2 assistant appraisers .....	5,000 00
1 surveyor .....	400 20	4 examiners .....	8,000 00
1 deputy surveyor and inspector .....	1,274 00	1 clerk .....	1,800 00
MONTANA AND IDAHO.		1 examiner .....	1,600 00
1 collector .....	1,141 60	3 samplers .....	3,325 90
1 deputy collector .....	400 00	1 sampler .....	1,200 00
PUGET SOUND, WASH.		1 messenger .....	900 00
1 collector .....	3,000 00	8 laborers .....	7,200 00
2 deputy collectors and clerks .....	4,300 00	1 naval officer .....	5,000 00
1 clerk and inspector .....	1,200 00	1 deputy naval officer .....	3,125 00
1 inspector .....	1,460 00	6 clerks .....	10,800 00
6 inspectors .....	7,200 00	1 clerk .....	1,600 00
1 inspector .....	1,095 00	1 clerk .....	1,400 00
1 watchman .....	700 00	1 messenger .....	1,000 00
3 boatmen .....	1,800 00	1 surveyor .....	5,000 00
OREGON, OREG.		1 deputy surveyor .....	3,625 00
1 collector .....	3,000 00	1 deputy surveyor and clerk .....	3,130 01
1 deputy collector .....	1,600 00	1 clerk .....	1,800 00
1 deputy collector .....	900 00	1 messenger .....	900 00
1 deputy collector .....	500 00	35 inspectors .....	51,100 00
2 inspectors .....	2,190 00	1 inspectress .....	1,095 00
2 boatmen .....	960 00	1 night-inspector .....	1,460 00
WILLAMETTE, OREG.		1 night inspector .....	1,277 50
1 collector .....	3,000 00	37 night-inspectors .....	40,515 00
1 deputy collector .....	2,400 00	3 weighers .....	6,000 00
1 deputy collector .....	2,200 00	12 assistant weighers .....	14,400 00
3 inspectors .....	3,950 00	1 gauger .....	2,000 00
		1 laborer .....	1,200 00
		2 boatmen .....	242 36
		1 temporary night-inspector .....	534 00
		SAN DIEGO, CAL.	
		1 collector .....	3,000 00
		1 inspector and deputy collector .....	1,100 00
		1 inspector and deputy collector .....	1,000 00
		1 mounted inspector .....	1,095 00
		1 inspector .....	1,000 00
		1 temporary inspector .....	*502 00
		6 temporary inspectors .....	.....

\* Vessels paid \$195 of this sum.

Statement exhibiting the number and tonnage of the registered, enrolled, and licensed vessels of the United States on June 30, 1878.

States and Territories in which documented.	Registered.		Enrolled.		Licensed under 20 tons.		Total.	
	No.	Tons.	No.	Tons.	No.	Tons.	No.	Tons.
Maine .....	550	383,783.88	1,687	144,601.11	528	6,517.70	2,765	534,902.69
New Hampshire .....	10	9,726.08	48	3,392.32	19	232.68	77	13,351.08
Vermont .....			19	3,414.06	4	38.96	23	3,453.02
Massachusetts .....	605	299,500.70	1,503	168,649.13	417	4,585.84	2,525	472,735.67
Rhode Island .....	5	1,082.76	160	36,667.21	135	1,373.90	300	39,123.87
Connecticut .....	45	11,855.71	450	64,324.20	345	3,721.29	840	79,901.20
New York .....	915	596,352.48	3,887	656,081.49	801	8,879.27	5,603	1,261,313.24
New Jersey .....	42	3,893.32	808	86,721.88	380	4,022.74	1,230	94,637.94
Pennsylvania .....	142	79,740.21	1,344	278,163.83	162	2,036.18	1,648	359,940.22
Delaware .....	1	252.63	145	14,546.37	38	429.64	184	15,228.64
Maryland .....	114	40,352.08	1,044	82,292.44	618	7,292.15	1,776	129,936.67
District of Columbia .....	2	441.53	60	7,888.78	37	429.82	99	8,760.13
Virginia .....	36	9,077.29	375	19,815.44	726	6,954.01	1,137	35,846.74
North Carolina .....	25	4,720.66	87	4,671.76	211	2,299.39	323	11,691.81
South Carolina .....	17	5,546.54	85	7,441.95	126	1,485.99	228	14,474.48
Georgia .....	19	7,341.26	48	12,822.27	36	342.16	103	20,505.69
Florida .....	72	9,384.65	133	15,621.66	152	1,617.75	357	26,624.06
Alabama .....	25	8,457.84	55	8,051.30	36	329.42	116	16,838.56
Mississippi .....	11	861.14	92	7,746.13	69	822.48	172	9,429.75
Louisiana .....	72	31,174.88	290	58,267.34	285	2,712.22	647	92,154.44
Texas .....	26	6,123.73	105	8,617.15	149	1,605.38	220	16,346.26
Tennessee .....			80	13,194.02	11	135.96	91	13,329.98
Kentucky .....			64	14,919.45	7	91.53	71	15,010.98
Missouri .....	4	535.46	359	128,666.67	6	68.38	369	129,270.51
Iowa .....			44	3,680.36	4	52.00	48	3,732.36
Nebraska .....			27	5,619.27			27	5,619.27
Minnesota .....			59	6,246.57	12	181.82	71	6,428.39
Wisconsin .....	5	1,637.67	390	70,728.70	2	26.47	397	72,392.84
Illinois .....	46	19,743.57	424	82,336.00	33	437.81	503	102,517.38
Indiana .....			79	8,722.46			79	8,722.46
Michigan .....	12	3,294.29	743	140,211.93	193	2,371.04	948	145,877.26
Ohio .....	5	1,573.30	576	154,658.42	61	693.25	642	156,924.97
West Virginia .....			366	42,538.85	21	268.40	407	42,807.25
Arizona .....	4	834.46	4	554.20			8	1,388.66
California .....	160	75,128.01	611	106,385.26	134	1,772.47	905	183,285.74
Oregon .....	4	1,773.03	110	34,979.36	32	326.63	146	37,079.02
Washington .....	55	14,702.20	34	16,120.78	19	177.91	108	31,000.89
Alaska .....	8	156.04			3	24.38	11	180.42
Total of the United States .....	3,037	1,629,047.40	16,415	2,519,360.12	5,812	64,357.02	25,264	4,212,764.54
SUMMARY.								
Atlantic and Gulf coasts .....	2,718	1,505,887.53	10,651	1,334,734.76	5,197	56,793.27	18,566	2,897,415.56
Pacific coast .....	231	92,593.74	759	158,039.60	188	2,301.39	1,178	252,934.73
Northern lakes .....	71	26,557.04	2,774	574,210.63	321	3,888.98	3,166	604,656.65
Western rivers .....	17	4,009.09	2,231	452,375.13	106	1,373.38	2,354	457,757.60
Total United States .....	3,037	1,629,047.40	16,415	2,519,360.12	5,812	64,357.02	25,264	4,212,764.54

Statement exhibiting the number and tonnage of sailing-vessels, steam-vessels, canal-boats, and barges of the United States, June 30, 1878.

States and Territories in which documented.	Sailing-vessels.		Steam-vessels.		Canal-boats.		Barges.		Total.	
	No.	Tons.	No.	Tons.	No.	Tons.	No.	Tons.	No.	Tons.
Maine .....	2, 683	518, 677. 82	81	16, 073. 45			1	151. 43	2, 765	534, 902. 69
New Hampshire .....	72	13, 070. 44	5	280. 64					77	13, 351. 08
Vermont .....	13	731. 10	8	2, 583. 33	2	138. 59			23	3, 453. 02
Massachusetts .....	2, 365	426, 124. 03	153	44, 441. 74			7	2, 169. 90	2, 525	472, 735. 67
Rhode Island .....	244	17, 304. 10	56	21, 819. 77					300	39, 123. 87
Connecticut .....	704	46, 660. 57	91	27, 098. 60	1	120. 00	44	6, 092. 03	840	79, 901. 20
New York .....	3, 153	687, 923. 99	1, 011	374, 293. 00	878	69, 501. 99	561	129, 504. 26	5, 603	1, 261, 313. 24
New Jersey .....	896	51, 624. 23	103	16, 921. 56	163	15, 431. 47	68	10, 660. 68	1, 230	94, 637. 94
Pennsylvania .....	705	141, 217. 94	454	130, 885. 69	27	3, 499. 24	462	84, 337. 35	1, 648	359, 940. 22
Delaware .....	159	11, 298. 69	16	2, 629. 99				1, 299. 96	184	15, 228. 64
Maryland .....	1, 641	92, 145. 20	133	37, 637. 27			2	134. 20	1, 776	129, 936. 67
District of Columbia .....	66	2, 531. 78	32	6, 060. 08			1	168. 27	99	8, 760. 13
Virginia .....	1, 045	28, 042. 20	85	7, 069. 00			7	735. 54	1, 137	35, 846. 74
North Carolina .....	301	9, 855. 45	22	1, 836. 36					323	11, 691. 81
South Carolina .....	187	9, 162. 45	41	5, 312. 03					228	14, 474. 48
Georgia .....	76	10, 183. 70	24	10, 024. 10			3	297. 89	103	20, 505. 69
Florida .....	292	19, 481. 61	65	7, 142. 45					357	26, 624. 06
Alabama .....	72	10, 244. 64	39	6, 082. 86			5	511. 06	116	16, 838. 56
Mississippi .....	110	3, 421. 76	46	4, 739. 74			16	1, 264. 25	172	9, 429. 75
Louisiana .....	443	35, 057. 61	189	54, 280. 53			15	2, 816. 30	647	92, 154. 44
Texas .....	232	8, 019. 86	33	6, 099. 15			15	2, 227. 25	280	16, 346. 26
Tennessee .....			89	13, 266. 25			2	63. 73	91	13, 329. 98
Kentucky .....			47	11, 616. 68			24	3, 394. 30	71	15, 010. 98
Missouri .....			174	59, 094. 08			195	70, 176. 43	369	129, 270. 51
Iowa .....			48	3, 732. 36					48	3, 732. 36
Nebraska .....			27	5, 619. 27					27	5, 619. 27
Minnesota .....	2	92. 64	48	4, 711. 46			21	1, 624. 29	71	6, 428. 39
Wisconsin .....	280	54, 826. 58	115	17, 315. 41			2	250. 85	397	72, 392. 84
Illinois .....	295	68, 529. 39	161	23, 670. 28			47	10, 317. 71	503	102, 517. 38
Indiana .....			54	5, 611. 28			25	3, 111. 18	79	8, 722. 46
Michigan .....	444	50, 920. 94	369	60, 772. 77			135	34, 183. 55	948	145, 877. 26
Ohio .....	244	63, 730. 72	220	64, 619. 62			178	28, 574. 63	642	156, 924. 97
West Virginia .....			140	16, 234. 86			267	26, 572. 39	407	42, 807. 25
Arizona .....			4	834. 46			4	554. 20	8	1, 388. 66
California .....	676	111, 880. 45	168	63, 226. 86			61	8, 178. 43	905	183, 285. 74
Oregon .....	44	2, 733. 37	81	28, 735. 62			21	5, 610. 03	146	37, 079. 02
Washington Territory .....	69	25, 691. 08	39	5, 309. 81					108	31, 000. 89
Alaska .....	10	134. 57	1	45. 85					11	180. 42
Total .....	17, 523	2, 521, 318. 91	4, 472	1, 167, 678. 26	1, 071	88, 691. 29	2, 198	435, 076. 08	25, 264	4, 212, 764. 54

## SUMMARY.

	Sailing-vessels.		Steam-vessels.		Canal-boats.		Barges.		Total.	
	No.	Tons.	No.	Tons.	No.	Tons.	No.	Tons.	No.	Tons.
Atlantic and Gulf coasts .....	15, 178	2, 064, 970. 82	2, 101	632, 143. 55	552	46, 789. 09	735	153, 512. 10	18, 566	2, 897, 415. 56
Pacific coast .....	799	140, 439. 47	293	98, 152. 60	-----	-----	86	14, 342. 66	1, 178	252, 934. 73
Northern lakes .....	1, 546	315, 908. 62	918	201, 550. 13	519	41, 902. 20	183	45, 295. 70	3, 166	604, 656. 65
Western rivers .....	-----	-----	1, 160	235, 831. 98	-----	-----	1, 194	221, 925. 62	2, 354	457, 757. 60
Grand total.....	17, 523	2, 521, 318. 91	4, 472	1, 167, 678. 26	1, 071	88, 691. 29	2, 198	435, 076. 08	25, 264	4, 212, 764. 54

Statement exhibiting the number and tonnage of vessels employed in the cod and mackerel fisheries on June 30, 1878.

States and customs-districts in which documented.	Vessels above 20 tons.		Vessels under 20 tons.		Total.	
	No.	Tons.	No.	Tons.	No.	Tons.
MAINE.						
Passamaquoddy .....	16	725.47	12	141.74	28	867.21
Machias .....	7	210.78	12	153.44	19	364.22
Frenchman's Bay .....	31	1,604.39	32	388.85	63	1,993.24
Castine .....	53	2,660.87	43	533.45	96	3,194.32
Bangor .....	3	24.17	3	24.17	3	24.17
Belfast .....	27	1,175.76	35	432.42	62	1,608.18
Waldoborough .....	82	3,299.33	86	1,058.08	168	4,357.41
Wiscasset .....	54	2,943.30	36	394.92	90	3,338.22
Bath .....	6	152.91	21	256.98	27	411.89
Portland and Falmouth .....	76	3,664.80	50	630.91	126	4,295.71
Saco .....	1	31.30	12	107.66	13	138.96
Kennebunk .....	5	176.09	9	106.49	14	282.58
York .....	1	30.64	3	30.28	4	60.92
Total .....	359	16,675.64	354	4,261.39	713	20,937.03
NEW HAMPSHIRE.						
Portsmouth .....	19	1,058.52	15	160.04	34	1,218.56
MASSACHUSETTS.						
Newburyport .....	21	1,011.90	7	83.24	28	1,095.14
Gloucester .....	345	26,657.14	66	732.85	411	21,389.99
Salem and Beverly .....	33	2,347.15	10	117.83	43	2,464.98
Marblehead .....	29	1,413.45	28	298.10	57	1,711.55
Boston and Charlestown .....	85	4,577.08	20	212.39	105	4,789.47
Plymouth .....	25	1,355.69	13	109.58	38	1,465.27
Barnstable .....	197	13,727.59	51	580.95	248	14,308.54
Nantucket .....	1	33.70	1	6.50	2	40.20
Edgartown .....	6	57.31	6	57.31	6	57.31
New Bedford .....	18	902.05	50	472.37	68	1,374.42
Fall River .....	9	332.06	22	243.53	31	575.59
Total .....	763	46,357.81	274	2,914.65	1,037	49,272.46
RHODE ISLAND.						
Providence .....	5	189.21	28	238.51	33	427.72
Newport .....	36	1,796.17	70	727.60	106	2,523.77
Bristol and Warren .....	6	44.52	6	44.52	6	44.52
Total .....	41	1,985.38	104	1,010.63	145	2,996.01
CONNECTICUT.						
Stonington .....	40	1,410.99	48	552.62	88	1,963.61
New London .....	41	1,837.70	69	838.26	110	2,675.96
Middletown .....	3	25.51	3	25.51	3	25.51
Total .....	81	3,248.69	120	1,416.39	201	4,665.08
NEW YORK.						
New York .....	11	392.46	111	951.38	122	1,343.84
Sag Harbor .....	40	3,142.28	116	1,185.28	156	4,327.56
Total .....	51	3,540.74	227	2,136.66	278	5,677.40
NEW JERSEY.						
Great Egg Harbor .....	1	24.59	1	24.59	1	24.59
PENNSYLVANIA.						
Philadelphia .....	1	5.17	1	5.17	1	5.17
FLORIDA.						
Fernandina .....	1	61.09	1	61.09	1	61.09
CALIFORNIA.						
San Francisco .....	16	1,525.06	2	24.80	18	1,609.86
San Diego .....	1	21.60	5	57.78	6	79.58
Total .....	17	1,606.86	7	82.58	24	1,689.44

## SUMMARY.

Maine .....	359	16,675.64	354	4,261.39	713	20,937.03
New Hampshire .....	19	1,058.52	15	160.04	34	1,218.56
Massachusetts .....	763	46,357.81	274	2,914.65	1,037	49,272.46
Rhode Island .....	41	1,985.38	104	1,010.63	145	2,996.01
Connecticut .....	81	3,248.69	120	1,416.39	201	4,665.08
New York .....	51	3,540.74	227	2,136.66	278	5,677.40
New Jersey .....	1	24.59	1	24.59	1	24.59
Pennsylvania .....	1	5.17	1	5.17	1	5.17
Florida .....	1	61.09	1	61.09	1	61.09
California .....	17	1,606.86	7	82.58	24	1,689.44
Grand total .....	1,333	74,559.32	1,102	11,987.51	2,435	86,546.83

REGISTER.

577

Statement showing the number and tonnage of vessels of the United States employed in the whale fisheries on June 30, 1878.

Customs-districts in which documented.	No.	Tons.
Boston, Mass.....	4	423.00
Barnstable, Mass.....	23	2,208.47
Edgarton, Mass.....	3	634.16
New Bedford, Mass.....	141	34,831.91
New London, Conn.....	11	1,552.12
<b>Total.....</b>	<b>182</b>	<b>39,699.66</b>

Condensed statement showing the number and tonnage of vessels built in the United States during the year ended June 30, 1878.

States and Territories.	Sailing-vessels.		Steam-vessels.		Canal-boats.		Barges.		Total.		
	No.	Tons.	No.	Tons.	No.	Tons.	No.	Tons.	No.	Tons.	
<b>THE ATLANTIC AND GULF COASTS.</b>											
Maine.....	113	65,193.46	4	576.53					117	65,769.99	
New Hampshire.....	2	2,941.69	2	31.13					4	2,972.82	
Massachusetts.....	50	17,337.80	9	667.72			1	127.52	60	18,133.04	
Rhode Island.....	3	26.79	3	119.25					6	146.04	
Connecticut.....	17	1,135.36	6	319.89			21	1,807.97	44	3,263.22	
New York.....	72	3,577.00	30	5,851.56	8	748.73	9	1,161.22	119	11,339.31	
New Jersey.....	23	851.78	9	247.51			3	445.10	35	1,544.39	
Pennsylvania.....	8	1,882.56	24	21,293.67					32	23,181.23	
Delaware.....	14	4,980.49	7	4,491.02			2	410.67	23	9,882.18	
Maryland.....	41	1,472.44	6	437.14			2	296.27	49	2,205.85	
District of Columbia.....	2	21.77	4	158.93					6	180.70	
Virginia.....	33	809.54	2	995.74					35	1,805.28	
North Carolina.....	11	187.45	1	9.29					12	196.74	
South Carolina.....	15	240.06	2	117.34					17	357.40	
Georgia.....	5	44.52							5	44.52	
Florida.....	19	690.40	3	497.12					22	1,187.52	
Alabama.....	3	31.47	6	515.40					9	546.87	
Mississippi.....	13	234.16	3	199.84			1	38.46	17	472.46	
Louisiana.....	10	132.99	3	196.90					13	335.89	
Texas.....	9	239.16							9	239.16	
<b>Total.....</b>	<b>463</b>	<b>102,037.69</b>	<b>124</b>	<b>36,730.98</b>	<b>8</b>	<b>748.73</b>	<b>39</b>	<b>4,287.21</b>	<b>634</b>	<b>143,004.61</b>	
<b>THE PACIFIC COAST.</b>											
California.....	23	1,702.98	10	4,121.24					33	5,824.22	
Oregon.....	7	182.75	11	4,234.21			5	448.29	23	4,865.25	
Washington Territory.....	5	631.74	1	5.08					6	636.82	
Alaska.....	1	6.43							1	6.43	
<b>Total.....</b>	<b>36</b>	<b>2,523.90</b>	<b>22</b>	<b>8,360.53</b>			<b>5</b>	<b>448.29</b>	<b>63</b>	<b>11,332.72</b>	
<b>THE NORTHERN LAKES.</b>											
Vermont.....	1	104.42							1	104.42	
New York.....	2	17.95	20	4,033.95	11	1,159.77			33	5,211.67	
Ohio.....	7	195.30	6	1,875.51					13	2,070.81	
Michigan.....	18	1,047.17	17	2,066.08			2	129.89	37	3,243.14	
Illinois.....	3	55.03	10	457.10					13	512.13	
Wisconsin.....	1	42.04	2	211.01					3	253.05	
Minnesota.....	1	43.01							1	43.01	
<b>Total.....</b>	<b>33</b>	<b>1,504.92</b>	<b>55</b>	<b>8,643.65</b>	<b>11</b>	<b>1,159.77</b>	<b>2</b>	<b>129.89</b>	<b>101</b>	<b>11,438.23</b>	
<b>THE WESTERN RIVERS.</b>											
Louisiana.....			8	564.44					8	564.44	
Mississippi.....			2	125.49					2	125.49	
Tennessee.....			14	1,150.44				2	63.73	16	1,214.17
Kentucky.....			25	6,471.76			23	8,891.19	48	15,362.95	
Missouri.....			8	1,711.64			17	2,388.39	25	4,100.03	
Nebraska.....			2	50.08					2	50.08	
Wisconsin.....			1	312.75					1	312.75	
Minnesota.....			6	449.83					6	449.83	
Illinois.....			2	250.20					2	250.20	
Indiana.....			9	584.58			3	172.53	12	757.11	
Ohio.....			22	6,541.89			111	13,547.69	133	20,089.58	
West Virginia.....			11	975.74			93	6,200.17	104	7,175.91	
Pennsylvania.....			23	8,935.60			78	9,539.87	101	18,475.47	
<b>Total.....</b>			<b>133</b>	<b>28,124.44</b>			<b>327</b>	<b>40,803.57</b>	<b>460</b>	<b>68,928.01</b>	

Condensed statement showing the number and tonnage of vessels built, &c.—Continued

States and Territories.	Sailing-vessels.		Steam-vessels.		Canal-boats.		Barges.		Total.	
	No.	Tons.	No.	Tons.	No.	Tons.	No.	Tons.	No.	Tons.
SUMMARY.										
Atlantic and Gulf coasts .....	463	102,037.69	124	36,730.98	8	748.73	39	4,287.21	634	143,804.61
Pacific coast .....	36	2,523.90	22	8,360.53	.....	.....	5	448.29	63	11,332.72
Northern lakes .....	33	1,504.92	55	8,643.65	11	1,159.77	2	129.89	101	11,438.23
Western rivers .....	.....	.....	133	28,124.44	.....	.....	327	40,803.57	460	68,928.01
Grand total .....	532	106,066.51	334	81,859.60	19	1,908.50	373	45,668.96	1,258	235,503.57

Summary statement of sailing-vessels built in the United States during the year ended June 30, 1878.

Class of vessels.	Number.	Tonnage.
Ships .....	34	50,325.46
Barks .....	41	29,578.70
Barkentines .....	6	3,363.76
Brigs .....	7	2,863.15
Schooners .....	279	18,181.81
Sloops .....	165	1,853.63
Total .....	532	106,066.51

Summary statement of steam-vessels built in the United States during the year ended June 30, 1878.

Class of vessels.	Number.	Tonnage.
River steamers, side-wheel .....	57	21,173.05
River steamers, stern-wheel .....	112	25,647.59
River steamers, propellers .....	141	7,090.35
Lake steamers, side-wheel .....	1	98.15
Lake steamers, propellers .....	7	6,461.90
Ocean steamers, side-wheel .....	.....	.....
Ocean steamers, propellers .....	16	21,388.56
Total .....	334	81,859.60

Summary statement of canal-boats and barges built in the United States during the year ended June 30, 1878.

Class of vessels.	Number.	Tonnage.
Canal-boats .....	19	1,908.50
Barges .....	373	45,668.96
Total .....	392	47,577.46

Statement showing the class, number, and tonnage of iron vessels built in the United States during the year ended June 30, 1878.

Ports.	Sailing-vessels.		Steam-vessels.		Total.	
	Number.	Tons.	Number.	Tons.	Number.	Tons.
Philadelphia, Pa .....	.....	.....	16	20,329.07	16	20,329.07
Pittsburgh, Pa .....	.....	.....	3	576.47	3	576.47
Wilmington, Del .....	.....	.....	7	4,491.02	7	4,491.02
Baltimore, Md .....	.....	.....	2	48.51	2	48.51
Buffalo, N. Y. ....	.....	.....	1	306.12	1	306.12
Cincinnati, Ohio .....	.....	.....	1	128.31	1	128.31
Saint Louis, Mo .....	.....	.....	2	1,080.79	2	1,080.79
Total .....	.....	.....	32	26,960.29	32	26,960.29



Statement showing the number and class of vessels built, and the tonnage thereof, in the several States and Territories in the United States, from 1815 to 1878, inclusive.

Year.	Class of vessels.					Total number of vessels built.	Total tonnage.
	Ships and barks.	Brigs.	Schooners.	Sloops, canal-boats, barges.	Steamers.		
1815	136	224	681	274	.....	1,315	Tons. 95ths. 154,624 39
1816	76	133	781	424	.....	1,414	131,667 86
1817	34	86	559	394	.....	1,073	86,393 37
1818	53	85	428	332	.....	898	82,421 24
1819	53	82	473	242	.....	850	79,817 86
1820	21	60	301	152	.....	534	47,784 01
1821	43	89	248	127	.....	507	55,856 01
1822	64	131	260	168	.....	623	75,346 93
1823	55	127	260	165	15	622	75,007 57
1824	56	156	377	166	26	781	90,939 00
1825	56	197	538	168	35	994	114,997 25
1826	71	187	482	227	45	1,012	126,438 35
1827	58	136	364	141	38	737	104,342 67
1828	73	102	474	197	33	885	98,375 58
1829	44	68	485	145	43	785	77,098 65
1830	25	56	403	116	37	637	58,084 24
1831	72	95	416	94	34	711	85,962 62
1832	132	143	568	122	100	1,065	144,539 16
1833	144	169	625	185	65	1,188	161,626 36
1834	98	94	497	180	88	957	118,330 37
1835 (9 months)	25	50	301	100	30	506	46,238 52
1836	93	65	444	164	124	890	113,627 40
1837	67	72	507	168	135	949	122,987 22
1838	66	79	510	153	90	898	113,135 44
1839	83	89	439	122	125	858	120,988 34
1840	97	109	378	224	63	871	118,309 23
1841	114	101	311	157	78	761	118,893 71
1842	116	91	273	404	137	1,021	129,083 64
1843 (9 months)	58	34	138	173	79	482	63,617 77
1844	73	47	204	279	163	766	103,537 29
1845	124	87	322	342	163	1,038	146,018 02
1846	100	164	576	355	225	1,420	182,203 93
1847	151	168	689	392	198	1,598	243,732 67
1848	254	174	701	547	175	1,851	313,075 54
1849	198	148	623	370	208	1,547	256,577 47
1850	247	117	547	290	159	1,360	272,218 54
1851	211	65	522	326	233	1,357	298,203 60
1852	255	79	584	267	259	1,444	351,493 41
1853	269	95	681	394	271	1,710	425,572 49
1854	334	112	661	386	281	1,774	535,636 01
1855	381	126	605	669	243	2,024	583,450 04
1856	306	103	594	479	221	1,703	469,393 73
1857	251	58	504	358	263	1,434	378,804 70
1858	122	46	431	400	226	1,225	242,286 60
1859	89	28	297	284	172	870	156,602 33
1860	110	36	372	289	264	1,071	212,892 48
1861	110	38	360	371	264	1,143	233,194 35
1862	60	17	207	397	183	864	175,075 84
1863	97	34	212	1,113	367	1,823	310,864 34
1864	112	45	322	1,369	498	2,366	415,740 64
1865	109	46	369	853	411	1,788	383,805 60
1866	96	61	457	926	348	1,888	336,146 56
1867	95	70	517	657	1-0	1,519	303,528 68
1868	80	48	590	848	236	1,802	285,304 73
1869	91	36	506	816	277	1,726	275,230 05
1870	73	27	519	709	290	1,618	276,953 31
1871	40	14	498	901	302	1,755	273,226 51
1872	15	10	426	900	292	1,643	208,052 22
1873	26	9	611	1,221	402	2,271	359,245 76
1874	71	22	655	995	404	2,147	432,725 17
1875	114	22	592	340	323	1,301	297,638 79
1876	76	5	424	269	338	1,112	203,585 63
1877	71	4	337	352	265	1,029	176,591 96
1878	81	7	279	557	334	1,258	235,503 57

\* New measurement from 1866.



---

---

LIABILITIES OF THE UNITED STATES TO INDIAN TRIBES,  
UNDER TREATY STIPULATIONS.

---

---

THE UNIVERSITY OF CHICAGO  
LIBRARY

THE UNIVERSITY OF CHICAGO  
LIBRARY

LIABILITIES OF THE UNITED STATES TO INDIAN TRIBES,  
UNDER TREATY STIPULATIONS.

---

DEPARTMENT OF THE INTERIOR,  
*Washington, September 18, 1878.*

SIR: I have the honor to transmit herewith a statement showing the present liabilities of the United States to Indian tribes under treaty stipulations, as per request of your letter of the 11th instant.

A copy of the communication of the Commissioner of Indian Affairs, dated 17th instant, forwarding statement to the department, is also inclosed.

Very respectfully,

C. SCHURZ,  
*Secretary.*

The Honorable the SECRETARY OF THE TREASURY.

---

DEPARTMENT OF THE INTERIOR,  
OFFICE OF INDIAN AFFAIRS,  
*Washington, September 17, 1878.*

SIR: I have the honor to inclose herewith statement showing the present liabilities of the United States to Indian tribes, under treaty stipulations, to be forwarded to the Hon. Secretary of the Treasury, as per his letter of request dated the 11th instant, referred by the department same date.

Very respectfully,

E. A. HAYT,  
*Commissioner.*

The Honorable the SECRETARY OF THE INTERIOR.

Statement showing the present liabilities of the United States to Indian tribes under treaty stipulations.

Names of treaties.	Description of annuities, &c.	Number of installments yet unappropriated, explanations, &c.	Reference to laws, Statutes at Large.	Annual amount necessary to meet stipulations, indefinite as to time, now allowed, but liable to be discontinued.	Aggregate of future appropriations that will be required during a limited number of years to pay limited annuities incidentally necessary to effect the payment.	Amount of annual liabilities of a permanent character.	Amount held in trust by the United States on which 5 per cent. is annually paid, and amounts which, invested at 5 per cent., produce permanent annuities.
Apaches, Kiowas, and Comanches.	Thirty installments, provided to be expended under the tenth article treaty of October 21, 1867.	Nineteen installments, unappropriated, at \$30,000 each.	Vol. 15, p. 584, § 10	.....	\$570,000 00	.....	.....
Do.....	Purchase of clothing.....	Tenth article treaty of October 21, 1867.	.....do.....	\$15,000 00	.....	.....	.....
Do.....	Pay of carpenter, farmer, blacksmith, miller, and engineer.	Fourteenth article treaty of October 21, 1867.	Vol. 15, p. 585, § 14	5,200 00	.....	.....	.....
Do.....	Pay of physician and teacher.....	.....do.....	.....do.....	2,500 00	.....	.....	.....
Do.....	Three installments, for seed and agricultural implements.	Two installments of \$2,500 each due.	Vol. 15, p. 583, § 8.	.....	5,000 00	.....	.....
Do.....	Pay of a second blacksmith, iron and steel....	Eighth article treaty of October 21, 1867.	Vol. 15, p. 584, § 8.	.....	2,000 00	.....	.....
Arikarees, Gros Ventres, and Mandans.	Amount to be expended in such goods, &c., as the President may from time to time determine.	Seventh article treaty of July 27, 1866.	Treaty not published.	.....	60,000 00	.....	.....
Do.....	.....do.....	.....do.....	.....do.....	30,000 00	.....	.....	.....
Blackfeet, Bloods, and Piegans.	.....do.....	Eighth article treaty of September 1, 1868.	.....do.....	40,000 00	.....	.....	.....
Cheyennes and Arapahoes.	Thirty installments, provided to be expended under tenth article treaty of October 28, 1867.	Nineteen installments, unappropriated, at \$20,000 each.	Vol. 15, p. 596, § 10	.....	380,000 00	.....	.....
Do.....	Purchase of clothing, same article.....	.....do.....	.....do.....	14,000 00	.....	.....	.....
Do.....	Pay of physician, carpenter, farmer, blacksmith, miller, engineer, and teacher.	.....do.....	Vol. 15, p. 597, § 13	7,700 00	.....	.....	.....
Do.....	Three installments, for the purchase of seeds and of agricultural implements.	Two installments, of \$2,500 each, due.	Vol. 15, p. 595, § 8.	.....	5,000 00	.....	.....
Do.....	Pay of second blacksmith, iron and steel.....	.....do.....	Vol. 15, p. 597, § 8.	2,000 00	.....	.....	.....
Chickasaws.	Permanent annuity in goods.....	.....do.....	Vol. 1, p. 619	.....	.....	\$3,000 00	.....
Chippewas, Boise Forte band.	Twenty installments, for blacksmith, assistants, iron, tools, &c.....	Seven installments, at \$1,500 each, unappropriated.	Vol. 14, p. 766, § 3.	.....	10,500 00	.....	.....
Do.....	Twenty installments, for schools, instructing Indians in farming, and for the purchase of seeds, tools, &c.....	Seven installments, at \$1,600 each, unappropriated.	.....do.....	.....	11,200 00	.....	.....

Do.....	Twenty installments of annuity, in money, goods, or other articles, provisions, ammunition, and tobacco.	Annuity, \$3,500; goods, &c., \$6,500; provisions, &c., \$1,000; seven installments unappropriated.	do .....	77,000 00	
Chippewas of Lake Superior.	Support of smith and shop, and pay of two farmers, during the pleasure of the President.	Estimated at.....	Vol. 10, p. 1112 ..	1,800 00	
Chippewas of the Mississippi.	Ten installments in money, at \$20,000 each, third article treaty of February 22, 1855, and third article treaty of May 7, 1864.	Six installments, of \$20,000 each, due.	Vol. 13, p. 694, § 3	120,000 00	
Do.....	Forty-six installments, to be paid to the chiefs of the Mississippi Indians.	Twelve installments, of \$1,000 each, due.	Vol. 9, p. 904, § 3	12,000 00	
Chippewas, Pillagers, and Lake Winnebagoshish band.	Forty installments: in money, \$10,666.66; goods, \$8,000, and for purposes of utility, \$4,000.	Sixteen installments, of \$22,666.66 each, due.	Vol. 10, p. 1168, § 3; vol. 13, p. 694, § 3.	362,666 56	
Do.....	Ten installments, for purposes of education, per third article treaty of May 7, 1864.	Six installments, of \$3,000 each, due.	Vol. 13, p. 694, § 3	18,000 00	
Choctaws	Permanent annuities .....	Second article treaty of November 16, 1805, \$3,000; thirteenth article treaty of October 18, 1820, \$600; second article treaty of January 20, 1825, \$6,000.	Vol. 7, p. 99, § 2; vol. 11, p. 614, § 13; vol. 7, p. 213, § 13; vol. 7, p. 235, § 2.	9,600 00	
Do.....	Provisions for smiths, &c.....	Sixth article treaty of October 18, 1820; ninth article treaty of January 20, 1825.	Vol. 7, p. 212, § 6; vol. 7, p. 236, § 9; vol. 7, p. 614, § 13.	920 00	
Do.....	Interest on \$390,257.92, articles ten and thirteen, treaty of January 22, 1855.	One installment, of \$2,000, due .....	Vol. 11, p. 614, § 13.	19,512 89	\$390,257 92
Confederated tribes and bands in Middle Oregon.	Five installments, for beneficial purposes, under direction of the President, treaty of June 25, 1855.	One installment, of \$2,000, due .....	Vol. 12, p. 964, § 2	2,000 00	
Do.....	Twenty installments, for pay and subsistence of one physician, sawyer, miller, superintendent of farming, and school-teacher.	One installment, of \$5,100, due .....	Vol. 12, p. 964, § 4	5,100 00	
Do.....	Twenty installments for salary of head chief.	One installment, of \$500, due.....	do .....	500 00	
Creeks.	Permanent annuities .....	Treaty of August 7, 1790.....	Vol. 7, p. 36, § 4	1,500 00	
Do.....	do.....	Treaty of June 16, 1802 .....	Vol. 7, p. 69, § 2	3,000 00	
Do.....	do.....	Treaty of January 24, 1826.....	Vol. 7, p. 287, § 4	20,000 00	490,000 00
Do.....	Smiths, shops, &c.....	Treaty of January 24, 1826.....	Vol. 7, p. 287, § 8	1,110 00	22,200 00
Do.....	Wheelwright, permanent.....	Treaty of January 24, 1826, and August 7, 1856.	Vol. 7, p. 287, § 8; vol. 11, p. 700, § 5.	600 00	12,000 00
Do.....	Allowance during the pleasure of the President for blacksmiths, assistants, shops and tools, iron and steel, wagon-maker, education and assistance in agricultural operations, &c.	Treaty of February 14, 1833, and treaty of August 7, 1856.	Vol. 7, p. 419, § 5; vol. 11, p. 700, § 5.	840 00 270 00 600 00 1,000 00 2,000 00	
Do.....	Interest on \$200,000 held in trust, sixth article treaty August 7, 1856.	Treaty of August 7, 1856.....	Vol. 11, p. 700, § 6	10,000 00	200,000 00
Do.....	Interest on \$875,168 held in trust, third article treaty June 14, 1866, to be expended under the direction of the Secretary of the Interior.	Expended under the direction of Secretary of the Interior.	Vol. 14, p. 786, § 3	33,758 40	675,168 00

Statement showing the present liabilities of the United States to Indian tribes under treaty stipulations—Continued.

Names of treaties.	Description of annuities, &c.	Number of installments yet unappropriated, explanations, &c.	Reference to laws, Statutes at Large.	Annual amount necessary to meet stipulations, indefinite as to time, now allowed, but liable to be discontinued.	Aggregate of future appropriations that will be required during a limited number of years to pay limited annuities incidentally necessary to effect the payment.	Amount of annual liabilities of a permanent character.	Amount held in trust by the United States on which 5 per cent. is annually paid, and amounts which, invested at 5 per cent., produce permanent annuities.
Crows .....	For supplying male persons over fourteen years of age with a suit of good, substantial woolen clothing; females over twelve years of age a flannel skirt or goods to make the same, a pair of woolen hose, calico and domestic; and boys and girls under the ages named such flannel and cotton goods as their necessities may require.	Treaty of May 7, 1868; twenty installments, of \$19,000 each, due, estimated.	Vol. 15, p. 651, § 9	.....	\$380,000 00	.....	.....
Do.....	For pay of physician, carpenter, miller, engineer, farmer, and blacksmith.	Treaty of May 7, 1868.....	.....do.....	\$4,500 00	.....	.....	.....
Do.....	Twenty installments, for pay of teacher and for books and stationery.	Eleven installments, of \$1,500 each, due.	Vol. 15, p. 651, § 7	.....	16,500 00	.....	.....
Do.....	Blacksmith, iron and steel, and for seeds and agricultural implements.	Estimated at.....	Vol. 15, p. 651, § 8	2,000 00	.....	.....	.....
Do.....	For the purchase of such beneficial objects as the condition and necessities of the Indians may require.	Estimated, one installment, of \$20,000, due.	Vol. 15, p. 652, § 9	.....	20,000 00	.....	.....
Dwamish and other allied tribes in Washington Territory.	Twenty installments, of \$150,000, to be expended under the direction of the President.	One installment, of \$4,250, due....	Vol. 12, p. 928, § 6.	.....	4,250 00	.....	.....
Do.....	Twenty installments, for agricultural schools and teachers.	One installment, of \$3,000, due....	Vol. 12, p. 929, § 14	.....	3,000 00	.....	.....
Do.....	Twenty installments, for a smith and carpenter shop and tools.	One installment, of \$500, due.....	.....do.....	.....	500 00	.....	.....
Do.....	Twenty installments, for blacksmith, carpenter, farmer, and physician.	One installment, of \$4,200, due.....	.....do.....	.....	4,200 00	.....	.....
Flatheads and other confederated tribes.	Twenty installments, for agricultural and industrial school, providing necessary furniture, books, stationery, &c., and for the employment of suitable instructors.	One installment, of \$2,100, due.....	Vol. 12, p. 977, § 5.	.....	2,100 00	.....	.....



Do.....	Twenty installments, for two farmers, two millers, blacksmith, gunsmith, tinsmith, carpenter and joiner, and wagon and plow maker, \$7,400, and keeping in repair blacksmith's, carpenter's, wagon and plow maker's shops, \$500.	One installment, of \$7,400, due.....	do	7,400 00		
Do.....	Twenty installments, for keeping in repair flouring and saw mill, and supplying the necessary fixtures.	One installment, of \$500, due.....	do	500 00		
Do.....	Twenty installments, for pay of physician \$1,400, keeping in repair hospital and for medicine, \$300.	One installment, of \$1,500, due.....	do	1,500 00		
Do.....	Twenty installments, for repairing buildings for various employes, &c.	One installment, of \$300, due.....	do	300 00		
Do.....	Twenty installments, for each of the head chiefs of the Flathead, Kootenay, and Upper Pend d'Oreille tribes, at \$500 each.	One installment, of \$1,500, due.....	do	1,500 00		
Gros Ventres.....	Amount to be expended in such goods, provisions, &c., as the President may from time to time determine as necessary.	Treaty not published (eighth article, July 13, 1868).		35,000 00		
Iowas.....	Interest on \$57,500, being the balance on \$157,500.		Vol. 10, p. 1071, § 9		\$2,875 00	\$57,500 00
Kansas.....	Interest on \$200,000, at 5 per cent.....		Vol. 9, p. 842, § 2.		10,000 00	200,000 00
Kickapoos.....	Interest on \$93,581.09, at 5 per cent.....		Vol. 10, p. 1079, § 2		4,679 05	93,581 09
Klamaths and Modocs.	Five installments of \$3,000, third series, to be expended under the direction of the President.	Two installments due.....	Vol. 16, p. 708, § 2.		6,000 00	
Do.....	Twenty installments, for repairing saw-mill, and buildings for blacksmith, carpenter, wagon and plow maker, manual-labor school, and hospital.	Eight installments, of \$1,000 each, due.	do		8,000 00	
Do.....	For tools and materials for saw and flour mills, carpenter's, blacksmith's, wagon and plow maker's shops, books and stationery for manual-labor school.	Seven installments, of \$1,500 each, due.	do		10,500 00	
Do.....	Pay of superintendent of farming, farmer, blacksmith, sawyer, carpenter, and wagon and plow maker.	Two installments, of \$6,000 each, due.	Vol. 16, p. 709, § 5		12,000 00	
Do.....	Pay of physician, miller, and two teachers, for twenty years.	Seven installments, of \$3,600 each, due.	do		25,200 00	
Makahs.....	Ten installments, being the fifth series, for beneficial objects, under the direction of the President.	One installment, of \$1,000, due....	Vol. 12, p. 940, § 5		1,000 00	
Do.....	Twenty installments, for agricultural and industrial schools and teachers, and for smith, carpenter, farmer, and physician.	One installment, of \$7,600, due....	Vol. 12, p. 941, § 11		7,600 00	
Menomonees.....	Fifteen installments, to pay \$242,686, for cession of land.	Two installments, of \$16,179.06 each, due.	Vol. 10, pp. 1065 and 1067, § 5.		32,358 12	
Miamies of Kansas.	Permanent provision for smith's shops and miller, &c.	Say \$348.20 for shop and \$222.26 for miller.	Vol. 7, p. 191, § 5.		570 46	11,409 34
Do.....	Twenty installments upon \$150,000, third article treaty of June 5, 1854.	One installment, of \$5,094.34, due..	Vol. 10, p. 1094, § 3		5,094 34	

Statement showing the present liabilities of the United States to Indian tribes under treaty stipulations—Continued.

Names of treaties.	Description of annuities, &c.	Number of installments yet unappropriated, explanations, &c.	Reference to laws, Statutes at Large.	Annual amount necessary to meet stipulations, indefinite as to time, now allowed, but liable to be discontinued.	Aggregate of future appropriations that will be required during a limited number of years to pay limited annuities incidentally necessary to effect the payment.	Amount of annual liabilities of a permanent character.	Amount held in trust by the United States on which 5 per cent. is annually paid, and amounts which, invested at 5 per cent., produce permanent annuities.
Miamies of Kansas.	Interest on \$18,521.65, at the rate of 5 per cent., as per third article treaty of June 5, 1854.	.....	Vol. 10, p. 1094, § 3	.....	.....	\$926 08	\$18,521 65
Miamies of Indiana. Miamies of Eel River.	Interest on \$221,257.86, at 5 per cent. per annum Permanent annuities	June 5, 1854 Fourth article treaty of 1795; third article treaty of 1805; third article treaty of 1809.	Vol. 10, p. 1099, § 4 Vol. 7, p. 51, § 4; vol. 7, p. 91, § 3; vol. 7, p. 114, § 3; vol. 7, p. 116.	.....	.....	11,062 89 1,100 00	221,257 86 22,000 00
Moleis.....	Pay of teacher to manual-labor school, and subsistence of pupils, &c.	Treaty of December 21, 1855.....	Vol. 12, p. 982, § 2	\$3,000 00	.....	.....	.....
Mixed Shoshones, Bannacks, and Sheepeaters.	To be expended in such goods, provisions, &c., as the President may from time to time determine as proper.	Treaty of September 24, 1868.....	.....	20,000 00	.....	.....	.....
Navajoes.....	Ten installments, for the purchase of such articles as from time to time the condition and necessities of the Indians may indicate to be proper.	One installment, of \$30,000, due .....	do .....	.....	\$30,000 00	.....	.....
Do.....	Ten installments, for pay of teachers.....	Two installments, of \$2,000 each, due .....	Vol. 15, p. 668, § 6	.....	4,000 00	.....	.....
Nez Percés.....	Five installments, last series, for beneficial objects, at the discretion of the President.	One installment, of \$3,000, due .....	Vol. 12, p. 958, § 4	.....	3,000 00	.....	.....
Do.....	Twenty installments, for two schools, &c., pay of superintendent of teaching and two teachers, superintendent of farming and two farmers, two millers, two blacksmiths, two gunsmiths, tinner, carpenter, wagon and plow maker, keeping in repair saw and grist mills, for necessary tools, pay of physician, repairing hospital, and furnishing medicine, &c., repairing buildings for employes and the shops for blacksmith, tinsmith, gunsmith, carpenter, wagon and plow maker, providing tools therefor, and pay of head chief.	One installment, of \$17,200, due .....	Vol. 12, p. 958, § 5	.....	17,200 00	.....	.....

Do.....	Sixteen installments, for boarding and clothing children who attend school, providing schools, &c., with necessary furniture, purchase of wagons, teams, tools, &c.	Three installments, of \$2,000 each.	Vol. 14, p. 649, § 4	6,000 00		
Do.....	Salary of two subordinate chiefs	Treaty of June 9, 1863	Vol. 14, p. 650, § 5	1,000 00		
Do.....	Fifteen installments, for repairs of houses, mills, shops, &c.	Three installments, of \$1,000 each, due.	Vol. 14, p. 649, § 5	3,000 00		
Do.....	Salary of two matrons for schools, two assistant teachers, farmer, carpenter, and two millers.	Treaty of June 9, 1863	Vol. 14, p. 650, § 5	3,500 00		
Northern Cheyennes and Arapahoes.	Thirty installments, for purchase of clothing, as per sixth article treaty May 10, 1868.	Twenty installments, of \$12,000 each, due.	Vol. 15, p. 657, § 6	240,000 00		
Do.....	Ten installments, to be expended by the Secretary of the Interior, for Indians engaged in agriculture.	Ten installments, of \$37,500 each, due.	do	375,000 00		
Do.....	Pay of teacher, farmer, carpenter, miller, blacksmith, engineer, and physician.	Estimated at.....	Vol. 15, p. 658, § 7	6,000 00		
Omahas.....	Fifteen installments, third series, in money or otherwise.	Four installments, of \$20,000 each, due.	Vol. 10, p. 1044, § 4	80,000 00		
Do.....	Twelve installments, fourth series, in money or otherwise.	Twelve installments, fourth series (due after expiration of 3d series), of \$10,000 each, due.	Vol. 10, p. 1044, § 4	120,000 00		
Osages.....	Interest on \$69,120, at 5 per cent., for educational purposes.	Resolution of the Senate to treaty, January 2, 1825.	Vol. 7, p. 242, § 6	3,456 00	69,120 00	
Do.....	Interest on \$300,000, at 5 per cent., to be paid semi-annually, in money or such articles as the Secretary of the Interior may direct.	Treaty of September 29, 1865	Vol. 14, p. 687, § 1	15,000 00	300,000 00	
Ottos and Missourias.	Fifteen installments, third series, in money or otherwise.	Four installments, of \$9,000 each, due.	Vol. 10, p. 1039, § 4	36,000 00		
Do.....	Twelve installments, last series, in money or otherwise.	Twelve installments, of \$5,000 each, due.	do	60,000 00		
Pawnees.....	Annuity goods, and such articles as may be necessary.	Treaty of September 24, 1857	Vol. 11, p. 729, § 2	30,000 00		
Do.....	Support of two manual-labor schools and pay of teachers.	do	Vol. 11, p. 729, § 3	10,000 00		
Do.....	For iron and steel and other necessary articles for shops, and pay of two blacksmiths, one of which is to be tin and gun smith, and compensation of two strikers and apprentices.	Estimated, for iron and steel, \$500; two blacksmiths, \$1,200; and two strikers, \$480.	Vol. 11, p. 729, § 4	2,180 00		
Do.....	Farming utensils and stock, pay of farmer, miller, and engineer, and compensation of apprentices, to assist in working in the mill, and keeping in repair grist and saw mill.	Estimated	Vol. 11, p. 730, § 4	4,400 00		
Poncas.....	Fifteen installments, last series, to be paid to them or expended for their benefit.	Ten installments, of \$8,000 each, due.	Vol. 12, p. 997, § 2	80,000 00		
Do.....	Amount to be expended during the pleasure of the President for purposes of civilization.	Treaty of March 12, 1868	Vol. 12, p. 998, § 2	10,000 00		
Pottawatomies.	Permanent annuity in money	August 3, 1795	Vol. 7, p. 51, § 4	357 80	7,156 00	
Do.....	do	September 30, 1809	Vol. 7, p. 114, § 3	178 90	3,578 00	

Statement showing the present liabilities of the United States to Indian tribes under treaty stipulations—Continued.

Names of treaties.	Description of annuities, &c.	Number of installments yet unappropriated, explanations, &c.	Reference to laws, Statutes at Large.	Annual amount necessary to meet stipulations, indefinite as to time, now allowed, but liable to be discontinued.	Aggregate of future appropriations that will be required during a limited number of years to pay limited annuities incidentally necessary to effect the payment.	Amount of annual liabilities of a permanent character.	Amount held in trust by the United States on which 5 per cent. is annually paid, and annuities which, invested at 5 per cent., produce permanent annuities.
Pottawatomies	Permanent annuity in money	October 2, 1818	Vol. 7, p. 185, § 3			\$894 50	\$17,890 00
Do.	do.	September 20, 1828	Vol. 7, p. 317, § 2			715 60	14,312 00
Do.	do.	July 29, 1829	Vol. 7, p. 330, § 2			5,724 77	114,495 40
Do.	For educational purposes, during the pleasure of the President.	September 20, 1828	Vol. 7, p. 318, § 2	\$5,000 00			
Do.	Permanent provision for three blacksmiths and assistants, iron and steel.	October 16, 1826; September 20, 1828; July 29, 1829	Vol. 7, p. 296, § 3; vol. 7, p. 318, § 2; vol. 7, p. 321, § 2			1,008 99	20,179 80
Do.	Permanent provision for furnishing salt.	July 29, 1829	Vol. 7, p. 320, § 2			156 54	3,130 80
Do.	Permanent provision for payment of money in lieu of tobacco, iron and steel.	September 20, 1828; June 5 and 17, 1846	Vol. 7, p. 318, § 2; vol. 9, p. 855, § 10			107 34	2,146 80
Do.	For interest on \$230,064.20, at 5 per cent.	June 5 and 17, 1846	Vol. 9, p. 855, § 7			11,503 21	230,064 20
Pottawatomies of Huron.	Permanent annuities	November 17, 1808	Vol. 7, p. 106, § 2			400 00	8,000 00
Quapaws	For education, smith, farmer, and smith-shop during the pleasure of the President.	\$1,000 for education, \$1,060 for smith, &c.	Vol. 7, p. 425, § 3	2,060 00			
Quinaiets and Quillehutes.	\$25,000, sixth series, to be expended for beneficial objects.	One installment, of \$700, due	Vol. 12, p. 972, § 4		\$700 00		
Do.	Twenty installments, for an agricultural and industrial school, employment of suitable instructors, support of smith and carpenter shops and tools, pay of blacksmith, carpenter, farmer, and physician.	One installment, of \$5,500, due	Vol. 12, p. 973, § 10		5,500 00		
River Crows	Amount to be expended in such goods, provisions, &c., under direction of the President.	July 15, 1868	Vol. 16, p. 349, § 7	30,000 00			
Sacs and Foxes of Mississippi.	Permanent annuity	Treaty of November 3, 1804	Vol. 7, p. 85, § 3			1,000 00	20,000 00
Do.	Interest on \$200,000, at 5 per cent.	Treaty of October 21, 1837	Vol. 7, p. 541, § 2			10,000 00	200,000 00
Do.	Interest on \$800,000, at 5 per cent.	Treaty of October 21, 1842	Vol. 7, p. 596, § 2			40,000 00	800,000 00
Sacs and Foxes of Missouri.	Interest on \$157,400, at 5 per cent.	Treaty of October 21, 1837	Vol. 7, p. 543, § 2			7,870 00	157,400 00
Seminoles	Interest on \$500,000, eighth article of treaty of August 7, 1856	\$25,000 annual annuity	Vol. 11, p. 702, § 8			25,000 00	500,000 00

Do.....	Interest on \$70,000 at 5 per cent.....	Support of schools, &c.....	Vol. 14, p. 757, § 3.....		3,500 00	70,000 00
Senecas.....	Permanent annuity.....	September 9 and 17, 1817.....	Vol. 7, p. 161, § 4; vol. 7, p. 179, § 4.....		1,000 00	20,000 00
Do.....	Smith and smith-shop and miller, permanent.....	February 28, 1831.....	Vol. 7, p. 349, § 4.....		1,660 00	33,200 00
Senecas of New York.....	Permanent annuities.....	February 19, 1841.....	Vol. 4, p. 442.....		6,000 00	120,000 00
Do.....	Interest on \$75,000, at 5 per cent.....	Act of June 27, 1846.....	Vol. 9, p. 35, § 2.....		3,750 00	75,000 00
Do.....	Interest on \$43,050, transferred from the Ontario Bank to the United States Treasury.....	do.....	Vol. 9, p. 35, § 3.....		2,152 50	43,050 00
Senecas and Shawnees.....	Permanent annuity.....	Treaty of September 17, 1818.....	Vol. 7, p. 179, § 4.....		1,000 00	20,000 00
Do.....	Support of smiths and smiths' shops.....	Treaty of July 20, 1831.....	Vol. 7, p. 352, § 4.....	1,060 00		
Shawnees.....	Permanent annuity for education.....	August 3, 1795; September 29, 1817.....	Vol. 7, p. 51, § 4.....		3,000 00	60,000 00
Do.....	Interest on \$40,000, at 5 per cent.....	August 3, 1795; May 10, 1854.....	Vol. 10, p. 1056, § 3.....		2,000 00	40,000 00
Shoshones, western band.....	Twenty installments of \$5,000 each, under the direction of the President.....	Five installments to be appropriated.....	Vol. 18, p. 690, § 7.....		25,000 00	
Shoshones, north-western band.....	do.....	do.....	Vol. 13, p. 663, § 3.....		25,000 00	
Shoshones, Goshop band.....	Twenty installments of \$1,000 each, under direction of the President.....	do.....	Vol. 13, p. 652, § 7.....		5,000 00	
Shoshones and Bannacks:						
Shoshones.....	For the purchase of clothing for men, women, and children, thirty installments.....	Twenty-one installments due, estimated at \$11,500 each.....	Vol. 15, p. 676, § 9.....		241,500 00	
Do.....	For the purchase of such articles as may be considered proper by the Secretary of the Interior.....	Two installments due, estimated.....	do.....		40,000 00	
Do.....	For pay of physician, carpenter, teacher, engineer, farmer and blacksmith.....	Estimated.....	Vol. 15, p. 676, § 10.....	5,000 00		
Do.....	Blacksmith, and for iron and steel for shops.....	do.....	Vol. 15, p. 676, § 3.....	1,000 00		
Bannacks.....	For the purchase of clothing for men, women, and children, thirty installments.....	Twenty-one installments due, estimated at \$6,937.00 each.....	Vol. 15, p. 676, § 9.....		145,677 00	
Do.....	For the purchase of such articles as may be considered necessary by the Secretary for persons roaming, &c.....	One installment due, estimated.....	do.....		14,000 00	
Do.....	Pay of physician, carpenter, miller, teacher, engineer, farmer, and blacksmith.....	Estimated.....	Vol. 15, p. 676, § 10.....	5,000 00		
Six Nations of New York.....	Permanent annuities in clothing, &c.....	Treaty, November 11, 1794.....	Vol. 7, p. 46, § 6.....		4,500 00	90,000 00
Sioux, Sisseton, and Wahpeton of Lake Traverse and Devil's Lake.....	Amount to be expended in such goods and other articles as the President may from time to time determine, \$800,000, in ten installments, per agreement February 19, 1867.....	Four installments, of \$80,000 each, due.....	Revised Treaties, p. 1051, § 2.....		320,000 00	
Sioux of different tribes, including Santee Sioux of Nebraska.....	Purchase of clothing for men, women, and children.....	Twenty-one installments, of \$130,000, due; estimated.....	Vol. 15, p. 638, § 10.....		2,730,000 00	
Do.....	Blacksmith, and for iron and steel.....	Estimated.....	do.....	2,000 00		
Do.....	For such articles as may be considered necessary by the Secretary of the Interior for persons roaming.....	Twenty-one installments, of \$800,000 each, due; estimated.....	do.....		4,200,000 00	
Do.....	Physician, five teachers, carpenter, miller, engineer, farmer and blacksmith.....	Estimated.....	Vol. 15, p. 638, § 10.....	10,400 00		

Statement showing the present liabilities of the United States to Indian tribes under treaty stipulations—Continued.

Name of treaties.	Description of annuities, &c.	Number of installments yet unappropriated, explanations, &c.	Reference to laws, Statutes at Large.	Annual amount necessary to meet stipulations, indefinite as to time, now allowed, but liable to be discontinued.	Aggregate of future appropriations that will be required during a limited number of years to pay limited annuities incidentally necessary to effect the payment.	Amount of annual liabilities of a permanent character.	Amount held in trust by the United States on which 5 per cent. is annually paid, and amounts which, invested at 5 per cent., produce permanent annuities.
Sioux of different tribes, including Santee Sioux of Nebraska.	Purchase of rations, &c., as per article 5, agreement of September 26, 1876.	Estimated .....	Vol. 19, p. 256, § 5	\$1,100,000 00	.....	.....	.....
S'Klallams.....	Twenty installments, last series, on \$60,000 to be expended under the direction of the Secretary of the Interior.	One installment, of \$1,600, due ....	Vol. 12, p. 934, § 5	.....	\$1,600 00	.....	.....
Do.....	Twenty installments, for agricultural and industrial school, pay of teacher, blacksmith, carpenter, physician, and farmer.	One installment, of \$6,100, due ....	Vol. 12, p. 934, § 11	.....	6,100 00	.....	.....
Do.....	Smith, carpenter-shop, and tools.....	.....do.....	.....do.....	500 00	.....	.....	.....
Tabeguache band of Utes.	Pay of blacksmith .....	Estimated .....	Vol. 13, p. 675, § 10	720 00	.....	.....	.....
Tabeguache, Muache, Capote, Weeminuche, Yampa, Grand River, and Uintah bands of Utes.	For iron and steel and necessary tools for blacksmith-shop.	.....do.....	Vol. 15, p. 621, § 9	220 00	.....	.....	.....
Do.....	Two carpenters, two millers, two farmers, one blacksmith, and two teachers.	.....do.....	Vol. 15, p. 622, § 15	7,800 00	.....	.....	.....
Do.....	Thirty installments of \$30,000 each, to be expended under the direction of the Secretary of the Interior, for clothing, blankets, &c.	Twenty installments, each \$30,000, due.	Vol. 15, p. 622, § 11	.....	600,000 00	.....	.....
Do.....	Annual amount to be expended under the direction of the Secretary of the Interior, in supplying said Indians with beef, mutton, wheat, flour, beans, &c.	.....	Vol. 15, p. 622, § 12	30,000 00	.....	.....	.....
Walla Walla, Cayuse, and Umatilla tribes.	Five installments, last series, to be expended under the direction of the President.	One installment, of \$2,000, due ....	Vol. 12, p. 946, § 2.	.....	2,000 00	.....	.....

Do.....	Twenty installments, for pay of two millers, farmer, superintendent of farming operations, two teachers, physician, blacksmith, wagon and plow maker, carpenter and joiner.	One installment, of \$9,000, due....	Vol. 12, p. 947, § 4.....	9,000 00		
Do.....	Twenty installments, for mill-fixtures, tools, medicines, books, stationery, furniture, &c.	One installment, of \$2,000, due.....	do.....	2,000 00		
Do.....	Twenty installments, of \$1,500 each, for pay of head chiefs, three in number, at \$500 each, per annum.	One installment, of \$1,500, due....	Vol. 12, p. 947, § 5.....	1,500 00		
Winnebagoes.....	Interest on \$804,909.17, at 5 per cent. per annum.	November 1, 1837, and Senate amendment, July 17, 1862.	Vol. 7, p. 546, § 4; Vol. 12, p. 628, § 4. July 15, 1870.....		\$40,245 45	\$804,909 17
Do.....	Interest on \$78,340.41, at 5 per cent. per annum, to be expended under the direction of the Secretary of the Interior.	July 15, 1870.....	Vol. 16, p. 355, § 1.....		3,917 02	78,340 41
Walpahpe tribe of Snakes.	Ten installments, second series, under the direction of the President.	Three installments, of \$1,200 each, due.	Vol. 14, p. 684, § 7.....	3,600 00		
Yankton tribe of Sioux.	Ten installments, of \$25,000 each, being third series, to be paid to them, or expended for their benefit.	Ten installments due.....	Vol. 11, p. 744, § 4.....	250,000 00		
Do.....	Twenty installments, of \$15,000 each, fourth series, to be paid to them, or expended for their benefit.	Twenty installments, of \$15,000 each, due.	do.....	300,000 00		
Yakamas.....	Twenty installments, for beneficial objects, under the direction of the President.	One installment, last series, of \$4,000, due.	Vol. 12, p. 953, § 4.....	4,000 00		
Do.....	Twenty installments, for two schools, one of which is to be an agricultural and industrial school, keeping the same in repair, and providing books, stationery, and furniture.	One installment, of \$500, due.....	Vol. 12, p. 953, § 5.....	500 00		
Do.....	Twenty installments, for superintendent of teaching, two teachers, superintendent of farming, two farmers, two millers, two blacksmiths, tinner, gunsmith, carpenter, wagon and plow maker.	One installment, of \$14,600, due.....	do.....	14,600 00		
Do.....	Twenty installments, for keeping in repair hospital, and furnishing medicine, &c., pay of physician, repair of grist-mill and saw-mill, and furnishing the necessary tools.	One installment, of \$2,000, due.....	do.....	2,000 00		
Do.....	Twenty installments, for keeping in repair buildings for employes.	One installment, of \$300, due.....	do.....	300 00		
Do.....	Salary of head chief for twenty years.....	One installment, of \$500, due.....	Vol. 12, p. 953, § 5.....	500 00		
Do.....	Twenty installments, for keeping in repair the blacksmith's, tinsmith's, gunsmith's, carpenter's, and wagon and plow maker's shops, and furnishing tools.	do.....	do.....	500 00		
Total.....				1,487,250 00	12,133,246 02	360,313 39
						6,335,868 44





---

---

ABSTRACT REPORT OF THE SUPERINTENDENT OF  
THE UNITED STATES COAST SURVEY.

---

---

REPORT

THE

...

THE

...

# ABSTRACT REPORT

OF THE

## SUPERINTENDENT UNITED STATES COAST SURVEY.

UNITED STATES COAST SURVEY OFFICE,  
*Washington, October 21, 1878.*

SIR: I have the honor to transmit a brief statement of the progress made in the survey of the Atlantic coast, Gulf of Mexico, and Pacific coast of the United States, during the fiscal year ending June 30, 1878. My annual report will contain, as usual, the details pertaining to the several classes of work herein recapitulated.

The geodetic and other operations of the fiscal year include soundings in the seaward approaches of Mount Desert Island, off the coast of Maine, and, in that vicinity, topographical surveys at the head of Frenchman's Bay and Blue Hill Bay; hydrography of the vicinity of Deer Isle and Isle au Haut, and tidal observations in Penobscot entrance; geodetic work at Gunstock Mountain and at Guilford, for determining geographical points in New Hampshire; triangulation for the harbor commissioners' survey of Boston upper harbor; determination of the positions of light-houses on the coast of Massachusetts; development of the action of sea-currents as affecting navigation across the Gulf of Maine; tidal observations at Providence, R. I.; shore-line survey and soundings in Duck Island Harbor, Connecticut; detailed topographical survey of the north and west approaches to New Haven, Conn., and of the western shore of Jamaica Bay, including Rockaway Inlet; survey of Coney Island and of the shores of Sheepshead Bay and Gravesend Bay, Long Island, N. Y.; hydrography of Rockaway Inlet and of the adjacent parts of Jamaica Bay; pendulum observations at New York City; tidal observations at Governor's Island and at Sandy Hook; topography of the shores of Hudson River near Peekskill, N. Y.; tidal bench-marks at Stuyvesant and Albany, established by lines of level; primary triangulation connected with geodetic stations in New Hampshire, Vermont, and Massachusetts; latitudes and longitudes for the State commissioners in adjustment of the boundary-line between New York and Pennsylvania; geodetic points determined in the northern part of New Jersey and in Eastern Pennsylvania; latitude, longitude, and the magnetic elements at Harrisburg; points determined and special observations of tides and currents in the Delaware River at and near Philadelphia; triangulation for light-house positions in Delaware Bay; topographical survey continued eastward of Norfolk, Va.; tidal observations at Fort Monroe; special observations in the waters of Chesapeake Bay in regard to salinity and density; bench-marks along the Potomac near Washington, D. C., for comparing flood-levels; magnetic declination, dip, and intensity determined at Washington; lines with spirit-level run between Hagerstown and Cumberland, Md.; primary triangulation at stations on the Blue Ridge, Va.; marine notes derived from examinations between Cape Henry and Cape Fear, for the Atlantic Coast Pilot; positions of life-saving stations between

Cape Henry and Cape Hatteras, determined and marked on sheets of the survey; topography of the shores of Cape Fear River below Wilmington, N. C.; primary triangulation between Kent Island base line, Md., and the base near Atlanta, Ga., closed at stations in North Carolina; hydrography of the coast of South Carolina, above Murrell's Inlet, including Little River; coast examinations between Fernandina, Fla., and the Dry Tortugas, and marine notes compiled for publication; tidal observations at Fernandina; hydrography of the eastern coast of Florida, from Mosquito Inlet southward to Cape Cañaveral; survey of the Saint John's River, Florida, extended southward to the vicinity of Tocoli, and of Indian River to the neighborhood of Cape Malabar; hydrography of Charlotte Harbor and triangulation of Sarasota Bay on the gulf coast of Florida; survey of Crooked River adjacent to Saint George's Sound, and supplementary soundings in Duer's Channel and off Light-House Point; deep-sea soundings, with observations for temperature and density, in the waters of the Gulf of Mexico; triangulation, topography, and hydrography of Baratavia Bay, Louisiana, nearly completed; continuous record of the water-level of the Mississippi at New Orleans; survey of the river continued at Donaldsonville, Natchez, Vicksburg, Greenville, and Helena; latitude and longitude determined at the same places; triangulation continued in Northern Alabama, and stations selected in Northern Mississippi; reconnaissance along the coast of Louisiana and Texas, for triangulation between Vermilion Bay and Galveston Bay; triangulation of Laguna Madre, Texas, extended southward of Baffin's Bay; magnetic declination, dip, and intensity determined at Dollar Point, San Antonio, Hempstead, and Groesbeck, Tex., and at Vinita, in Indian Territory.

On the Pacific coast of the United States, and at points intermediate between the eastern coast and western coast, the operations of the fiscal year include hydrography of the bar and of parts of the harbor of San Diego, Cal.; triangulation for determining the geographical positions of San Clemente Island and Santa Barbara Island; soundings in approaches to the Pacific coast from Point Dume westward to Santa Cruz Island; topographical survey continued on Catalina Island; soundings in its western approaches and between Santa Rosa Island and Point Conception; topography of the coast in the vicinity of Point Arguello, and from Ynez River northward toward Point Sal; and of the coast north and south of Point Sur; tidal observations at Sancelito in San Francisco Bay; supplementary observations on the horizontal angles recorded at the primary stations on Mount Helena and Mount Diablo, California; selection of points for primary triangulation along the coast between Point Arenas and Cape Blanco; hydrography of the approaches to Columbia River, Oregon, and detailed survey of the shores and channel between Mount Coffin and Kalama; selection of points for primary triangulation in Washington Sound and across the Strait of Fuca; sites for base lines examined in the Willamette Valley, Oregon, and on Whidbey Island, Washington Territory; hydrography of Admiralty Inlet; survey of the shores of Puget Sound from Commencement Bay to Budd's Inlet, and of the northern part of Hood's Canal; inspection of topography in the field in this section; compilation of the titles of charts, &c., illustrating the coast features and hydrography of Alaska.

At stations of the geodetic connection between the Atlantic coast triangulation and that of the Pacific coast, and at others occupied for determinations of latitude, longitude, and the magnetic declination or variation of the compass, the operations include observations for latitude and longitude at Memphis and Nashville, Tenn.; at Cairo, Ill.; at Hick-

man and Paducah, Ky.; and telegraphic exchanges by signals at Nashville for the longitude of places along the Mississippi River, as already recited; determination of the magnetic elements at Nashville, and of latitude and azimuth near Lebanon, Tenn.; stations selected in Kentucky for the triangulation between Cumberland Gap and the Ohio River; and in Ohio, for geographical positions between Athens and Columbus; also in Southern Illinois and near Madison, in Wisconsin; the magnetic elements determined at the last-named place, and also at La Crosse; at Minneapolis, in Minnesota; at Sibley, Des Moines, Davenport, and Keokuk, in Iowa; at Omaha, in Nebraska; and at Lawrence, in Kansas; latitude and longitude determinations at Summit Station in Nevada.

Progress commensurate with the field-work has been made in the Coast Survey Office, in which the work comprises the reduction and discussion of all observations; the preparation for publication of the records and results; the drawing of hydrographic charts from the original notebooks, and of topographical and hydrographic sheets for publication; the engraving, electrotyping, printing, and issue of the same, and the repairs of instruments used in the survey.

Tide-tables for the principal ports of the United States for the year 1879 have been published; the drawing of seventy-eight charts has been in progress, forty-two have been completed, and of that number twenty-one have been issued by photolithography.

Seven copper-plate engraved charts have been completed, and six others are in hand, exclusive of one hundred and thirty-five plates on which additions have been engraved. Twenty-one thousand six hundred and twenty-three copies of charts have been issued within the year, and upwards of one thousand copies of the annual reports from the office. The second volume of the Atlantic Coast Pilot is now in course of publication.

Respectfully submitted.

C. P. PATTERSON,  
*Superintendent.*

HON. JOHN SHERMAN,  
*Secretary of the Treasury.*



# INDEX.

## I.—REPORT OF THE SECRETARY OF THE TREASURY.

	Page.
Abatement of duties on damaged merchandise, provisions of the present law allowing neither equitable nor just .....	XXIX, XXX
<i>Ad valorem</i> duties, upon some articles, should be converted into specific .....	XXVIII, XXXIX
Agents, special. ( <i>See</i> Special agents.) .....	
Agriculture, Department of, estimated expenditures of, for the fiscal year ending June 30, 1880 .....	VI
Alaska:	
amicable relations between the whites and Indians in .....	XXXIII
Commercial Company, number of seal-skins taken by, during the present season, and amount of revenue derived from .....	XXXIV
mining operations upon the Stikene reported active .....	XXXVII
outrages have occurred in, and outbreaks may be apprehended, in consequence of the production of intoxicating liquor, and lack of organized government .....	XXXIII
recommended that authority be conferred upon the Treasury Department to prevent the shipment of molasses, from which intoxicating liquors are ordinarily made .....	XXXIII
Appraisalment of imported merchandise:	
necessity for the adoption of some measure by Congress to secure greater efficiency and uniformity in .....	XXX
values found at the various ports not at all times uniform upon the same class of goods .....	XXX
Arsenals. ( <i>See</i> Military establishment.) .....	
Banks. ( <i>See</i> National banks.) .....	
Boats and barges not propelled by steam or sail, discrimination between, embarrassing to the Department .....	XXXVI
Bonds, amount of, now held out of the country .....	XVIII
called, notice to be given for, recommendations in regard to .....	XIX
causes which retard their sale .....	XVII, XVIII
described in the refunding act, power to sell, continues after as well as before resumption .....	X
essential to enable the Department to meet emergencies .....	X
four-per-cent., a large increase in their sale hereafter anticipated .....	XVIII
amount of, absorbed by the popular loan of 1877 .....	XIX
mode suggested for making more popular and beneficial .....	XIX
sale of, for resumption purposes .....	IX
will largely increase, it is believed, without changing existing law, but it is advisable to so modify the law that smaller sums may be invested .....	XIX
sold during the present fiscal year, prior to November 23 .....	XVII
four-and-a-half-per-cent., sales of, for resumption purposes .....	IX
premium at which sold .....	IX
six-per-cent. (five-twenty), amount of, redeemed, during the present year .....	XVII
redeemed by the proceeds of the sale of bonds bearing a lower rate of interest .....	XI
public notice required by the refunding act to be given to holders of, suggestions regarding .....	XVIII
prior to May, 1877, were mainly sold through an association of bankers .....	XVIII
present system of selling to all subscribers, on terms fixed by public advertisement, more satisfactory .....	XVII
Buildings. ( <i>See</i> Public buildings.) .....	
Bullion, amount of, in the country September 30, 1878 .....	XXIII
arrangements being made to purchase .....	XI
can be transported with but little risk .....	XXIV
exports and imports of, during the fiscal year ended June 30, 1878 .....	XXXII
great body of, accumulates in San Francisco and Carson City .....	XXIV
payments for the purchase of, can be made in United States notes .....	XI
present production of, from the mines of the United States .....	XXII
rates and cost for transportation of, to New York .....	XXIV
for transportation of, over the Central and Union Pacific Railroads, recommended to be prescribed by Congress .....	XXIV
the Secretary of the Treasury authorized to issue coin-certificates in payment to depositors of .....	XI
United States notes and coin will be used in the purchase of .....	XI
will be received on deposit by superintendents of mints and assayers when constituted assistant treasurers by the Secretary of the Treasury .....	XI
Bureau of Engraving and Printing:	
amount of unexpended balance of appropriation for, at the close of the fiscal year ended June 30, 1878 .....	XXIV
appropriation for the erection of a fire-proof building for the use of .....	XXIV
cost of work of, less than one-half of prices previously paid .....	XXIV
engraving and printing of all public securities, except certain proprietary stamps, shall be done therein .....	XXIV

	Page.
Bureau of Engraving and Printing—Continued.	
prices paid for paper used for public securities greatly in excess of cost . . . . .	XXIV
proposals invited for the manufacture of a suitable paper of a distinctive character, upon which to print public securities . . . . .	XXIV
Checks, disbursing officers, how drawn under section 3620, Revised Statutes, as amended by the act of February 27, 1877 . . . . .	XX
Congress asked to amend the law so that disbursements may be made under regulations to be prescribed by the Secretary of the Treasury . . . . .	XX
Circulation and deposits of national banks. ( <i>See</i> National banks.)	
Civil expenses, during the fiscal year ended June 30, 1878. . . . .	III
decrease of, during the fiscal year ended June 30, 1878, compared with the previous fiscal year . . . . .	IV
Claims against the government:	
attention of Congress called to the necessity of legislation touching the adjudication of claims which are now within the jurisdiction of the Treasury Department . . . . .	XXVI
the Department, cannot furnish the safeguards necessary in the investigation of claims . . . . .	XXVI
decision made as final by, should be regarded as final in all other tribunals . . . . .	XXVII
not adapted to the examination of old and disputed claims . . . . .	XXVI
well organized for the investigation of accounts accruing in the ordi- nary course of current business . . . . .	XXVI
the Court of Claims, certain claims recommended to the jurisdiction of . . . . .	XXVI
essentials to the proper investigation of old claims . . . . .	XXVI
legislation upon the subject should look to the quieting of claims . . . . .	XXVII
limitation of time within which claims against both individuals and the Government shall be prosecuted . . . . .	XXVII
Clearances of vessels for foreign ports, number of, during the fiscal year ended June 30, 1878	XXXVI
Clearing-house, drafts on the banks held by the Treasury to be paid at the, and drafts on the Treasury held by the banks to be paid to the, at the office of the assistant treasurer United States, New York, in United States notes . . . . .	X
Coast Survey Office, operations of, during the fiscal year ended June 30, 1878 . . . . .	XL, XLI
depository of the standard weights and measures of the United States . . . . .	XLI
Coinage, receipts from profits on, during the fiscal year ended June 30, 1878 . . . . .	III
decrease in receipts from profits on, during the fiscal year ended June 30, 1878, compared with the previous fiscal year . . . . .	IV
facilities ample for all purposes . . . . .	XXII
gold, executed during the fiscal year ended June 30, 1878 . . . . .	XXII
minor coin, executed during the fiscal year ended June 30, 1878 . . . . .	XXII
silver, executed during the fiscal year ended June 30, 1878 . . . . .	XXII
system, important change made in, by act of February 28, 1878 . . . . .	XIV
Coin, deposits of, in the Treasury will, no doubt, continue to be made after January 1, 1879, as heretofore . . . . .	XII
fractional, recommended that the Treasury Department be authorized to redeem in United States notes, when . . . . .	XXIII
gold, will be received on deposit by superintendents of mints and assayers when con- stituted assistant treasurers by the Secretary of the Treasury . . . . .	XI
in Treasury November 23, 1878, in excess of amount required to pay accrued coin liabilities . . . . .	IX
increase in receipts from premium on sales of, during the fiscal year ended June 30, 1878, compared with previous fiscal year . . . . .	IV
means, the, provided to procure, should not be impaired or repealed . . . . .	XII
obligation to pay, cannot be repealed with due regard to the public honor . . . . .	XII
premium reduced by accumulation, and is now merely nominal . . . . .	X
receipts from premiums on sales of, during the fiscal year ended June 30, 1878 . . . . .	III
in excess of coin liabilities, at the close of the year 1877 . . . . .	IX
silver, of full legal tender, could not be lawfully issued when the resumption act passed . . . . .	XIV
fractional, the only silver coin provided when the resumption act passed, was a legal tender for five dollars only . . . . .	XIV
rates for transportation of, over the Central and Union Pacific Railroads, re- commended to be prescribed by Congress . . . . .	XXIV
will be used in the purchase of bullion . . . . .	XI
Coin-certificates, authorized to be issued by the Secretary of the Treasury in payment to depositors of bullion . . . . .	XI
after resumption, should not be issued except when expressly required by law . . . . .	XII
Coin liabilities will, ordinarily, be paid and willingly received in United States notes, but will be paid in coin when so demanded . . . . .	XI
Coin reserve, prepared for resumption purposes, amount of, and how obtained . . . . .	IX
anticipated diminution of, on January 1, 1879, on account of payment of inter- est accruing on that day . . . . .	IX
Collectors of internal-revenue, number of . . . . .	XXXV
Commissioners of the District of Columbia. ( <i>See</i> District of Columbia.)	
Creditors. ( <i>See</i> Public creditors.)	
Currencies, when two, both legal, are authorized without limit, the cheaper alone will circulate . . . . .	XV
Currency, fractional, redemption of, by surplus revenue, during the fiscal year ended June 30, 1878 . . . . .	IV
Customs, expenses of collecting the revenue from, during the fiscal year ended June 30, 1878. . . . .	XXX, XXXI
reduction of, during the fiscal year ended June 30, 1878, compared with the pre- vious fiscal year . . . . .	VII
every possible effort made to reduce . . . . .	XXX, XXXI
fees, fines, penalties, and forfeitures, received, during the fiscal year ended June 30, 1878 . . . . .	III
many districts might be abolished . . . . .	XXXI
ports of delivery at which the revenue does not amount to \$10,000 a year may be discontinued at the discretion of the Secretary of the Treasury . . . . .	XXXI



Customs—Continued.	
ports of entry where the receipts do not amount to \$10,000 a year, recommended that the Secretary of the Treasury be given authority to abolish, consolidate, &c., should it be found desirable	XXXX
reduction of expenses of collecting the revenue from, during the fiscal year ended June 30, 1878	VII
revenue, for the fiscal year ended June 30, 1878	III
decrease of, for the fiscal year ended June 30, 1878, compared with the previous fiscal year	IV
Customs duties. (See Duties on imports.)	
Damaged merchandise, present law allowing abatement of duties on account of, neither equitable nor just	XXIX, XXX
Debt, public. (See Public debt.)	
Depositories. (See National bank depositories.)	
Deposits of national banks, receipts from tax on, during the fiscal year ended June 30, 1878	III
Disbursing officers' checks, how drawn under section 3620, Revised Statutes, as amended by the act of February 27, 1877	XX
Congress asked to amend the law so that disbursements may be made under regulations to be prescribed by the Secretary of the Treasury	XX
District of Columbia:	
accounts of the officers of, settled and adjusted by the accounting officers of the Treasury Department	XXV, XXVI
to be kept by the Commissioners, independent of those kept by the tax collector and other officers	XXV
acts of Congress relating to, how construed	XXV
appropriations for	XXIV, XXV
Commissioners to keep an accurate account of receipts and disbursements	XXV
disbursements for the expenses of, how made	XXIV, XXV, XXVI
interest on 3.65 bonds to be paid by the Secretary of the Treasury	XXV
permanent form of government for	XXIV
Secretary of the Treasury authorized to advance, from time to time, such sums as, in his judgment, may be necessary to carry on the government of	XXV
taxes collected to be paid into the Treasury of the United States	XXV
Dollar, gold. (See Gold dollar.)	
Dollar, silver. (See Silver dollar.)	
Dollar, trade. (See Trade dollar.)	
Drafts on the banks held by the Treasury to be paid at the clearing-house, and drafts on the Treasury held by the banks to be paid to the clearing-house, at the office of the assistant treasurer of the United States at New York, in United States notes	X
Duties on imports:	
abatement of duty, on account of damage to merchandise on voyage of importation, present law allowing, neither equitable nor just	XXIX, XXX
ad valorem duties, upon some articles, should be converted into specific	XXVIII, XXXIX
a portion of, specifically pledged for the payment of interest on the public debt	XII
evasion of, by smuggling, undervaluation, &c	VIII
no change of the law necessary to authorize the receipt of United States notes for, after January 1, 1879	XII
should continue to be received in United States notes only while they are redeemed in coin	XIII
specific duties preferred to either ad valorem or compound rates	XXVIII, XXXIX
sugar, a change in the mode of collecting the duty on, should be had	XXVIII
embarrassment in the collection of duties on	XXVII
duties on, should be at one rate on all kinds	XXVIII
surrendered by virtue of the reciprocity treaty with Hawaii	XXVIII
when they should be collected in coin and paid to the public creditor	XIII
Engraving and printing. (See Bureau of Engraving and Printing.)	
Entries of vessels from foreign ports, number of, during the fiscal year ended June 30, 1878	XXXVI
Estimated and actual receipts and expenditures, for the fiscal year ending June 30, 1879	V
receipts and expenditures, for the fiscal year ending June 30, 1880	VI, VII
deficit, for the fiscal year ending June 30, 1880	VII
deficit on account of the sinking fund, for the fiscal year ending June 30, 1879	V
revenue, amount of increase of, for the fiscal year ending June 30, 1879, compared with the actual receipts of the previous fiscal year	VIII
Executive branch of the government, estimated expenditures of, for the fiscal year ending June 30, 1880	VI
Expenditures, ordinary, itemized, during the fiscal year ended June 30, 1878	III, IV
estimated, for the fiscal years ending June 30, 1879, and June 30, 1880	V, VI, VII
current receipts from revenue sufficient to meet the	XI
for marine-hospital service, during the fiscal year ended June 30, 1878	XLI, XLII
revenue-marine service, during the fiscal year ended June 30, 1878	XXXVII
steamboat-inspection service, during the fiscal year ended June 30, 1878	XXXVI
	XXXVII
Exports of merchandise, gold value of, during the fiscal year ended June 30, 1878	XXXI
excess of, over imports, for the fiscal year ended June 30, 1878	XXXI, XXXII
for the fiscal year ended June 30, 1878, compared with previous years	XXXI, XXXII
domestic, during the fiscal year ended June 30, 1878	XXXII, XXXIII
description and value of	XXXII, XXXIII
increase of, since 1868	XXXII
	XXXII
Exports of specie and bullion, during the fiscal year ended June 30, 1878	XXXII
Fees, consular, receipts from, during the fiscal year ended June 30, 1878	III
customs, received during the fiscal year ended June 30, 1878	III
land, receipts from, during the fiscal year ended June 30, 1878	III
letters-patent, receipts from, during the fiscal year ended June 30, 1878	III
Fines, penalties, &c., customs, receipts from, during the fiscal year ended June 30, 1878	III
Foreign intercourse, expenditures on account of, during the fiscal year ended June 30, 1878	III
Fractional coins. (See Coin.)	
Fractional silver coins. (See Coin.)	

	Page.
Fractional currency. ( <i>See</i> Currency, fractional.)	
Frauds upon the customs-revenue, additional legislation necessary, in order to place within the control of the Department the machinery necessary to develop proof of	XXX
Funding operations:	
a popular loan, the advantages of	XVIII
bonds, amount of, now held out of the country	XVIII
causes which retarded their sale	XVII, XVIII
four-per-cent., sold during the present fiscal year, prior to November 23	XVII
a large increase in their sale hereafter anticipated	XVIII
prior to May, 1877, were mainly sold through an association of bankers	XVIII
present system of selling, to all subscribers, on terms fixed by public advertisement, more satisfactory	XVIII
six-per-cent. (five-twenty), amount of, redeemed, during the present year	XVII
the public notice required by the refunding act to be given to holders of, suggestions regarding	XVIII, XIX
Gloves, leather, specific rates of duty, if, it is believed, can be levied upon, which would be preferable to the present <i>ad valorem</i> system	XXIX
Gold, the adoption of, as a single standard, and the issue of silver for fractional coin, the tendency among commercial nations	XVI
only coin which by law was a legal tender in payment of all debts before the passage of the resumption act	XIV
standard of value in great transactions, but not capable of the division required for small transactions	XVII
Gold and silver, how they should be coined	XVII
ratio between, in the United States, for more than a century	XVI
their variation in value from time to time in the history of nations	XVI
their production and use having greatly changed in relative value, a corresponding change must be made in the coinage ratio	XVI
the present ratio between, not the true one, as is proven in the markets of the world	XVI
Gold-certificates, hitherto issued by virtue of the discretion conferred upon the Secretary of the Treasury, will not be issued after January 1, 1879	XII
the only purpose subserved by their issue hereafter	XII
Gold coin and bullion, amount of, in the country September 30, 1878	XXIII
Gold coinage executed during the fiscal year ended June 30, 1878	XXII
Gold dollar not to be superseded by the silver dollar	XIV
Government property, receipts from proceeds of sales of, during the fiscal year ended June 30, 1878	III
decrease in receipts from sales of, during the fiscal year ended June 30, 1878, compared with the previous fiscal year	IV
Harbor and river improvements. ( <i>See</i> Military establishment.)	
Hawaii, reciprocity treaty with, concluded January 30, 1875, unfavorable effect of, upon duties on imports	XXVIII
Imports of merchandise, for the fiscal year ended June 30, 1878	XXXI, XXXII
decrease of, during the fiscal year ended June 30, 1878, compared with the previous fiscal year	XXXI, XXXII, XXXIII
Imports of specie and bullion, during the fiscal year ended June 30, 1878	XXXII
decrease of, during the fiscal year ended June 30, 1878, compared with the previous fiscal year	XXXII
Indian affairs, amount of expenditures for, during the fiscal year ended June 30, 1878	III
estimated expenditures for, during the fiscal year ending June 30, 1880	VI
Interest on the public debt:	
expenditures on account of, during the fiscal year ended June 30, 1878	III
increase in expenditures on account of, during the fiscal year ended June 30, 1878, compared with the previous fiscal year, and cause of	IV
estimated expenditures on account of, for the fiscal year ending June 30, 1880	VI
Interest, receipts from repayments of, by the Pacific Railway Companies, during the fiscal year ended June 30, 1878	III
Interior Department:	
decrease in expenditures in, during the fiscal year ended June 30, 1878, compared with the previous fiscal year	IV
estimated expenditures of, for the fiscal year ending June 30, 1880	VI
increase of estimated expenditures of, for the fiscal year ending June 30, 1880, compared with the appropriation for the previous fiscal year	VII
Internal-revenue:	
collectors, number of	XXXV
receipts from, during the fiscal years ended, respectively, June 30, 1877, and June 30, 1878	III, XXXIV
decrease in, during the fiscal year ended June 30, 1878, compared with the previous fiscal year	IV, XXXIV
tax, enforcement of, resisted in some places	VIII
should not be reduced	XXXV
Invoices of merchandise consigned to the United States for sale are, as a rule, undervalued.	XXIX
Judicial branch of the government, estimated expenditures of, for the fiscal year ending June 30, 1880	VI
Justice, Department of:	
estimated expenditures of, for the fiscal year ending June 30, 1880	VI
increase of estimated expenditures of, for the fiscal year ending June 30, 1880, compared with the appropriation for the previous fiscal year	VII
Kid gloves. ( <i>See</i> Gloves, leather.)	
Lands, public. ( <i>See</i> Public lands.)	
Legislative branch of the government:	
estimated expenditure of, for the fiscal year ending June 30, 1880	VI
increase of estimated expenditures for, during the fiscal year ending June 30, 1880, compared with the appropriation for the previous fiscal year	VII
Legislation recommended:	
to amend section 3620, Revised Statutes, as amended by the act of February 27, 1877, so that disbursements may be made under regulations to be prescribed by the Secretary of the Treasury	XX

	Page.
<b>Legislation recommended—Continued:</b>	
to amend the law in such a way as to offer increased inducements to parties who may be able to secure a knowledge of frauds upon the customs-revenue to bring it to the attention of customs officers.....	XXX
to amend the law so as to make the required notice to be given to holders of called bonds to be redeemed not less than ten days nor more than three months, in the discretion of the Secretary of the Treasury.....	XIX
to authorize the Secretary of the Treasury to discontinue the coinage of the silver dollar when the amount outstanding shall exceed fifty million dollars.....	XVII
to authorize the Treasury Department to issue certificates of deposit of the United States of the denomination of ten dollars, &c.....	XIX
to change the law, so as to enable the Secretary of the Treasury to make reductions in the expense of collecting the revenue from customs.....	VII
to confer authority upon the Treasury Department to prevent the shipment to the Territory of Alaska of molasses or other articles from which intoxicating liquors are ordinarily made.....	XXXIII
to convert <i>ad valorem</i> duties into specific.....	VIII, XXIX
to limit the amount of silver dollars to be issued, or their ratio to gold for coining purposes be changed.....	XV, XVI
to make an appropriation of \$25,000 to provide a new revenue vessel for use in the shoal waters upon the Gulf coast between Lake Pontchartrain and Mobile Bay.....	XXXVIII
to prescribe the rates for transporting silver coin and bullion over the Central and Pacific Railroads.....	XXIV
to repeal all laws allowing abatement of duties upon merchandise damaged upon the voyage of importation.....	XXX
to require the examination of officers of the marine-hospital service as a requisite to their appointment.....	XLII
to transfer to the jurisdiction of the Court of Claims certain claims against the Government now adjusted by the Treasury Department.....	XXVI
<b>Life-saving service:</b>	
circumstances attending loss of life, &c., given in detail in the report of the general superintendent.....	XXXVIII
disasters to vessels, &c.....	XXXVIII
establishment of contemplated stations upon the Gulf coast delayed by the prevalence of yellow fever at the South.....	XXXIX
keepers clothed with the power of inspectors of customs.....	XXXIX
life-boat service upon the lakes placed upon a better footing.....	XXXIX
new stations erected under act of June 18, 1878.....	XXXIX
persons cared for at the stations, number of.....	XXXVIII
revenue-marine officers, the detail of, as assistant inspectors has resulted in the improvement of the keepers and crews in <i>personnel</i> and discipline.....	XXXIX
the extension of its powers and resources justified by the great good which it has accomplished in recent years.....	XXXIX
mortuary record, compared with previous years.....	XXXVIII
value of property involved in shipwrecks, and proportions saved and lost.....	XXXVIII
<b>Light-house establishment:</b>	
light-houses, river lights, day-beacons, buoys, &c., established and discontinued, during the fiscal year ended June 30, 1878, and total remaining at the close of said year.....	XXXIX, XL
lights on the Western rivers.....	XL
mineral oil, how used.....	XXXIX, XL
<b>Marine-hospital service:</b>	
average <i>per capita</i> cost of relief furnished.....	XLI, XLII
metric system of weights and measures adopted for medical and pharmaceutical purposes.....	XLII
national quarantine act, what has been done under.....	XLII
officers of the service, the attention of Congress called to the expediency of requiring by law examination of, before appointment.....	XLII
receipts and expenditures of, during the fiscal year ended June 30, 1878.....	XLI
seamen, sick and disabled, number of, cared for, during the fiscal year ended June 30, 1878.....	XLI
yellow-fever epidemic.....	XLII
Military establishment, expenditures on account of, during the fiscal year ended June 30, 1878.....	III
Minor coins. ( <i>See</i> Coinage.)	
Moneys, public. ( <i>See</i> Public moneys.)	
<b>National banks:</b>	
number of, in existence October 1, 1878.....	XX
amount of capital invested in.....	XX
loans and discounts of.....	XX
surplus funds and profits of.....	XX
receipts from tax on circulation and deposits of, during the fiscal year ended June 30, 1878.....	III
receipts from, during the fiscal year ended June 30, 1878, compared with the previous fiscal year.....	IV, XXXIV
to receive United States notes as coin after January 1, 1879.....	X
drafts on, held by the Treasury, to be paid at the clearing-house, and drafts on the Treasury held by them to be paid to the clearing-house, at the office of the assistant treasurer, New York, in United States notes.....	X
report of the Comptroller of the Currency, presents full and interesting information regarding.....	XX
<b>National bank depositories, amount deposited in, during the year ended June 30, 1878.....</b>	<b>XIX</b>
deposits received by, reserved by a pledge of United States bonds held by the Treasurer of the United States.....	XX
<b>National bank notes, amount of, outstanding.....</b>	<b>XX</b>
<b>National banking system, advantages of, over any other heretofore existing in the country, recited.....</b>	<b>XXI</b>
the power to issue circulating notes conferred on, is not in the nature of a monopoly, as it may be exercised by any five persons who have the means and will comply with the law.....	XXI

	Page.
Naval establishment, expenditures on account of, during the fiscal year ended June 30, 1878.	II
Navy Department:	
increase of expenditures in, during the fiscal year ended June 30, 1878, compared with the previous fiscal year	IV
estimated expenditures of, for the fiscal year ending June 30, 1880	VI
increase of estimated expenditures of, during the fiscal year ending June 30, 1880, compared with the appropriation for the previous fiscal year	VII
Notes, United States. ( <i>See</i> United States notes.)	
Pacific Railway Companies, receipts from repayment of interest by, during the fiscal year ended June 30, 1878.	III
Paper for public securities, price of that now used greatly in excess of cost	XXIV
proposals invited for the manufacture of a suitable article of, of a distinctive character	XXIV
Penalties, &c., customs. ( <i>See</i> Fines, penalties, &c., customs.)	
internal-revenue, receipts on account of, during the fiscal years ended, respectively, June 30, 1877, and June 30, 1878	XXXIV
Pensions, expenditures for, during the fiscal year ended June 30, 1878.	III
estimated expenditures for, during the fiscal year ending June 30, 1880.	VI
Post-Office Department, increase of estimated expenditures of, during the fiscal year ending June 30, 1880, compared with the appropriation for the previous fiscal year.	VII
Premium on sales of coin, receipts from, during the fiscal year ended June 30, 1878.	III
increase in receipts from, during the fiscal year ended June 30, 1878, compared with the previous fiscal year	IV
Postal service, estimated expenditures of, for the fiscal year ending June 30, 1880.	VI
Profits on coinage. ( <i>See</i> Coinage.)	
Property, government. ( <i>See</i> Government property.)	
Public buildings, expenditures on account of, during the fiscal year ended June 30, 1878.	III
number of, constructed and repaired, during the fiscal year ended June 30, 1878	XLII
under the control of the department	XLII
rented for use of public officers, and amount paid for	XLII
Public creditors, should be paid in coin, when	XIII
just and expedient not to force any form of money upon, but to give them the option of the kind and denomination	XIV
Public debt:	
expenditures, on account of interest on, during the fiscal year ended June 30, 1878	III
increase of, on account of payment of interest on, during the fiscal year ended June 30, 1878, compared with previous fiscal year	IV
cause of increase of expenditures on account of payment of interest on, during the fiscal year ended June 30, 1878.	IV
estimated expenditure on account of, for the fiscal year ending June 30, 1880	VI
interest on, payable in coin	XII
payments for refunding can be made in United States notes	XI
principal and interest will ordinarily be paid and willingly received in United States notes, but when demanded such payments will be made in coin	XI
receipts from revenue sufficient to pay the interest on, as well as current expenditures	XI
Public lands, receipts from sales of, during the fiscal year ended June 30, 1878.	III
increase in receipts from sales of, during the fiscal year ended June 30, 1878, compared with the previous fiscal year	IV
Public moneys, no distinction need be made between, in daily business.	XI
of different kinds and intrinsic values, how maintained in circulation at par with each other	XIV
the monetary transactions of the government have been conducted without loss	XIX
Public securities, except certain proprietary stamps, engraving and printing of, to be done at the Bureau of Engraving and Printing.	XXIV
prices paid for paper used for, greatly in excess of cost.	XXIV
proposals invited for the manufacture of paper for, of a distinctive character	XXIV
Public works, estimated expenditures for, during the fiscal year ending June 30, 1880.	VI
Receipts, ordinary, itemized, from all sources, during the fiscal year ended June 30, 1878.	III
decrease of, for the fiscal year ended June 30, 1878, compared with previous fiscal year.	IV
actual and estimated, itemized, for the fiscal year ending June 30, 1879.	V
estimated, itemized, for the fiscal year ending June 30, 1880.	VI
current, from revenue, sufficient to meet current expenditures and interest on the public debt.	XI
Resumption of specie payments:	
bonds described in the refunding act, power to sell essential, to enable the department to meet emergencies.	X
continues after as well as before resumption.	X
by exercising the power to sell, it is anticipated that the Treasury can, at any time, obtain coin to reimburse the reserve already accumulated.	X
six-per-cent., can be redeemed by the proceeds of sales of bonds bearing a lower rate of interest	XII
bullion, arrangements being made to purchase	XI
the Secretary of the Treasury authorized to issue coin-certificates in payment to depositors of.	XI
United States notes and coin will be used in the purchase of.	XI
clearing-house, drafts on the banks held by the Treasury to be paid at the, and drafts on the Treasury held by the banks, to be paid to the, at the office of the assistant treasurer, New York, in United States notes.	X
coin, accumulation of, has reduced its premium	X

**Resumption of specie payments—Continued.**

coin, deposits of, in the Treasury, will no doubt continue to be made after January 1, 1879, as heretofore.....	XII
gold, and bullion, will be received on deposit by superintendents of mints and assayers when constituted assistant treasurers by the Secretary of the Treasury, in Treasury, November 23, 1878, in excess of coin, sufficient to pay accrued coin liabilities.....	XI
premium on, merely nominal.....	IX
the means provided to procure, should not be impaired or repealed.....	X
obligation to pay, with due regard to the public honor, cannot be repealed....	XII
will be used in the purchase of bullion.....	XI
coin reserve, anticipated diminution of, on January 1, 1879, by payment of interest accruing on that day.....	IX
how obtained.....	IX
in excess of coin liabilities, at the close of the year 1877.....	IX
necessary increase of.....	IX
prepared, for resumption purposes.....	IX
coin-certificates, after resumption, should not be issued except when expressly required by the provisions of law.....	XII
authorized to be issued by the Secretary of the Treasury in payment to depositors of bullion.....	XI
coin liabilities, will ordinarily be paid and willingly received in United States notes, but will be paid in coin when so demanded.....	XI
coin and bullion, when withdrawn in the process of redemption, must be restored, and how.....	X
coin and United States notes, distinction between, after resumption, should be, as far as practicable, abandoned in the current affairs of the government.....	XII
coinage-system, important change made in, by act of February 28, 1878.....	XIV
currencies, when two, both legal, are authorized without limit, the cheaper alone will circulate.....	XV
customs-duties, a portion of, specifically pledged for the payment of interest on the public debt.....	XII
by existing law, are payable in coin.....	XII
no change of the law necessary to authorize the receipt of United States notes for, after January 1, 1879.....	XII
should continue to be received in United States notes only while they are redeemed in coin.....	XIII
should be collected in coin, when.....	XIII
expenditures, current, receipts from revenue sufficient to meet the.....	IX
four, and four-and-a-half-per-cent. bonds, sale of, for resumption purposes.....	XI
premium at which sold.....	IX
gold-certificates, hitherto issued by virtue of the discretion conferred upon the Secretary of the Treasury, will not be issued after January 1, 1879.....	XII
the effect of their issue after January 1, 1879, would be to contract the currency, &c.....	XII
gold, the only coin which, by law, was a legal tender in payment of all debts when the resumption act passed.....	XIV
adoption of, as a single standard, and the issue of silver for fractional coin, the tendency among commercial nations.....	XVI
standard of value in great transactions, while silver is indispensable for a multitude of daily wants.....	XVII
gold-dollar, was not, by the law, to be superseded by the silver dollar.....	XIV
gold and silver, ratios between, in the United States, for more than a century.....	XVI
should be coined at such a ratio, and on such conditions, as will secure the largest use and circulation of both metals, without displacing either.....	XVII
the present ratio between, not the true one, as is proven in the markets of the world.....	XVI
their production and use having changed in relative value, a corresponding change must be made in the coinage ratio.....	XVI
variation in value from time to time in the history of nations.....	XVI
means and manner of resumption left largely to the discretion of the Secretary of the Treasury.....	X
moneys of different kinds and intrinsic values, how maintained in circulation at par with each other.....	XIV
no distinction need be made between, in daily business.....	XI
national banks to receive United States notes as coin after January 1, 1879.....	X
notes, United States, a change of the law not necessary to authorize the receipt of, for customs duties, on and after January 1, 1879.....	XII
amount of, in circulation.....	IX
are, in effect, coin-certificates.....	XII
at a parity with coin, and both should be received indiscriminately.....	XIII
drafts to be paid in.....	X
if received for duties at the port of New York, they should be received for the same purpose in all other ports of the United States.....	XIII
may be used for current purposes, like other money.....	XI
must be the chief means, under existing law, with which the Department must restore coin and bullion when withdrawn in process of redemption.....	X
of the same denomination as the larger coin certificates will be issued.....	XII
payment of can be made only, in consequence of appropriations made by law, or for the purchase of bullion, or for the refunding of the public debt.....	XI
presented on and after January 1, 1879, in sums of not less than fifty dollars, will be redeemed in either gold or silver.....	XVII

	Page.
Resumption of specie payments—Continued.	
notes, United States, redemption of, mandatory only at the office of the assistant treasurer, New York City .....	IX
redeemed, received into the Treasury like other notes .....	XI
received into the Treasury shall not be retired, canceled, or destroyed, but shall be reissued. ....	X
under the resumption act, the principal means provided for the purchase of bullion or coin with which to maintain resumption .....	XI
must necessarily accumulate in the Treasury until their superior use and convenience for circulation enables the Department to exchange them at par for coin or bullion .....	X
retirement of, forbidden after May 31, 1878, by act of that date. ....	IX
should continue to be received only while they are redeemed in coin .....	XIII
only be paid out to replace an equal amount of coin withdrawn from the resumption fund. ....	XI
the power to reissue, conferred by section 3579, Revised Statutes, and not limited by the resumption act. ....	XI
to be received by national banks, as coin, after January 1, 1879 .....	X
when at par with coin will be readily received for bullion instead of coin certificates. ....	XI, XII
will, after January 1, 1879, while they are redeemed at the Treasury, be received the same as coin by the officers of the Treasury Department, in all payments, in all parts of the United States .....	XIII
will ordinarily be paid and willingly received in payment of coin liabilities .....	XI
will be used in the purchase of bullion. ....	XI
prepared to commence and maintain resumption from and after January 1, 1879. ....	X
public creditors should be paid in coin, when .....	XIII
public debt, interest on the, under existing law, is payable in coin .....	XII
receipts, current, from revenue sufficient to meet current expenditures and interest on the public debt. ....	XI
redemption, the provision in the law for, in New York, was believed to be practical redemption in all parts of the United States .....	XIII
resumption act, how construed in certain particulars .....	VIII, XII, XIV
every measure taken in the execution of, has tended to lighten the ruinous losses that followed the panic of 1873. ....	X
the important duties imposed on the Department by, steadily pursued during the past year. ....	VIII
three of the provisions of—the gradual substitution of fractional coin for fractional currency, the free coinage of gold, and free banking—have been substantially carried into execution .....	VIII
superintendents of mints and assayers may be constituted by the Secretary of the Treasury assistant treasurers to receive gold coin and bullion on deposit. ....	XI
silver coin, a certain amount of, may be maintained in circulation at par with gold, though of less intrinsic bullion value. ....	XV
cannot be exported except at its commercial value as bullion .....	XV
fractional, issued under the act of February 21, 1853, was kept at par with gold. ....	XV
fractional, a legal tender for five dollars only. ....	XIV
of full legal tender could not be lawfully issued when the resumption act passed. ....	XIV
if issued in excess of demands for domestic purposes, will necessarily fall in market value, and become the sole coin standard of value. ....	XV
the amount of, that can be maintained at par with gold cannot be fairly tested until resumption is accomplished. ....	XV
which would answer a multitude of the purposes of business intended to be provided by Congress, without banishing from circulation the established gold coin of the country. ....	XV
silver dollar, after resumption, will circulate in considerable sums for small payments. ....	XV
aggregate issue of, based on the ratio of sixteen to one, should be limited, and how. ....	XVII
amount of, to be coined per month limited, but the aggregate amount and the period of time during which its coinage should continue, not limited. ....	XIV
comparative market value of the silver in the .....	XIV
Congress asked to change the law so as to limit the issue of, or its ratio to gold for coining purposes, be changed. ....	XV, XVI
if the issue of, is limited to an amount demanded for circulation, there will be no depreciation, and its convenient use will keep it at par with gold. ....	[XV
if issued in excess of demands for small payments, will at once tend to displace gold, and become the sole standard. ....	XV
indispensable that it be either limited in amount, or that its bullion value be equal to that of the gold dollar, in order to keep both gold and silver coin in circulation. ....	XV
its coinage recommended to be discontinued when the amount outstanding shall exceed fifty million dollars. ....	XVII
its use will be limited to domestic purposes if not limited in amount, and made equal in bullion value to the gold dollar. ....	XV
its use an aid rather than a hinderance to resumption .....	XV
provided by act of February 28, 1878, was made a legal tender for all debts, except where otherwise expressly stipulated in the contract. ....	XIV
the law clearly shows that it was not to supersede the gold dollar. ....	XIV
the addition of one-tenth or one-eighth to the thickness of, would inspire confidence and add to its circulation .....	XVI

	Page.
Resumption of specie payments—Continued.	
silver dollar, the only effect of the attempt of the Department to circulate, has been to diminish the gold revenue .....	XV
silver and gold, a bimetallic standard of proposed by Congress .....	XIV
silver standard of the United States, should not be of less intrinsic value than that of other commercial nations .....	XVI, XVII
Revenue, customs. (See Customs revenue.)	
Revenue, internal. (See Internal revenue.)	
Revenue, surplus, amount of, June 30, 1878 .....	III
how applied during the fiscal year ended June 30, 1878 .....	IV, IX
Revenue-marine service:	
assistance rendered to vessels wrecked and in distress, during the fiscal year ended June 30, 1878 .....	XXXVII
a vessel specially designed should be provided for cruising in the Alaskan waters .....	XXXVII
estimated value of property saved by, during the fiscal year ended June 30, 1878 .....	XXXVII
expenses of, for the fiscal year ended June 30, 1878 .....	XXXVII
miles, number of, cruised by vessels of, during the fiscal year ended June 30, 1878 .....	XXXVII
officers of, detailed for duty in connection with the Life-Saving Service .....	XXXVII
persons, number of, saved from drowning by, during the fiscal year ended June 30, 1878 .....	XXXVII
recommendation contained in last annual report, for an appropriation of \$25,000 to provide a new vessel for use in the shoal waters between Lake Pontchartrain and Mobile Bay, is renewed .....	XXXVIII
steamers detailed to cruise in the region of Alaska .....	XXXVII
vessels, merchant, number of, boarded by officers of, during the fiscal year ended June 30, 1878 .....	XXXVII
revenue-marine, number of, that have cruised, during the fiscal year ended June 30, 1878 .....	XXXVII
special service rendered by, in assisting the United States Commissioner of Fish and Fisheries, &c. ....	XXXVII
some of the older, recommended to be replaced by vessels of improved design .....	XXVII, XXXVIII
River and harbor improvements. (See Military establishment.)	
Sales of coin, receipts from premium on, during the fiscal year ended June 30, 1878 .....	III
increase in receipts from premium on, during the fiscal year ended June 30, 1878, compared with the previous fiscal year .....	IV
Sales of government property, receipts from, during the fiscal year ended June 30, 1878 .....	III
decrease in receipts from, during the fiscal year ended June 30, 1878, compared with the previous fiscal year .....	IV
Sales of public lands, receipts from, during the fiscal year ended June 30, 1878 .....	III
increase in receipts from, during the fiscal year ended June 30, 1878, compared with the previous fiscal year .....	IV
Seal-skins, number of, taken by the Alaska Commercial Company .....	XXXIV
revenue derived from .....	XXXIV
Securities, public. (See Public securities.)	
Silk piece-goods, specific instead of <i>ad valorem</i> duties upon, recommended .....	XXIX
Silver coin, a certain amount of, may be maintained in circulation at par with gold though of less intrinsic bullion value .....	XV
amount of, in the country September 30, 1878 .....	XXXIII
can be transported with but little risk from San Francisco and Carson City to New York .....	XXIV
cannot be exported, except at its commercial value as bullion .....	XV
fractional, the only silver coin provided before the passage of the resumption act, was a legal tender for five dollars only .....	XIV
value of the coinage of, during the fiscal year ended June 30, 1878 .....	XXII
issued, under the act of February 21, 1853, was kept at par with gold .....	XV
if issued in excess of demands for domestic purposes, will necessarily fall in market value, and become the sole coin standard of value .....	XV
is indispensable for a multitude of daily wants, and too bulky for use in the larger transactions of business .....	XVII
of full legal-tender, could not be lawfully issued when the resumption act passed .....	XIV
rates for transportation of, over the Central and Union Pacific Railroads, recommended to be prescribed by Congress .....	XXIV
the amount of, that can be maintained at par with gold cannot be fairly tested until resumption is accomplished .....	XV
which would answer a multitude of the purposes of business intended to be provided by Congress, without banishing from circulation the established gold coin of the country .....	XV
Silver standard of the United States, should not be of less intrinsic value than that of other commercial nations, and should be as nearly equal to gold as practicable .....	XVI, XVII
Silver and gold, ratio between, in the United States, for more than a century .....	XVI
a bimetallic standard of, proposed by Congress .....	XIV
present ratio between, not the true one, as is proven in the markets of the world .....	XVI
their variation in value from time to time in the history of nations .....	XVI
their production and use having changed in relative value, a corresponding change must be made in the coinage ratio .....	XVI
should be coined at such a ratio and on such conditions as will secure the largest use and circulation of both metals, without displacing either .....	XVII
Silver dollar, after resumption, will circulate in considerable sums for small payments .....	XV
aggregate issue of, based on the ratio of sixteen to one, should be limited, and how .....	XVII
amount of, to be coined per month limited, but the aggregate amount and the period of time during which its coinage should continue, not limited .....	XIV
comparative market value of the silver in the, at the date of passage of the act of February 28, 1878, and now .....	XIV

	Page.
Silver dollar, Congress asked to change the law so as to limit the issue of, or its ratio to gold for coining purposes be changed	XV, XVI
if the issue of, is limited to an amount demanded for circulation, there will be no depreciation, and its convenient use will keep it at par with gold	XV
if used for other than small payments, it will at once tend to displace gold, and become the sole standard	XV
indispensable that it be either limited in amount or that its bullion value be equal to that of the gold dollar, in order to keep both in circulation	XV
its coinage recommended to be discontinued when the amount outstanding shall exceed fifty million dollars	XVII
its use will be limited to domestic purposes if not limited in amount and equal in bullion value to the gold dollar	XVII
its use an aid rather than a hindrance to resumption	XV
provided by the act of February 28, 1878, was made a legal tender for all debts, except where otherwise expressly stipulated in the contract	XIV
the addition of one-tenth or one-eighth to the thickness of, would inspire confidence and add to its circulation	XVI
the only effect of the attempt of the Department to circulate, has been to diminish the gold revenue	XV
value of coinage of, during the fiscal year ended June 30, 1878	XXXII
was not to supersede the gold dollar, as is clearly shown by the law	XIV
Sinking-fund, amount due the, for the fiscal year ended June 30, 1878	IV
of deficiency on account of, during the fiscal year ended June 30, 1878	IV
estimated amount of, for the fiscal year ending June 30, 1879	V
expenditures on account of, during the fiscal year ending June 30, 1880	VI
Special agents, attention called to the report of the chief of the	XXXI
discover and check irregularities and detect and prevent frauds upon the customs revenue	XXXI
importance of service manifested in the economy and efficiency produced by	XXXI
Specie, exports and imports of, during the fiscal year ended June 30, 1878, compared with the previous fiscal year	XXXII
Specific duties. (See Duties upon imports.)	
Spirits, receipts from, during fiscal years ended, respectively, June 30, 1877, and June 30, 1878	XXXIV
Stamps, adhesive (internal revenue), receipts from, during the fiscal years ended, respectively, June 30, 1877, and June 30, 1878	XXXIV
State Department, decrease of estimated expenditures of, for the fiscal year ending June 30, 1880	VII
Steamboat inspection service:	
receipts from the inspection of vessels and licensing of officers, during the fiscal year ended June 30, 1878	XXXVI
disbursements on account of, during the fiscal year ended June 30, 1878	XXXVI, XXXVII
licenses, number issued to officers of, during the fiscal year ended June 30, 1878	XXXVI
steam-vessels, number and tonnage of, inspected during the fiscal year ended June 30, 1878	XXXVI
Sugar, embarrassment in the collection of duties on	XXVII
duties on, a change in the mode of collecting, should be had	XXVIII
should be at one rate on all	XXVIII
Surplus revenue, amount of, and how applied, during the fiscal year ended June 30, 1878	III, IV
Tariff, in future revision of, Congress should, as far as possible, give preference to the specific system of imposing duties	XXIX
Tobacco, receipts from tax on, during the fiscal years ended, respectively, June 30, 1877, and June 30, 1878	XXXIV
Tonnage of vessels of the United States, during the fiscal year ended June 30, 1878	XXXV, XXXVI
Trade dollar, amount of, placed in circulation in the States east of the Rocky Mountains, during the year 1877, and the first few months of the present year	XXII, XXIII
being hoarded in the Chinese Empire	XXIII
in no sense money of the United States which the government is bound to redeem or care for	XXIII
no distinction can be made between those in the United States and those out of the country	XXIII
should not now be given any value or attribute at the expense of the public that is not incident to any other silver bullion	XXIII
the bullion in, outstanding, what it can be purchased for	XXIII
the Government has received no benefit from its coinage	XXIII
stamp upon, is to certify to its weight and fineness, for the convenience of dealers in silver bullion	XXIII
limited legal-tender quality originally given to, taken away before any of the coins were put into domestic circulation	XXIII
value of coinage of, during the fiscal year ended June 30, 1878	XXII
Treasury Department:	
amount of estimated expenditures of, for the fiscal year ending June 30, 1880	VI
increase of estimated expenditures of, for the fiscal year ending June 30, 1880, compared with the appropriation for the previous fiscal year	VII
jurisdiction of	XLII, XLIII
the tenure of office of officers of, should be terminable only for cause, and pay should be increased as a reward for long-continued and faithful service	XLIII
Treaty between the United States and Hawaifi, concluded January 30, 1875, the operations of, greatly to the advantage of the latter	XXVIII
United States notes:	
amount of, in circulation	IX
are, in effect, coin-certificates	XII
at a parity with coin, and both should be received indiscriminately	XIII
drafts to be paid in	X
if received for duties at the port of New York, they should be received for the same purpose at all other ports of the United States	XIII
no change of the law necessary to authorize the receipt of, for customs duties on and after January 1, 1879	XII



	Page.
United States notes—Continued.	
may be used for current purposes like other money, when	XI
of the same denomination as the larger coin-certificates will be issued	XII
payments of, can be made only in consequence of appropriations made by law, or for the purchase of bullion, or for the refunding of the public debt.	XI
presented in sums of not less than fifty dollars after January 1, 1879, will be redeemed in either gold or silver	XVII
redeemed, received into the Treasury like other notes	XI
received into the Treasury, shall not be retired, canceled, or destroyed, but shall be reissued and paid again, and kept in circulation	X
under the resumption act, the principal means provided for the purchase of bullion or coin with which to maintain resumption	XI
must necessarily accumulate in the Treasury until their superior use and convenience for circulation enables the Department to exchange them at par for coin or bullion	X
redemption of, by surplus revenue, during the fiscal year ended June 30, 1878	III, IV
mandatory only at the office of the assistant treasurer, New York	IX
retirement of, forbidden after May 31, 1878, by act of Congress of that date.	IX
should only be paid out to replace an equal amount of coin withdrawn from the resumption fund	XI
the chief means with which the department must restore coin and bullion when withdrawn in process of redemption	X
to be received as coin by national banks after January 1, 1879	X
the power to reissue, conferred by section 3579 Revised Statutes, and not limited by the resumption act.	XI
when at par with coin, will be readily received for bullion instead of coin-certificates	XI, XII
will, after January 1, 1879, while they are redeemed at the Treasury, be received the same as coin by the officers of the Department, in all payments, in all parts of the United States	XIII
will be used in the purchase of bullion	XI
will ordinarily, be paid and willingly received in payment for coin liabilities	XI
Vessels, merchant, number of entries of, into ports of the United States from foreign countries, during the fiscal year ended June 30, 1878	XXXVI
clearances of, from ports of the United States for foreign countries, during the fiscal year ended June 30, 1878	XXXVI
of the United States, number of entries of into ports of the United States from foreign countries, during the fiscal year ended June 30, 1878	XXXVI
clearances of, from ports of the United States for foreign countries, during the fiscal year ended June 30, 1878	XXXVI
number and tonnage of, for the fiscal year ended June 30, 1878	XXXVI
built, wrecked, rebuilt, sold to foreigners, lost at sea, abandoned, &c., during the fiscal year ended June 30, 1878	XXXV, XXXVI
Vessels, naval. ( <i>See</i> Naval establishment.)	
War Department, decrease of expenditures in, during the fiscal year ended June 30, 1878	IV
estimated expenditures of, for the fiscal year ending June 30, 1880	VI
increase of estimated expenditures of, for the fiscal year ending June 30, 1880, compared with the appropriation for the previous fiscal year	VII
TABLES ACCOMPANYING THE REPORT.	
TABLE A.—Statement of the net receipts (by warrants) during the fiscal year ended June 30, 1878	3
TABLE B.—Statement of the net disbursements (by warrants) during the fiscal year ended June 30, 1878	4, 5
TABLE C.—Statement of the issue and redemption of loans and Treasury notes (by warrants) for the fiscal year ended June 30, 1878	6
TABLE D.—Statement of the net receipts and disbursements (by warrants) for the quarter ended September 30, 1878	7
TABLE E.—Statement of outstanding principal of the public debt of the United States on the 1st of January of each year from 1791 to 1843, inclusive, and on the 1st of July of each year from 1844 to 1878, inclusive	8, 9
TABLE F.—Statement of the receipts of the United States from March 4, 1789, to June 30, 1878, by calendar years to 1843, and by fiscal years (ended June 30) from that time	10, 11, 12, 13
TABLE G.—Statement of the expenditures of the United States from March 4, 1789, to June 30, 1878, by calendar years to 1843, and by fiscal years (ended June 30) from that time	14, 15, 16, 17
TABLE H.—Statement showing the condition of the sinking-fund from its institution in May, 1869, to and including June 30, 1878	18, 19, 20
TABLE I.—Statement showing the purchases of bonds on account of the sinking-fund during each fiscal year from its institution in May, 1869, to and including June 30, 1878	21, 22, 23
TABLE K.—Statement of the outstanding principal of the public debt of the United States June 30, 1878	24-34
TABLE L.—Statement of 30-year 6 per cent. bonds (interest payable January and July) issued to the several Pacific railway companies, under the acts of July 1, 1862 (12 Statutes, 492), and July 2, 1864 (13 Statutes, 359)	35, 36
TABLE M.—Returns by judgment of the United States Court of Claims of proceeds of property seized as captured or abandoned, under act of March 12, 1863, paid from July 1, 1877, to June 30, 1878	37
TABLE N.—Judgment of the United States Court of Claims of proceeds of property seized as captured or abandoned, under act of March 12, 1863, rendered but not paid during the fiscal year ended June 30, 1878	37
TABLE O.—Receipts and disbursements of the United States assistant treasurers, and designated depository at Tucson, Arizona, for the year ended June 30, 1878	37-42
APPENDIX.	
Report of the chief of the division of special agents	43-51

## II.—REPORTS OF TREASURY OFFICERS.

	Page.
<b>Commissioner of Internal Revenue</b> .....	53
Alcohol:	
increase in exportation of .....	103
quantity of, withdrawn for exportation during sixteen months ended October 31, 1878, (8,802,018 gallons) .....	103
Alliances to collectors for the several districts during the year: for salaries, rents, fuel, and lights, statement of .....	71, 72
Assessments:	
amount of, in each class and in all classes, for the fiscal years ended June 30, 1877 and 1878, compared .....	131
Banks and bankers, exclusive of national banks and savings banks:	
average capital of, for twelve months ended May 31, 1876 .....	128
average capital of, for twelve months ended May 31, 1877 .....	120, 122
average capital of, for twelve months ended May 31, 1878 .....	123, 123
average capital of, invested in United States bonds, for years ended May 31, 1876, 1877, and 1878 .....	123
average deposits of, for twelve months ended May 31, 1876 .....	128
average deposits of, for twelve months ended May 31, 1877 .....	120, 122
average deposits of, for twelve months ended May 31, 1878 .....	123, 123
average taxable capital of, for twelve months ended May 31, 1877 .....	120, 122
average taxable capital of, for twelve months ended May 31, 1878 .....	123, 123
tax collected on capital of, during fiscal years ended June 30, 1877 and 1878 .....	126, 127, 128
tax collected on deposits of, during fiscal years ended June 30, 1877 and 1878 .....	126, 127, 128
Banks and bankers, exclusive of national banks, but including savings banks:	
average capital of, for twelve months ended May 31, 1876 .....	128
average capital of, for twelve months ended May 31, 1877 .....	122, 122
average capital of, for twelve months ended May 31, 1878 .....	125, 125
average deposits of, for twelve months ended May 31, 1876 .....	128
average deposits of, for twelve months ended May 31, 1877 .....	122, 122
average deposits of, for twelve months ended May 31, 1878 .....	125, 122
average taxable capital of, for twelve months ended May 31, 1877 .....	122, 122
average taxable capital of, for twelve months ended May 31, 1878 .....	125, 122
average taxable deposits of, for twelve months ended May 31, 1877 .....	122, 122
average taxable deposits of, for twelve months ended May 31, 1878 .....	125, 122
Banks, Savings:	
average deposits of, invested in United States bonds, for the years ended May 31, 1876, 1877, and 1878 .....	128
tax collected on deposits of, during twelve months ended June 30, 1877 and 1878 .....	126, 127
Banks, Savings, having a capital stock:	
average capital of, for twelve months ended May 31, 1876 .....	128
average capital of, for twelve months ended May 31, 1877 .....	121, 122
average capital of, for twelve months ended May 31, 1878 .....	124, 123
average capital of, invested in United States bonds, during years ended May 31, 1876, 1877, and 1878 .....	128
average deposits of, for twelve months ended May 31, 1876 .....	128
average deposits of, for twelve months ended May 31, 1877 .....	121, 122
average deposits of, for twelve months ended May 31, 1878 .....	124, 123
average taxable capital of, for twelve months ended May 31, 1877 .....	121, 122
average taxable capital of, for twelve months ended May 31, 1878 .....	124, 122
average taxable deposits of, for twelve months ended May 31, 1877 .....	121, 122
average taxable deposits of, for twelve months ended May 31, 1878 .....	124, 122
tax collected on capital of, during fiscal year ended June 30, 1877 .....	126, 122
tax collected on capital of, during fiscal year ended June 30, 1878 .....	127, 122
tax collected on deposits of, during fiscal years ended June 30, 1877 and 1878 .....	128
Banks, Savings, having no capital stock:	
average deposits of, for twelve months ended May 31, 1876 .....	128
average deposits of, for twelve months ended May 31, 1877 .....	120, 122
average deposits of, for twelve months ended May 31, 1878 .....	123, 122
average taxable deposits of, for twelve months ended May 31, 1877 .....	120, 122
average taxable deposits of, for twelve months ended May 31, 1878 .....	123, 122
tax collected on deposits of, for twelve months ended June 30, 1877 and 1878 .....	128
Cigarettes:	
number of, exported during the year (9,189,000) .....	106, 116
Cigars:	
imported during fiscal year 1878, weighed 622,805 pounds, of which 55,792 pounds were exported .....	106
imported during fiscal year 1878, withdrawn for consumption, weighed 567,013 pounds, estimated to be equivalent in number to 42,001,000 cigars .....	106
number of, exported during the year (2,914,025) .....	106, 116
reduction of tax on, from \$6 to \$5 per M would diminish the revenue \$2,000,000 per annum .....	63
reduction of tax on, from \$6 to \$5 per M would not affect the retail price of, and would result in absolute loss of revenue with no compensating advantage .....	63
reduction of tax on, from \$2 to \$3 per M would diminish the tax on each cigar one mill .....	63
Cigars and cigarettes:	
effect of different rates of tax on, in the production of revenue .....	111, 114, 115
production of, by fiscal years, from 1874 to 1878 .....	111
production of, during the fiscal years 1876-'77 and 1877-'78, compared .....	100

## Commissioner of Internal Revenue—Continued.

	Page.
Cigars and cigarettes in bond:	
bonds given for exportation of, unaccounted for June 30, 1878, date of .....	117
exported and during the year accounted for, number of .....	117
exported and unaccounted for June 30, 1878, number of .....	117
removed for export and unaccounted for July 1, 1877, number of .....	116
removed for export during the year, number of .....	116
Cigars, cheroots, and cigarettes for each fiscal year:	
aggregate amount of revenue collected at the several different rates of tax on .....	115
aggregate number returned for taxation at the several different rates of tax on .....	115
amount of revenue collected at each rate of tax on .....	115
different rates of tax on .....	115
number of, on which tax was paid at each rate of tax .....	115
Cigars, cheroots, and cigarettes under each act of legislation:	
aggregate amount of revenue derived from .....	114
aggregate number of, returned for taxation .....	114
date of acts imposing tax on .....	114
date of acts repealing tax on .....	114
different rates of tax on .....	114
length of time rates of tax on, were in force .....	114
Cigar factories, bonded:	
distribution of, by classes, according to number of employes .....	108
employes in each class, total number of .....	108
total number of employes in all classes of (15,992) .....	108
Cigars, manufacturers of:	
distribution of, among the States and Territories .....	119
number of, in special-tax year ended April 30, 1878 (15,912) .....	119
statistics relating to, showing their number (18,871), quantity of material used (42,537,273 pounds), number of cigars manufactured (1,761,662,229), average quantity of material used for every 1,000 cigars (24,358 pounds), and amount of deficiencies (\$137,572.06) for the calendar year 1877 .....	109, 110, 111
Clerks, messengers, and janitors in the several collection districts:	
amount of salaries of .....	70
number of (200) .....	70
Collectors:	
amount of salaries of .....	70
number of (128) .....	70
Collectors and subordinate officers:	
entitled to commendation for their integrity and fidelity to duty .....	55
Collectors, deputy:	
amount of salaries of .....	70
number of (207) .....	70
Collectors' offices:	
effect on officers of quarterly examination of .....	65
quarterly examination of .....	65
Commissioner:	
aggregate of present force in office of (193) .....	70
force in office of, cannot be reduced without injury to the public service .....	70
officers, clerks, and employes in office of, commended for the fidelity with which they have discharged their duties, and for the zeal they have manifested for the protection of the public interests .....	71
schedule of present force in office of .....	69, 70
Dealers in leaf tobacco:	
distribution of, among the States and Territories .....	119
number of, in special-tax year ended April 30, 1878 (3,719) .....	119
Dealers in leaf tobacco, retail:	
distribution of, among the States and Territories .....	119
number of, in special-tax year ended April 30, 1878 (12) .....	119
Dealers in manufactured tobacco:	
distribution of, among the States and Territories .....	119
number of, in special-tax year ended April 30, 1878 (335,261) .....	119
Dealers, retail liquor:	
distribution of, among the States and Territories .....	119
number of, in special-tax year ended April 30, 1878 (157,345) .....	119
Dealers, wholesale liquor:	
distribution of, among the States and Territories .....	119
number of, in special-tax year ended April 30, 1878 (4,592) .....	119
Distillation of spirits, illicit:	
annual loss to the government by reason of .....	55
by whom carried on .....	56
character of officers employed in attempting to suppress .....	58
encouragement extended to people engaged in, for establishment of small distilleries in conformity with law .....	58
extraordinary expenses incurred in attempting to suppress, how met .....	59
number of copper stills used at different times in, about 5,000 .....	55, 56
number of officers and guides killed in attempting to suppress (5) .....	60
number of officers and guides wounded in attempting to suppress (13) .....	60
number of persons arrested for, since July 1, 1877, in each collection district .....	60
product of, how disposed of .....	56
total number of persons arrested for, in the United States since July 1, 1877 (2,990) .....	60
two cases illustrating public sentiment respecting, in disloyal districts .....	57
where carried on .....	55
Distilleries:	
distribution of, among the States and Territories .....	73
number of, operated during the year (5,632) .....	73
number of, registered during the year (5,988) .....	73
Distilleries, fruit:	
number of, operated during the year (5,037) .....	73

## Commissioner of Internal Revenue—Continued.

	Page.
Distilleries, fruit—Continued.	
number of, registered during the year (5,306).....	73
Distilleries, grain:	
number of, operated during the year (608).....	73
number of, registered during the year (675).....	73
Distilleries, molasses:	
number of, operated during the year (7).....	73
number of, registered during the year (7).....	73
Distilleries, other than fruit:	
number of, in operation at the beginning of each month during the year .....	74
total spirit-producing capacity of, for each month during the year.....	74
Distillery warehouses:	
titles of tables showing operations at, during first four months of current fiscal year.....	94, 95
table showing operations at, during the year .....	80, 81
Drawback:	
allowed on exported merchandise, by fiscal years, from 1863 to 1878, inclusive, amount of .....	131
allowed on spirits, tobacco, fermented liquors, and proprietary articles during the fiscal year 1877-'78, amount of .....	118, 131
amount of, allowed on proprietary articles during the fiscal year 1877-'78 is $\frac{1}{10}$ of 1 per cent. of receipts from sales of proprietary stamps during the same time. . .	118
Extension of bonded period for distilled spirits:	
authorized by joint resolution approved March 23, 1878 .....	92
conditions securing .....	92
to what spirits made to apply.....	92
Fermented liquors:	
aggregate number of brewers engaged in production of, during the special-tax year ended April 30, 1878 (2,830).....	119
distribution of brewers among the States and Territories .....	119
distribution of dealers in, among the States and Territories .....	119
number of dealers in, during the special-tax year ended April 30, 1878 (9,499).....	119
receipts from each source and aggregate receipts from all sources relating to, for fiscal years 1876-'77 and 1877-'78, compared.....	104
Frauds upon the revenue:	
advantages gained from conditional amnesty granted men engaged in .....	58, 59
force of deputies usually allowed collectors in districts where illicit distilling has prevailed, inadequate for suppression of .....	59
men engaged in, with some exceptions, who have plead guilty, have had their sentences suspended during good behavior, reasons for .....	58
so prevalent in some localities that it has seemed impracticable to bring all offenders to punishment.....	58
wholesale amnesty to men who have been engaged in, no longer recommended .....	59
Gaugers:	
fees of, not to exceed \$5 per day.....	71
present number of (679).....	71
Internal revenue:	
aggregate receipts of, thus far in current fiscal year have shown an increase.....	55
amount of, collected and accounted for during the last two fiscal years (\$229,648,347.63).....	66
amount of, collected and reported to the Commissioner by the several collectors during the year .....	67, 68
amount of, collected and unaccounted for during last two years has been reported to Hon. First Comptroller for suit .....	66
amount of, unaccounted for in accounts of I. S. Fannin was occasioned by dishonesty of his cashier.....	66, 67
amount of, collected and unaccounted for during the last two fiscal years (\$11,605.55) since reduced to (\$6,940.35).....	66, 67
amount of, collected and unaccounted for during the year .....	67, 68
amount of, collected and unaccounted for will be paid during the current fiscal year .....	66
cost of collecting, for the fiscal year ended June 30, 1878 .....	69
cost of collecting, less than $3\frac{1}{2}$ per cent .....	69
decrease in aggregate receipts of, during closing months of last fiscal year has ceased .....	55
estimate of aggregate receipts of, for current fiscal year (\$115,000,000).....	69
estimated expenses of collecting, for the fiscal year ending June 30, 1880 .....	69
receipts of, from the several objects of taxation for the first four months of the fiscal years ending June 30, 1878 and 1879, statement of.....	134, 135
Laws, internal revenue:	
advantage gained in enforcement of, how to be retained .....	59
collectors and subordinate officers have manifested praise-worthy zeal in enforcement of .....	55
difficulties encountered in many of the Southern States in enforcement of .....	55, 56
efforts made to disabuse the minds of people, in disloyal districts, of their erroneous opinions respecting.....	57, 58
have been enforced in majority of States without serious difficulty.....	55
illustration of resistance to, in Overton County, Tennessee .....	56
manufacturers and dealers have manifested a commendable spirit to observe .....	55
opposition to enforcement of, how accounted for .....	57
prosecution for violation of, in some districts largely increased .....	55
prosecution for violation of, reduced to a minimum in majority of districts .....	55
provisions of, in respect to the collection of the tax on spirits, should be enforced, one reason why .....	59
resistance to enforcement of, how overcome.....	56, 59
sympathy of citizens and State officers with violators of .....	56, 57
where further resistance to enforcement of, is likely to be encountered .....	59
where resistance to enforcement of, has been overcome.....	59

**Commissioner of Internal Revenue—Continued.**

Legislation recommended:

- appropriating \$254,330 for salaries of officers, clerks, and employes in office of Commissioner ..... 69
- appropriating \$75,000 for pay and expenses of officers to break up illicit distilling in certain portions of the country ..... 60
- authorizing the acceptance of a bond from a distiller operating a distillery erected prior to July 20, 1868, but who wishes to enlarge the distillery premises, in lieu of the written consent of the owner of the lot or tract of land adjoining, which lot or tract he wishes to include in his distillery premises ..... 64, 65
- authorizing the Commissioner, with the approval of the Secretary, to exempt distilleries of the daily producing capacity of twenty gallons or less from certain provisions of the law in regard to grain distilleries ..... 64
- authorizing the withdrawal from warehouse of alcohol without payment of tax for the manufacture of perfumery for export ..... 64
- for the punishment of persons who assault with intent to kill or murder internal revenue officers in the performance of their duty ..... 60, 61
- limiting the capacity of match boxes to 500 matches ..... 64
- provisions in bill passed by the House at its last session in relation to the abatement and refunding of certain assessments on distilled spirits ..... 64

Matches, friction, in bond:

- exported and during the year accounted for, quantities of (24,360,120 boxes) ..... 118
- exported and unaccounted for June 30, 1875, quantities of (581,760 boxes) ..... 118
- removed for export and unaccounted for July 1, 1877, quantities of (416,304 boxes) .. 118
- removed for export during the year, quantities of (24,525,576 boxes) ..... 118

Officers of the internal revenue service:

- character of ..... 66
- enlargement of the system of inspection of, since last annual report ..... 66
- revenue agent, inspecting officer of ..... 66
- scope of the present inquiry as to qualifications of ..... 66
- system of inspection of, referred to in last annual report ..... 66
- visit with inspecting officer, establishments for the manufacture and sale of taxable articles ..... 66

Plan of affixing to packages of distilled spirits certain stamps in such a manner that when a package is emptied a portion of the stamp can be cut out and returned to the Commissioner's office:

- claimed by four different parties to be an infringement of patents owned by them .. 134
- four suits commenced against collectors for damages on account of alleged infringement of patents covering ..... 134
- of great value as a preventive of frauds ..... 134
- suits commenced against collectors for alleged infringement of patents defended by United States district attorneys ..... 134

Railroad corporations:

- amount of tax on, collected during the year (\$218,302.73) ..... 132
- amount of tax on, collected since June 30, 1878 (\$29,240.50) ..... 132
- amount of taxes reported to collectors during fiscal year ended June 30, 1878, but not yet paid (\$563,463.27) ..... 132
- amount of taxes reported to collectors since June 30, 1878, not yet paid (\$75,960.79) .. 132
- number of, from which taxes have been collected during the year (32) ..... 132
- number of, from which taxes have been collected since June 30, 1878 (9) ..... 132
- number of, reported for collection or suit during fiscal year ended June 30, 1878, that have not paid (27) ..... 132
- number of, reported for collection or suit since June 30, 1878, that have not paid (5) .. 132

Real estate belonging to the United States acquired under internal revenue laws:

- amount of taxes due on, for non-payment of taxes and on executions (\$7,800.30) .... 130
- amount received for rents of, deposited in United States Treasury (\$1,143.30) ..... 130
- amount received for sale of Bingham distillery in Evansville, Indiana, \$10,000, less State and county taxes ..... 130
- eleven parcels of, sold and proceeds deposited in United States Treasury ..... 130
- enumeration of, for non-payment of taxes and on executions ..... 130
- negotiations continually being carried on for sale of ..... 130
- receipt of reports in relation to situation of, in Southern States, and completion of negotiations for sale of, during the past summer, interfered with by yellow fever .. 130

Rectifiers:

- distribution of, among the States and Territories ..... 119
- number of, in special-tax year ended April 30, 1878 (1,124) ..... 119

Revenue agents:

- Commended for the energy and fidelity with which they have discharged their duties and for the zeal they have manifested for protection of the public interests ... 71
- distribution of ..... 65
- importance of, for aiding in the enforcement of the laws and promoting the efficiency of, the public service ..... 65
- number of, has been increased during the present year from twenty-five to thirty-five ..... 65
- recommendation that the present number of, be maintained ..... 65
- transferred from time to time from one district to another, reasons why ..... 66

Salaries allowed to collectors during the year:

- basis of recommendation for ..... 72
- schedule of ..... 72

Special bonded warehouses for storage of grape brandy:

- act establishing, approved March 3, 1877 ..... 103
- grape brandy in warehouse June 30, 1878, distribution of, among ..... 103, 104
- names of proprietors of ..... 103
- no demand for, except in 1st and 4th districts of California ..... 104
- number of, established prior to November 25, 1878 (7) ..... 103
- quantity of grape brandy bonded and withdrawn from bond, tax-paid, and for export, and remaining in, June 30, 1878 ..... 103

## Commissioner of Internal Revenue—Continued.

	Page.
Spirits, distilled:	
aggregate quantities of, withdrawn for export during first four months of fiscal years ending June 30, 1878 and 1879 .....	98
aggregate quantity of, withdrawn for export during the year (5,499,252 gallons) ..	93
all kinds of, as known to the trade, deposited in distillery warehouses during the fiscal year ended June 30, 1878, quantities of, by collection districts .....	86, 87
all kinds of, as known to the trade, remaining in distillery warehouses June 30, 1878, quantities of, by collection districts .....	90, 91, 92
all kinds of, as known to the trade, withdrawn for export during the year .....	93
all kinds of, as known to the trade, withdrawn from distillery warehouses during the year, quantities of, by collection districts .....	88, 89
allowed for loss by casualty during the year, quantities of (34,537 gallons) .....	81
at 90 cents per gallon, exported and unaccounted for July 1, 1877, quantities of .....	80
at 90 cents per gallon, quantities of, in bond June 30, 1878, unaccounted for, by collection districts .....	94
explained in terms "Bourbon whisky," "rye whisky," "high wines," &c., as used in the tables of this Report .....	81
greater part of quantities of, in warehouse June 30, 1878, produced in March, April, and May, 1877, was whisky .....	92
in warehouse November 1, 1878, 5,808,457 gallons more than at the corresponding period last year, how accounted for .....	93
produced and withdrawn from bond, with the amount of tax paid thereon for the first four months of the current fiscal year, by collection districts, quantities of ..	103
produced during the year, quantities of .....	96, 97
production of, during first four months of current fiscal year, 3,901,156 gallons more than production during the first four months of last fiscal year .....	80
quantities of different kinds of, withdrawn for export during first four months of current fiscal year, by collection districts .....	103
quantities of materials used for production of, during the year, by collection districts, statement of .....	98
quantities of material used for production of, during the year, by States and Territories, statement of .....	75, 76, 77
quantities of, produced and withdrawn from warehouses during the fiscal years 1876, 1877, and 1878; also the quantities on hand at the beginning and close of each of those years, statement of .....	78
quantities of, produced, withdrawn, &c., during the first four months of the last four fiscal years, statement of .....	94
quantities of, rectified during the special-tax year ended April 30, 1876, by collection districts, statement of .....	98
quantities of, rectified during the special-tax year ended April 30, 1878, by States and Territories, statement of .....	79
quantity of, of different kinds of, withdrawn for export during the year .....	80
quantity of, in warehouse June 30, 1878, in conformity with joint resolution, approved March 28, 1878, produced in March, April, and May, 1877, was (3,046,262 gallons) .....	93
quantity of, in warehouse June 30, 1878, produced in March, April, and May, 1877, in Kentucky warehouses was (2,334,012 gallons) .....	93
receipts from each source and from all sources relating to, for fiscal years 1876-'77 and 1877-'78 compared .....	80
remaining in warehouse June 30, 1878, in each collection district, when produced ..	82, 83, 84, 85
remaining in warehouse June 30, 1878, is 14,088,773 gallons, according to original gauge of each package .....	81
remaining in warehouse July 1, 1877, and June 30, 1878, quantities of .....	80, 81
removed in bond for export during last six fiscal years, per cent. of quantity to quantity produced .....	117
removed in bond for export during last six fiscal years, quantities of .....	117
tax on, collected with less loss to government than at any time since the establishment of present internal revenue system .....	55
tax-paid, held by wholesale liquor dealers and rectifiers January 1 and October 1, 1878, quantities of, by collection districts .....	99, 100, 101, 102
withdrawn for exportation, proofs of landing not received, quantities of .....	81
withdrawn for scientific purposes during the year, quantities of .....	81
withdrawn from warehouse during fiscal year 1878, that had been in bond more than one year, amount of interest collected on (\$313.26) .....	93
withdrawn from warehouse since July 1, 1878, in 5th district, Kentucky, amount of interest on, nearly \$2,000 .....	93
withdrawn tax-paid during the year, quantities of .....	81
Spirits, illicit:	
Collectors in districts where illicit distilling has prevailed have been authorized to employ suitable number of special deputies in making seizures of .....	59
Stamps, internal revenue:	
amount annually saved under present contract for paper used by Bureau of Engraving and Printing over previous contract, nearly \$25,000 .....	133
amount of claims for exchange of, allowed (\$67,741.28) .....	134
amount of claims for redemption of, allowed (\$32,821.01) .....	134
description of, issued during the year .....	134
engraved and printed in highest style of art .....	133
have not been successfully counterfeited .....	133
mucilage for affixing stamps to wooden packages that will resist heat and moisture a desideratum .....	134
names of contractors furnishing other than those printed by Bureau of Engraving and Printing .....	133
number of claims for exchange of, allowed (702) .....	134
number of claims for redemption of, allowed (628) .....	134
number of, issued during 1877-'78 (741,497,047) .....	134

**Commissioner of Internal Revenue—Continued.**

Stamps, internal revenue—Continued.

- paper for, furnished Bureau of Engraving and Printing, precautions taken in manufacture of ..... 133
- paper for, furnished Bureau of Engraving and Printing shipped to Secretary of Treasury ..... 133
- paper for, furnished Bureau of Engraving and Printing, under present contract, description of ..... 133
- paper for, not printed by Bureau of Engraving and Printing, no change in contracts for, during the year ..... 133
- paper for, used by Bureau of Engraving and Printing, furnished by Messrs. S. D. Warren & Co., of Boston ..... 133
- prices paid for paper used by Bureau of Engraving and Printing under present contract ..... 133
- samples of ink, claimed to be indelible, for filling up and signing stamps, submitted to this office have been furnished collectors for trial ..... 134
- value of, issued during 1877-'78 (\$119,639,279.01) ..... 133

Statistics:

- relating to seizures, rewards, compromises, criminal actions, civil actions *in personam*, actions *in rem*, &c. .... 12c, 129, 130, 132, 133

Stills, illicit:

- number of, seized since July 1, 1877, in each collection district ..... 60
- total number of, seized since July 1, 1877, in the United States (1,258) ..... 60

Stills, manufacturers of:

- distribution of, among the States and Territories ..... 119
- number of, in special-tax year ended April 30, 1878 (31) ..... 119

Storekeepers and gaugers:

- number of (632) ..... 71
- pay of, not over \$4 per day ..... 71

Storekeepers:

- number of (450) ..... 71
- pay of, not over \$4 per day ..... 71

Suits against ex-collectors:

- amount of judgments rendered in cases of ..... 132
- list of ..... 132

Tables:

- titles of, for fiscal year 1877-'78 and years previous ..... 136, 137

Tobacco:

- decrease in receipts from, cause of ..... 104
- receipts from all sources relating to, during first four months of current fiscal year, \$272,526.43 greater than during the corresponding period in last fiscal year ..... 135
- receipts from all sources relating to, during fiscal year 1877-'78 (\$40,091,754.67) ..... 104
- receipts from all sources relating to, during last fiscal year, \$1,014,792.25 less than during the year immediately preceding ..... 104
- receipts from each source and from all sources relating to, during fiscal years 1876-'77 and 1877-'78 compared ..... 104, 105
- statistics relating to average production, manufacture, and value of, for last five years ..... 107
- statistics relating to production, manufacture, exportation, and surplus of, in 1860. .... 106

Tobacco factories:

- distribution of, by classes, according to annual production ..... 107
- total number of (1,049) ..... 108
- total number of, in each class ..... 108

Tobacco industry:

- extent of government supervision over ..... 106
- government supervision over, does not encourage monopolies ..... 106
- large proportion of tobacco and cigar factories are small ..... 106
- statistics relating to growth and distribution of, during past twenty years ..... 106, 115
- statistics relating to, interesting in view of government supervision over ..... 106

Tobacco inspectors:

- fees of, paid by manufacturers ..... 71
- number of (41) ..... 71

Tobacco leaf:

- decline in price of, during past four years, shown by tobacco circular of Messrs. Sawyer, Wallace & Co., dated November 1, 1878, and confirmed by circular of M. Eder & Co., of the same date ..... 63
- exported is suitable for manufacturing, as all grades are used for this purpose to meet the various wants of consumers ..... 63
- large surplus, heavy crops, and sluggish foreign demand will depress the prices of, whatever the tax on manufactured tobacco ..... 63
- price of, not lessened by tax on manufactured tobacco shown by market quotations for a series of years ..... 62
- price of, used for home consumption depends on price of surplus exported ..... 62
- prolonged agitation for reduction of tax on manufactured tobacco would have depressing influence on price of, by withdrawing home manufacturers from the market ..... 63
- small surplus, light crops, and active foreign demand will increase the price of all grades of ..... 63
- stocks of, have been increasing during past four years, shown by tobacco circular of Messrs. Sawyer, Wallace & Co., of New York, dated November 1, 1878 ..... 62
- three-fifths of the annual crop of, is exported ..... 62
- value of, is affected by competition between manufacturers of ..... 62
- value of, is affected by the manner in which it is cured and handled ..... 62
- value of, is not affected by tax on manufactured tobacco, but is controlled by the laws of supply and demand ..... 62, 63

Tobacco, manufactured:

- reduction of the tax on, not asked by consumers ..... 63
- reduction of the tax on one-third, would cause a corresponding reduction in revenue from; reasons stated ..... 61, 62

	Page.
<b>Commissioner of Internal Revenue—Continued.</b>	
Tobacco, manufactured—Continued.	
subject of reduction of tax on, why discussed . . . . .	61
two arguments used by friends of bill passed by the House at its last session for reducing tax on, from 24 to 16 cents per pound, stated . . . . .	61
Tobacco, manufactured, and cigars:	
action in regard to proposed change in tax on, should be taken by Congress as early as possible, in the interest of producers, manufacturers, and their employés, and the Government . . . . .	64
agitating the question of reducing the tax on, during last session of Congress, paralyzed the trade, how shown . . . . .	63, 64
increase in receipts from, during first quarter of current fiscal year, over corresponding period of last fiscal year (\$397,527.94) . . . . .	104
reduction of tax on, according to bill passed by the House at its last session, would result in an annual loss to the government of \$11,000,000, with no prospect of benefit to the producer or relief to the consumer . . . . .	63
Tobacco, manufactured, and snuff:	
annual production of, during each of the last five fiscal years . . . . .	111
effect of different rates of tax on, in the production of revenue . . . . .	111, 112, 113
production of, during the fiscal years 1876-'77 and 1877-'78, compared . . . . .	105
Tobacco, manufactured, and snuff, for each fiscal year:	
amount of revenue collected at each rate of tax on . . . . .	113
aggregate amount of revenue collected at the several different rates of tax on . . . . .	113
aggregate quantities of, returned for taxation at the several different rates of tax on . . . . .	113
average rate of tax on . . . . .	113
different rates of tax on . . . . .	113
quantities of, on which tax was paid at each rate of tax on . . . . .	113
Tobacco, manufactured, and snuff, under each act of legislation:	
aggregate amount of revenue derived from . . . . .	112
aggregate quantities of, returned for taxation . . . . .	112
date of acts imposing tax on . . . . .	112
date of acts repealing tax on . . . . .	112
different rates of tax on . . . . .	112
length of time rates of tax on, were in force . . . . .	112
Tobacco, manufactured, and snuff, in bond:	
bonds given for exportation of, unaccounted for June 30, 1878, date of . . . . .	117
exported and during the year accounted for, quantities of . . . . .	116
exported and unaccounted for June 30, 1878 . . . . .	116
removed for export, by fiscal years from 1873 to 1878, percentages of to production . . . . .	117
removed for export, by fiscal years from 1873 to 1878, quantities of . . . . .	117
removed for exportation during the year, 753,301 pounds less than during the year previous . . . . .	116
removed for export and unaccounted for July 1, 1877, quantities of . . . . .	116
removed for export during the year . . . . .	116
Tobacco, manufacturers of:	
distribution of, among the States and Territories . . . . .	119
number of, in special-tax year ended April 30, 1878 (925) . . . . .	119
Tobacco, peddlers of:	
distribution of, among the States and Territories . . . . .	119
number of, in special-tax year ended April 30, 1878 (1,763) . . . . .	119
Work:	
performed by the several divisions in the office of the Commissioner during fiscal year ended June 30, 1878, statement of . . . . .	135, 136
<b>Comptroller of the Currency</b> . . . . .	139
Banks:	
number of banks and bankers in the country, with their capital and deposits . . . . .	142
State, savings and national banks, with their capital and deposits . . . . .	142
number of national banks organized and number organized during the year . . . . .	142
National banking system, advantages of . . . . .	144
capital stock . . . . .	147
relative proportion of capital and profits to liabilities of banks in Great Britain and of . . . . .	148
national banks . . . . .	148
convertibility of the note . . . . .	148
profits and losses . . . . .	150
national bank failures . . . . .	153
public statements, and examinations . . . . .	155
funding the national debt . . . . .	156
value of circulation to national banks . . . . .	158
substitution of treasury notes for national bank notes, no saving to the Government . . . . .	160
value of the paper dollar in standard gold coin from 1864 to 1878 . . . . .	164
extract from annual message of President Lincoln, December, 1862, recommending adoption of national banking system . . . . .	164
extracts of similar import from messages of 1863 and 1864 . . . . .	165
extract of similar import from report of Secretary Chase . . . . .	165
Resumption and reserve . . . . .	166
Clearing-houses, New York City and Boston, recent action of in reference to resumption . . . . .	168
exchanges of New York clearing-house since organization . . . . .	170
National bank and legal-tender notes, by denominations . . . . .	170
National bank circulation . . . . .	171
Public debt at its maximum, currency and its coin value . . . . .	171
National bank notes lost or unredeemed . . . . .	176
Specie in bank and estimated specie in the country . . . . .	177
Loans and rate of interest of New York City national banks . . . . .	179
Circulating notes, security of . . . . .	180
Taxation, earnings, and dividends . . . . .	180
Redemption . . . . .	188
Insolvent banks . . . . .	189



**Comptroller of the Currency—Continued.**

Page.

State banks and savings banks .....	191
National bank act, restrictions and requirements of .....	193
Judicial decisions, synopsis of .....	200
Tables, list of:	
[The following tables appear in the report of the Comptroller of the Currency as printed in this volume. The report printed as a separate volume contains numerous other tables, of which there is a full list on pages 75, 76, and 77 of that volume, and also statements showing the resources and liabilities of each national bank in operation on October 1, 1878. At the end of the volume an alphabetical index of the cities and towns in which national banks are located will be found.]	
table, by geographical divisions, of the number, capital, and deposits of the State banks and private bankers, &c., for the six months ending May 31, 1878 .....	142
table, by geographical divisions, of the number, capital, and deposits of the State banks and private bankers, &c., for the six months ending May 31, 1878, and of the national banks on June 29, 1878 .....	142
table of the resources and liabilities of the national banks on October 1, 1878, classified by reserve cities, &c. ....	143
table of the resources and liabilities of the national banks in October of each year, from 1870 to 1878 .....	144
table of the number, capital, reserve fund, and undivided profits of the banks of the United Kingdom and of the national banks, with the ratio of the capital and of the capital and profits of each to their liabilities .....	148
table showing the amount of the surplus fund of the national banks near the 1st of January and July of each year since 1863, and the semi-annual increase or decrease thereof .....	151
table, by geographical divisions, showing the losses of the national banks for the years 1876, 1877, and 1878 .....	151
table showing, by geographical divisions, the number and capital of the national banks that paid no dividends for the year 1878, and the number and capital of such banks for 1876 and 1877, together with averages for three years .....	152
table, by geographical divisions, of the ratios of the dividends of the national banks to their capital and surplus from 1870 to 1878 .....	152
table, by States, of the number of national banks which have failed from the organization of the system to July 1, 1878, with the amount of their capital, claims proved, dividends paid, and estimated losses .....	154
table showing the kinds and amounts of United States bonds pledged by the national banks to secure their circulation on November 1 of each year from 1865 to 1878 .....	157
table showing the bonds required to secure the circulation of the national banks, their par and currency value, gold-interest and its currency value, and the amount of circulation they secure .....	158
statement showing the value of circulation to national banks .....	159
statement showing the value of circulation to national banks if issued upon four per cent. bonds .....	160
table showing the value of the legal-tender paper dollar in each year, from 1864 to 1878 .....	164
table showing the liabilities and reserve of the national banks in the principal cities, and of the other national banks, on October 1, 1878, with aggregates of the whole .....	166
table showing the transactions of the New York clearing-house, yearly, from 1854 to 1878 .....	170
table, by denominations, of the amount of national-bank notes and of legal-tender notes, and the total outstanding November 1, 1878 .....	170
statement of the public debt at its maximum .....	171
table of the amounts and kinds of outstanding United States and national-bank issues, from 1865 to 1878, at the dates given .....	171
table, by States and geographical divisions, of the number of national banks organized, closed, and closing, and in operation, with their capital, bonds, and circulation, November 1, 1878 .....	172
table of the outstanding circulation of the national banks on November 1 of each year from 1867 to 1878, and on June 20, 1874, and January 14, 1875 .....	173
table showing, by States, the issue and retirement of circulation for the year ending November 1, 1878, and the total amount issued and retired since June 20, 1874 .....	174
table showing the issue and retirement of national-bank notes and the deposit and retirement of legal-tender notes, monthly, since the passage of the act of January 14, 1875, to November 1, 1878, and the amount of legal-tender notes retired to May 31, 1878 .....	175
statement showing concisely the operations of the acts of June 20, 1874, and of January 14, 1875, to November 1, 1878 .....	175
table showing the amount of circulation issued to fifteen national banks which failed prior to 1870, and to twenty-three which failed prior to 1873, the amount outstanding, and the percentage unredeemed on November 1, 1878 .....	177
table of the amounts of specie held by the national banks at the dates of their reports, from October, 1868, to October, 1878 .....	178
statement showing the movement of coin and bullion in the United States for the fiscal year 1877-'78, and the estimated amount in the country at the end of that year .....	179
table showing the classes of loans of the national banks in New York City in October of each year from 1874 to 1878 .....	179
statement of the rates of interest in New York and London, 1874 to 1878 .....	179
table of the amounts and kinds of United States bonds held as security for national-bank circulation on November 1, 1878 .....	180
table showing the United States taxation of national banks, yearly, from 1864 to 1878 .....	181
table showing the United States taxation of banks, other than national, yearly, from 1864 to 1878 .....	181
table of the taxation of national banks, yearly, from 1866 to 1877 .....	182
table, by geographical divisions, of the capital and the amount and rates of taxation of the national banks for the years 1874, 1875, 1876, and 1877 .....	182
table of the rates of taxation of the national banks in certain States for the years 1875, 1876, and 1877 .....	183

	Page.
<b>Comptroller of the Currency—Continued.</b>	
Tables, list of—Continued.	
table of the rates of taxation of the national banks in certain cities for the years 1875, 1876, and 1877.....	183
table, by States, reserve cities, and geographical divisions, of the capital and the amount and rate of taxation of the national banks for the year 1877.....	184
table showing the losses of the national banks, by geographical divisions, for 1878, the totals for 1876 and 1877, and the aggregate for the three years.....	185
table, by States and reserve cities, of the amount of the losses charged off by national banks during the year ending September 1, 1878.....	185
table of the amount of losses charged off by the national banks in the principal cities in the years 1876, 1877, and 1878.....	186
table, by geographical divisions, of the number and capital of the national banks which made no dividends in 1877 and 1878.....	186
table showing the capital, surplus, dividends, and earnings of the national banks, semi-annually, from 1869 to 1878.....	187
table, by geographical divisions, of the ratios to capital and to capital and surplus of the dividends and earnings of the national banks for the years 1876, 1877, and 1878.....	188
table of the amounts of national-bank notes received by the Comptroller and at the redemption agency of the Treasury, from June 20, 1874, to November 1, 1878.....	188
table, by denominations, of the number and amount of national-bank notes issued and redeemed from 1863 to 1878, and the number and amount outstanding November 1, 1878.....	189
statement of the amount of national-bank notes destroyed, yearly, from 1863 to 1878.....	189
list of national banks which failed during the year ending November 1, 1878, and their capital.....	189
list of insolvent national banks and percentage of dividends paid.....	190
table showing, by geographical divisions, the average number, capital, and deposits of State banks and trust companies, private bankers, and savings-banks, for the six months ending May 31, 1878.....	191
table, by States, and reserve cities, and geographical divisions, of the number of State banks, savings-banks, &c., with their average capital and deposits, and the tax thereon, for the six months ending May 31, 1878.....	192
synopsis of judicial decisions relative to national banks.....	200
<b>Appendix</b>	
names and compensation of officers and clerks in the Office of Comptroller of the Currency, and expenses of the office for fiscal year ending June 30, 1878.....	213
table, by States, of the taxation of the national banks for the year 1867.....	215
table, similar to the one preceding, for the year 1869.....	216
similar table for the year 1874.....	217
similar table for the year 1875.....	218
similar table for the year 1876.....	219
table, by geographical divisions, of the dividends and earnings of the national banks, semi-annually, from 1869 to 1878.....	220
table, by States and reserve cities, of the ratios to capital, and to capital and surplus, of the dividends and earnings of the national banks, from March 1, 1874, to September 1, 1878.....	222
table, showing the liabilities and reserve of the national banks at the dates of their reports, from October, 1872, to October, 1878.....	224
table showing, by States and reserve cities, the liabilities and reserve of the national banks on June 29, 1878.....	226
table of the liabilities of the national banks, and of the reserve required and held, at three dates in each year, from 1874 to 1878.....	228
table showing the weekly liabilities and reserve of the national banks in New York City, as reported to the clearing-house, in September and October of each year from 1871 to 1878.....	229
table showing the aggregate resources and liabilities of State banks, from 1874 to 1878.....	230
table, by States, of the resources and liabilities of trust companies, at dates named.....	230
table showing the aggregate resources and liabilities of trust companies, 1875, 1876, 1877, and 1878.....	231
table showing the aggregate resources and liabilities of savings-banks from 1874 to 1878.....	232
table, by States, of the aggregate deposits of savings-banks, the number of their depositors, and the average amount due to each, in 1877 and 1878.....	232
aggregate resources and liabilities of the national banks at the dates of their reports, from 1863 to 1878.....	234
<b>Director of the Mint</b>	
Amount of coinage executed.....	247
Amount of bars manufactured.....	249
Annual settlement.....	249
Annual settlement.....	262
Circulation of the Mexican silver dollar.....	258
Coinage and medal dies manufactured at the mint at Philadelphia.....	275
Coinage executed from the organization of the mints.....	269-274
Coins of the United States: authority for coining and changes in weight and fineness.....	281-284
Course of silver bullion.....	261
Deposits and purchases.....	249
Deposits of domestic production from the organization of the mint.....	269
Detailed statement of deposits and purchases.....	264
Detailed statement of coinage executed.....	265
Detailed statement of bars manufactured.....	266
Detailed statement of deposits of gold and silver (including silver purchases) of domestic production.....	267, 268
Distribution of deposits and purchases.....	250
Distribution of coinage.....	250
Distribution of bars.....	250, 251
Domestic production of gold and silver.....	259
Domestic bullion production: letters and reports relative thereto.....	294-307

**Director of the Mint—Continued.**

Page.

Earnings and expenditures.....	252
Fluctuations in the value of bar-silver, gold value of silver in standard silver dollar, and relative value of silver to gold.....	280, 281
Imports and exports of coin and bullion.....	278, 280
Japanese trade dollar.....	290, 291
Medals manufactured at the mint at Philadelphia.....	275, 276
Medals and proof sets sold.....	277
Minor coins redeemed, reissued, exchanged, and melted.....	277
Mint at New Orleans.....	254
Money statistics.....	260
Precautions against counterfeiting.....	255
Purchase of gold bullion.....	254
Reduction in value of the coins of Tunis.....	298
Silver purchases.....	253
The trade dollar.....	256
United States assay of Japanese "pyx" coins of the coinage of the mint at Osaka.....	291, 292
United States trade dollar in China.....	284-289
<b>First Comptroller</b> .....	309
<b>Second Comptroller</b> .....	313
<b>Commissioner of Customs</b> .....	319
<b>First Auditor</b> .....	327
<b>Second Auditor</b> .....	335
<b>Third Auditor</b> .....	341
Accounts, number received and settled.....	343
Amount refunded to credit of pension appropriation.....	350
Amount disbursed by Army pension agents.....	353
Army pensioners, amount paid to.....	353
Bookkeeper's division, operations of.....	344
Bounty-land, number of claims reported on.....	348
Cases prepared for suit, number.....	348
Claims, miscellaneous, number received and settled.....	347
Counter-requisitions, number and amount.....	344
Engineer accounts, number received and settled.....	346
Files, number of settlements in office.....	354
Horses lost, number of claims received and settled.....	348
Lost vessels, number settled.....	347
Oregon Indian war claims, number received and settled.....	347
Pensioners, Army, number recorded, transferred, &c.....	351
Quartermaster accounts, number received and settled.....	345
Rolls, war of 1812, remarks on.....	354
Requisitions drawn, number and amount.....	344
Signal accounts, number received and settled.....	345
Special legislation needed, remarks on.....	354, 355
State war claims, number received and settled.....	348
Subsistence accounts, number received and settled.....	346
Tabular statement of amounts disbursed by Army pension agents.....	353
Unexpended balances in hands of Army pension agents.....	354
<b>Fourth Auditor</b> .....	357
<b>Fifth Auditor</b> .....	365
<b>Sixth Auditor</b> .....	369
Bookkeeping division:	
exhibit of work performed by.....	372, 373
Collecting division:	
exhibit of work performed by.....	376, 377
amount of collections in suit.....	376
Examining division:	
exhibit of work performed by.....	371
accounts current received.....	371
accounts current settled by stamp clerks.....	371
accounts current examined and passed.....	371
accounts current, amounts involved in settlement of.....	372
Foreign mail division:	
exhibit of work performed by.....	377, 378
Money-order division:	
statement showing the transactions of the division.....	380, 381
Pay division:	
exhibit of work performed by.....	378, 379
accounts of railroad companies, mail contractors, star service, and ocean mail and consular postal service settled.....	378
accounts of special mail carriers, railway postal clerks, &c., mail messengers, superintendents railway postal service, free delivery system, and miscellaneous payments.....	379
Registering division:	
exhibit of work performed by.....	372
Stating division:	
statement of number of general postal accounts.....	373, 374, 375
recapitulation.....	375
<b>Treasurer</b> .....	383
Balances:	
and movements of moneys of the general Treasury of the United States.....	402-406
of the Post-Office Department.....	407
explanatory statement of differences between.....	412
to the credit of United States disbursing officers and agents.....	413
of receipts, national-bank redemption agency.....	439
Bonds:	
called, redemption of.....	430, 432
not called, redemption of.....	433

	Page.
<b>Treasurer—Continued.</b>	
<b>Bonds—Continued.</b>	
amount of, purchased, redeemed, and retired for sinking-fund.....	433
amount of, retired.....	434
examination of, held in trust.....	416
and stocks of Indian trust fund.....	417
<b>Certificates:</b>	
temporary loan, outstanding.....	435
three per cent., issued, redeemed, and outstanding.....	435
<b>Certificates of deposit:</b>	
act June 8, 1872, issued, redeemed, and outstanding.....	426
<b>Certificates of indebtedness:</b>	
issued, redeemed, and outstanding.....	435
<b>Checks:</b>	
payment of registered interest by.....	398
drawn during fiscal year 1878.....	437
quarterly interest, issued, paid, and outstanding.....	437
<b>Coupon:</b>	
interest paid in fiscal year 1878.....	436
<b>Compound-interest notes.....</b>	420-422
<b>Currency certificates (section 5193 Revised Statutes):</b>	
issued, redeemed, and outstanding.....	426
<b>Currency:</b>	
mutilated, stolen, and counterfeit.....	397
<b>Currency of the United States:</b>	
outstanding.....	422
<b>Demand-notes.....</b>	420
<b>Depositaries:</b>	
number and title of national bank.....	392, 415
<b>Deposits:</b>	
and withdrawals of United States bonds by national banks.....	416
<b>Disbursing officers:</b>	
balances to credit of.....	413
statement, by classes, of.....	413
<b>Documents:</b>	
issued, received, and examined.....	408
<b>Examination:</b>	
of securities.....	415
of indorsements.....	398
<b>Expenses:</b>	
incurred by the national-bank redemption agency and assessed upon the banks.....	441
<b>Employés:</b>	
changes in, and salaries paid to.....	441, 442
<b>Five per cent. fund:</b>	
credit to national banks in.....	440
<b>Fractional silver coin.....</b>	390
<b>Fractional currency:</b>	
issued and outstanding.....	390, 420
<b>Gold certificates:</b>	
issued, redeemed, and outstanding.....	424
issued and redeemed at Washington and New York.....	424
<b>Gold coin:</b>	
transfers of.....	398
<b>Indian trust-funds:</b>	
custody of.....	417
<b>Interest:</b>	
payment of registered, by check.....	398
coupon, paid in fiscal year 1878.....	436
paid on District of Columbia 3.65 per cent. loan in fiscal year 1878.....	435
<b>Issued:</b>	
certificates of deposit, act June 8, 1872.....	426
certificates of indebtedness.....	435
gold certificates.....	424
legal-tender notes.....	418
quarterly-interest checks.....	437
silver certificates.....	389, 428
checks.....	437
<b>Legal-tender notes:</b>	
issued, redeemed, and outstanding.....	387, 418
in reserve, unissued.....	388, 420
<b>Letters:</b>	
telegrams, and money packages received and transmitted during fiscal year 1878.....	441
received and transmitted national-bank redemption agency.....	440
<b>Minor coin.....</b>	391
<b>Moneys:</b>	
unavailable.....	386, 408
<b>National banks:</b>	
list of, that failed during fiscal year 1878.....	414
list of, that went into voluntary liquidation during fiscal year 1878.....	415
examination of securities under section 5166 Revised Statutes.....	415
semi-annual duty paid by.....	392, 415
number and title of, depositaries United States.....	415
bonds held in trust to secure circulation of.....	416
<b>National-bank notes:</b>	
redemptions of.....	393, 439
disposition made of.....	440
receipts of.....	438
number and amounts of each denomination redeemed and assorted.....	439

**Treasurer—Continued.**

	Page.
National-bank redemption agency.....	438
Old demand-notes .....	423
One-year notes of 1863 .....	423
Post-Office Department:	
balances and movements of moneys of the.....	407
Quarterly account:	
statement of the Treasurer's.....	410, 411
Quarterly-interest checks:	
issued, paid, and outstanding .....	437
Redemption:	
called bonds .....	430, 432
certificates of deposit (June 8, 1872).....	426
certificates of indebtedness .....	435
gold certificates .....	424
national-bank notes .....	439
seven-thirty notes .....	429
Treasury notes of 1861 .....	435
three per cent. certificates .....	435
fractional currency.....	390, 420
United States bonds, not called, exclusive of sinking-fund .....	433
of circulating notes .....	423
Redemption agency:	
national banks .....	438
Receipts:	
general balance of national-bank redemption agency .....	439
Securities:	
examination of.....	415
semi-annual duty.....	415
seven-thirty notes:	
issued, redeemed, and outstanding .....	429
Silver certificates (act of February 23, 1878):	
received, issued, and outstanding .....	389, 423
Standard silver dollars .....	388
Sinking-fund:	
bonds purchased and redeemed for .....	433
of the District of Columbia.....	399
Salaries .....	441
Sale of exchange.....	398
Treasury:	
condition of .....	385
Treasurer's quarterly account.....	410, 411
Treasury notes of 1861 .....	435
Three per cent. certificates .....	435
Temporary-loan certificates .....	435
Two-year notes of 1863 .....	423
Two-year coupon notes of 1863 .....	423
Unavailable funds .....	386, 408
United States bonds. ( <i>See Bonds.</i> )	
Warrants and drafts .....	409
Withdrawals:	
of bonds held in trust for national banks .....	416
<b>Register of the Treasury</b>	<b>443</b>
Accounts received .....	452
Balances of appropriations, June 30, 1878.....	474-555
Bonds issued and canceled .....	447
Bonds destroyed .....	445
Bonds received and on hand.....	445
Bonds issued in exchange .....	445
Barges, number and tonnage .....	450
Bonds issued in transfer .....	445
Coupons received and registered .....	445
Certificates of accounts issued .....	452
Custom-houses, &c .....	502
Coupon bonds issued .....	445
Coin certificates registered.....	449
Drafts registered.....	452
Expenditures .....	474-555
Legislative.....	474-476
Senate .....	474
House of Representatives.....	474-476
Public Printer.....	476
Library .....	476
Botanic Garden .....	478
Court of Claims.....	478
Executive.....	478
State Department .....	478
Foreign Intercourse .....	478, 480
Treasury Department.....	482, 484
Independent Treasury .....	486
Mint.....	486, 488
Territorial Government .....	488, 490
Coast Survey .....	492
Public Buildings .....	498
Treasury Miscellaneous .....	490, 492
War Department.....	492
Navy Department.....	494

**Register of the Treasury—Continued.****Expenditures—Continued.****Executive:**

Post-Office Department .....	494
Department of Agriculture .....	496
Department of Justice .....	496
Judicial .....	496
Customs Service .....	500
Marine-Hospital Service .....	502, 561
Internal Revenue .....	514, 558
Light-House Establishment .....	504
Interior (Civil) .....	506
Interior Department .....	516
War Department .....	534
Navy Department .....	548
Public Debt .....	514
Fractional currency counted, &c .....	450
Fisheries, tonnage employed in .....	451
Iron vessels built .....	451
Legal-tender notes counted, &c .....	449
Moneys expended for collecting revenue from customs .....	500, 556
Public debt from 1791 to 1878 .....	556
Persons employed in the customs service .....	562
<b>Receipts from:</b>	
customs .....	454
internal revenue .....	457
public lands .....	455
consular fees .....	459
steamboat fees .....	462
registers' and receivers' fees .....	463
marine-hospital tax .....	465
labor, drayage, and storage .....	467
services of United States officers .....	467
customs officers' fees .....	468
weighing fees .....	468
fines, penalties, and forfeitures .....	468
emolument fees—judiciary .....	472
customs .....	471
proceeds of government property .....	472
Pacific Railroad Companies .....	472
interest and sale of Indian lands, bonds, &c .....	473
premium on sale of coin .....	473
profits on coinage .....	473
coin certificates .....	473
tax on circulation, &c., national banks .....	472
United States notes .....	473
fees on letters patent .....	472
rent for taking seals, &c .....	473
sale of Indian lands, bonds, &c .....	473
sale of ordnance material, Navy Department .....	473
sale of ordnance material, War Department .....	473
funded loan, 1891 .....	473
Ship-building .....	451
Sailing-vessels, number and tonnage .....	574
Surveying public lands .....	512
Steam-vessels, number and tonnage .....	574
Treasury notes counted, &c .....	449
Tonnage, decrease of .....	450
Vessels employed in whale fisheries .....	451, 577
Vessels employed in the cod and mackerel fisheries .....	451, 576
Vessels registered, enrolled, and licensed .....	573
Vessels built during year ending June 30, 1878 .....	578
Vessels built in the United States from 1815 to 1878 .....	579
<b>Liabilities to Indian tribes .....</b>	<b>581</b>
<b>Coast Survey .....</b>	<b>595</b>