



THE ULTIMATE POWER COUPLE  

---

ACADEMIC LIBRARIES  
& INSTITUTIONAL  
RESEARCH(IR)



# CONTENT

- 01 INTRODUCTION
- 02 DEVELOPING ASSESSMENTS/SURVEYS
- 03 ADVANCING ANALYSIS WITH CONTEXT
- 04 PROFESSIONAL DEVELOPMENT
- 05 DATA LITERACY INSTRUCTION
- 06 SUPPORTING FACULTY/UNIVERSITY RESEARCH
- 07 FUTURE PLANS AT OSUIT



INSTITUTE OF  
TECHNOLOGY

# ABOUT US



The OSUIT Office of Institutional Research (IR) handles all university state and federal reporting, accreditation data, campus-wide surveys and assessments, and outcome data and analysis. IR provides and approves almost all officially published data about the institution.



The OSUIT Library services students, faculty, and staff by providing access to databases, technology through our Tech To-Go program, and offering a selection of fiction and nonfiction books.



# COLLABORATIVE PROJECTS

## Data Lit Module

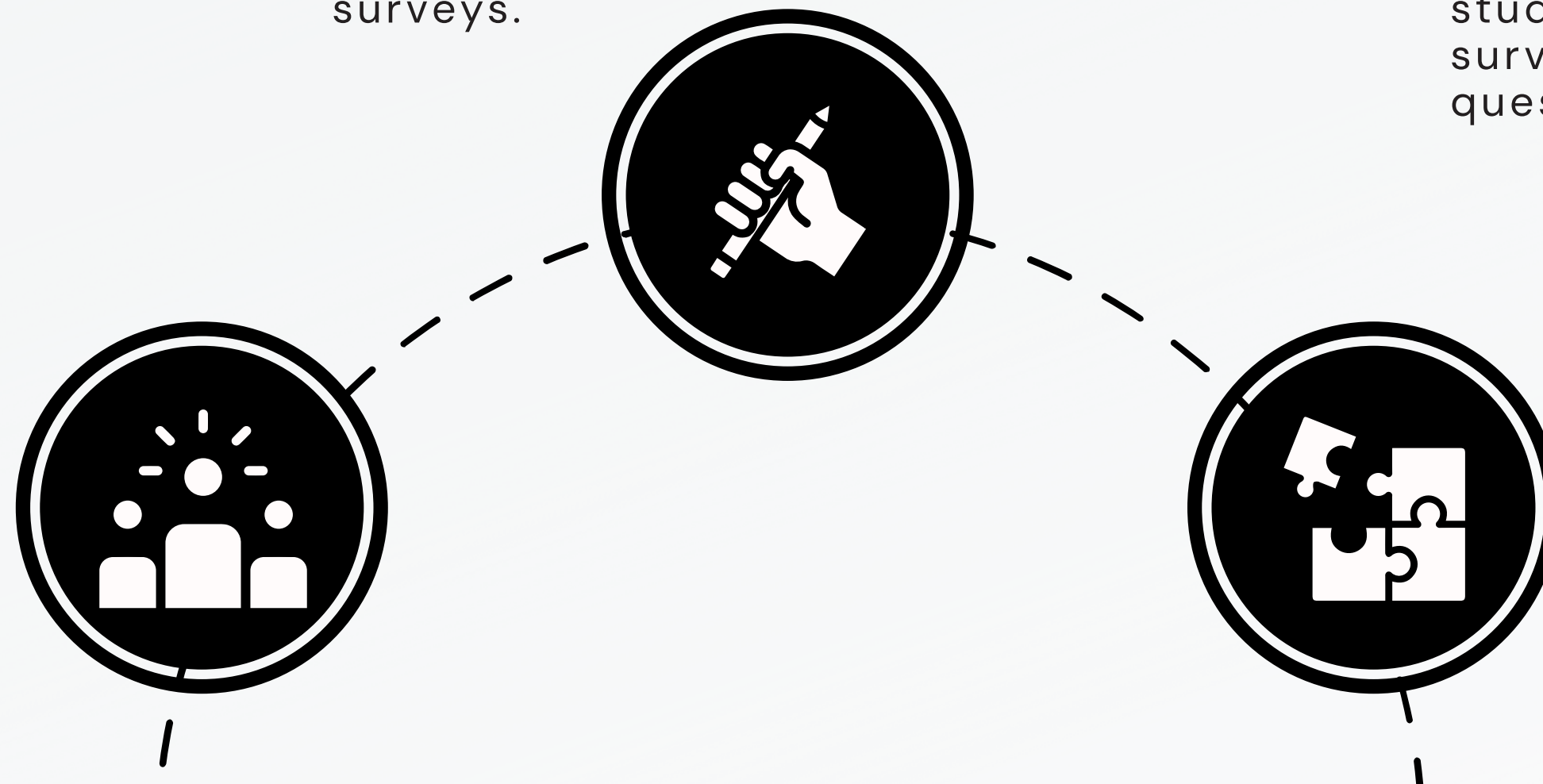
- Library & IR partnered to provide a data literacy module for all OSUIT College Strategies (ORIE) course by sharing access to Library tutorial software and video hosting platform.

## Survey Design

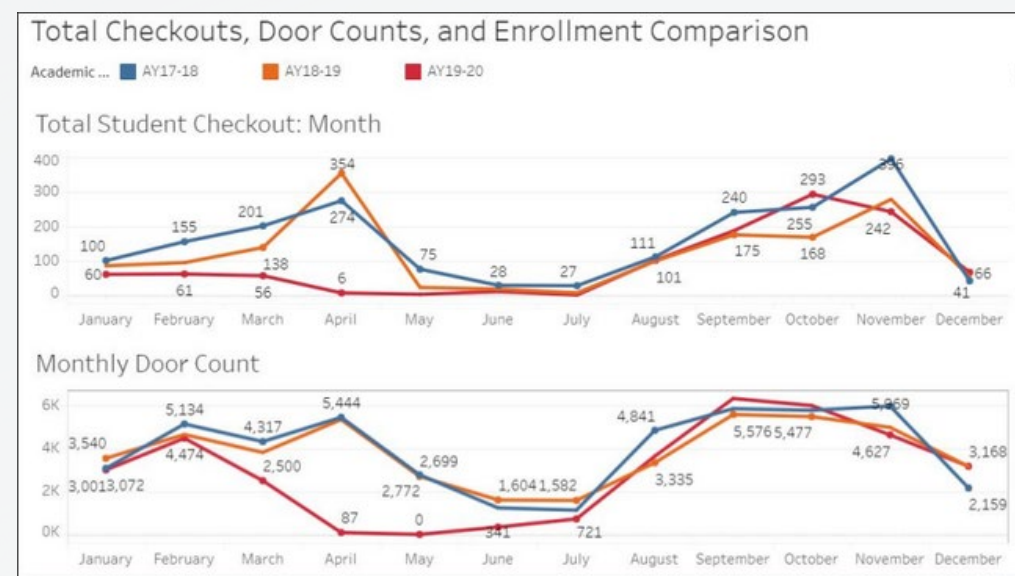
- Library consulted IR on survey options and question structure on student and faculty feedback surveys.
- IR notified the Library when and how their department was being assessed in new campus-wide student feedback surveys.

## Reporting

- Library sought advice from IR concerning recording numbers at outreach events.
- IR began designing customized automated analysis reports for the Library from campus-wide student and graduate feedback surveys and course evaluation questions.

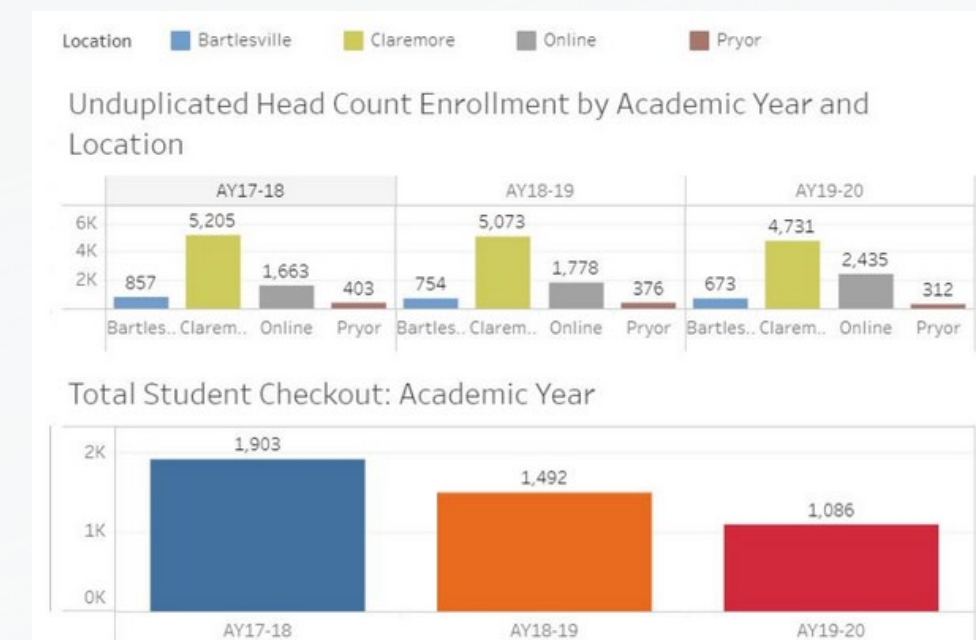


# LIBRARY ASSESSMENT

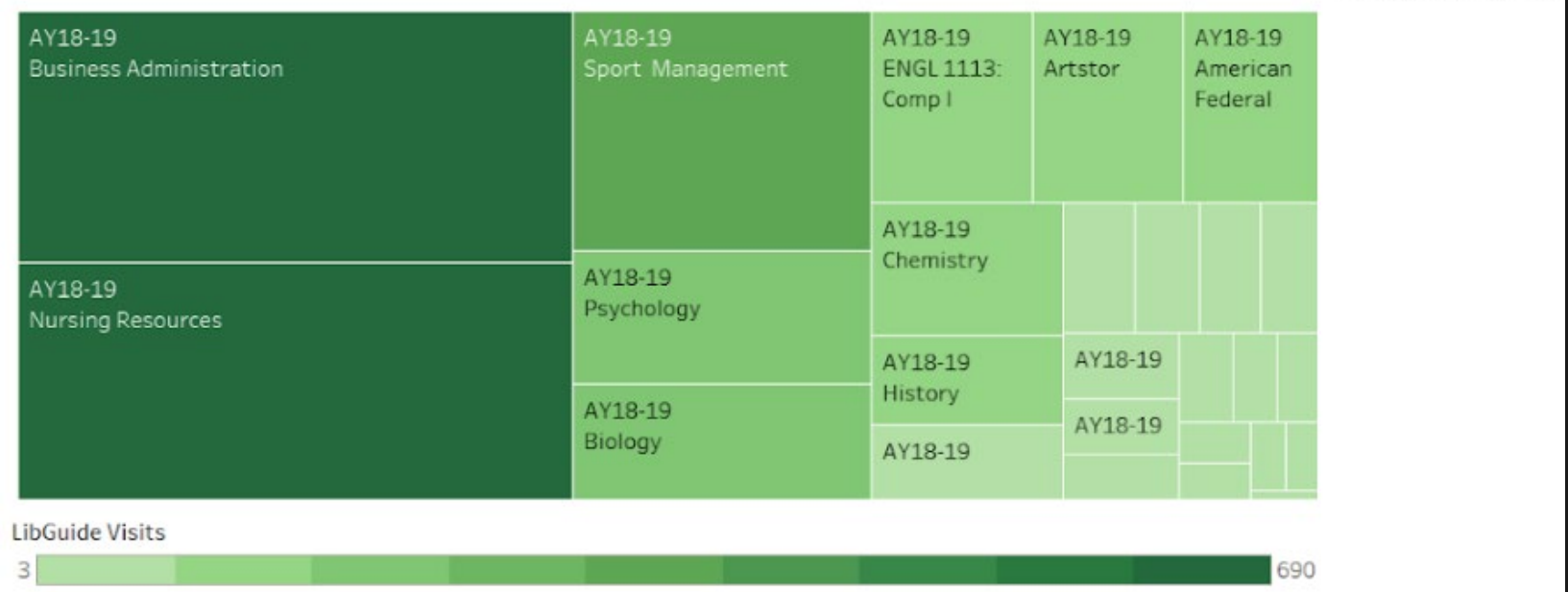


- IR can provide advice on constructing assessments, but can also construct said assessments.
- IR can provide student demographic and outcome data in aggregate to contextualize library data.
- IR can assist in the design of custom dashboards and reports to visualize library data.

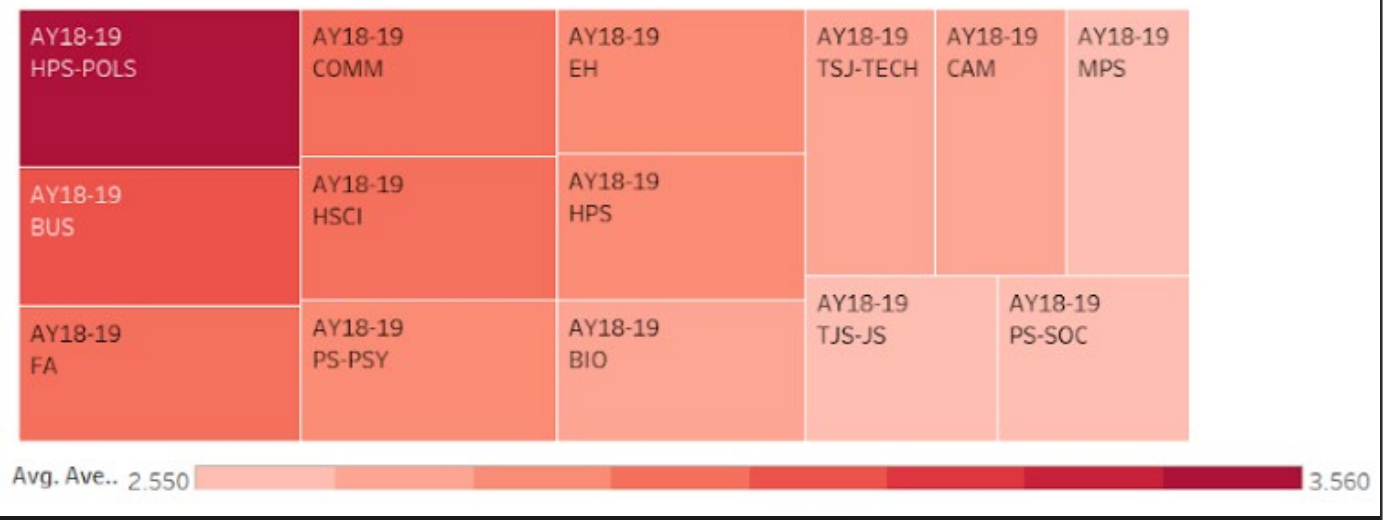
- Reporting is essential for ACRL compliance.
- Visualizing numbers is useful for determining patterns, wins, and where interventions are needed, and allows administration to see correlative value of library services to the institution's mission and strategic goals.
- Aggregate enrollment data and statistics can be useful when calculating annual library budget allocations for materials and events/activities.



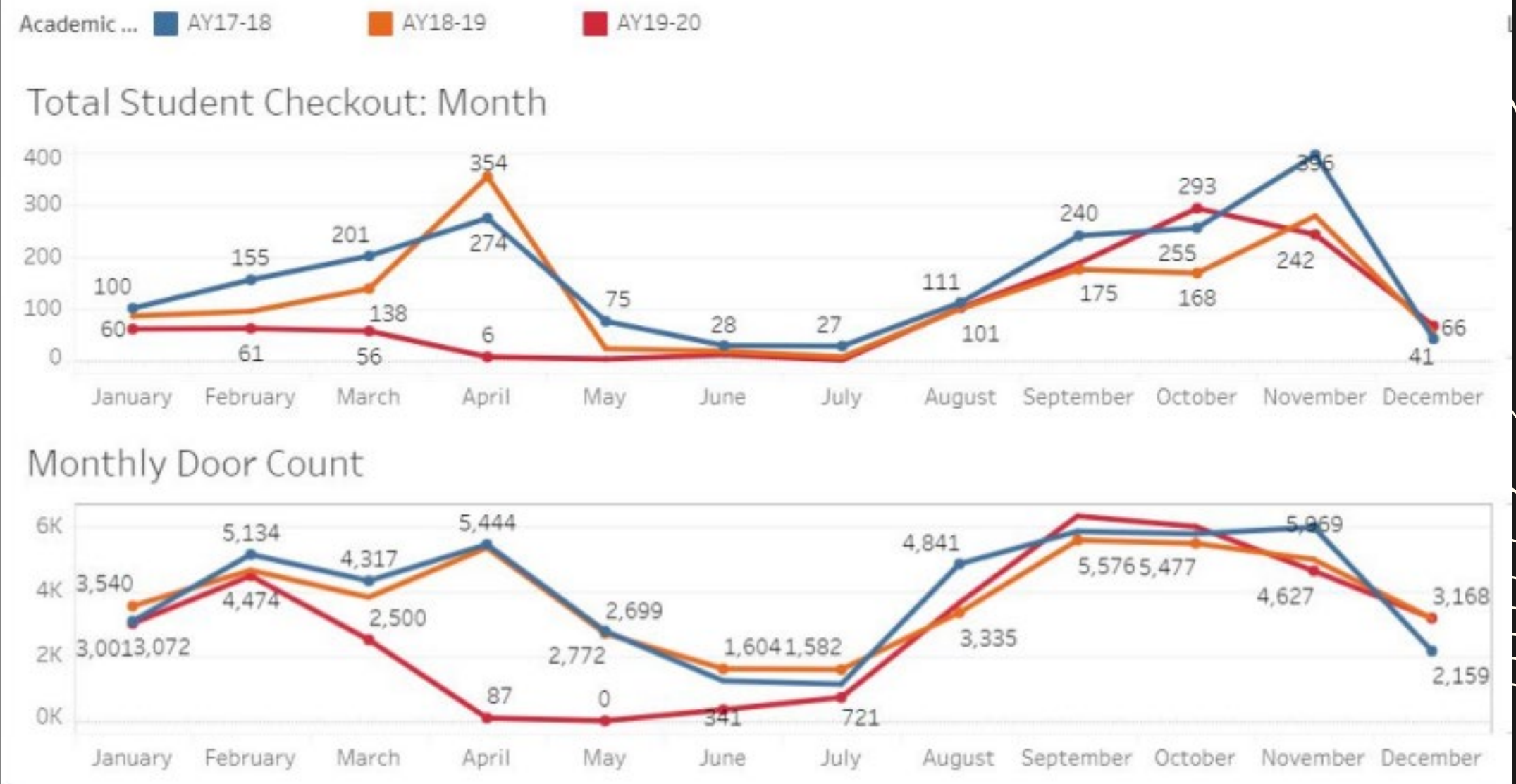
### LibGuide Usage By Academic Program



### Average GPA By Academic Department



### Total Checkouts, Door Counts, and Enrollment Comparison



# LIBRARY SURVEYS

- OSUIT Library had some assessments already in place, but they needed to be updated.
- Once surveys were created, they were sent to IR to review and provide feedback and recommendations.
- IR suggested additional ways and areas to collect survey data and with insight on possible survey analysis.

- IR notified the library of existing campus-wide survey questions already in place that assess library resources. Offered to create custom reports for the department.
- IR notified the Library that new course evaluation software was being purchased and offered the library the chance to have its own reporting dashboard and user training.

01

## JULY

- IR Data Analyst and Student Success Librarian initial meeting and introduction.
- IR recommended Librarian for COLE membership and COLE SS and OER subcommittees.

02

## AUGUST

- Met to discuss library surveys and assessments.
- Sent surveys to IR for feedback.
- Implemented updated assessments and surveys.
- IR began sending custom automated Graduate Survey reports to Library.
- Began software resource sharing for data literacy module development.

03

## SEPTEMBER

- Implemented data literacy module in orientation courses.
- IR received admin permission to start designing and publishing internal data literacy training tutorials, sought out Library collaboration.

04

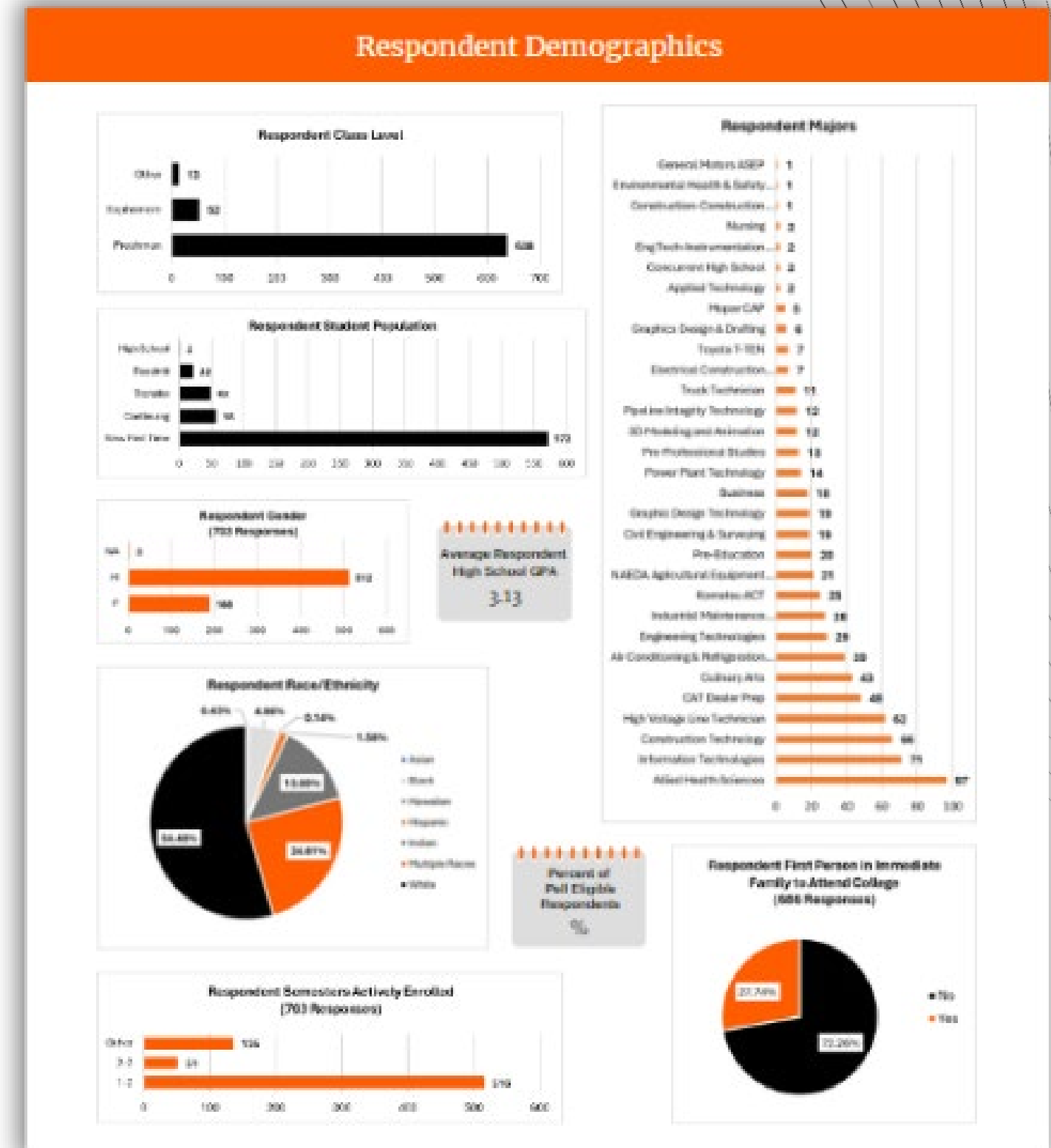
## OCTOBER

- Submitted proposal to co-present at OK-ACRL.
- Library contacted IR on ideas for data gathering on library specific activities at campus-wide events.
- IR created custom orientation feedback reports for the library.
- Outlined future projects and obtained permission and support from leadership and admin to begin information gathering.
- Set up meetings with OSUSW depts. to discuss badging and micro-credentials.



# ADVANCING ANALYSIS WITH CONTEXT

- Academic libraries are often embedded in orientation and research courses, but may not have direct feedback on how they impact student outcomes.
- Library resources are essential to ensuring that students can complete assignments and courses, but libraries may find it difficult to document and prove how those services are utilized campus-wide.





# PROFESSIONAL DEVELOPMENT

Declining budgets, rising resource costs, and reductions in staffing higher education is causing everyone to get creative.

Total Oklahoma Academic Library Operations and Maintenance Expenditures for Degree Granting Institutions FY2006-2020

No IPEDS data available for FY2007, 2009, and 2011.

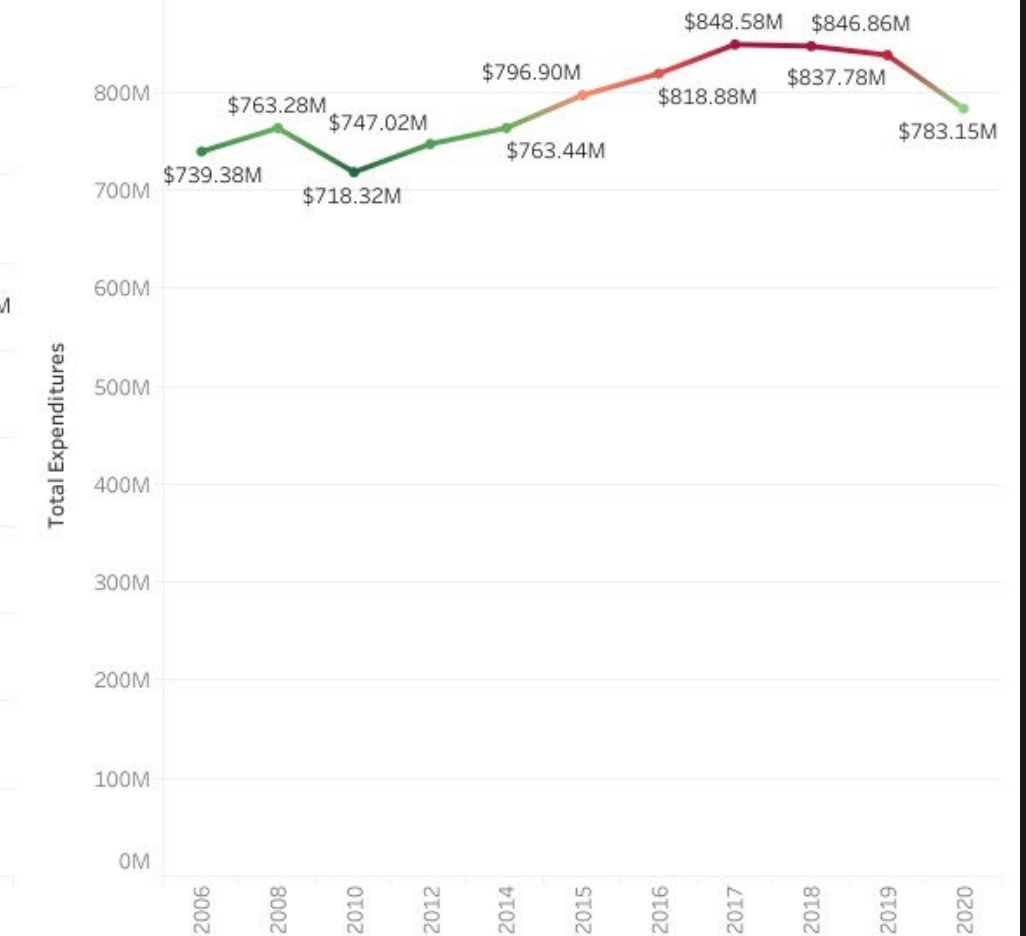


Total Expenditures (State Level)



Total Academic Library Operations and Maintenance Expenditures at U.S. Based Degree Granting Institutions FY2006-2020

No IPEDS data available for FY2007, 2009, and 2011.



Total Expenditures (National Level)



## Academic Libraries

- Tutorial Software
- Instruction/Andragogy Knowledge Base
- Lesson Planning/Tutorial Design
- Source for professional development resources/content
- Information on Faculty research projects and data needs

- Improved campus-wide data literacy
- Improved campus-wide assessment and survey practices
- Improved campus-wide data collection practices

## Institutional Research

- Data Analysis Training/Knowledge Base
- Data Analysis Tools and Software
- Assessment/Survey Design
- Institutional Specific Data/Outcomes Training
- Information on data storage and security best practices

# DATA LITERACY INSTRUCTION

Data Literacy is something needed not only for students, but for faculty, staff, and university administration as well.

Library/IR collaboration has also resulted in improved library feedback surveys on information literacy instruction sessions for students and faculty.

## PROJECT 1

IR created a data literacy module using library tutorial software for students enrolled in the required College Strategies Orientation courses.

Pre-Assessment analysis indicates module is already making a positive impact.

## PROJECT 2

Stackable digital credentialing for data literacy and data analytics with the plan for a unique micro-credential.

Curriculum design for Gen Ed and upper level courses.

## PROJECT 3



# SUPPORTING FACULTY & UNIVERSITY RESEARCH


**What kinds of data can I access for my research?**

IR and Academic Libraries are a great place to start when guiding researchers on what kind of data is available to them and what they must do to gain access to it.



**Where and how can I store the data I collect from my research?**

Understanding data security and data warehousing are essential when conducting research. IR offices are required to maintain tight PII security at all times and understand best practices to help researchers manage their data.



**I'm looking for an assessment tool for my research, can you help me?**

Academic Librarians and IR Analysts are uniquely qualified to provide faculty and students with consultations on the best types of assessment and analysis tools to ensure researchers are able to collect the data they need.



# FUTURE PLANS



- Custom Course Evaluation Questions
- Department specific data dashboards

## STRATEGY N°1



### Data Literacy Instruction menu

- accessibility
- data security
- understanding/reading data faculty
- understanding/reading data students

## STRATEGY N°2



- Stackable digital credentialing for data literacy and data analytics with the plan for a unique micro-credential.
- Curriculum design for Gen Ed and upper level courses.

## STRATEGY N°3



# CONTACT US



**Michelle Owens**

Institutional  
Data Analyst  
michelle.owens12@okstate.edu



**Caitlin Cundiff**

Student Success  
Librarian  
caitlin.renee.cundiff  
@okstate.edu





INSTITUTE OF  
TECHNOLOGY

# THANK YOU!

If you'd like a copy of the PowerPoint,  
feel free to email either of us!

Please complete our  
short feedback survey!

