



Reducing Mortality of Grassland Wildlife During Haying and Wheat-Harvesting Operations

Champe Green
State Assistant Extension Wildlife and Forestry Specialist

Oklahoma Cooperative Extension Fact Sheets are also available on our website at: <http://osufacts.okstate.edu>

Oklahoma farmers and ranchers typically harvest in excess of five million acres of winter wheat for grain and in excess of two million acres of hayland annually. In the state, both wheat and hay harvests typically occur simultaneously with nesting and/or brooding activities. This occurs with ground-nesting grassland birds in April through June, and with the fawning of white-tailed and mule deer in May through June. Thus, conflicts between wildlife and farm machinery can result in abandoned nests or wounds resulting in death to incubating hens and/or broods, and injury or death to fawns. In effect, wheat fields and hay meadows can become “sink” habitats during harvesting activities. A sink habitat appears to offer suitable cover, food, and water to the animal, but production of young in a local population, such as that found on a small farm, is less than the mortality rate.

In Oklahoma, there are a number of birds that are ground-nesters of the tall, mid, or shortgrass prairies (see Table 1). Some of these species are currently in decline, while others are typically uncommon. At least one grasslands species, the lesser prairie chicken, has become extremely rare in Oklahoma. Two species, the northern bobwhite and the ring-necked pheasant, have considerable economic value to landowners throughout the state. All of these species can be found nesting in hay meadows.

The utilization of flushing bars mounted on tractors or self-propelled haybines can be beneficial to the survival of nesting birds and their broods. This practice has been intensely researched and applied in the 1950’s and 1960’s and is being re-evaluated in duck nesting regions of Canada and California today. Altering harvesting routes for hay and wheat harvesting machinery will aid in the escape of incubating hens, hens with broods, or hiding fawns.

Wildlife-Friendly Harvesting Strategies

Mowing can destroy nests, eggs, adult birds, and fawns. Ground-nesting females that are incubating eggs are extremely reluctant to leave their nests. Nests escaping damage by haying machinery are often conspicuous and are quickly located by predators. Warvel (1949), reported that nearly seventy-five percent of the incubating pheasants in Ohio meadows were killed or crippled in the first nesting attempt of the season during daytime hay mowing operations. Likewise, wheat harvesting can expose hens and broods that are “bugging” in insect-rich fields to predators and to mortality caused by machinery.

The impact of mowing or combining upon grassland wildlife can be reduced if the following steps are taken:

- (1) Harvest the field from the inside outward rather than from the outside inward (see Figure 1). Avoid beginning at the perimeter and mowing in a circle towards the center. This practice forces the birds into a continually smaller space as they attempt to avoid the harvester, while still maintaining cover from predators. Combine or swath “back and forth” across a field.
- (2) Sitting hen birds and fawns often do not have time to react to and avoid high-speed harvesters. Consider driving at reduced speeds in areas where hens have been observed

Table 1. Oklahoma ground-nesting grassland birds at risk from hay or wheat harvesting operations.

Lesser Prairie Chicken	Dickcissel
Greater Prairie Chicken	Grasshopper Sparrow
Ring-necked Pheasant	Lark Sparrow
Northern Bobwhite	Lark Bunting
Rufous-crowned Sparrow	Field Sparrow
Cassin’s Sparrow	Western Meadowlark
Killdeer	Eastern Meadowlark

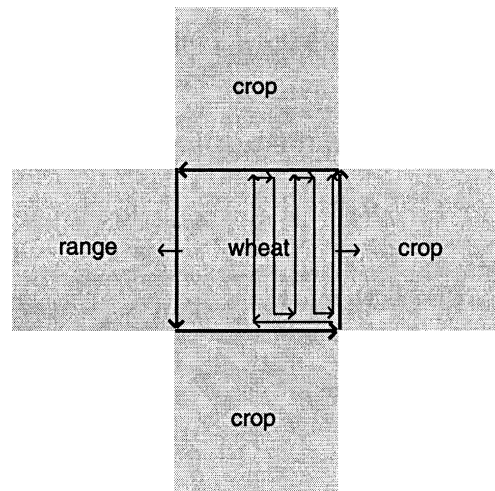


Figure 1. Illustration of “back and forth” wheat harvesting pattern versus “outside-inward” pattern.

or are suspected of nesting activity. This strategy may be particularly important in areas within 1.5 miles of rare lesser or greater prairie chicken “leks” or display areas.

- (3) When possible, harvest your hay no earlier than late June to protect hens that did not nest until mid to late May. A similar schedule will conserve fawns. Under ideal weather conditions, it is difficult to delay haying operations. Still, recognize that early haying will almost always lead to a higher mortality rate for grasslands wildlife. Harvest no later than early July to allow for regrowth of plants for next year’s nesting cover.
- (4) If there are several fields to harvest, save the fields closest to wetlands and CRP acreage for last. These fields will likely have a high nesting density. Hay or wheat fields near standing water or wetlands generally offer excellent nesting cover and “bugging” opportunities.

Flushing Bars

Research results on the effectiveness of tractor-mounted flushing bars (see Figure 2) are somewhat conflicting (see Table 2).

Klonglan (1959), in a 3-year study in Iowa, attempted to determine the reasons behind the somewhat conflicting research results. He discovered that weather and condition of the standing crop were key factors influencing success or failure of flushing bars. In normal years and years of poor hay crops, the flushing bars demonstrated significant success in flushing pheasant hens off the nest unhurt. However, in years when ample and timely precipitation resulted in an extremely dense hay crop, the flushing bar was unsuccessful in flushing pheasant hens. As density and height of the hay increased, the effectiveness of the bar in flushing hens correspondingly decreased. Apparently, pheasant “freezing” behavior hindered the effects of a flushing bar in dense cover.

Klonglan also found that flushing bars became more effective in the afternoon hours versus the hours before noon, when mowing during late May and June. Higher percentages of hens were killed or injured from 10 a.m. to 3 p.m. than from the combined 7 a.m. to 10 a.m. and 3 p.m. to 6 p.m. periods.

There has been continued debate over whether the flushing bars become ineffective with increasing speeds of tractors and mowers. However, Calverley and Sankowski (1995), Ducks Unlimited researchers, investigated the impact of flushing bars on mortality of nesting ducks in Alberta. They found no difference in mortality rates between machines traveling at 2.5 mph and those traveling at 5.6 mph. They did demonstrate, however, that the flushing bar device contributed to a statistically significant reduction in hen duck mortality. All ducks flushed with the device escaped successfully. No research has been conducted addressing the effects of machinery speed on the effectiveness of flushing bars upon grassland birds in the southern Great Plains.

Design and Cost

The flushing device is a simple triangular frame of square steel tubing (see figure 3). The frame is 12 feet in length. A 4 ft. long, removable end section is adjustable to suit different mower widths. Three, foot-long galvanized chains at 20 in. intervals (others have used 6.5 in. - 10 inch intervals) are hung vertically to penetrate vegetation. The lower 6 in.





Figure 2. Tractor-pulled and self-propelled haybines mounted with flushing bar devices.

Table 2. Summary of research results on flushing bar impacts on Ring-Necked pheasant injury/death in hayfields (from Klonglan 1959).

Researcher(s)	Year	State	Significant Impact of Flushing Bars on Reducing Pheasant Injury/Death?
Warvel	1949	Ohio	Yes
Swagler	1951	Ohio	Yes
Webb	1952	Ohio	Yes
Kemptar	1953	Nebraska	Yes
Bue and Ledin	1954	Minnesota	Yes
Robbins	1954	Iowa	Yes
Bell	1954	Wisconsin	Yes
Fischer	1954	North Dakota	Yes
Nelson	1955	Minnesota	No
Ridley	1955	Iowa	No
Zorb	1957	Michigan	No
Klonglan	1959	Iowa	Yes/No



reduce mortality of all grassland bird species by either flushing birds sooner or helping them stay under the cutter (Kuhn et al. 1996). Many grassland birds nest in small depressions in the field, and they might be enabled to escape the cutter bar if the bar is raised three inches or more above the ground. While harvest volume will be reduced as a result of raising the bar, the cutter will dig into the dirt, such as gopher mounds, less frequently, thus reducing maintenance costs. Quality of the hay will be higher because less stem will be harvested. In addition to these practices, angling the cutter bar slightly upward instead of horizontal or downward might push the heads of the birds away from the cutter.

Summary

The following are methods to reduce grassland wildlife mortality:

- Whether harvesting hay or wheat, harvest the field from the inside outward rather than from the outside inward. When possible, orient the harvesting routes to allow for dispersion of hens and broods to adjacent fields that have adequate cover for protection from predators.
- Be aware of historical prairie chicken display areas or “leks,” covey areas, songbird territories, deer sightings, or other clues that might indicate incubating hens or fawns in the vicinity and slow down machinery accordingly.
- Harvest your hay no earlier than late June to protect hens that did not nest until mid to late May. Harvest no later than early July to allow for regrowth of plants for next year’s nesting cover.
- Harvest those fields closest to wetlands last. Hay or wheat fields near standing water or wetlands with undisturbed field edges offer excellent nesting cover or “bugging” opportunities, and thus will generally have the highest density of grassland birds.
- Flushing bars have demonstrated statistically significant success in flushing pheasant hens off the nest unharmed during growing seasons of average or below average hay crops. However, in growing seasons of above-average precipitation which results in exceedingly dense hay crops, hen grassland birds may feel confident in their cover and resist flushing. Spliced double chains or sash weights on chains on the flushing bar will add weight for better penetration and noise production in such situations.
- Using a sorghum guard on your hay harvester, raising the cutter bar by three inches, or angling the cutter bar upwards, may reduce mortal wounds to hens.
- Do not waste your money on sound devices. Auditory signals or alarms have not been demonstrated to have value for frightening Ring-Necked pheasants or other grassland birds from their nests ahead of mowing/harvesting machinery.

of each chain has a spliced double chain to add weight for better penetration and noise production (others have used 4 lb. cast-iron sash weights suspended from cables). The device is held in position perpendicular to the line of tractor travel by a stabilizer bar. The stabilizer bar is made of slightly lighter material and designed to rotate without damaging the tractor or device, should any obstruction be encountered. The flushing device is custom-mounted to the front of the tractor or to the front-end loader arms and is suspended 1 m above the ground. Each flushing device cost approximately \$200 to fabricate. A major additional cost is the custom designing and welding of the mounting mechanism onto the tractors or self-propelled haybines. The total cost of a fully mounted flushing device is estimated at approximately \$700.

Auditory Flushing

Some have suggested that alarm calls mimicking sounds of the species in concern could be broadcast from a harvesting machine periodically to flush nesting hens. Others have suggested broadcasting hawk sounds to sensitize the birds so that they flush more easily. Stewart and Dustman (1955) found that incubating pheasant hens placed their heads beneath their breasts as if searching for a chick when the distress peeping of a chick was presented. A distress squeal of a hen pheasant and the squeal of a weasel caused only slight movements of the head of the hen. Freezing behavior sometimes occurred when the birds were exposed to a sound of about 60 decibels above the average background noise. No studies have demonstrated that any auditory signal has value for frightening Ring-Necked pheasants or other ground-nesters from their nests ahead of the mowing machine.

Cutting Heads

Ducks and pheasants have been observed to flush very close to the cutter head of either a combine or haybine. Installation of a sorghum guard, which has longer tines, might

A copy of the complete schematic of the flushing bar assembly as designed by Ducks Unlimited of Canada can be obtained by contacting your County Extension Office or OSU Extension Wildlife and Forestry.

References

- Calverley, Brett K. and Tomasz Sankowski. 1995. Effectiveness of Tractor-mounted Flushing Devices in Reducing Accidental Mortality of Upland-nesting Ducks in Central Alberta Hayfields. Alberta NAWMP Centre. NAWMP-019. Edmonton, AB 21 pp.
- Klonglan, E. D., Russell L. Robbins, and Broomfield L. Ridley. 1959 Evaluation of Effectiveness of Pheasant Flushing Bars in Iowa Hayfields. Vol. 66, Proceeding of The Iowa Academy of Science.
- Kuhn, Jim, Tom Ellis, and Lee Fitzhugh. 1996. Alfalfa Helps Wildlife on Your Farm. p33-39 in Proceedings of the 27th National Alfalfa Symposium, San Diego, Calif., Dec. 9-10, 1996.
- Stewart, Paul A., and Eugene H. Dustman. 1955. The Use of Auditory Stimuli for Flushing Ring-Necked Pheasants. J. Of Wildl. Management, Vol. 19, No. 3.
- Warvel, H. F. 1949. The Development of an Upland Game Flushing Bar. Unpublished M.S. Thesis, Ohio State Univ., Columbus.

For further information on management of grassland birds see OSU Extension fact sheets:

- L-268 Wildlife Management Note #2: Bobwhite Quail
- L-274 Wildlife Management Note #8: Songbirds
- NREM-5032 Lease Hunting Opportunities for Oklahoma Land Owners
- E-904 Habitat Appraisal Guide for Bobwhite Quail
- E-927 Using Prescribed Fire in Oklahoma
- E-945 Prairie Chicken Management in Oklahoma
- NREM-9009 Ecology and Management of Deer in Oklahoma
- NREM-9012 Pheasant Management in Oklahoma
- PSS-2855 Determining Native Range Stocking Rates
- PSS-2864 Grazing Forest Range in Eastern Oklahoma
- PSS-2867 Differences Between Range and Introduced Pasture Management

Photos courtesy of Brett Calverley, Ducks Unlimited Canada

Photo courtesy of Glenn Rollins, California Dept. of Fish and Game

Oklahoma State University, in compliance with Title VI and VII of the Civil Rights Act of 1964, Executive Order 11246 as amended, Title IX of the Education Amendments of 1972, Americans with Disabilities Act of 1990, and other federal laws and regulations, does not discriminate on the basis of race, color, national origin, gender, age, religion, disability, or status as a veteran in any of its policies, practices, or procedures. This includes but is not limited to admissions, employment, financial aid, and educational services.

Issued in furtherance of Cooperative Extension work, acts of May 8 and June 30, 1914, in cooperation with the U.S. Department of Agriculture, Robert E. Whitson, Director of Cooperative Extension Service, Oklahoma State University, Stillwater, Oklahoma. This publication is printed and issued by Oklahoma State University as authorized by the Vice President, Dean, and Director of the Division of Agricultural Sciences and Natural Resources and has been prepared and distributed at a cost of 20 cents per copy. 0607