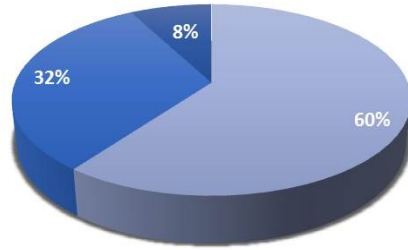


# Research Results

Frequency of TL Level Achieved

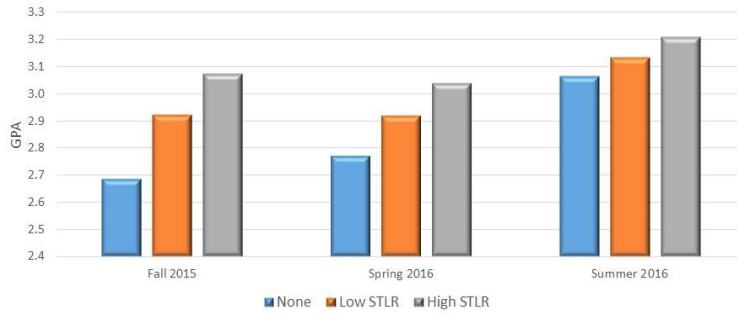
■ Exposure ■ Integration ■ Transformation



N = 1,386

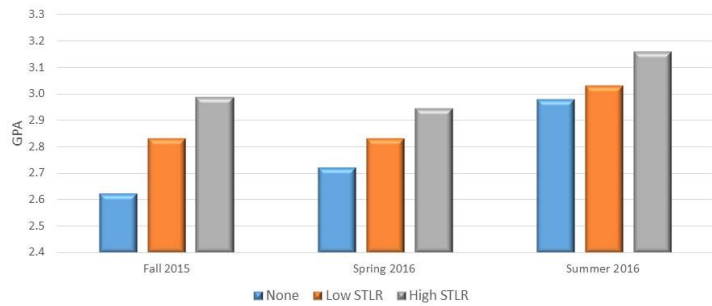
# Research Results

Undergrad Semester GPA by STLR Involvement



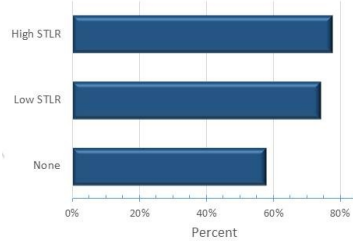
# Research Results

Target Population Semester GPA by STLR Involvement



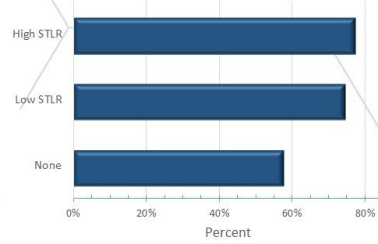
# Research Results

Retention Rate (Fall 2015 to Fall 2016)



N = 12,260

Retention Rate of Target Population (Fa15-Fa16)

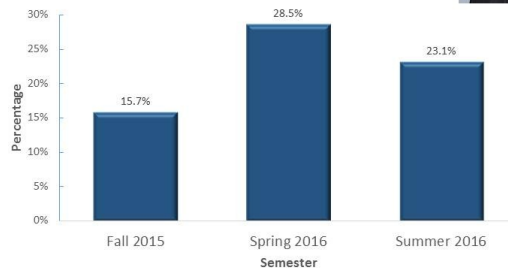


N = 7,398

# Research Results



% Grads with STLR Credit(s)



N = 3,086