

# STLR Data in the UCO Illume Datamix: Predictive Analyses Regarding STLR Retention Impact

2018 Q1 Report to the President's Cabinet

Jeff King, EdD | STLR Grant Project Director

April 17, 2018

SAVED FILTERS

There are no saved filters.

FILTERS

- Financial Aid
- Transfer Credit
- Transfer Institutions
- Academic Standing
- STEM Major
- Age
- Gender
- Ethnicity
- Race
- Military
- Student Modality
- Prediction Score
- Prediction Percentile
- Total Credits Earned
- STLR Tenet
- STLR Students**
- STLR Competency Level
- STLR Activity Type

OVERVIEW

ACTIVE FILTERS [Clear All](#)

7,457 of 14,455 Active Students

Academic Level Undergraduate x Graduate x STLR Students STLR x

Save Filter

PERSISTENCE PREDICTION

Active Filter - 7,457



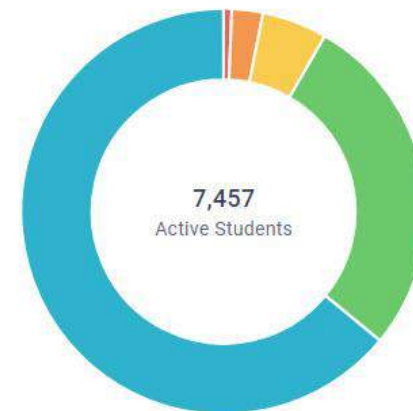
All Students - 14,455



Spring 2018 - Fall 2018

PREDICTION DISTRIBUTION - SPRING 2018 - FALL 2018

Very Low	1%
Low	2%
Moderate	5%
High	28%
Very High	64%



POWERFUL PREDICTORS

Show all

- |   |  |
|---|--|
| 1 Standard Deviation of On-ground GPA (Prior Year)            | 6 Degree Program Alignment Score (Cumulative)            |
| 2 Average Number of Days Enrolled Before Start (Current Term) | 7 Merit Based Aid Per Attempted Credit Hour (Cumulative) |
| 3 GPA (Prior Term)  | 8 High School GPA  |
| 4 Institutional Credits Earned (Cumulative)                   | 9 Distinct 2 Digit Course CIP Codes (Current Term)       |
| 5 Online GPA (Cumulative)                                     | 10 Change in GPA   |



PAIRED PREDICTOR PLOT

X: GPA (Cumulative)

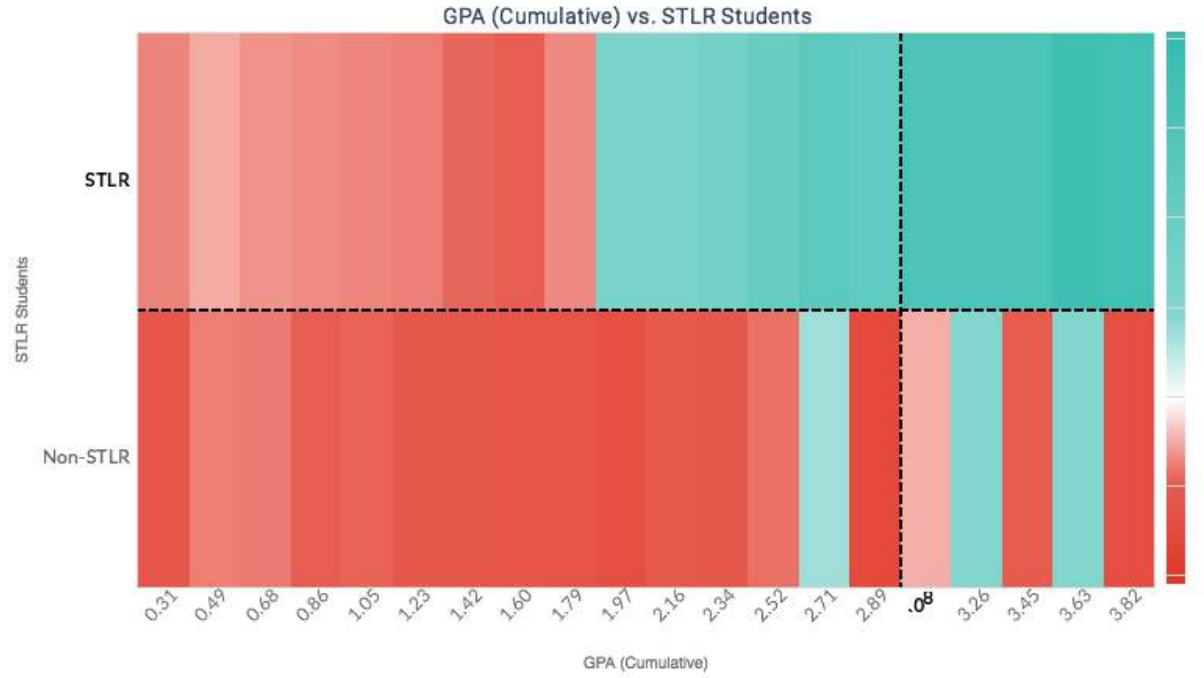
Y: STLR Students

STLR Students Split: Non-STLR / STLR



**5.57**  
84.78% PR  
23,763 : 4,266

GPA (Cumulative) Split:  $\geq 3.08$



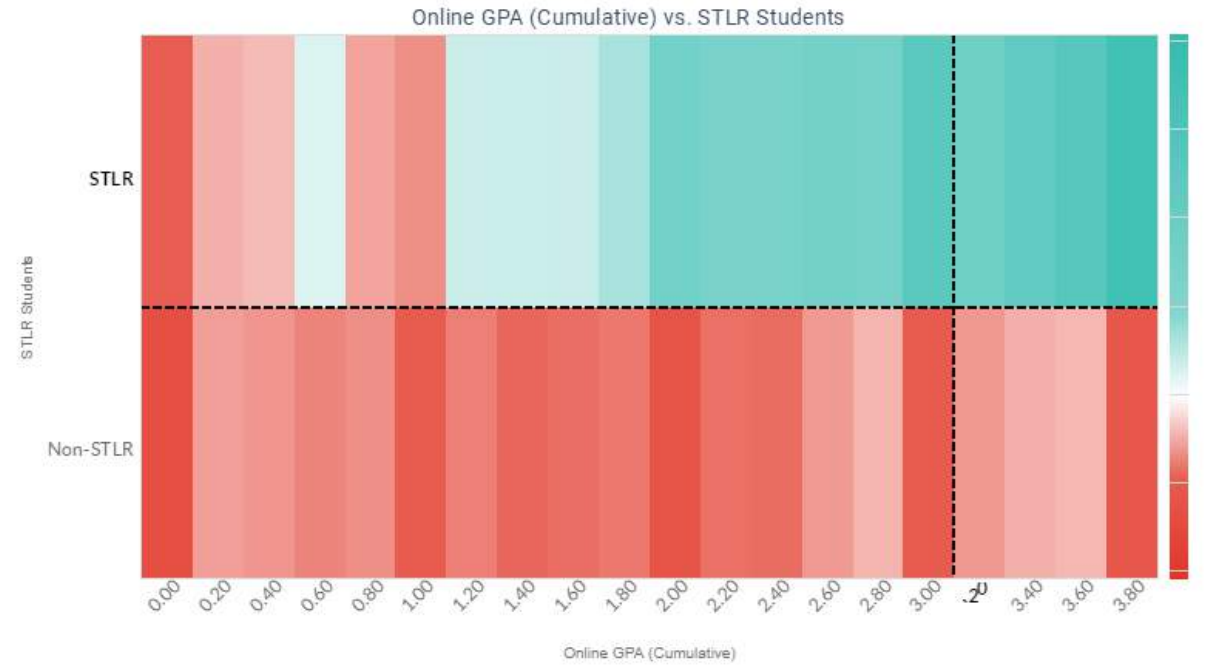
PAIRED PREDICTOR PLOT

X: Online GPA (Cumulative) Y: STLR Students

STLR Students Split: Non-STLR / STLR



Online GPA (Cumulative) Split:  $\geq 3.20$



PAIRED PREDICTOR PLOT

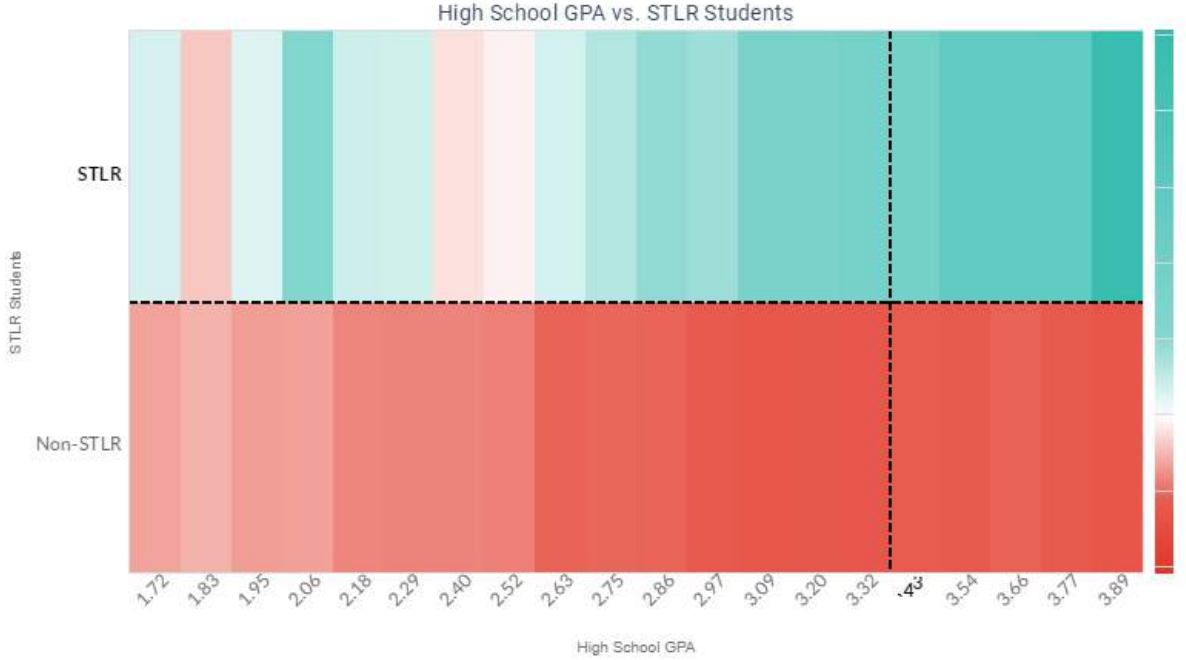
X: High School GPA

Y: STLR Students

STLR Students Split: Non-STLR / STLR



High School GPA Split:  $\geq 3.43$



# PAIRED PREDICTOR PLOT

X: Max ACT Composite Score

Y: STLR Students

STLR Students Split: Non-STLR / STLR



Max ACT Composite Score Split:  $\ge 21.50$

