

**MINUTES OF THE REGULAR MEETING  
THE UNIVERSITY OF OKLAHOMA  
DECEMBER 5, 2013**

<b>MINUTES</b>	<u>Page</u>
Regular Meeting held October 23, 2013.....	33907
 <b><u>ROGERS STATE UNIVERSITY</u></b>	
REPORT OF THE CHAIRMAN OF THE BOARD OF REGENTS .....	33908
Revision of Academic Policies and Procedures Manual .....	33908
Academic Personnel Actions .....	33908 33909
Academic Calendar 2014-2015.....	33909
Emergency Operations Plan Annual Report.....	33909
Quarterly Report of Purchases .....	33909 33910
Quarterly Financial Analysis .....	33909 33911
 <b><u>CAMERON UNIVERSITY</u></b>	
Substantive Program Changes .....	33911
Academic and Administrative Personnel Actions .....	33911 33913
Academic Calendar 2014-2015.....	33913
Curriculum Changes .....	33913
Emergency Operations Plan Annual Report.....	33913
Quarterly Report of Purchase Obligations.....	33913 33914
Quarterly Financial Analysis .....	33913 33915
 <b><u>THE UNIVERSITY OF OKLAHOMA</u></b>	
REPORT OF THE CHAIRMAN OF THE BOARD OF REGENTS .....	33951
REPORT OF THE PRESIDENT OF THE UNIVERSITY .....	33907
REPORT OF THE EXECUTIVE SECRETARY.....	33951
 <b><u>HEALTH SCIENCES CENTER</u></b>	
School of Community Medicine Facilities .....	33916
Health Sciences Center Quarterly Financial Analysis .....	33918

Academic Calendar 2014-2015.....	33918
Emergency Response Plan Annual Report .....	33918
Data Cable Installation Service Provider .....	33918 33919
On-Call Architects and Engineers Quarterly Report .....	33918 33920
Quarterly Report of Purchases .....	33918 33920
Regents' Fund Quarterly Financial Summary Report .....	33918 33921
Nonsubstantive Program Changes .....	33918 33921
Prime Supplier for Cisco Equipment, Services and Maintenance .....	33918 33922
Bulk Fuel.....	33918 33923
Athletic Ticket Printing Services .....	33918 33923
Norman Campus Quarterly Financial Analysis .....	33918 33923

**NORMAN CAMPUS**

Proposals, Contracts and Grants .....	33924
Substantive Program Changes .....	33924 33925
Honorary Degrees .....	33924 33931
Charter School Contract – John W. Rex Elementary School .....	33924 33931
Rupel J. Jones Theatre Renovation and Crawford Music Practice Wing Improvements and Addition .....	33924 33932
Network Infrastructure Refresh for the National Weather Center .....	33924 33934
Post-Season Contest.....	33924 33935
Defined Contributions for Employees Under the Age of 28 .....	33924 33935

Acquisition and Sale of Property .....	33924
	33936
Academic Personnel Actions .....	33924
	33936
Administrative and Professional Personnel Actions.....	33924
	33945

**MINUTES OF A REGULAR MEETING  
THE UNIVERSITY OF OKLAHOMA BOARD OF REGENTS  
DECEMBER 5, 2013**

A Regular Meeting of the Board of Regents governing The University of Oklahoma, Cameron University, and Rogers State University was called to order at The University of Oklahoma in Norman, Oklahoma, at 3:55 p.m. on December 5, 2013.

The following Regents were present: Richard R. Dunning, Chairman of the Board, presiding; Regents A. Max Weitzenhoffer, Kirk Humphreys and Leslie J. Rainbolt-Forbes, M.D.

Others attending all or a part of the meeting included Mr. David L. Boren, President of The University of Oklahoma; Vice President Nicholas Hathaway; Chief Legal Counsel Anil Gollahalli; and Executive Secretary of the Board of Regents, Dr. Chris A. Purcell.

Due to hazardous weather conditions, no one was in attendance from Cameron University or Rogers State University, and attendance at the meeting overall was limited.

Notice of the time, date and place of this meeting was submitted to the Secretary of State, and the agenda was posted in the Office of the Board of Regents on or before 8:30 a.m. on December 4, 2013, both as required by 25 O.S. 1981, Section 301-314.

## **MINUTES**

Regent Humphreys moved approval of the minutes of the regular meeting held October 23, 2013 as printed and distributed prior to the meeting. The following voted yes on the motion: Regents Weitzenhoffer, Humphreys and Rainbolt-Forbes. The Chair declared the motion unanimously approved.

## **THE UNIVERSITY OF OKLAHOMA**

### **REPORT OF THE PRESIDENT**

President Boren was very pleased to announce that Will Webster and his family have led off a campaign to establish the Paul Massad Chair in Strategic Communication in the Gaylord College of Journalism and Mass Communication. Paul has been at OU for 53 years and the establishment of this chair is a very nice thing. The President also noted that the Regents are being asked to approve the appointment of Dr. Emily Neff as the director of the Museum of Art. She is outstanding and well qualified as to experience and education. With approval of this item, she will begin in January.

## ROGERS STATE UNIVERSITY

Because of the deteriorating weather and road conditions, the Chairman announced that he would entertain a motion on RSU items 1 and 2. Regent Weitzenhoffer moved approval of the items as listed by the Chairman. The following voted yes on the motion: Regents Weitzenhoffer, Humphreys and Rainbolt-Forbes. The Chair declared the motion unanimously approved. The item names are listed below and complete items with the approved recommendations follow.

### REVISION OF ACADEMIC POLICIES AND PROCEDURES MANUAL – RSU ACADEMIC PERSONNEL ACTION(S) – RSU

#### REVISION OF ACADEMIC POLICIES AND PROCEDURES MANUAL – RSU

A comprehensive review and revision of the entire RSU Academic Policies and Procedures Manual was completed through the efforts of the Academic Policy Review Committee, the Academic Council, and the Office of Academic Affairs at Rogers State University, as well as the Office of Legal Counsel at the University of Oklahoma. After Board approval at the December 2012 meeting, the revised Academic Policies and Procedures Manual became effective January 1, 2013.

Since that time, two corrections were approved by the Faculty Senate in August 2013, and by the Academic Council in September 2013.

#### Summary of Proposed Non-Substantive Changes:

1. The revised University Curriculum Committee description reflects the current composition and historical practice of that committee. The following description is recommended:

##### 2.3.1.3 ~~School~~ University Curriculum Committee

Function: Review and make recommendations regarding proposed curriculum and/or program changes.

Membership: ~~One member per department as identified by the department head.~~ A representative from each department. Faculty should be senior (at least five years at RSU) whenever possible.

2. The University Honors Program Committee description was inadvertently omitted from the revised Academic Policies and Procedures Manual. The following description is recommended:

##### 2.3.1.14 University Honors Program Committee

Function: Make recommendations involving all aspects of the Honors Program, particularly including Honors curriculum development, modification, and implementation.

Membership: The Director of the Honors Program, six additional faculty chosen by the Faculty Senate, and one member each from the Foundation, Student Activities, and the Office of Admissions. The Director of the Honors Program will chair the Committee.

\*President Rice recommended the Board of Regents approve the revisions above to the Rogers State University Academic Policies and Procedures Manual.

---

\* See motion on page 33908.

**ACADEMIC PERSONNEL ACTION(S) – RSU****LEAVE(S) OF ABSENCE:**Sabbatical Leave of Absence

Kim, Jae-Ho, Ph.D., Professor of Biology, sabbatical leave of absence with full pay, August 1, 2014 through December 10, 2014. Sabbatical leave is requested. Will be working on bio-molecular research, collaborating on a nematode project which parallels his research in Oklahoma. Will also pursue training in two-dimensional gel electrophoresis at the Korea Basic Science Institute in Daejeon, South Korea. Additional activities may include giving lectures and seminars to students and researchers in the area.

\*President Rice recommended approval of the faculty personnel action listed above.

**ACADEMIC CALENDAR 2014-2015  
EMERGENCY OPERATIONS PLAN ANNUAL REPORT  
QUARTERLY REPORT OF PURCHASES  
QUARTERLY FINANCIAL ANALYSIS**

The listed items were identified, by the administration, as “For Information Only.” Although no action was required, the opportunity to discuss or consider them individually was provided.

**ACADEMIC CALENDAR 2014-2015 – RSU**

The Oklahoma State Regents for Higher Education authorize the President to approve the institution's academic calendar each year. The calendar is then submitted to the State Regents by January 15 prior to the summer semester to which the proposed calendar applies. The academic calendar attached hereto as Exhibit A is for information only and will be submitted to the State Regents.

This item was reported for information only. No action was required.

**EMERGENCY OPERATIONS PLAN ANNUAL REPORT – RSU**

Pursuant to the authority contained in the Oklahoma Emergency Management Act of 2003, O.S. 63, Section 683 through 683.24, the head of each designated department and agency shall take the necessary actions to implement the Emergency Operations Plan by developing written internal procedures that detail support required by the plan and shall be prepared to put the plan into action. As required by the statutes, institutions of higher education shall make annual reports to the Board of Regents detailing the status of emergency preparedness.

The RSU Police Department revised and updated the RSU Emergency Operation Plan, the Campus Emergency Plan and the Building Warden's list in September 2013.

The Jeanne Clery Report was completed, filed with the Department of Education, and posted on the RSU website in August 2013.

---

\* See motion on page 33908.

In keeping with the Clery compliance, Rogers State University conducted an area wide emergency tornado drill on October 23, 2013 with the Rogers County Emergency Management, the RSU Police Department, the Claremore Police Department, the Claremore Fire Department, and all local hospital. The drill location was at the RSU Student Housing Complex.

RSU conducted fire drills on campus in October 2013 while testing all fire alarms. In addition, the RSU Student Apartments completed two weather related drills and two fire drills this year.

During the year, The University of Oklahoma Police Department and The University of Oklahoma Attorney provided some basic Active Shooter training to RSU Faculty and Staff. In addition, the RSU Police Department conducted fourteen Armed Subject training sessions.

This item was reported for information only. No action was required.

### QUARTERLY REPORT OF PURCHASES – RSU

The Board of Regents policy governing the buying and selling of goods and services states that:

- I. Purchases and/or acquisition of goods and services over \$250,000 must be submitted to the Board for prior approval;
- II. Purchase obligations between \$50,000 and \$250,000 must be reported quarterly to the Board as an information item. Sole source procurements in this category must also be reported and identified as such.

### QUARTERLY REPORT OF PURCHASES – ALL July 1, 2013 through September 30, 2013

Item	Description	Campus- Department	Vendor	Award Amount	Explanation/ Justification
PURCHASE OBLIGATIONS FROM \$50,000 TO \$250,000					
1.	Medical Services Center	Student Health	OU Physicians	\$73,812	Professional Services
2.	Library Services	All Campuses	Ebsco Industries	\$61,547	Online Library Resources
3.	Custodial Services	All Campuses Campus	SourceOne	\$193,080	Annual Renewal Custodial Services
4.	Athletic Insurance	All Campuses	Specialty Ins. Solutions	\$56,991	Athletic Accident Insurance Policy
5.	ID Card Services	Student Services	Blackboard	\$96,530	Online Learning Services
6.	OU Board Services	Administration	Univ. of Ok. Comptroller	\$208,018	Annual OU Board Services

7.	Office Supplies	All Campuses	Office Max	\$120,000	Office Supplies
8.	Construction Services	Physical Plant	Zenith Construction	\$150,000	Housing Renovation
9.	Equipment	Pryor Campus	Fenton Office Mart	\$52,295	Campus Furniture
10.	Facility Rent	Athletics	City of Claremore	\$215,000	Annual Athletic Facility Rental

**SOLE SOURCE PROCUREMENTS FROM \$50,000 TO \$250,000**  
Competition Not Applicable

None to Report

This item was reported for information only. No action was required.

**QUARTERLY FINANCIAL ANALYSIS – RSU**

By request of the Board of Regents, the Rogers State University Statements of Net Position as of September 30, 2013, Statement of Changes in Net Position for the three months then ended and related Executive Summary are attached hereto as Exhibit B.

This item was reported for information only. No action was required.

**CAMERON UNIVERSITY**

The Chairman stated that he would entertain a motion on CU items 1 and 2. Regent Humphreys moved approval of the items as listed by the Chairman. The following voted yes on the motion: Regents Weitzenhoffer, Humphreys and Rainbolt-Forbes. The Chair declared the motion unanimously approved. The item names are listed below and complete items with the approved recommendations follow.

**SUBSTANTIVE PROGRAM CHANGES – CU**  
**ACADEMIC AND ADMINISTRATIVE PERSONNEL ACTIONS –CU**

**SUBSTANTIVE PROGRAM CHANGES – CU**

The Oklahoma State Regents for Higher Education require that all substantive changes in degree programs be presented to the institution's governing board for approval before being forwarded to the State Regents for consideration. The changes in the academic programs presented below have been approved by the President, upon recommendations of the appropriate faculty, academic unit and dean, the Curriculum Committee or Graduate Council, and the Vice President for Academic Affairs. The changes are being submitted to the Board of Regents for approval prior to submission to the State Regents.



## 1. PROGRAM: A.A.S. in Respiratory Care

## PROPOSED CHANGE: Program Requirement Changes

COMMENTS: One course will be removed and three courses will be added to the General Education requirements for the program. Total hours required for General Education will increase from 18 to 22 hours. Two courses will be replaced in the support and related courses category. Total hours required for the support and related courses category will decrease from 13 to 12 hours. The requested changes will better prepare students for certification in the discipline and better align the program curriculum with accrediting agency requirements. The requested change will not require additional funds. Total hours required for the degree will increase from 63 to 66 hours.

## 2. PROGRAM: B.S. in Physical Education

## PROPOSED CHANGE: Program Deletion

COMMENTS: Program has not met the minimum degree productivity standards originally proposed. Low demand with no foreseeable future increase warrants deletion of this program. The requested change will provide funds for reallocation since five courses will be deleted after teach out. Funds from the deleted program will be reallocated to the B.S. in Sport Fitness Management. Forty-three students remaining in the program will graduate no later than May 2017.

## 3. PROGRAM: B.S. in Sport Fitness Management

## PROPOSED CHANGE: Change of Program Name and Program Requirement Changes

COMMENTS: Program name will be changed from Sport Fitness Management to Sports and Exercise Science to more accurately reflect the focus of the degree program. The requested change will not require additional funds. Pending OSRHE approval, the requested name change would take effect in Fall 2014.

One course will be replaced in the health and wellness category. Ten courses will be added to the list of choices for the major core category. Total hours required for the major core category will increase from 60 to 65 hours. Eight courses will be added to the list of choices for the additional requirements category. Total hours required for the additional requirements category will decrease from 20 to 15 hours. The requested changes more accurately reflect the focus of the degree program and they will not require additional funds nor will the total number of hours required change.

\*President McArthur recommended the Board of Regents approve the proposed changes to the Cameron University academic programs.

---

\* See motion on page 33911.

**ACADEMIC AND ADMINISTRATIVE PERSONNEL ACTIONS –CU****CHANGE(S):**

Cole, Doug, title change from Interim Director of Broadcasting and Station Manager/Operations Director to Director of Broadcasting, salary change from annualized rate of \$56,559.80 for 12 months (\$4,713.32 per month) to annualized rate of \$67,800.00 for 12 months (\$5,650.00 per month), July 1, 2013. Managerial Staff. Internal promotion.

\*President McArthur recommended the Board of Regents approve the administrative personnel action listed above.

**ACADEMIC CALENDAR 2014-2015  
CURRICULUM CHANGES  
EMERGENCY OPERATIONS PLAN ANNUAL REPORT  
QUARTERLY REPORT OF PURCHASE OBLIGATIONS  
QUARTERLY FINANCIAL ANALYSIS**

The listed items were identified, by the administration, in each agenda item as “For Information Only.” Although no action was required, the opportunity to discuss or consider any of them individually was provided.

**ACADEMIC CALENDAR 2014-2015 – CU**

The Oklahoma State Regents for Higher Education authorize the President to approve the institution’s academic calendar each year. The calendar is then submitted to the State Regents by January 15 prior to the summer semester to which the proposed calendar applies. The academic calendar attached hereto as Exhibit C is for information only and will be submitted to the State Regents.

This item was reported for information only. No action was required.

**CURRICULUM CHANGES – CU**

The Oklahoma State Regents for Higher Education confer upon each institution the authority to add, modify and delete courses, but require that the changes be communicated to them for information. The modifications attached hereto as Exhibit D have been approved by the President, upon recommendations of the Vice President for Academic Affairs, respective deans and department chairs, and the Curriculum Committee or Graduate Council.

This item was reported for information only. No action was required.

**EMERGENCY OPERATIONS PLAN ANNUAL REPORT – CU**

Pursuant to the authority contained in the Oklahoma Emergency Management Act of 2003, O.S. 63, Section 681 through 683.24, the head of each designated department and agency shall take necessary actions to implement the Emergency Operations Plan by developing written

---

\* See motion on page 33911.

internal procedures that detail support required by the plan and shall be prepared to put the plan into action. Section 681 also requires institutions of higher learning to make an annual report to its Board of Regents “detailing the status of emergency preparedness and identified safety needs.”

Emergency planning and response is an evolutionary process adapting to the nature of the specific emergency. The Cameron University Emergency Operations Plan defines basic procedures and guidelines to minimize the impact of emergencies and maximize the effectiveness of response personnel. Response to and recovery from major emergencies and catastrophic occurrences will be conducted within the framework of the plan assuring continuity of campus operations. The plan provides effective coordination of university and community resources to protect life, preserve property, and provide stability, and lays the foundation for responses to extreme weather conditions, fires, hazardous materials incidents, large scale events, and protest actions. Although there were no significant changes to the plan this year, contact information sheets have been reviewed and updated, statistical data in section 1.2 have been updated, section 9.0, Communications has been updated to include the University’s new, outdoor public address system, and Annex F – Response Equipment has been reviewed and updated. A current copy is on file in the Board office. Additionally, Cameron University’s Emergency Operations Plan has been filed with the Comanche County’s Emergency Management Director.

Cameron University’s safety needs take into consideration the demographic profile of Cameron’s students as well as the physical environment of Cameron’s campus. The Cameron campus is located adjacent to economically challenged neighborhoods and the Jim Taliaferro Community Mental Health Center. Accordingly, Cameron’s Office of Public Safety:

- maintains a close relationship with local emergency management agencies
- assists Student Services and Human Relations in updating annual orientation materials for new students and faculty members
- conducts joint training exercises involving active shooter situations, bomb threats, etc., with local emergency management agencies
- ensures that each Public Safety officer receives annual continuing education in excess of the state mandated twenty-five hours, and
- notifies all students, faculty and staff of Cameron’s severe weather procedures and designated shelter areas.

In addition, throughout the year, the Directors of Physical Facilities and Public Safety conduct visual inspections, including nightly inspections of buildings, parking lots, campus lighting and grounds to ensure compliance with safety standards.

This item was reported for information only. No action was required.

## **QUARTERLY REPORT OF PURCHASE OBLIGATIONS – CU**

The Board of Regents’ policy governing the buying and selling of goods and services states that:

- I. Purchases and/or acquisition of goods and services over \$250,000 must be submitted to the Board for prior approval; and
- II. Purchase obligations between \$50,000 and \$250,000 must be reported quarterly to the Board as an information item. Sole source procurements in this category must also be reported and identified as such.

The required quarterly reports for purchase obligations between \$50,000 and \$250,000 are:

Quarterly Report of Purchases  
July 1, 2013 through September 30, 2013

<u>Item</u>	<u>Description</u>	<u>Campus- Department</u>	<u>Vendor</u>	<u>Award Amount</u>	<u>Explanation/ Justification</u>
1	Software License	ITS	Blackboard Inc.	\$95,027.05	Continuation of operating software
2	Software License	ITS	Blackboard Inc.	\$75,195.00	Continuation of operating software
3	Software License	ITS	Blackboard Inc.	\$50,971.15	Continuation of operating software
4	Software License	ITS	Ellucian Co. LP	\$172,883.00	Continuation of operating software
5	Software License	ITS	Ellucian Co. LP	\$105,167.00	Continuation of operating software
6	Replacement Computers	ITS	Dell Marketing	\$58,462.62	Replacement of computers on four-year cycle
7	Software Subscription	Business Office	TouchNet	\$75,000.00	Continuation of operating software
8	Athletic Insurance	Athletics	Specialty Insurance Solutions Inc.	\$52,603.00	Athletic Insurance
9	Software License	ITS	Ellucian Co. LP	\$129,453.00	Addition of operating software

SOLE SOURCE PROCUREMENTS IN EXCESS OF \$50,000

There were no Sole Source Procurements for the period of July 1, 2013 through September 30, 2013.

This item was reported for information only. No action was required.

**QUARTERLY FINANCIAL ANALYSIS – CU**

By request of the Board of Regents, the Cameron University Statements of Net Position as of September 30, 2013, Statements of Changes in Net Position for the three months then ended, and related Executive Summary are attached hereto as Exhibit E.

This item was reported for information only. No action was required.

## THE UNIVERSITY OF OKLAHOMA

### SCHOOL OF COMMUNITY MEDICINE FACILITIES – TULSA

At the October 2013 meeting, the Board of Regents approved the expansion of the School of Community Medicine M.D. Program Track at the College of Medicine, Tulsa in cooperation with the University of Tulsa. Utilizing the services of an on-call architectural consulting firm, a planning effort has been undertaken to study optional concepts to support the expansion of the College of Medicine education programs in Tulsa, including clinical and hospital simulation centers and student study modules. At this time, an architectural consultant is needed to work with the College to finalize space programming and develop a comprehensive plan for new and renovated space for the School, and to provide professional services for project design, construction documents and construction administration. As design and a budget are further developed, the Board will be requested to approve the construction project and its addition to the Campus Master Plan of Capital Improvement Projects for the Tulsa Campus.

A request for qualifications was sent to the architectural firms that are currently registered with the State of Oklahoma's Construction and Properties Department. A committee was formed to evaluate the responses received from 21 firms. The committee was composed of the following:

Wilton Berry, Campus Architect OUHSC & Tulsa, Chair  
 Leeland Alexander, Associate Vice President for College of Medicine, OU-Tulsa  
 Gerard Clancy, MD, President, OU-Tulsa  
 Jonathan Joiner, Associate Dean Administration and Finance, OU-Tulsa  
 William Ray, Associate Vice President of Academic Affairs, OU-Tulsa  
 Michael Weisz, MD, Professor of Medicine, Medical Director SIM Center, OU-Tulsa

Based on these proposals and client references, seven firms were selected for further evaluation, and the firms were ranked as shown below.

1. Mass Architects, Inc., Oklahoma City, Oklahoma
2. Miles Associates, Inc. Oklahoma City, Oklahoma
3. Kinslow, Keith & Todd, Inc., Tulsa, Oklahoma
4. Crafton, Tull & Associates, Inc., Tulsa, Oklahoma
5. Dewberry Architects, Inc., Tulsa, Oklahoma
6. Beck Associates Architects DBA Beck Design, Tulsa, Oklahoma (tie)
7. Studio Architecture, P.C., Oklahoma City, Oklahoma (tie)

### SCHOOL OF COMMUNITY MEDICINE FACILITIES, OU-TULSA ARCHITECTURAL FIRM EVALUATION SUMMARY

	Mass Architects, Inc. <u>Okla. City</u>	Miles Associates, Inc., <u>Okla. City</u>	Kinslow, Keith & Todd, Inc. <u>Tulsa</u>	Crafton, Tull & Associates, Inc. <u>Tulsa</u>
Acceptability of Design Services	80	77	71	75
Quality of Engineering Services	86	71	74	75
Adherence to Cost Limits	54	50	48	29

Adherence to Time Limits	50	48	48	48
Volume of Changes	50	50	42	44
Resources of Firm	26	27	24	26
Total Points	<u>346</u>	<u>323</u>	<u>307</u>	<u>297</u>
	Dewberry Architects, Inc. Tulsa	Beck Associates Architects, dba Beck Design Tulsa	Studio Architecture, P.C. Okla. City	
Acceptability of Design Services	68	57	63	
Quality of Engineering Services	69	65	63	
Adherence to Cost Limits	44	47	46	
Adherence to Time Limits	42	46	45	
Volume of Changes	44	46	46	
Resources of Firm	26	23	21	
Total Points	<u>293</u>	<u>284</u>	<u>284</u>	

Funds have been identified, are available and budgeted from the A. R. and Marylouise Tandy Foundation, School of Community Medicine, and Section 13 and New College.

President Boren recommended the Board of Regents:

- I. Rank in the order presented below architectural firms under consideration to provide professional services required for renovation and construction to create new facilities for the School of Community Medicine at OU-Tulsa;
- II. Authorize the University administration to negotiate the terms of an agreement and a fee for these professional services, starting with the highest-ranked firm; and
- III. Authorize the President or his designee to execute the consultant contract.

Regent Weitzenhoffer moved approval of the recommendation. The following voted yes on the motion: Regents Weitzenhoffer, Humphreys and Rainbolt-Forbes. The Chair declared the motion unanimously approved.

**HEALTH SCIENCES CENTER QUARTERLY FINANCIAL ANALYSIS – HSC  
 ACADEMIC CALENDAR 2014-2015 – NC, HSC, LAW  
 EMERGENCY RESPONSE PLAN ANNUAL REPORT – ALL  
 DATA CABLE INSTALLATION SERVICE PROVIDER – ALL  
 ON-CALL ARCHITECTS AND ENGINEERS QUARTERLY REPORT – ALL  
 QUARTERLY REPORT OF PURCHASES – ALL  
 REGENTS’ FUND QUARTERLY FINANCIAL SUMMARY REPORT – ALL  
 NONSUBSTANTIVE PROGRAM CHANGES – NC  
 PRIME SUPPLIER FOR CISCO EQUIPMENT, SERVICES & MAINTENANCE – NC  
 BULK FUEL – NC  
 ATHLETIC TICKET PRINTING SERVICES – NC  
 NORMAN CAMPUS QUARTERLY FINANCIAL ANALYSIS – NC**

The listed items were identified, by the administration, in each agenda item as “For Information Only.” Although no action was required, the opportunity to discuss or consider any of them individually was provided.

**HEALTH SCIENCES CENTER QUARTERLY FINANCIAL ANALYSIS – HSC**

By request of the Board of Regents, the Health Sciences Center *Statements of Net Position* as of September 30, 2013, and *Statements of Changes in Net Position* for the three months then ended and related Executive Summary are attached hereto as Exhibit F.

This item was presented for information only. No action was required.

**ACADEMIC CALENDAR 2014-2015 – NC, HSC, LAW**

The Oklahoma State Regents for Higher Education authorize the President to approve the institution’s academic calendar each year. The calendar is then submitted to the State Regents by January 1 prior to the summer semester to which the proposed calendar applies. The academic calendar attached hereto as Exhibit G is for information only and will be submitted to the State Regents.

This item was presented for information only. No action was required.

**EMERGENCY RESPONSE PLAN ANNUAL REPORT – ALL**

Pursuant to the authority contained in the Oklahoma Emergency Management Act of 2003, O.S. 63, Section 681 through 683.24, the head of each designated department and agency shall take necessary actions to implement the Emergency Operations Plan by developing written internal procedures that detail support required by the plan and shall be prepared to put the plan into action. Section 681 also requires institutions of higher learning to make an annual report to its Board of Regents “detailing the status of emergency preparedness and identified safety needs.”

Emergency planning and response is an evolutionary process adapting to the nature of the emergency at hand. The intent of The University of Oklahoma Emergency Response Plan is to set out a foundation from which the University’s emergency response may evolve and an organization that may direct its evolution. The University will use National Incident Management System (NIMS) and Incident Command System (ICS) standards and principles for managing all emergencies on campus.

Response to and recovery from emergencies will be conducted within the framework of The University of Oklahoma Emergency Response Plan. The plan is designed to provide effective coordination of University and community resources to protect life and property during and after emergencies. The plan lays the foundation for the University's response to emergencies. These emergencies may include prolonged power outages, extreme weather, fires, hazardous materials incidents, large-scale events, and protest actions.

Through coordination and preparedness, the University hopes to minimize the impacts of emergencies and to maximize the effectiveness of the campus community in responding to and recovering from major emergencies and catastrophic occurrences. Importantly, the plan provides an organizational structure for the continuity of campus operations in pursuit of the University's academic mission. The Emergency Response Plan is updated every six months.

This item was presented for information only. No action was required.

### **DATA CABLE INSTALLATION SERVICE PROVIDER – ALL**

Board of Regents' policies and procedures require that acquisition contracts that merely establish unit pricing, availability and other terms and conditions but which are indefinite as to quantity and delivery must be reported to the Board of Regents if the cumulative orders against them are expected to exceed \$250,000 annually.

This item reports the anticipated activity for fiscal year 2014 for the following multiple-award contracts: Sequoyah Communications, Inc. of Oklahoma City, Telco Supply Company of Sulphur, Techsico Enterprise Solutions of Tulsa and Trans-Tel Central, Inc. of Norman, for data cable installation services for the continual upgrade of the University-wide network and fiber infrastructure. The Information Technology (IT) departments for Norman, Oklahoma City and Tulsa campuses identify the outsourcing of cable installation services as the most effective and economical approach for meeting current and future demands. These just-in-time contracts provide the necessary personnel for the timely completion of data cable installation needs for all campus locations. The IT department projects expenditures for FY 2014, estimated to be \$400,000 for the Norman campus, \$400,000 for the Oklahoma City campus, and \$150,000 for the Tulsa campus.

The previous annual expenditures for fiscal year 2013 for all campuses are as follows:

Norman	\$ 183,066
HSC/Tulsa	\$ 376,017
Total	\$ 559,083

The multi-award contracts to Sequoyah Communications, Inc. of Oklahoma City, Telco Supply Company of Sulphur, Techsico Enterprise Solutions of Tulsa and Trans-Tel Central Inc. of Norman are based on a previous competitive solicitation and will be the third renewal of a five-year contract.

Funding has been identified, is available and budgeted within the Information Technology operating account.

This item was presented for information only. No action was required.



**ON-CALL ARCHITECTS AND ENGINEERS QUARTERLY REPORT – ALL**

In May 2009, the Board of Regents authorized a group of architectural and engineering firms to provide professional services required for small projects. The work completed during the first quarter of fiscal year 2014 by on-call architectural and engineering firms is summarized below. A chart listing cumulative total fees is attached hereto as Exhibit H.

<u>Firm Name</u>	<u>Date Initiated</u>	<u>Work Performed</u>	<u>Fee</u>
For the Norman Campus:			
Smith Roberts Baldischwiler, LLC Oklahoma City	August 1, 2013	Topographic/Design Survey (Music Practice Wing)	\$ 2,250
For the Health Sciences Center, Oklahoma City:			
Cavin Design Group Oklahoma City	December 22, 2011	Design, Construction Documents and Services During Construction (Campus Police Station)	67,649
For OU-Tulsa:			
None			

In addition, a correction is needed in the Norman Campus work for the fourth quarter of fiscal year 2013, which was originally reported at the September 2013 Board of Regents meeting. The following work was completed in the fourth quarter and also represents the total for The McKinney Partnership Architects, P.C. in fiscal year 2013:

For the Norman Campus  
(FY 2013, 4<sup>th</sup> Quarter):

The McKinney Partnership Architects, P.C. Norman	April 30, 2013	Design and Construction Documents (Oklahoma Memorial Union Technology Store)	82,500
---	----------------	---	--------

This item was presented for information only. No action was required.

**QUARTERLY REPORT OF PURCHASES – ALL**

The Board of Regents policy governing the buying and selling of goods and services states that:

- I. Purchases and/or acquisition of goods and services over \$250,000 must be submitted to the Board for prior approval; and
- II. Purchase obligations between \$50,000 and \$250,000 must be reported quarterly to the Board as an information item. Sole source procurements in this category must also be reported and identified as such.

The quarterly report for II above is attached hereto as Exhibit I.

This item was presented for information only. No action was required.

## **REGENTS' FUND QUARTERLY FINANCIAL SUMMARY REPORT – ALL**

This summary report, attached hereto as Exhibit J, is provided in accordance with University of Oklahoma Board of Regents policy. It highlights all of the financial activity within the Regents' Fund during the three months ended September 30, 2013.

This item was presented for information only. No action was required.

### **NONSUBSTANTIVE PROGRAM CHANGES – NC**

Administrative/Internal Program Change  
Approved by Academic Programs Council, October 4, 2013

Deletion of Area of Concentration/Track

#### **COLLEGE OF ARTS AND SCIENCES**

Human Relations, Master of Human Relations (RPC 329, MC M515)

Deletion of Affirmative Action (Q031), Chemical Addictions Counseling (Q096), Family Relations (Q246), and Juvenile Justice (Q396) areas of concentration.

#### Reason for request:

These concentration codes have not been used in several years. The faculty only wish to offer the two remaining concentration codes General (Q325), and Human Resources (Q326).

Administrative/Internal Program Change  
Approved by Academic Programs Council, November 1, 2013

Addition of Accelerated Dual Degree Program

#### **MEWBOURNE COLLEGE OF EARTH AND ENERGY**

Petroleum Engineering, Bachelor of Science in Petroleum Engineering /MS Petroleum Engineering, (RPC 182/183, MC B765/TBD)

Addition of Accelerated Dual Degree. Combining Bachelor of Science in Petroleum Engineering with new Master of Science MS Petroleum Engineering option. A total of 151 hours required for thesis track.

#### Reason for request:

Accelerated program will meet industry demand for Petroleum Engineer with specialization and will allow students to specialize in an area of interest to industry.

Change of Requirements for Accelerated Degree Program

#### **COLLEGE OF ENGINEERING**

Computer Engineering/Computer Science, Bachelor of Science in Computer Engineering/Master of Science (in Computer Science), (RPC 332/132, MC A225 F235 Q147)

For non-thesis option, three credit hours of CS 5990 Independent Studies OR seminar course in Computer Science approved by the Graduate Liaison of the School of Computer Science. Total credit hours for the degree will not change.

Reason for request:

This modification will better prepare non-thesis option students for their exit exam by focusing on a specific subject with a pre-approved CS seminar course or with an Independent Study.

Computer Science, Bachelor of Science in Computer Science/Master of Science (in Computer Science), (RPC 233/132, MC A235 F235 Q146)

For non-thesis option, three credit hours of CS 5990 Independent Studies OR seminar course in Computer Science approved by the Graduate Liaison of the School of Computer Science. Total credit hours for the degree will not change.

Reason for request:

This modification will better prepare non-thesis option students for their exit exam by focusing on a specific subject with a pre-approved CS seminar course or with an Independent Study.

Additional changes are attached hereto as Exhibit K.

This item was presented for information only. No action was required.

**PRIME SUPPLIER FOR CISCO EQUIPMENT, SERVICES AND MAINTENANCE – NC**

Board of Regents' policies and procedures require that acquisition contracts that merely establish unit pricing, availability and other terms and conditions but which are indefinite as to quantity and delivery must be reported to the Board of Regents if the cumulative orders against them are expected to exceed \$250,000 annually.

This item reports the anticipated activity of \$3,500,000 for fiscal year 2014 against a contract awarded to Presidio Networked Solutions, Inc. of Greenbelt, Maryland, for Cisco equipment, services, and maintenance. This prime supplier contract supports the University's network infrastructure by establishing pricing and availability of Cisco products at significant discounts. Cisco products are the campus standards for the Norman campus core network.

The previous annual expenditure for fiscal year 2013 was \$3,217,988.

This contract was awarded on a best-value basis from a previous competitive solicitation. This is the fourth renewal of a five-year contract.

Funding has been identified, and is available and budgeted within the Information Technology operating account.

This item was presented for information only. No action was required.

**BULK FUEL – NC**

Board of Regents' policies and procedures require that acquisition contracts that merely establish unit pricing, availability and other terms and conditions but which are indefinite as to quantity and delivery must be reported to the Board of Regents if the cumulative orders against them are expected to exceed \$250,000 annually.

This item reports the anticipated activity for bulk fuels for fiscal year 2014, with estimated annual expenditures of \$800,000. The unleaded, ethanol, diesel and bio-diesel fuels are necessary for the operation of approximately 552 university owned vehicles and service equipment.

The contract to Mansfield Oil Company, of Gainesville, Georgia, is available through the State of Oklahoma from a competitive bid according to state purchasing rules and complies with Board Policies and Procedures regarding competition relative to the acquisition of products and services.

Funding has been identified, and is available and budgeted within the Fleet Services operating account.

This item was presented for information only. No action was required.

**ATHLETIC TICKET PRINTING SERVICES – NC**

Board of Regents' policies and procedures require that acquisition contracts that merely establish unit pricing, availability and other terms and conditions but which are indefinite as to quantity and delivery must be reported to the Board of Regents if the cumulative orders against them are expected to exceed \$250,000 annually.

This item reports the anticipated activity for athletic ticket printing and mailing services for all home sporting events in support of Athletic Department ticket sales. The Athletic Department projects expenditures for FY2014, estimated to be \$300,000.

The contract is based on a previous competitive solicitation and will be the first renewal of a three-year contract.

The contract was awarded to Weldon, Williams & Lick Inc. of Fort Smith, Arkansas and represents best value to the University.

Funding has been identified, is available and set aside within the Athletic Department operating budget.

This item was presented for information only. No action was required.

**NORMAN CAMPUS QUARTERLY FINANCIAL ANALYSIS – NC**

By request of the Board of Regents, the Norman Campus *Statements of Net Assets* as of September 30, 2013, *Statements of Changes in Net Assets* for the three months then ended and related Executive Summary are attached hereto as Exhibit L.

This item was presented for information only. No action was required.

The Chairman stated that he would entertain a motion on OU items 14 through 23. Regent Humphreys moved approval of the items as listed by the Chairman. The following voted yes on the motion: Regents Weitzenhoffer, Humphreys and Rainbolt-Forbes. The Chair declared the motion unanimously approved. The item names are listed below and complete items with the approved recommendations follow.

**PROPOSALS, CONTRACTS, AND GRANTS  
SUBSTANTIVE PROGRAM CHANGES – NC  
HONORARY DEGREES – NC  
CHARTER SCHOOL CONTRACT – JOHN W. REX ELEMENTARY SCHOOL  
RUPEL J. JONES THEATRE RENOVATION AND CRAWFORD MUSIC PRACTICE  
WING IMPROVEMENTS AND ADDITION – NC  
NETWORK INFRASTRUCTURE REFRESH FOR THE NATIONAL WEATHER CENTER – NC  
POST-SEASON CONTEST – NC  
DEFINED CONTRIBUTIONS FOR EMPLOYEES UNDER THE AGE OF 28 – ALL  
ACQUISITION AND SALE OF PROPERTY – NC  
ACADEMIC PERSONNEL ACTIONS – NC & HSC**

### **PROPOSALS, CONTRACTS, AND GRANTS**

In accord with Regents' policy, a list of awards and/or modifications in excess of \$250,000 or that establish or make policy for the University, or that otherwise involve a substantial or significant service to be performed by the University are shown on the following pages. Comparative data for fiscal years 2008 through 2013 and current month and year-to-date, are shown on the graphs and tables attached hereto as Exhibit M.

The Provisions of Goods and Services policy provides that new contracts and grants in excess of \$250,000 must be referred to the Board of Regents for ratification. In addition, in the event a contract, grant, document, or arrangement involved would establish or make policy for the University, or would otherwise involve a substantial or significant service to be performed by the University, that contract, arrangement, or document shall be referred to the Board of Regents for approval.

	FY13 Total Expenditures	FY13 YTD Expenditures	FY14 YTD Expenditures
UNIVERSITY OF OKLAHOMA	\$284,439,391	\$72,650,327	\$77,427,908
NORMAN CAMPUS	\$159,395,371	\$42,110,522	\$43,712,399
HEALTH SCIENCES CENTER	\$125,044,020	\$30,539,805	\$33,715,509

\*President Boren recommended that the Board of Regents ratify the awards and/or modifications for September 2013 submitted with this Agenda Item.

---

\* See motion on page 33924.

**SUBSTANTIVE PROGRAM CHANGES – NC**

The Oklahoma State Regents for Higher Education require that all substantive changes in degree programs be presented to the institution's governing board for approval before being forwarded to the State Regents for consideration. The changes in academic programs itemized in the attached list have been approved by the appropriate faculty, academic units and deans, the Academic Programs Council, and the Senior Vice President and Provost. They are being submitted to the Board of Regents for approval prior to submission to the State Regents.

Substantive Program Change  
Approved by Academic Programs Council, October 4, 2013

**Addition of Program****COLLEGE OF ARCHITECTURE**Architecture, Master of Science in Architecture (RPC TBD, MC TBD)

Addition of program. Level I formal degree abbreviation Master of Science, Level II degree designation as on Diploma Master of Science in Architecture, Level II title of proposed degree program Architecture. A total of 30 credit hours will be required for the degree, 18 credit hours in the core required curriculum and 12 credit hours in guided electives. The academic standards for admission, retention, and graduation for this degree will be those already in use by the Division of Architecture, the Graduate College, the College of Architecture, and the University of Oklahoma: to be admitted to the graduate program, a student must earn a combined grade point average (GPA) of 3.0; to be retained in the program, a student must maintain at least a 3.0 in all coursework (undergraduate and graduate combined) attempted; to qualify for a graduate degree, students must achieve an overall grade point average of 3.0 or higher in the degree program coursework and in all resident graduate coursework attempted.

Reason for request:

This program is not a new program in that the original Master of Architecture program has traditionally offered three options M045, M046, and M047, one of which was a 30-hour option (M045). Due to changes at the National Architectural Accrediting Board (NAAB) the use of the title "Master in Architecture" is to be reserved only for those programs fulfilling the educational requirements for Architectural licensing. We are modifying the other Master of Architecture (M046 and M047) to meet these accrediting requirements and submitting them concurrently with this Master of Science in Architecture program. Student demand for post-professional degree programs in Architecture are growing at a rapid pace. Technology and research developments are spurring the need for professionals to refresh their skill sets to maintain a competitive advantage in today's markets. Furthermore, the need for continuing inquiry and translational research themes to apply the research in practice model has necessitated the development of a PhD program in Architecture for which the MS in Architecture is ideally suited to provide requisite study and preparation. The Division of Architecture has maintained the one-year Master of Architecture for many years specifically to fulfill the needs of the post-professional and the teaching profession as the Master of Architecture is considered the terminal degree. However, with the increasingly cross-disciplinary nature of the profession and the need to incorporate additional areas of inquiry, we are seeing an increase in demand for specialty areas of research and seek to adjust our resources in the Graduate program to meet these needs. For example, energy security and water resource depletion has led to an upsurge in the need for sustainable design education. Buildings in the United States use 12% of all potable water resources and 70% of all electrical power generation. Maintaining currency in Sustainable Design Technology is necessary to meet conservation and resource efficiency goals. The

Architecture profession is seeing increases in specialty credentials such as the LEED AP (Leadership in Energy and Environmental Design), Aging in Place, Adaptive Re-use, etc. These areas require intensive studies beyond continuing education offerings. Each of the specialty tracks aim to train professionals to be able to bridge the gap between current research and professional practice and thus fulfill employer and market demands for designers skilled in these areas of specialization.

#### Deletion of Program

##### JEANNINE RAINBOLT COLLEGE OF EDUCATION

##### School Counseling, Master of Education (RPC 258, MC M830)

Program deletion.

##### Reason for request:

The program was suspended in October 2010; no new students have been admitted to the program. In light of the recent reorganization within the counseling programs, this program cannot be offered in the immediate future.

#### Change of Program Name and Degree Designation

##### COLLEGE OF ENGINEERING

##### Industrial Engineering, Bachelor of Science (RPC 129, MC B525, A525 F525, B526, A526 F526, B527, A528 F140 Q340)

Program name change to Industrial and Systems Engineering, and degree designation change to Bachelor of Science in Industrial and Systems Engineering.

##### Reason for request:

The School changed its name in fall 2011 to Industrial and Systems Engineering. The change of the program name was delayed due to uncertainty in how the accrediting agency planned to accredit programs that included Systems Engineering in their title. The accrediting requirements have been published and will not impact our school.

#### Change of Degree Requirements

##### COLLEGE OF ARTS AND SCIENCES

##### Political Science, Ph.D. (RPC 193, MC D790)

Degree program requirement change. Deletion of the distribution requirement, and addition of a field in Methods. Total credit hours for the degree will not change.

##### Reason for request:

First, the faculty determined that the distribution requirement was outdated and no longer in step with graduate training in Political Science at other institutions of the same caliber. In addition, graduate program alumni indicated that the distribution requirement provided no advantage in job placement. Finally, eliminating the distribution requirement will make it possible for students to get to their general exams faster and start dissertation research earlier. The addition of the Methods field is to provide a fundamental core of sound Methods training that can be tailored to students' specific scholarly needs.

## Change of Course Requirements

## COLLEGE OF ARCHITECTURE

Architecture, Master of Architecture (RPC 012, MC 046)

Course requirement change. The changes in the Master of Architecture program follow our changes made in our professional undergraduate degree. With an emphasis on project based learning centered in the architecture studio, the curriculum provides courses which are linked in content to the studio courses. The studio sequence of courses allows for the final year of instruction to parallel the final year of our professional five year Bachelor of Architecture program. Total credit hours for the degree will change from 49 to 53 hours. The increase in the total hours required corresponds to the leveling classes required for most students without undergraduate degrees in architecture. The increase also is needed to provide courses for expanded requirements for accreditation.

Reason for request:

The Division of Architecture is restructuring its graduate program offerings in order to foster a more interactive experience for our graduate students, eliminate unnecessary administrative steps in the admissions, application and tracking process, enhance the relevance of our educational offering to the graduates' subsequent work-force experiences, and make ourselves more competitive in the tightening international architectural graduate programs market.

Architecture, Master of Architecture (RPC 012, MC 047)

Course requirement change. The changes in the Master of Architecture program follow our changes made in our professional undergraduate degree. With an emphasis on project based learning centered in the architecture studio, the curriculum provides courses which are linked in content to the studio courses. The first year and a half provides courses for students without undergraduate degrees in architecture to level with students with architectural undergraduate related degrees in year two. The studio sequence of courses allows for the final year of instruction to parallel the final year of our professional five year Bachelor of Architecture program. Total credit hours for the degree will change from 64 to 89 hours. The increase in the total hours required corresponds to the leveling classes required for most students without undergraduate degrees in architecture. The increase also is needed to provide courses for expanded requirements for accreditation.

Reason for request:

The Division of Architecture is restructuring its graduate program offerings in order to foster a more interactive experience for our graduate students, eliminate unnecessary administrative steps in the admissions, application and tracking process, enhance the relevance of our educational offering to the graduates' subsequent work-force experiences, and make ourselves more competitive in the tightening international architectural graduate programs market.

## COLLEGE OF ARTS AND SCIENCES

French, PhD. (RPC 086 MC D445)

Course requirement change. FR 5313 has been removed as a recommended course and MLLL 5073 is now required instead of being merely recommended. Total credit hours for the degree will not change.



Reason for request:

The course has been strongly recommended in the past and is now offered on a regular basis.

German, Master of Arts (RPC 100, MC M490)

Course requirement change. MLLL 5073 is now the only required course, and students who write an MA thesis are no longer required to sit for the general exams. Total credit hours for the degree will not change.

Reason for request:

The old requirements (either GERM 5003 History of the German Language or GERM 5113 The Middle Ages) reflect a somewhat outmoded view of the MA as a philologically based degree, and having them as requirements can have a negative impact on enrollment in other German graduate/advanced undergraduate courses offered in the same semester. In addition, exempting thesis students from their general exam gives them more of an incentive to write a thesis, which can serve as a foundation for a dissertation should they decide to pursue a PhD in German.

Spanish, Ph.D. (RPC 217, MC D850)

Course requirement change. MLLL 5073 is now a requirement for Spanish PhD students.

Reason for request:

The class has been recommended in the past and is now offered on a regular basis.

COLLEGE OF ATMOSPHERIC AND GEOGRAPHIC SCIENCES

Environmental Sustainability, B.A. in Environmental Sustainability (RPC 381, MC B408 P161, B408 P516, B408 P591)

Course requirement change. Addition of GEOG 4893, Research Methods, to the core curriculum for all options of the BA in Environmental Sustainability. Total credit hours for the degree will not change.

Reason for request:

This course is required of all Department of Geography and Environmental Sustainability majors as part of a two-semester capstone sequence, approved by department faculty September, 2012.

Environmental Sustainability, B.S. in Environmental Sustainability (RPC 382, MC B410 P161, B410 P516, B410 P591)

Course requirement change. Addition of GEOG 4893, Research Methods, to the core curriculum for all options of the BS in Environmental Sustainability. Total credit hours for the degree will not change.

Reason for request:

This course is required of all Department of Geography and Environmental Sustainability majors as part of a two-semester capstone sequence, approved by department faculty September, 2012.

Geographic Information Science, Bachelor of Arts in Geographic Information Sciences (RPC 367, MC B450)

Course requirement change. Addition of GEOG 4893, Research Methods, to the core curriculum for all options of the BA in Geographic Information Science. Total credit hours for the degree will not change.

Reason for request:

This course is required of all Department of Geography and Environmental Sustainability majors as part of a two-semester capstone sequence, approved by department faculty September 2012.

Geographic Information Science, Bachelor of Science in Geographic Information Science (RPC 368, MC B452)

Course requirement change. Addition of GEOG 4893, Research Methods, to the core curriculum for all options of the BS in Geographic Information Science. Total credit hours for the degree will not change.

Reason for request:

This course is required of all Department of Geography and Environmental Sustainability majors as part of a two-semester capstone sequence, approved by department faculty September, 2012.

Geography, Bachelor of Science in Geography (RPC 289, MC B465)

Course requirement change. Remove ENGL 3153, Technical Writing, from Major Support Requirements. Total credit hours for the degree will not change.

Reason for request:

Department of Geography and Environmental Sustainability faculty voted in March 2010 to drop the requirement in line with the College of Atmospheric & Geographic Sciences decision to drop the course as a college requirement.

Substantive Program Change  
Approved by Academic Programs Council, November 1, 2013

Option Addition

MEWBOURNE COLLEGE OF EARTH & ENERGY

Petroleum Engineering, Master of Science (RPC 183, MC TBD)

Option Addition. New Master of Science Level IV option called MS Petroleum Engineering to be combined with Bachelor of Science in Petroleum Engineering in an accelerated degree program, and will be available only to those pursuing this accelerated program. A total of 30 credit hours required for thesis track.

Reason for request:

The integrated programs in Petroleum Engineering are designed to attract BS students in Petroleum Engineering. The current core curriculum for the Master of Science program requires courses that are not necessary for students in the BS in Petroleum Engineering program. The proposed option allows greater flexibility and the opportunity for students to specialize in an area of interest to industry.

## Change of Course Requirements

## COLLEGE OF ARTS AND SCIENCES

Information Studies, Bachelor of Arts in Information Studies (RPC 343, MC B560, B561)

Course requirement change. Replace LIS 3003 with 4223 in requirements. In each of the requirement categories, replace the language 'one course chosen from the following' with 'select one course from list of approved courses available from SLIS department and website', and remove specific course lists. Replace MATH 2123 with additional free elective. Total credit hours for the degree will not change.

Reason for request:

LIS 3003 is focused on learning the foundations of programming and is better suited to be an elective in our Information Technology Category. Based upon feedback from alumni and students, as well as through reviewing similar programs, we believe that our students need a strong background in managing information for organizations as well as project management experience. We address this need by adding the existing course LIS 4223. Our program is interdisciplinary by nature, and we are constantly evaluating new options for the major categories in which we require our students to complete a course. To facilitate this process, we would like to have a flexible list of courses that we will maintain within the department, instead of being required to change the program every few years. The department reviewed the requirements of 10 similar programs in the United States, and the removal of Calculus II reflects the curriculum of these other programs. This will allow our students the freedom to take an additional elective focused on their educational goals.

## COLLEGE OF EDUCATION

Elementary Education, Bachelor of Science in Education (RPC 062, MC B355)

Course requirement change. Content and name changes in literacy methods courses to update them due to changes in the field as well as to prepare teacher candidates to implement the new English Language Arts standards in elementary classrooms. Total credit hours for the degree will not change.

Reason for request:

Change in content to update and to prepare teacher candidates to implement the new English Language Arts standards in elementary classrooms.

## COLLEGE OF ENGINEERING

Computer Science, Master of Science (RPC 132, MC M235)

Course requirement change. For the non-thesis option, three credit hours of CS 5990 Independent Studies OR seminar course in Computer Science approved by the Graduate Liaison of the School of Computer Science. Total credit hours for the degree will not change.

Reason for request:

This modification will better prepare non-thesis option students for their exit exam by focusing on a specific subject with a pre-approved CS seminar course or with an Independent Study.

**GAYLORD COLLEGE OF JOURNALISM AND MASS COMMUNICATIONS**Journalism, Bachelor of Arts in Journalism (RPC 137, MC B610)

Course requirement change. Allow students to pursue another skills stream course to satisfy the nine hours of JMC electives. Students now may choose from any JMC +3000 electives to satisfy the nine hours required. Total credit hours for the degree will not change.

Reason for request:

Changes in Journalism are driven by technological advances, new formats for new and information disseminations, and new required clusters of skills for professional journalists. Also, the media economic models are changing and media are increasingly niche, targeted, specialized and consumer-orientated.

\*President Boren recommended that the Board of Regents ratify the awards and/or modifications for September 2013 submitted with this Agenda Item.

**HONORARY DEGREES – NC**

The University policy and the policy of the Oklahoma State Regents for Higher Education on awarding honorary degrees states that nominees and alternates must be approved by the OU Board of Regents and State Regents prior to awarding of the degrees.

\*President Boren recommended the nominees listed in his recent letter to the Board of Regents be approved for honorary degrees.

**CHARTER SCHOOL CONTRACT – JOHN W. REX ELEMENTARY SCHOOL**

At the September meeting of the Board of Regents, the Board approved the Oklahoma City Public School District's ("District") application for the Board of Regents to sponsor the John W. Rex Charter Elementary School in downtown Oklahoma City ("School"). Regents' approval was contingent upon receipt of certain legal and logistical assurances from them together with an agreement, satisfactory to the University, delegating the planning, operation and governance of the School from the District to the School. The Board authorized the President or his designee to negotiate a charter contract with the School's board of directors to operate and govern the charter school, subject to review and approval of Legal Counsel and Board of Regents' final approval. Because of pendent interests of the District (e.g., certain termination rights and ownership of the School's facility), the charter contract has been negotiated between and among the School, District and the University.

Under the charter contract, the University will oversee the School primarily in two areas: finance and instruction. The University will have two non-voting members on the School's board of directors, Regent Humphreys and Professor Lawrence Baines, College of Education. In

---

\* See motion on page 33924.

addition, designated representatives of the parties will meet periodically to review administrative and operational issues and assess educational progress. In return for its administrative services, the University will receive from the state Department of Education up to five percent of the state aid allocation to the School.

University Legal Counsel has reviewed and approved the charter contract between and among the School, District and University, which is currently before the Board for approval. University Legal Counsel also has received the referenced legal and logistical assurances from counsel for the District and the School as well as an executed copy of the Governance and Operational Agreement between the District and School delegating the planning, operation and governance of the School, which agreement is satisfactory to the University.

The contingencies having been satisfied, the charter contract is being brought before the Board of Regents for final approval, as provided for at the September meeting of the Board.

\*President Boren recommended the Board of Regents approve the charter school contract between and among the Board of Regents, the Oklahoma City Public School District and the John W. Rex Elementary School, Inc.

#### **RUPEL J. JONES THEATRE RENOVATION AND CRAWFORD MUSIC PRACTICE WING IMPROVEMENTS AND ADDITION – NC**

Renovation of the Fine Arts Center Rupel J. Jones Theatre has been approved as a part of the Campus Master Plan of Capital Improvements for the Norman Campus since 1995. A second project in connection with the Weitzenhoffer Family College of Fine Arts is proposed for the Reynolds Performing Arts Center Crawford Music Practice Wing, which is immediately adjacent to the Fine Arts Center. This project will upgrade flooring and finishes and construct a three-story music practice room addition on the north side of the Crawford Music Practice Wing. The estimated total cost is \$1,100,000. It is proposed that the project be approved by the Board and added to the Campus Master Plan of Capital Improvement Projects for the Norman Campus. Professional architectural and engineering consulting services will be provided by GSB, Inc. under the firm's on-call agreement with the University.

The Rupel J. Jones Theatre project includes important safety improvements to replace the stage lift; refurbish rigging; and upgrade electrical and lighting equipment. The estimated cost of \$5,000,000 is being funded from University resources. GSB, Inc. will provide architectural and engineering services for this project as well due to the following reason. At the September 2011 meeting, the Board of Regents ranked Kaighn Associates Architects, Inc. (Kaighn) first. Kaighn completed a project feasibility study. However, Kaighn subsequently reorganized and is now unable to provide the remaining consulting services. Since GSB, Inc. was ranked second by the Board in September 2011, the University has appropriately requested GSB, Inc. to provide design, construction documents and construction administration services for the project at a cost comparable to that originally proposed by Kaighn.

In order to reduce overhead costs; combine staging, storage and delivery areas; and expedite and coordinate the work, it was determined that the two projects can best be accomplished utilizing the construction management project delivery method. A request for qualifications was sent to the firms that are currently registered with the Construction and Properties Department, Office of Management and Enterprise Services of the State of Oklahoma's Division of Capital Assets Management as providers of at-risk construction management services. A committee was formed to evaluate the responses received from \_\_\_ firms. The committee was composed of the following:

---

\* See motion on page 33924.

Deborah Brewer, Staff Architect, Architectural and Engineering Services, Chair  
 Brian Ellis, Director, Facilities Management  
 Bill Forester, Assistant Director, Architectural and Engineering Services  
 David Nordyke, Assistant Director, Architectural and Engineering Services  
 Rich Taylor, Dean of the Weitzenhoffer Family College of Fine Arts  
 Steve Tresemer, GSB, Inc. (non-voting member of the committee)

Based on the proposals and client references, four firms were selected by the interview committee for further evaluation. Interviews were conducted with each of the firms, and the committee evaluated and rated the firms and ranked them as shown below.

1. Nabholz Construction Company, Oklahoma City, Oklahoma
2. Flintco, LLC, Oklahoma City, Oklahoma
3. Manhattan Construction Company, Oklahoma City, Oklahoma
4. Timberlake Construction Company, Oklahoma City, Oklahoma

RUPEL J. JONES THEATRE RENOVATION AND MUSIC PRACTICE WING  
 RENOVATION AND ADDITION  
 CONSTRUCTION MANAGEMENT FIRM EVALUATION SUMMARY

	Nabholz Construction Company Okla. City	Flintco, LLC Okla. City	Manhattan Construction Company Okla. City	Timberlake Construction Company Okla. City
Experience with Similar Projects	126	117	117	89
Quality of Pre-Construction Services	88	80	82	74
Quality of Construction Phase Services	172	160	156	140
Resources of the Firm	43	37	37	32
Total Points	<u>429</u>	<u>394</u>	<u>392</u>	<u>335</u>

Funding for the projects has been identified, is available and budgeted from private donations and general revenue bonds.

\*President Boren recommended the Board of Regents:

- I. Approve the Reynolds Performing Arts Center Crawford Music Practice Wing Improvements and Addition project, and approve addition of the project to the Campus Master Plan of Capital Improvement Projects for the Norman Campus;
- II. Rank in the order presented below firms under consideration to provide at-risk construction management services for the Fine Arts Center Rupel J. Jones Theatre Renovation and the Reynolds Performing Arts Center Crawford Music Practice Wing Improvements and Addition projects;

---

\* See motion on page 33924.

- III. Authorize the University administration to negotiate the terms of construction management services agreements starting with the highest-ranked firm;
- IV. Authorize the President or his designee to execute the Agreements for At-Risk Construction Management Services;
- V. Authorize the University administration to negotiate a guaranteed maximum price for construction for each project, to be presented to the Board for formal approval as required; and
- VI. Recognize and acknowledge that the University may incur certain costs relative to the above projects prior to receipt of bond proceeds and, to the extent the University utilizes currently available funds for said costs, it is intended that bond proceeds will be utilized to reimburse those outlays.

## **NETWORK INFRASTRUCTURE REFRESH FOR THE NATIONAL WEATHER CENTER – NC**

### **I. AWARD A CONTRACT:**

The Information Technology Department (IT) provides the network infrastructure critical to the National Weather Center in support of its academic, operational, and research missions. This network infrastructure supports all or part of six National Oceanic and Atmospheric Administration (NOAA) Weather Partner organizations, as well as eight University departments and research facilities. The existing network is in its eighth year of operation and at the end of its service life and in need of replacement to ensure network availability and reliability for all critical facility operations.

The proposed network refresh includes cabling and wireless network upgrades, security controls and installation of new equipment with greater capacity, redundancy, and utility for the current datacenters and offices in the Weather Center. The refresh adds 10 gigabit Ethernet to support both the University Partners Data Center and the NOAA Partners Data Center for current and future growth of bandwidth-intensive applications including real-time imaging of weather events and voice and video in the Hazardous Weather Testbed, greatly enhancing support of future requirements for the academic and research missions.

Chickasaw Telecom, Inc., of Oklahoma City was awarded the contract based on a competitive solicitation, performed by the State of Oklahoma, which is in keeping with the Board of Regents Policies and Procedures with regard to competition relative to the acquisition of products and services.

### **II. AND III. MASTER LEASE-PURCHASE PROGRAM**

The Oklahoma State Regents for Higher Education (OSRHE) implemented the Master Lease-Purchase program to facilitate for Oklahoma colleges and universities acquisitions of long-lived assets using the lease-purchase method. OSRHE submits funding requirements periodically through the State of Oklahoma Council of Bond Oversight and the Oklahoma Development Finance Authority, the conduit financing agency. Institutions fund the resulting debt service using current operating funds. The consolidation of multiple funding requests into a single debt issuance by the OSRHE greatly reduces the time and effort that would otherwise be required for an institution to finance the acquisition of a major capital asset. A Reimbursement Resolution by the Board is required in the event-because of timing-University funds must be used for the original acquisition, and reimbursement is needed from the lease proceeds. This Resolution constitutes a declaration of official intent as is required by the reimbursement regulations set forth in Regulation Section 1.150-2 of the Internal Revenue Code.

Funding has been identified, is available, and budgeted within the operating budgets of Information Technology Department and Real Estate Operations.

\*President Boren recommended the Board of Regents:

- I. Authorize the President or his designee to issue a purchase order in the amount of \$1,882,746, to Chickasaw Telecom, Inc., of Oklahoma City, available through a state contract, for network refresh equipment for the National Weather Center;
- II. Authorize the President or his designee to submit the above acquisition for inclusion under the Oklahoma State Regents for Higher Education Master Lease-Purchase Program; and
- III. Recognize and acknowledge that the University may fund certain costs of the above project prior to delivery of purchase proceeds from its own funds and, to the extent the University utilizes its own funds for said purposes, it is intended that proceeds of the Master Lease-Purchase Program will be utilized to reimburse the University.

#### **POST-SEASON CONTEST – NC**

Arrangements necessary for the University's participation in a bowl game must be made prior to the next Regents' meeting; therefore, it is necessary to seek authorization for the President, the Athletic Director, or their designee to award purchase orders and sign contracts associated with the University's participation in a bowl game. Provisions outlined in Regents' policies regarding post-season athletic contests will be followed. Additionally, an agreement with the University of Oklahoma Foundation to advance bowl related expenses is required to facilitate the contracts, purchase orders and arrangements necessary for the University's participation in a post season bowl game.

\*President Boren recommended the Board of Regents:

- I. Authorize the President, the Athletic Director, or their designee to award purchase orders and sign contracts associated with The University of Oklahoma's participation in a post-season bowl game; and
- II. Authorize the President, the Athletic Director, or their designee to negotiate an agreement with The University of Oklahoma Foundation to advance bowl related expenses as required.

#### **DEFINED CONTRIBUTIONS FOR EMPLOYEES UNDER THE AGE OF 28 – ALL**

It is requested that the University's Defined Contribution plan be amended to allow employees under the age of 28 years, and with less than three years of service to receive the 9% monthly contribution that all employees over the age of 28 currently receive. Furthermore, it is proposed that this amendment be made prospectively, beginning January 1, 2014, with no retro-contributions. The three year vesting period will remain unchanged.

---

\* See motion on page 33924.



Historically, contributions were not allowable in for this age group until they attained three years' service. Based on benchmarking data, it is clear that other institutions of higher education and industry have eliminated minimum age requirements. This provision has also become a recruiting issue in recent years as the workforce has become more transient.

The anticipated cost is broken down below and will be funded through the fringe benefits accounts.

Campus	Number of Employees	9% DCP Cost
Norman	179	\$392,800
HSC	322	\$765,500
Total	501	\$1,158,300

\*President Boren recommended the Board of Regents approve an amendment to the Defined Contribution Plan.

### **ACQUISITION AND SALE OF PROPERTY – NC**

The University administration recommends that it be authorized to pursue acquisition of the property listed below located in the mid-block of Page Street. The location of the property is contiguous with other OU property, which makes this a strategic and desirable acquisition for the University. A map of the location is attached hereto as Exhibit N.

The University has a contract for purchase contingent upon approval by the Board of Regents. The purchase price is supported by an independent third party appraisal, and the proposed acquisition complies with Regents' policy. Both the purchase contract and appraisal are on file in the Board of Regents Office.

Funding has been identified, is available and budgeted from Real Estate Operations resources.

\*President Boren recommended the Board of Regents authorize the University administration to acquire property located at 111 Page Street.

### **ACADEMIC PERSONNEL ACTIONS – NC & HSC**

#### Health Sciences Center:

#### LEAVE(S) OF ABSENCE:

Clopton, Marian Megan, Clinical Instructor in Dermatology, medical leave of absence with pay, August 14, 2013 through November 11, 2013; return from leave of absence with full pay, November 11, 2013.

Goree, Allison L., Clinical Instructor in Surgery, medical leave of absence with pay, November 4, 2013 through March 3, 2014.

Marin, Monica T., Clinical Instructor in Pediatrics, medical leave of absence without pay, October 7, 2013 through January 2, 2014.

---

\* See motion on page 33924.

Wadley, Heather Hennigan, Instructor in Dermatology, return from leave of absence with full pay, October 29, 2013.

NEW APPOINTMENT(S):

Bard, Mackey Elizabeth Altshuler, Ph.D., Assistant Professor of Pediatrics, annualized rate of \$70,000 for 12 months (\$5,833.33 per month), September 1, 2013 through June 30, 2014. New consecutive term appointment. Changing from Fellow to Faculty.

Bengtson, Jason A., Assistant Professor of Health Sciences Library and Information Management, annualized rate of \$60,000 for 12 months (\$5,000.00 per month), November 18, 2013 through June 30, 2014. New consecutive term appointment

Benson, Paul A., M.D., Associate Professor of Pediatrics, Tulsa, and The George Kaiser Family Foundation Chair in Pediatrics, annualized rate of \$80,000 for 12 months (\$6,666.67 per month), September 30, 2013 through June 30, 2014. New consecutive term appointment.

Calame, Colette Suzanne, Clinical Instructor in Surgery, annualized rate of \$60,000 for 12 months (\$5,000.00 per month), October 31, 2013 through June 30, 2014.

Chan, Chi Bun, Ph.D., Assistant Professor of Physiology, annualized rate of \$95,000 for 12 months (\$7,916.67 per month), December 1, 2013 through June 30, 2014. New tenure track appointment. Tenurable base \$66,500; departmental salary \$28,500.

Chung, Jun, Ph.D., Associate Professor of Physiology, annualized rate of \$120,000 for 12 months (\$10,000.00 per month), December 1, 2013 through June 30, 2014. New tenure track appointment.

Freeman, Willard Morgan, Ph.D., Associate Professor of Physiology, The Donald W. Reynolds Chair of Aging Research, and Adjunct Associate Professor of Geriatrics, annualized rate of \$160,000 for 12 months (\$13,333.34 per month), December 1, 2013 through June 30, 2014. New tenure track appointment. Tenurable base \$90,000; departmental salary \$70,000.

Hudson, Katie Mae, Ph.D., Instructor in Cell Biology, annualized rate of \$60,000 for 12 months (\$5,000.00 per month), December 1, 2013 through June 30, 2014. Changing from Fellow to Faculty.

McNish, Gayle Allison, Ed.D., Clinical Assistant Professor of Nursing, annualized rate of \$22,000 for 12 months (\$1,833.33 per month), 0.30 time, November 1, 2013 through June 30, 2014.

Patel, Geeta Krishnakant, D.O., Assistant Professor of Dermatology, annualized rate of \$70,000 for 12 months (\$5,833.33 per month), October 9, 2013 through June 30, 2014. New consecutive term appointment.

Richardson, Arlan G., Ph.D., Professor of Research, Department of Geriatrics, annualized rate of \$60,000 for 12 months (\$5,000.00 per month), January 1, 2014 through June 30, 2014.

Rooms, Laura, M.D., Clinical Assistant Professor of Pediatrics, annualized rate of \$65,000 for 12 months (\$5,416.67 per month), October 14, 2013 through June 30, 2014.

Travis, Stephen Ralph, D.V.M., M.D., Clinical Assistant Professor of Medicine and Clinical Assistant Professor of Pediatrics, annualized rate of \$60,000 for 12 months (\$5,000.00 per month), November 4, 2013 through June 30, 2014.

Wickersham, Elizabeth A., M.D., Assistant Professor of Family and Preventive Medicine, annualized rate of \$90,000 for 12 months (\$7,500.00 per month), November 27, 2013 through June 30, 2014. New consecutive term appointment.

Wilsie, Carisa Carol, Ph.D., Assistant Professor of Pediatrics, annualized rate of \$70,000 for 12 months (\$5,833.33 per month), November 1, 2013 through June 30, 2014. New consecutive term appointment. Changing from Fellow to Faculty.

#### CHANGE(S):

Abu-Fadel, Mazen Salim, Associate Professor of Medicine, salary changed from annualized rate of \$330,000 for 12 months (\$27,583.33 per month) to annualized rate of \$65,000 for 12 months (\$5,416.67 per month), October 1, 2013 through June 30, 2014. University base \$65,000.

Alleman, Anthony, Associate Professor of Radiological Sciences, title changed from Interim Chair to Chair of Radiological Sciences; given additional title The Bob G. Eaton Chair in Radiological Sciences, salary changed from annualized rate of \$80,000 for 12 months (\$6,666.67 per month) to annualized rate of \$240,000 for 12 months (\$20,000.00 per month), October 25, 2013 through June 30, 2014. Includes an administrative supplement of \$120,000 while serving as Chair of Radiological Sciences. University base \$120,000. Correction to previous action approved by the Board of Regents on October 23, 2013.

Conner, Keri Suzanne, Assistant Professor of Radiological Sciences, given additional title Section Chief of Radiological Sciences, November 1, 2013.

Jackman, Warren M., George Lynn Cross Research Professor Emeritus, Department of Medicine, salary changed from annualized rate of \$277,264 for 12 months (\$23,105.36 per month) to annualized rate of \$212,689 for 12 months (\$17,724.10 per month), October 28, 2013 through June 30, 2014.

Jeffries, Lynn M., title changed from Adjunct Assistant Professor to Associate Professor of Rehabilitation Sciences, annualized rate of \$80,000 for 12 months (\$6,666.67 per month), November 1, 2013 through June 30, 2014. New tenure track appointment.

Jelley, Martina J., Clinical Associate Professor of Internal Medicine, Tulsa, given additional title Interim Chair of Internal Medicine, Tulsa, November 1, 2013.

Jennings, William C., Professor and Vice Chair of Surgery, Tulsa, and The Mary Louise Todd Chair in Cardiovascular Research, salary changed from annualized rate of \$80,575 for 12 months (\$6,714.58 per month) to annualized rate of \$177,675 for 12 months (\$14,806.25 per month), July 1, 2013 through June 30, 2014. Correction to FY14 Budget. Departmental input error.

Johnson, Ann Mackie, Clinical Instructor in Operative Dentistry, given additional title Group Practice Director, College of Dentistry, salary changed from annualized rate of \$66,400 for 12 months (\$5,533.33 per month) to annualized rate of \$76,400 for 12 months (\$6,366.67 per month), October 1, 2013 through June 30, 2014. Includes an administrative supplement of 10,000 while serving as Group Practice Director G, College of Dentistry. University base \$66,400.

Kadioglu, Onur, Assistant Professor of Orthodontics and The Graduate Alumni Chair in Orthodontics, given additional title Program Director, Graduate Orthodontics, College of Dentistry, July 1, 2012. Correction to internal record.

Karamichos, Dimitrios, Assistant Professor of Ophthalmology, given additional title Adjunct Assistant Professor of Cell Biology, October 1, 2013.

Mandal, Nawajes, Assistant Professor of Ophthalmology and Adjunct Assistant Professor of Research, Department of Physiology, given additional title Adjunct Assistant Professor of Cell Biology, October 1, 2013.

Marfurt, Stephanie, Assistant Professor of Nursing, salary changed from annualized rate of \$63,648 for 10 months (\$6,364.80 per month) to annualized rate of \$76,378 for 12 months (\$6,364.80 per month), January 1, 2014 through June 30, 2014.

Moore, William E., Associate Professor of Research, Department of Biostatistics and Epidemiology, salary changed from \$61,342 for 12 months (\$5,111.81 per month), 0.80 time, to annualized rate of \$65,176 for 12 months (\$5,431.29 per month), 0.85 time, October 1, 2013 through June 30, 2014. Change in FTE.

Ng, Yu-tze, Associate Professor of Neurology, title The Presbyterian Health Foundation Chair in Child Neurology deleted; salary changed from annualized rate of \$140,000 for 12 months (\$11,666.67 per month) to annualized rate of \$90,000 for 12 months (\$7,500.00 per month), December 1, 2013 through June 30, 2014.

Pippin, Jane A., Associate Professor of Dental Hygiene and Clinical Associate Professor of Periodontics, title Associate Dean, Graduate College, deleted; given additional title Assistant Vice Provost for Academic Affairs, salary changed from annualized rate of \$103,663 for 12 months (\$8,638.58 per month) to annualized rate of \$115,000 for 12 months (\$9,583.33 per month), January 1, 2014 through June 30, 2014.

Schmidt, Susan R., title changed from Clinical Associate Professor to Associate Professor of Pediatrics, retains title Adjunct Clinical Associate Professor of Psychiatry and Behavioral Sciences, salary changed from annualized rate of \$82,351 for 12 months (\$6,862.56 per month) to annualized rate of \$86,000 for 12 months (\$7,166.67 per month), November 1, 2013 through June 30, 2014.

Shay, Christina M., Assistant Professor of Biostatistics and Epidemiology, given additional title Adjunct Assistant Professor of Orthodontics, October 1, 2013.

Taubman, Kevin Edward, Assistant Professor of Surgery, Tulsa, salary changed from annualized rate of \$70,000 for 12 months (\$5,833.33 per month) to annualized rate of \$125,000 for 12 months (\$10,416.67 per month), July 1, 2013 through June 30, 2014. Correction to FY14 Budget. Departmental input error.

Thai, Theresa Chen, Assistant Professor of Radiological Sciences, given additional title Vice Chair of Radiological Sciences, November 1, 2013.

Tomasek, James J., David Ross Boyd Professor of Cell Biology and Dean, Graduate College; given additional title Vice President for Research, Office of Research Administration, salary changed from annualized rate of \$195,180 for 12 months (\$16,265.02 per month) to annualized rate of \$275,000 for 12 months (\$22,916.67 per month), January 1, 2014 through June 30, 2014. Executive Officer. Tenured base \$99,400.

#### RESIGNATION(S) AND/OR TERMINATION(S):

Cantrell, Christina Marie, Clinical Assistant Professor of Pediatrics and Adjunct Clinical Assistant Professor of Psychiatry and Behavioral Sciences, November 1, 2013.

Panza, Jeanne, Associate Professor of Oral Diagnosis and Radiology, December 16, 2013. Accepted position at the University of Texas Health Sciences Center, School of Dentistry, in Houston.

Richardson, Sandra Marie, Assistant Professor of Nutritional Sciences, November 1, 2013.

## RETIREMENT(S):

Iandolo, John J., Vice President for Research and Professor of Microbiology and Immunology, December 31, 2013.

Norman Campus:

## LEAVE(S) OF ABSENCE:

Dawson II, Daniel T., Research Scientist, Center for Analysis and Prediction of Storms, leave of absence without pay, January 1, 2014. NSF Fellowship.

Thulasiraman, Krishnaiya, Professor of Computer Science and Hitachi Chair in Computer Science, return from family and medical leave of absence, November 12, 2013.

Wagner, Irvin L., Regents' Professor and David Ross Boyd Professor of Music and Assistant Director/Coordinator of Graduate Studies, postpone sabbatical leave of absence with full pay, January 1, 2014 through May 15, 2014.

Watson, Mary Jo, Regents' Professor of Art and Art History, Curator of American Indian Art and Professor of Women's and Gender Studies, family and medical leave of absence, August 19, 2013.

Sabbatical Leave of Absence – Spring Semester 2014 (with full pay)

Boeck, David L., Associate Professor of Architecture, sabbatical leave of absence with full pay, January 1, 2014 through May 15, 2014. Will collect research data in Australia with a team of experts in the field of age-based design. Will use the data to develop papers for professional publication and as a basis for more specialized research and teaching upon return to OU. Work will take place at the University of New South Wales in Sidney, Australia. Faculty appointment: 08/16/06. No previous leaves taken. Teaching load covered by current faculty.

## NEW APPOINTMENT(S):

Bourne, Christina R., Ph.D., Assistant Professor of Chemistry and Biochemistry, annualized rate of \$80,000 for 9 months (\$8,888.89 per month), January 1, 2014 through May 15, 2014. New tenure-track faculty.

Bowman, John P., J.D., Adjunct Professor of Law, rate of \$6,000 for 4.5 months (\$1,333.33 per month), 0.16 time, January 1, 2014 through May 15, 2014.

Ferrell, Shannon L., J.D., Adjunct Professor of Law, rate of \$12,000 for 4.5 months (\$2,666.67 per month), 0.33 time, January 1, 2014 through May 15, 2014.

Hagy, James B., J.D., Adjunct Professor of Law, rate of \$6,000 for 4.5 months (\$1,333.33 per month), 0.16 time, January 1, 2014 through May 15, 2014.

Hampton, James, J.D., Adjunct Professor of Law, rate of \$6,000 for 4.5 months (\$1,333.33 per month), 0.17 time, January 1, 2014 through May 15, 2014.

Johnson, Phillip W., J.D., Adjunct Professor of Law, rate of \$6,000 for 4.5 months (\$1,333.33 per month), 0.16 time, January 1, 2014 through May 15, 2014.

Weiss, Richard H., Visiting Instructor of Journalism and Mass Communication, rate of \$50,000 for 4.5 months (\$11,111.11 per month), January 1, 2014 through May 15, 2014.

## REAPPOINTMENT(S):

Arlota, Carolina S. C., reappointed as Adjunct Instructor of Law, rate of \$9,000 for 4.5 months (\$2,000.00 per month), 0.25 time, January 1, 2014 through May 15, 2014.

Baca, Alvaro E., reappointed as Adjunct Lecturer of Law, rate of \$15,000 for 4.5 months (\$3,333.33 per month), 0.25 time, January 1, 2014 through May 15, 2014.

Cook, Rodney L., reappointed as Adjunct Lecturer of Law, rate of \$6,000 for 4.5 months (\$1,333.33 per month), 0.17 time, January 1, 2014 through May 15, 2014.

Greetham, Stephen H., reappointed as Adjunct Lecturer of Law, rate of \$6,000 for 4.5 months (\$1,333.33 per month), 0.17 time, January 1, 2014 through May 15, 2014.

Kane, Matthew C., reappointed as Adjunct Lecturer of Law, rate of \$6,000 for 4.5 months (\$1,333.33 per month), 0.17 time, January 1, 2014 through May 15, 2014.

McNichols, William J., reappointed as Professor Emeritus of Law, rate of \$10,000 for 4.5 months (\$2,222.22 per month), 0.17 time, January 1, 2014 through May 15, 2014.

Miller, Frederick H., reappointed as Professor Emeritus of Law, rate of \$15,000 for 4.5 months (\$3,333.33 per month), 0.25 time, January 1, 2014 through May 15, 2014.

Mintler, Catherine R., reappointed to a five-year renewable term as Lecturer of Expository Writing Program, annualized rate of \$41,800 for 9 months (\$4,644.44 per month), August 16, 2013 through May 15, 2018.

Pitchlynn, Gary S., reappointed as Adjunct Lecturer of Law, rate of \$6,000 for 4.5 months (\$1,333.33 per month), 0.17 time, January 1, 2014 through May 15, 2014.

Roberts, Mary Ann, reappointed as Adjunct Professor of Law, rate of \$9,000 for 4.5 months (\$2,000.00 per month), 0.25 time, January 1, 2014 through May 15, 2014.

Shaiman, Jennifer M., reappointed to a one-year renewable term as Lecturer of Expository Writing Program, annualized rate of \$41,850 for 9 months (\$4,650.00 per month), August 16, 2013 through May 15, 2014.

Smith, Barbara A., reappointed as Adjunct Lecturer of Law, rate of \$6,000 for 4.5 months (\$1,333.33 per month), 0.17 time, January 1, 2014 through May 15, 2014.

Travis, Rex K., reappointed as Adjunct Lecturer of Law, rate of \$6,000 for 4.5 months (\$1,333.33 per month), 0.17 time, January 1, 2014 through May 15, 2014.

## CHANGE(S):

Adams, Curt, Associate Professor of Educational Leadership and Policy Studies at Tulsa, annualized rate of \$63,922 for 9 months (\$7,102.44 per month), additional stipend of \$3,700 for increased teaching duties in the Department of Educational Leadership and Policy Studies at Tulsa, August 16, 2013 through December 31, 2013.

Antell, Karen E., Associate Professor of Bibliography, University Libraries, title changed from Head of Reference and Outreach Services to Head of Outreach and Special Initiatives, salary remains at annualized rate of \$60,499 for 12 months (\$5,041.58 per month), December 1, 2013.

Antonio, John K., Professor of Computer Science and Director of Institute for Oklahoma Technology Application, given additional title Associate Dean of College of Engineering and Williams Professor of Engineering, salary changed from annualized rate of \$132,451 for 9 months (\$14,716.80 per month) to annualized rate of \$196,602 for 12 months (\$16,38.47 per month), January 1, 2014. Changing from 9-month faculty to 12-month academic administrator.

Armer, Christine B., Instructor of Anthropology, annualized rate of \$33,500 for 9 months (\$3,722.22 per month), additional stipend of \$4,200 for increased teaching duties in the Department of Anthropology, January 1, 2014 through May 15, 2014.

Avery, Jim, Professor of Journalism and Mass Communication and Gaylord Family Professor #3, annualized rate of \$105,145 for 9 months (\$11,682.80 per month), additional stipend of \$4,500 for increased teaching duties in the Gaylord College of Journalism and Mass Communication, January 1, 2014 through May 15, 2014.

Beard, Fred K., Professor of Journalism and Mass Communication, annualized rate of \$94,483 for 9 months (\$10,498.16 per month), additional stipend of \$9,448 for serving as Vice-Chair of Institutional Review Board #1, January 1, 2014 through June 30, 2014.

Beck, Travis W., Associate Professor of Health and Exercise Science, annualized rate of \$62,500 for 9 months (\$6,944.44 per month), additional stipend of \$4,800 for increased teaching duties in the Department of Health and Exercise Science, January 1, 2014 through May 15, 2014.

Burns, Thomas J., Professor of Sociology, annualized rate of \$97,897 for 9 months (\$10,877.47 per month), additional stipend of \$5,100 for increased teaching duties in the Department of Sociology, January 1, 2014 through May 15, 2014.

Byers, Lisa G., Associate Professor of Social Work at Tulsa, annualized rate of \$64,586 for 9 months (\$7,176.22 per month), additional stipend of \$4,800 for increased teaching duties in the Anne and Henry Zarrow School of Social Work at Tulsa, January 1, 2014 through May 15, 2014.

Carvallo, Mauricio R., Associate Professor of Psychology, annualized rate of \$67,949 for 9 months (\$7,549.89 per month), additional stipend of \$5,000 for increased teaching duties in the Department of Psychology, January 1, 2014 through May 15, 2014.

Chapple, Constance, Associate Professor of Sociology and Adjunct Associate Professor of Women's and Gender Studies, annualized rate of \$66,000 for 9 months (\$7,333.33 per month), additional stipend of \$4,800 for increased teaching duties in the Department of Sociology, January 1, 2014 through May 15, 2014.

Chidambaram, Lakshmanan, Professor and Director of the Division of Management Information Systems and W. P. Woods Professor of Management Information Systems, salary changed from annualized rate of \$248,597 for 12 months (\$20,716.42 per month) to annualized rate of \$249,709 for 12 months (\$20,809.08 per month), July 1, 2013. College compression increase.

Croft, Janet B., Associate Professor of Bibliography, University Libraries, title changed from Head of Access Services to Head of Access and Delivery Services, salary remains at annualized rate of \$67,050 for 12 months (\$5,587.50 per month), December 1, 2013.

Diaz, Maria-Elena, Assistant Professor of Sociology, annualized rate of \$58,710 for 9 months (\$6,523.33 per month), additional stipend of \$4,500 for increased teaching duties in the Department of Sociology, January 1, 2014 through May 15, 2014.

Edwards, Beverly J., Associate Professor of Educational Leadership and Policy Studies at Tulsa, annualized rate of \$75,748 for 9 months (\$8,416.47 per month), additional stipend of \$3,700 for increased teaching duties in the Department of Educational Leadership and Policy Studies at Tulsa, August 16, 2013 through December 31, 2013.

Ellis, Matthew E., Associate Professor of Drama, salary changed from annualized rate of \$48,769 for 9 months (\$5,418.83 per month) to annualized rate of \$50,000 for 9 months (\$5,555.56 per month), August 16, 2013. Minimum faculty salary.

Fischer, Kenneth A., Instructor of Journalism and Mass Communication, annualized rate of \$57,352 for 9 months (\$6,372.47 per month), additional stipend of \$4,500 for increased teaching duties in the Gaylord College of Journalism and Mass Communication, January 1, 2014 through May 15, 2014.

Foster, Charles E., Instructor of Anthropology, annualized rate of \$34,537 for 9 months (\$3,837.40 per month), additional stipend of \$4,200 for increased teaching duties in the Department of Anthropology, January 1, 2014 through May 15, 2014.

Franklin, Aimee L., Associate Professor of Political Science and Sam K. Viersen Family Foundation Presidential Professor, annualized rate of \$91,501 for 9 months (\$10,166.78 per month), additional stipend of \$15,250 for serving as Chair of Institutional Review Board #1, January 1, 2014 through June 30, 2014.

Ghosh, Dipankar, Professor of Accounting, Executive Director of Business Energy Solutions Center, David C. Steed Chair in Accounting and John E. Mertes Jr. Presidential Professor, salary changed from annualized rate of \$180,000 for 9 months (\$20,000.00 per month) to annualized rate of \$220,000 for 9 months (\$24,444.44 per month), January 1, 2014. Merit increase.

Hackney, Jennifer K., Assistant Professor of Sociology, annualized rate of \$53,500 for 9 months (\$5,944.44 per month), additional stipend of \$4,500 for increased teaching duties in the Department of Sociology, January 1, 2014 through May 15, 2014.

Havig, Kirsten, Assistant Professor of Social Work at Tulsa and Adjunct Assistant Professor of Women's and Gender Studies, annualized rate of \$57,000 for 9 months (\$6,333.33 per month), additional stipend of \$4,500 for increased teaching duties in the Anne and Henry Zarrow School of Social Work at Tulsa, January 1, 2014 through May 15, 2014.

Helton, Taiwagi, Professor of Law, annualized rate of \$119,104 for 9 months (\$13,233.78 per month), additional stipend of \$9,000 for increased teaching duties in the College of Law, January 1, 2014 through May 15, 2014.

Kimball, Charles A., Professor and Director of Religious Studies Program and President's Associates Presidential Professor, annualized rate of \$180,250 for 12 months (\$15,020.83 per month), additional stipend of \$5,100 for increased teaching duties in the Religious Studies Program, January 1, 2014 through May 15, 2014.

Krutz, Glen S., Professor of Political Science, Associate Director of the Carl Albert Congressional Research and Studies Center, extend title of Faculty Fellow for the Office of the Senior Vice President and Provost, salary changed from annualized rate of \$133,536 for 12 months (\$11,127.98 per month) to annualized rate of \$180,000 for 12 months (\$15,000.00 per month), January 1, 2014. Split appointment .50 FTE in Carl Albert Center and .50 FTE in Senior VP & Provost Office.

Maiden, Jeffrey, Professor of Educational Leadership and Policy Studies, annualized rate of \$72,079 for 9 months (\$8,008.77 per month), additional stipend of \$8,000 for increased teaching duties in the Department of Educational Leadership and Policy Studies at Tulsa, August 16, 2013 through December 31, 2013.



Marchand, Maria C., Instructor of Modern Languages, Literatures, and Linguistics, annualized rate of \$43,260 for 9 months (\$4,806.67 per month), additional stipend of \$8,400 for increased teaching duties in the Department of Modern Languages, Literatures, and Linguistics, August 16, 2013 through December 31, 2013.

Mayeux, Lara, Associate Professor of Psychology, annualized rate of \$64,082 for 9 months (\$7,120.22 per month), additional stipend of \$6,408 for serving as Vice Chair of Institutional Review Board #2, January 1, 2014 through June 30, 2014.

Pepper, Amelia S., Assistant Professor of Law, annualized rate of \$80,834 for 12 months (\$6,736.17 per month), additional stipend of \$6,000 for increased teaching duties in the College of Law, August 16, 2013 through May 15, 2014.

Pulat, Pakize S., Senior Associate Dean of College of Engineering, Professor of Industrial and Systems Engineering and Howard and Suzanne Kauffmann Chair in Engineering, given additional title Faculty Fellow for the Office of the Senior Vice President and Provost, salary remains annualized rate of \$220,000 for 12 months (\$18,333.33 per month), January 1, 2014. Split appointment .50 FTE in Engineering and .50 FTE in Senior VP & Provost Office.

Razook Jr., Nim M., David Ross Boyd Professor of Legal Studies, Associate Dean of Undergraduate Programs, Robert M. Zinke Chair in Energy Management, and Director of Energy Management Program, salary changed from annualized rate of \$181,194 for 12 months (\$15,099.52 per month) to annualized rate of \$191,376 for 12 months (\$15,948 per month), July 1, 2013. College compression increase.

Richter-Addo, George B., Professor and Chair of Department of Chemistry and Biochemistry and President's Associates Presidential Professor, annualized rate of \$170,286 for 12 months (\$14,190.50 per month), additional stipend of \$12,000 for serving as Senior Mentor to junior faculty member, July 1, 2013 through November 30, 2013.

Robertson, Lindsay G., Professor of Law, Judge Haskell A. Holloman Professor of Law and Sam K. Viersen Jr. Presidential Professor, annualized rate of \$150,600 for 9 months (\$16,733.33 per month), additional stipend of \$9,000 for increased teaching duties in the College of Law, January 1, 2014 through May 15, 2014.

Ruck, Jonathan C., Associate Professor of Music, salary changed from annualized rate of \$50,000 for 9 months (\$5,555.56 per month) to annualized rate of \$51,000 for 9 months (\$5,666.67 per month), August 16, 2013. Retention increase.

Sealy, Leroy J., Instructor of Anthropology, annualized rate of \$33,102 for 9 months (\$3,677.97 per month), additional stipend of \$4,200 for increased teaching duties in the Department of Anthropology, January 1, 2014 through May 15, 2014.

Sharfman, Mark P., Professor and Director of Division of Management and Entrepreneurship and Puterbaugh Chair in American Enterprise, salary changed from annualized rate of \$189,488 for 12 months (\$15,790.67 per month) to annualized rate of \$191,710 for 12 months (\$15,975.83 per month), July 1, 2013. College compression increase.

Sharp, Susan F., David Ross Boyd Professor of Sociology and L.J. Semrod Presidential Professor, annualized rate of \$112,841 for 9 months (\$12,537.89 per month), additional stipend of \$5,100 for increased teaching duties in the Department of Sociology, January 1, 2014 through May 15, 2014.

St. John, Craig A., Professor and Chair of the Department of Sociology, annualized rate of \$145,078 for 12 months (\$12,089.83 per month), additional stipend of \$5,100 for increased teaching duties in the Department of Sociology, January 1, 2014 through May 15, 2014.

Walker-Esbaugh, Cheryl A., Instructor of Classics and Letters, annualized rate of \$49,778 for 9 months (\$5,530.94 per month), additional stipend of \$4,200 for increased teaching duties in the Department of Classics and Letters, January 1, 2014 through May 15, 2014.

Yoon, Doyle, Associate Professor of Journalism and Mass Communication, annualized rate of \$66,200 for 9 months (\$7,355.56 per month), additional stipend of \$1,500 for increased teaching duties in the Gaylord College of Journalism and Mass Communication, January 1 2014 through April 30, 2014.

#### RESIGNATION(S)/TERMINATION(S):

Canoy, Jose R., Associate Professor of History, October 1, 2013. Moving to Germany.

Tate, Leland B., Instructor of Petroleum and Geological Engineering, October 22, 2013.

Yi, Jun, Research Assistant Professor of Chemistry and Biochemistry, August 15, 2013. Accepted a position in China.

#### RETIREMENT(S):

Spigner-Littles, Dorscine S., Professor and Assistant Chair of the Department of Human Relations, January 1, 2014. Named Professor Emeritus of Human Relations.

\*President Boren recommended the Board of Regents approve the academic personnel actions shown above.

#### DEATH(S):

President Boren regretted to report the following death(s):

Kamoche, Jidolph G., Professor Emeritus of History, October 31, 2013.

### **ADMINISTRATIVE AND PROFESSIONAL PERSONNEL ACTIONS – NC & HSC**

#### Health Sciences Center:

#### APPOINTMENT(S):

Do, Ngoc-Diep, Physician Assistant II, Stephenson Cancer Center, College of Medicine, annualized rate of \$100,000 for 12 months (\$8,333.33 per month), November 12, 2013. Professional Nonfaculty.

Geurts, Carrie D., Nurse Practitioner, Pediatrics, College of Medicine, annualized rate of \$77,000 for 12 months (\$6,416.67 per month), November 4, 2013. Professional Nonfaculty.

---

\* See motion on page 33924.

## REAPPOINTMENT(S):

Hall, Melissa L., Genetics Counselor, Pediatrics, College of Medicine, annualized rate of \$67,098 for 12 months (\$5,591.50 per month), November 15, 2013. Professional Nonfaculty.

Turmelle, Claire Victoria, Assistant Marketing Director, Stephenson Cancer Center, College of Medicine, annualized rate of \$69,610 for 12 months (\$5,800.83 per month), November 15, 2013. Professional Nonfaculty.

## CHANGE(S):

Albertson Jr., James Stephen, title changed from Acting Chief of Campus Police & Safety, Campus Police, Administration & Finance, to Chief of Campus Police & Safety, Campus Police, Administration & Finance, salary changed from an annualized rate of \$68,640 for 12 months (\$5,720.00 per month) to an annualized rate of \$90,000 for 12 months (\$7,500.00 per month), January 1, 2014. Administrative Officer. Promotion.

Clay, Peggy Lee, Associate General Counsel, Legal Counsel, Provost, salary changed from an annualized rate of \$171,360 for 12 months (\$14,280.00 per month) to an annualized rate of \$178,360 for 12 months (\$14,863.34 per month), October 1, 2013. Administrative Officer. Retention.

Dolan, G.T. James, title changed from Staff Nuclear Pharmacist, Nuclear Pharmacy, College of Pharmacy, to Nuclear Pharmacy Manager, Nuclear Pharmacy, College of Pharmacy, salary changed from an annualized rate of \$104,600 for 12 months (\$8,716.67 per month) to an annualized rate of \$110,000 for 12 months (\$9,166.67 per month), October 1, 2013. Managerial Staff. Promotion.

Driskill, Dana Lynn, Clinic Nurse Manager, Cancer Center Clinical Services, College of Medicine, salary changed from an annualized rate of \$82,915 for 12 months (\$6,909.58 per month) to an annualized rate of \$82,810 for 12 months (\$6,900.83 per month), November 1, 2013. Managerial Staff. Budget salary correction.

Leonard, Lance A., title changed from Business Manager, Harold Hamm Diabetes Center, College of Medicine, to Clinical Department Business Administrator, Harold Hamm Diabetes Center, College of Medicine, salary changed from an annualized rate of \$86,152 for 12 months (\$7,179.33 per month) to an annualized rate of \$107,655 for 12 months (\$8,971.25 per month), January 1, 2014. Administrative Staff. Promotion.

Malek, Adam, title changed from Assistant Director of Nuclear Pharmacy, Nuclear Pharmacy, College of Pharmacy, to Staff Nuclear Pharmacist, Nuclear Pharmacy, College of Pharmacy, October 1, 2013. Professional Nonfaculty. Title change.

Olson, Christine C., title changed from Diabetes Educator, OU Physicians Faculty Clinics, College of Medicine, to Senior Diabetes Educator, OU Physicians Faculty Clinics, College of Medicine, October 1, 2013. Professional Nonfaculty. Promotion.

Sawyer, Patricia Ann, Staff Attorney, Legal Counsel, Provost, salary changed from an annualized rate of \$57,000 for 12 months (\$4,750.00 per month) to an annualized rate of \$62,000 for 12 months (\$5,166.67 per month), October 1, 2013. Professional Nonfaculty. Retention.

Smith, Tanya Michelle, title changed from Clinical Department Business Manager II, Obstetrics and Gynecology, College of Medicine, to Clinical Department Business Administrator, Urology, College of Medicine, salary changed from an annualized rate of \$61,479 for 12 months (\$5,123.25 per month) to an annualized rate of \$84,000 for 12 months (\$7,000.00 per month), November 1, 2013. Administrative Staff. Promotion.

Sullens, Michael W., title changed from Nuclear Pharmacy Manager, Nuclear Pharmacy, College of Pharmacy, to Staff Nuclear Pharmacist, Nuclear Pharmacy, College of Pharmacy, October 1, 2013. Professional Nonfaculty. Title change.

VanWagoner, Timothy, title changed from Assistant Professor of Research, Pediatrics, College of Medicine, to Administrative Director of the Oklahoma Clinical & Translational Science Institute, Center for Clinical & Translational Research, Provost, salary at an annualized rate of \$110,000 for 12 months (\$9,166.67 per month), November 1, 2013. Administrative Officer. Changing from affiliate faculty to staff.

Zavy, Lyndi Porter, title changed from OU Physicians Senior Human Resources Manager, OU Physicians, College of Medicine, to Senior Human Resources Advisor, Human Resources, Administration & Finance, salary changed from an annualized rate of \$67,184 for 12 months (\$5,598.65 per month) to an annualized rate of \$72,184 for 12 months (\$6,015.33 per month), December 9, 2013. Professional Nonfaculty. Promotion.

#### RESIGNATION(S)/TERMINATION(S):

Askins, Jari, Associate Provost for External Relations, Stephenson Cancer Center, College of Medicine, December 1, 2013. Resignation.

Bartsch, Delaine C., Nurse Case Manager, CMT Medical Informatics, College of Medicine - Tulsa, October 19, 2013. Resignation.

Daniels, Melissa Lea, Senior Clinic Manager, OU Physicians CHP Clinics, College of Medicine, November 1, 2013. Resignation.

George, Regina, Nurse Practitioner, Medicine Gastroenterology, College of Medicine, December 1, 2013. Resignation.

#### Norman Campus:

#### NEW APPOINTMENT(S):

Blue, John W., Information Technology Analyst II, College of Continuing Education, annualized rate of \$67,500 for 12 months (\$5,625.00 per month), November 4, 2013. Managerial Staff.

Carson, Janine E., Program Administrator II, Center for Applied Social Research, annualized rate of \$62,000 for 12 months (\$5,166.66 per month), November 4, 2013. Managerial Staff.

Cox, Danielle E., Trainer/Health Services Associate II, Goddard Health Services, annualized rate of \$68,000 for 12 months (\$5,666.67 per month), November 25, 2013. Managerial Staff

Estes, Kenneth Russell, Information Technology Specialist II, College of Continuing Education, annualized rate of \$61,586 for 12 months (\$5,132.16 per month), October 31, 2013. Managerial Staff.

Hemmerling, Kyle, Information Technology Analyst II, Information Technology, annualized rate of \$65,000 for 12 months (\$5,416.66 per month), December 1, 2013. Managerial Staff.

Jennings, Beau S., Administrator II, Real Estate Operations, annualized rate of \$70,000 for 12 months (\$5,833.33 per month), January 1, 2014. Administrative Staff.

Jungman, Frederick Nicholas, Director, Student Media, annualized rate of \$90,000 for 12 months (\$7,500.00 per month), November 29, 2013. Administrative Officer.

Neff, Emily B., Director and Chief Curator, Fred Jones Jr. Museum of Art and Wylodean and Bill Saxon Chair, annualized rate of \$210,000 for 12 months (\$17,500.00 per month), December 31, 2013. Administrative Officer.

Thompson, Michael G., Director of Broader Impacts in Research, Center for Research Program Development, annualized rate of \$76,500 for 12 months (\$6,375.00 per month), December 31, 2013. Managerial Staff.

#### CHANGES(S):

Adams, Jared B., General Manager, University Club, salary changed from annualized rate of \$50,000 for 12 months (\$4,166.66 per month) to annualized rate of \$65,000 for 12 months (\$5,416.66 per month), November 1, 2013. Managerial Staff. Merit.

Alca, Carlos A., Information Technology Analyst II, Information Technology, Merrick, salary changed from annualized rate of \$59,000 for 12 months (\$4,916.66 per month) to annualized rate of \$69,000 for 12 months (\$5,750.00 per month), November 1, 2013. Managerial Staff. Equity Increase.

Anderson, Scott A., title changed from Trainer/Health Services Associate II to Health Care Professional II, Athletic Department, salary remains at annualized rate of \$115,000 for 12 months (\$9,583.33 per month), November 1, 2013. Professional Staff. Job Re-classification.

Biggerstaff, Diana C., Assistant Director, Employment and Compensation, Office of Human Resources, salary changed from annualized rate of \$82,860 for 12 months (\$6,905.00 per month) to annualized rate of \$87,861 for 12 months (\$7,321.75 per month), December 1, 2013. Administrative Staff. Equity increase.

Boren, David L., President, (1) authorize continued funding of the David L. Boren Presidential Chair established at the OU Foundation in 2009, (2) approve a private fundraising campaign with a maximum goal of \$500,000 to replenish the chair fund, (3) authorize an annual \$100,000 distribution on December 31<sup>st</sup> of each year through 2018 provided President Boren continues to serve as President of the University of Oklahoma on the scheduled date of each distribution, and (4) authorize the expenditure of any funds raised for the benefit of President Boren but not expended for that purpose to be utilized for other projects benefitting the University or its students. Salary remains unchanged.

Burnett, Bradley T., Associate Vice President, Enrollment and Student Financial Services, Financial Aid Services, salary changed from annualized rate of \$127,667 for 12 months (\$10,638.93 per month) to annualized rate of \$152,667 for 12 months (\$12,722.26 per month), December 1, 2013. Administrative Officer. Market Retention.

Boydston, Michelle, Assistant Director, Payroll and Employee Services, Office of Human Resources, salary changed from annualized rate of \$81,090 for 12 months (\$6,757.50 per month) to annualized rate of \$86,090 for 12 months (\$7,174.16 per month), December 1, 2013. Administrative Staff. Equity increase.

Brown, Alex C., III, title changed from Trainer/Health Services Associate II to Health Care Professional I, Athletic Department, salary remains at annualized rate of \$68,000 for 12 months (\$5,666.66 per month), November 1, 2013. Professional Staff. Job Re-classification.

Cannon, Lisa R., title changed from Admission Recruitment Specialist II, Enrollment Services to Marketing Production Specialist II, Admission and Records Administration, salary changed from annualized rate of \$47,900 for 12 months (\$3,991.66 per month) to annualized rate of \$60,000 for 12 months (\$5,000.00 per month), November 1, 2013. Managerial Staff. Accept other job on campus.

Clinton, Adam P., Program Administrator II, Price College of Business, salary changed from annualized rate of \$50,290 for 12 months (\$4,190.83 per month) to annualized rate of \$78,000 for 12 months (\$6,500.00 per month), January 1, 2014. Managerial Staff. Increase.

Crouch, Glenn, title changed from Information Technology Specialist III to Administrator III, Information Technology, salary remains at annualized rate of \$109,242 for 12 months (\$9,103.50 per month), December 1, 2013. Managerial Staff. Job Re-classification.

Dickens, Melany D., title changed from Assistant Vice President to Associate Vice President, Office of the Vice President for Research, salary changed from annualized rate of \$100,000 for 12 months (\$8,333.33 per month) to annualized rate of \$110,000 for 12 months (\$9,166.67 per month), December 1, 2013. Administrative Officer. Job Re-classification.

Hills, James H., II, title changed from Marketing Production Specialist I to Health Care Professional II, Athletic Department, salary remains at annualized rate of \$89,294 for 12 months (\$7,441.24 per month), November 1, 2013. Professional Staff. Job Re-classification.

Hines, Kathryn E., Technology Project Management Specialist II, Center for Spatial Analysis, salary changed from annualized rate of \$62,590 for 12 months (\$5,215.83 per month) to annualized rate of \$65,094 for 12 months (\$5,424.50 per month), November 1, 2013. Managerial Staff. Increase.

Gray, Zane W., III, title changed from Information Technology Analyst III to Administrator II, Information Technology, salary remains at annualized rate of \$95,716 for 12 months (\$7,976.40 per month), December 1, 2013. Managerial Staff. Job Re-classification.

Keller, Fred L. Jr., title changed from Information Technology Analyst III to Administrator III, Information Technology, salary remains at annualized rate of \$109,242 for 12 months (\$9,103.50 per month), December 1, 2013. Managerial Staff. Job Re-classification.

Keys, Alicia S., title changed from Information Technology Analyst II to Information Technology Analyst III, Research Computing Services, salary changed from annualized rate of \$59,870 for 12 months (\$4,989.16 per month) to annualized rate of \$70,000 for 12 months (\$5,833.33 per month), September 1, 2013. Managerial Staff. Job Re-Classification.

Kobza, Christopher M., title changed from Information Technology Specialist II to Information Technology Manger, Information Technology, salary remains at annualized rate of \$69,000 for 12 months (\$5,750.00 per month), December 1, 2013. Managerial Staff. Job Re-classification.

Kyncl, Rhonda C., Assistant Dean of Advising, College of Arts and Sciences, salary changed from annualized rate of \$83,000 for 12 months (\$6,916.66 per month) to annualized rate of \$75,000 for 12 months (\$6,250.00 per month), January 1, 2014. Administrative Staff. Additional duties previously assigned will be removed and salary adjusted.

Lawter, Lisa J., title changed from Temporary Employee to Program Specialist II, Educational Psychology, salary changed from annualized rate of \$61,500 for 12 months (\$5,125.00 per month), .50 FTE, to annualized rate of \$61,500 for 12 months (\$5,125.00 per month), 1.00 FTE, October 17, 2013. Managerial Staff. Transferring to full-time position within department.

Kelley, Nicholas J., Assistant Director, Benefits Analysis and Planning, Office of Human Resources, salary changed from annualized rate of \$86,440 for 12 months (\$7,203.33 per month) to annualized rate of \$92,000 for 12 months (\$7,666.67 per month), December 1, 2013. Administrative Staff. Equity increase.

March, Scott C., Information Technology Analyst II, Center for Spatial Analysis, salary changed from annualized rate of \$57,879 for 12 months (\$4,823.25 per month) to annualized rate of \$60,194 for 12 months (\$5,016.16 per month), November 1, 2013. Managerial Staff. Increase.

Mullen, Jonathan W., Information Technology Analyst II, Computer Science, salary changed from annualized rate of \$65,000 for 12 months (\$5,416.66 per month) to annualized rate of \$70,000 for 12 months (\$5,833.33), August 1, 2013. Managerial Staff. Increase.

Rhodes, Misty R., Program Administrator III, College of Continuing Education Administration, salary changed from annualized rate of \$72,000 for 12 months (\$6,000.00 per month) to annualized rate of \$78,500 for 12 months (\$6,541.66) November 1, 2013. Managerial Staff. Increase.

Roberson, Paul M., Program Administrator II, College of Continuing Education Advanced Programs, salary changed from annualized rate of \$62,500 for 12 months (\$5,208.33 per month) to annualized rate of \$69,000 for 12 months (\$5,750.00 per month) November 1, 2013. Managerial Staff. Salary increase for additional responsibilities.

Sturtz, Karen R., title changed from Information Technology Analyst III to Administrator II, Information Technology, salary remains at annualized rate of \$91,326 for 12 months (\$7,610.58 per month), December 1, 2013. Managerial Staff. Job Re-classification.

Thomas, George R., title changed from Information Technology Specialist II to Information Technology Manager, Information Technology, salary remains at annualized rate of \$92,158 for 12 months (\$7,679.88 per month), December 1, 2013. Managerial Staff. Job Re-classification.

Wall, Jeffrey S., title changed from Information Technology Analyst III to Information Technology Architect I, Information Technology, salary remains at annualized rate of \$95,332 for 12 months (\$7,944.37 per month), December 1, 2013. Managerial Staff. Job Re-classification.

Wilson, Joshua S., title changed from Information Technology Analyst III to Information Technology Architect I, Information Technology, salary remains at annualized rate of \$80,000 for 12 months (\$6,666.66 per month), December 1, 2013. Managerial Staff. Job Re-classification.

White, Mark A., Curator/Archivist III, Fred Jones Jr. Museum of Art, delete titles Interim Director and Interim Chief Curator of Fred Jones Jr. Museum of Art, salary changed from annualized rate of \$125,000 for 12 months (\$10,416.67 per month) to annualized rate of \$85,000 for 12 months (\$7,083.33 per month), January 1, 2014. Professional Staff. Permanent director has been appointed.

Williams, Sharon Renee, Program Administrator III, College of Continuing Education Community and International Training and Development, salary changed from annualized rate of \$71,500 for 12 months (\$5,958.33 per month) to annualized rate of \$78,000 for 12 months (\$6,500.00 per month), November 16, 2013. Managerial Staff. Increase.

#### RESIGNATION(S)/TERMINATION(S):

Fisher, Sarah Elizabeth, Information Technology Specialist III, Office of the Bursar, November 30, 2013. Resignation.

Forehand, Clydia R., Program Specialist II, East Asia Institute, November 1, 2013. Resignation.

Giese, Jack, Coach/Sports Professional I, Athletic Department, December 1 2013. Resignation.

Hunter, Nicholas A., Information Technology Analyst I, K20 Center for Educational and Community Renewal. Resignation.

Little, Richard W., Senior Associate Vice President, Continuing Education Academic Program Administration. November 1, 2013. Retirement.

President Boren recommended the Board of Regents approve the administrative and professional personnel actions shown above.

Chairman Dunning commented that he would like to approve everything in this item, but especially wanted to note that included is authorization to continue private funding of the David L. Boren Presidential Chair, first established five years ago. Speaking directly to the President, he said that, as the President begins his 20<sup>th</sup> year in the position, the Board would like to again publicly recognize his contributions to the University, expressing profound appreciation to President and Mrs. Boren for their extraordinary service and dedication to the University, the pride they have brought to the University, and for their exemplary manner of leading in the University's tradition of excellence. Before calling for a motion, he closed his remarks by saying, "So thank you very much for everything that you and Molly have done."

Regent Weitzenhoffer moved approval of the recommendation. The following voted yes on the motion: Regents Weitzenhoffer, Humphreys and Rainbolt-Forbes. The Chair declared the motion unanimously approved.

#### **REPORT OF THE EXECUTIVE SECRETARY**

Dr. Purcell regretted to report to the Board that Barbara Tuttle, who previously served as the Board's Executive Secretary, had died and her funeral was on the day of the meeting. Mrs. Tuttle worked in the Board office for about 40 years, gave a lot to the University and meant a great deal to many former Regents.

#### **REPORT OF THE CHAIRMAN**

The Chairman thanked Regents Rainbolt-Forbes and Humphreys for coming down so that the meeting could be completed, noting that it wasn't easy to drive down and it won't be easy going home.

There being no further business, the meeting adjourned at 4:03 p.m.

---

Chris A. Purcell, Ph.D.  
Executive Secretary of the Board of Regents





**EXHIBIT A**

Fall (if applicable):

16-wk last add date:	<u>August 11, 2014</u>
16-wk last drop date:	<u>August 22, 2014</u>
First day of 1 <sup>st</sup> 8-wk classes:	<u>August 11, 2014</u>
Final add date 1 <sup>st</sup> 8-wk classes:	<u>August 13, 2014</u>
Final drop date 1 <sup>st</sup> 8-wk classes:	<u>August 15, 2014</u>
Last day of 1 <sup>st</sup> 8-wk classes:	<u>October 3, 2014</u>
First day of 2 <sup>nd</sup> 8-wk classes:	<u>October 6, 2014</u>
Final add date 2 <sup>nd</sup> 8-wk classes:	<u>October 8, 2014</u>
Final drop date 2 <sup>nd</sup> 8-wk classes:	<u>October 10, 2014</u>
Last day of 2 <sup>nd</sup> 8-wk classes:	<u>December 2, 2014</u>

Spring (if applicable):

16-wk last add date:	<u>January 16, 2015</u>
16-wk last drop date:	<u>January 23, 2015</u>
First day of 1 <sup>st</sup> 8-wk classes:	<u>January 12, 2015</u>
Final add date 1 <sup>st</sup> 8-wk classes:	<u>January 14, 2015</u>
Final drop date 1 <sup>st</sup> 8-wk classes:	<u>January 16, 2015</u>
Last day of 1 <sup>st</sup> 8-wk classes:	<u>March 6, 2015</u>
First day of 2 <sup>nd</sup> 8-wk classes:	<u>March 9, 2015</u>
Final add date 2 <sup>nd</sup> 8-wk classes:	<u>March 11, 2015</u>
Final drop date 2 <sup>nd</sup> 8-wk classes:	<u>March 13, 2015</u>
Last day of 2 <sup>nd</sup> 8-wk classes:	<u>May 8, 2015</u>

QUARTERLY FINANCIAL ANALYSIS  
For the quarter ended September 30, 2013

EXECUTIVE SUMMARY

Highlights from the Statements of Net Position as of September 30, 2013 and Statements of Changes in Net Position for the three months then ended are presented below for information only.

STATEMENTS OF NET ASSETS

- Total assets of \$101.4 million exceeded related liabilities of \$64.6 million by \$36.9 million.
- Education & General assets of \$13.2 million exceeded related liabilities of \$6.5 million by \$6.7 million.
- Sponsored Program assets of \$0.9 million exceeded related liabilities of \$0.2 million by \$0.7 million.
- Auxiliary Enterprise assets of \$10.4 million exceeded related liabilities of \$2.8 million by \$7.6 million.
- Other fund assets of \$77.0 million exceeded related liabilities of \$55.1 million by \$21.9 million. Other Funds consist of fixed assets, net of accumulated depreciation, and related bonds and master lease obligations, and other academic and administrative activities.

STATEMENTS OF CHANGES IN NET ASSETS

- Total revenues of \$12.4 million exceeded expenses of \$12.0 million by \$0.4 million.
- Education & General revenues of \$8.3 million were less than related expenses of \$8.4 million by \$0.1 million.
- Sponsored Program revenues of \$0.4 million were less than related expenses of \$0.5 million by \$0.1 million.
- Auxiliary Enterprise revenues of \$2.7 million were less than related expenses of \$2.9 million by \$0.2 million.
- Other fund revenues of \$0.9 million exceeded related expenses of \$0.1 million, resulting in a net increase of \$0.8 million. This increase is due primarily to the receipt of Section 13 allocations and state appropriations for capital lease debt service.



**ROGERS STATE UNIVERSITY**  
**STATEMENT OF CHANGES IN NET POSITION**  
**FOR THE THREE MONTHS ENDED SEPTEMBER 30, 2013**  
**UNAUDITED**

	Other Funds		Total		% of Total	
	9/30/2013	% of Budget	9/30/2013	% of Total		
<b>REVENUES</b>						
Student Tuition and fees, net	-	0.0%	4,492,299	36.3%	4,746,912	26.7%
Grants & Contracts	-	0.0%	363,928	2.9%	6,249,912	35.1%
Sales & Services	-	0.0%	1,823,919	14.7%	1,322,341	7.4%
State Appropriations	436,941	100.0%	4,726,353	38.2%	4,258,013	23.9%
Private Gifts	-	0.0%	40,861	0.3%	467,298	2.6%
On Behalf Payments	537,500	0.0%	845,425	6.8%	652,000	3.7%
Endowment and Investment Income	41	20.7%	29,500	0.2%	46,732	0.3%
Other Sources	-	0.0%	45,625	0.4%	62,755	0.4%
<b>TOTAL REVENUES</b>	<b>974,482</b>	<b>37.0%</b>	<b>12,367,911</b>	<b>100.0%</b>	<b>17,805,963</b>	<b>100.0%</b>
<b>EXPENSES</b>						
Compensation	-	0.0%	5,622,575	46.9%	5,600,770	31.5%
Depreciation	803,750	0.0%	803,750	6.7%	768,000	4.3%
Scholarships	-	0.0%	1,941,504	16.2%	6,912,789	38.8%
Utilities	-	0.0%	360,226	3.0%	322,506	1.8%
Debt Service - Interest & Fees	734,943	0.0%	739,392	6.2%	845,531	4.7%
Professional & Technical Fees	-	0.0%	329,147	2.7%	117,540	0.7%
Maintenance & Repair	-	0.0%	464,330	3.9%	624,051	3.5%
Supplies and Materials	(14,197)	0.0%	1,364,376	11.4%	1,656,782	9.3%
Travel	-	0.0%	121,285	1.0%	126,297	0.7%
Library Books and Periodicals	-	0.0%	136,917	1.1%	128,768	0.7%
Communications	-	0.0%	93,801	0.8%	135,824	0.8%
Other Uses	(2,000)	0.0%	16,534	0.1%	(441)	0.0%
Transfers for Debt Service	(1,080,030)	0.0%	-	0.0%	-	0.0%
Transfers for Capitalized Assets	(297,701)	0.0%	-	0.0%	-	0.0%
<b>TOTAL EXPENSES</b>	<b>1,441,765</b>	<b>5.5%</b>	<b>11,993,836</b>	<b>100.0%</b>	<b>17,238,417</b>	<b>96.8%</b>
<b>CHANGE IN NET POSITION</b>	<b>829,718</b>		<b>374,074</b>		<b>567,546</b>	

ROGERS STATE UNIVERSITY  
STATEMENT OF NET POSITION  
SEPTEMBER 30, 2013  
UNAUDITED

	Education & General		Sponsored Programs		Auxiliary Enterprises	
	9/30/2013	9/30/2012	9/30/2013	9/30/2012	9/30/2013	9/30/2012
<b>ASSETS</b>						
<b>CURRENT &amp; NONCURRENT ASSETS</b>						
Cash and cash equivalents	11,789,730	11,768,640	163,744	1,057,897	9,067,900	9,868,618
Accounts receivable - net	1,104,073	1,105,710	922,838	69,776	874,730	652,271
Due From (to) Other Funds	(207,703)	(621,619)	(222,478)	(231,884)	430,181	853,462
Prepaid Expenses & Other Assets	-	-	-	-	-	-
Net Pension Assets	483,071	350,403	-	-	-	-
Total Current & Non-current Assets	13,169,171	12,603,134	864,104	895,789	10,372,812	11,374,351
<b>CAPITAL ASSETS, NET</b>	-	-	-	-	-	-
<b>TOTAL ASSETS</b>	13,169,171	12,603,134	864,104	895,789	10,372,812	11,374,351
<b>LIABILITIES &amp; NET ASSETS</b>						
<b>CURRENT LIABILITIES</b>						
Accounts payable	526,051	536,336	48,618	229,128	1,258,303	1,303,458
OPEB Obligation	176,409	176,409	13,702	13,702	10,660	10,660
Current Portion of L-T Debt	-	-	-	-	-	-
Accrued compensated absences	383,361	418,886	35,675	32,701	34,356	31,620
Deferred revenue	4,681,249	3,643,564	-	-	1,209,302	1,932,532
Deposits held in custody for others	-	-	-	-	182,257	189,763
Total Current Liabilities	5,767,070	4,775,195	97,995	275,531	2,694,877	3,468,033
<b>NONCURRENT LIABILITIES</b>						
OPEB Obligation	381,561	781,248	31,705	60,680	28,368	47,208
Other Non Current Liabilities	322,181	295,623	25,502	23,079	43,922	22,315
Bonds & Master Lease Obligations	-	-	-	-	-	-
Total noncurrent liabilities	703,741	1,076,871	57,207	83,759	72,289	69,523
<b>TOTAL LIABILITIES</b>	6,470,812	5,852,066	155,202	359,290	2,767,166	3,537,556
<b>NET POSITION</b>						
Unrestricted	6,698,360	6,751,068	-	-	7,605,646	7,836,796
Restricted	-	-	708,902	536,539	-	-
Capital assets, Net of Related Debt	-	-	-	-	-	-
Total Net Position	6,698,360	6,751,068	708,902	536,539	7,605,646	7,836,796
<b>TOTAL NET POSITION</b>	13,169,171	12,603,134	864,104	895,829	10,372,812	11,374,352

ROGERS STATE UNIVERSITY  
STATEMENT OF NET POSITION  
SEPTEMBER 30, 2013  
UNAUDITED

	Other Funds		Total
	9/30/2013	9/30/2012	9/30/2012
<b>ASSETS</b>			
<b>CURRENT &amp; NONCURRENT ASSETS</b>			
Cash and cash equivalents	802,780	925,151	21,824,154
Accounts receivable - net	-	75,926	2,901,642
Due From (to) Other Funds	-	-	-
Prepaid Expenses & Other Assets	2,330,219	993,468	2,330,219
Net Pension Assets	-	-	483,071
Total Current & Non-current Assets	3,133,000	1,994,545	27,539,086
<b>CAPITAL ASSETS, NET</b>	73,899,263	73,912,833	73,899,263
<b>TOTAL ASSETS</b>	77,032,263	75,907,378	101,438,349
<b>LIABILITIES &amp; NET ASSETS</b>			
<b>CURRENT LIABILITIES</b>			
Accounts payable	353,572	314,093	2,186,544
OPEB Obligation	-	-	200,771
Current Portion of L-T Debt	2,410,404	1,954,793	2,410,404
Accrued compensated absences	-	-	453,392
Deferred revenue	-	-	5,890,550
Deposits held in custody for others	-	-	182,257
Total Current Liabilities	2,763,976	2,268,886	11,323,918
<b>NONCURRENT LIABILITIES</b>			
OPEB Obligation	-	-	441,633
Other Non Current Liabilities	-	-	391,604
Bonds & Master Lease Obligations	52,401,141	51,918,504	52,401,141
Total noncurrent liabilities	52,401,141	51,918,504	53,234,378
<b>TOTAL LIABILITIES</b>	55,165,117	54,187,390	64,558,296
<b>NET POSITION</b>			
Unrestricted	-	-	14,304,006
Restricted	1,726,362	645,900	2,435,264
Capital assets, Net of Related Debt	20,140,783	21,074,087	20,140,783
Total Net Position	21,867,146	21,719,987	36,880,053
<b>TOTAL NET POSITION</b>	77,032,263	75,907,377	101,438,349

OKLAHOMA STATE REGENTS FOR HIGHER EDUCATION  
 Institution: CAMERON UNIVERSITY  
 ACADEMIC CALENDAR FOR 2014-2015

Summer Session (2014):

Semester begins (first day of 8-week classes)	<u>May 29, 2014</u>
1 <sup>st</sup> 4-week session (begins and ends)	<u>May 29-June 25, 2014</u>
2 <sup>nd</sup> 4-week session (begins and ends)	<u>June 26-July 24, 2014</u>
Please list dates of all holidays and breaks: INDEPENDENCE DAY	<u>July 4, 2014</u>
Semester ends (including final exams)	<u>July 24, 2014</u>
Commencement date (graduation ceremony)	<u>May 8, 2015</u>

Fall Semester (Fall 2014):

Semester begins (first day of 16-week classes)	<u>August 13, 2014</u>
1 <sup>st</sup> 8-week session (begins and ends)	<u>Aug. 13-Oct. 8, 2014</u>
2 <sup>nd</sup> 8-week session (begins and ends)	<u>Oct. 9-Dec. 13, 2014</u>
Please list dates of all holidays and breaks: LABOR DAY	<u>September 1, 2014</u>
FALL BREAK	<u>October 16-17, 2014</u>
THANKSGIVING	<u>November 26-28, 2014</u>
Semester ends (including final exams)	<u>December 13, 2014</u>
Commencement date (graduation ceremony)	<u>May 8, 2015</u>

Spring Semester (Spring 2015):

Semester begins (first day of 16-week classes)	<u>January 7, 2015</u>
1 <sup>st</sup> 8-week session (begins and ends)	<u>Jan. 7-March 4, 2015</u>
2 <sup>nd</sup> 8-week session (begins and ends)	<u>March 5-May 8, 2015</u>
Please list dates of all holidays and breaks: MARTIN LUTHER KING	<u>January 19, 2015</u>
SPRING BREAK	<u>March 16-20, 2015</u>
Semester ends (including final exams)	<u>May 8, 2015</u>
Commencement date (graduation ceremony)	<u>May 8, 2015</u>

Intercessions (classes that meet between regularly scheduled semesters or that meet between summer session and fall semester, between fall semester and spring semester, or between spring semester and summer session):

	Fall 2014	Spring 2015	Summer 2014
Intersession begins	<u>December 15, 2014</u>	<u>May 11, 2015</u>	<u>July 25, 2014</u>
Intersession ends (including final exams)	<u>January 6, 2015</u>	<u>May 29, 2015</u>	<u>Aug. 12, 2014</u>

Summer 2014 (if applicable):

Final add/drop date 8 week/first 4 week classes:	<u>8-wk June 4, 2014</u>
	<u>1<sup>st</sup> 4-wk June 3, 2014</u>
Final add/drop date 2 <sup>nd</sup> 4 week classes:	<u>2<sup>nd</sup> 4-wk July 1, 2014</u>

Fall 2014 (if applicable):

Final add/drop date 16 week/first 8 week classes:	<u>16-wk add August 20, 2014</u>
	<u>16-wk drop August 26, 2014</u>
	<u>1<sup>st</sup>-8 wk add/drop Aug. 19, 2014</u>
Final add/drop date 2 <sup>nd</sup> 8 week classes:	<u>2<sup>nd</sup>-8 wk add/drop Oct. 15, 2014</u>



**EXHIBIT C**

Spring 2015 (if applicable):

Final add/drop date 16 week/first 8 week classes:	<u>16-wk add January 14, 2015</u>
	<u>16-wk drop January 21, 2015</u>
	<u>1<sup>st</sup>-8 wk add/drop Jan. 13, 2015</u>
Final add/drop date 2 <sup>nd</sup> 8 week classes:	<u>2<sup>nd</sup>-8 wk add/drop March 11, 2015</u>

COURSE ADDITIONS

<u>Prefix /Number</u>	<u>Title</u>
ECON 5993	Seminar in Economics
HLTH 3212	Sports Nutrition
HLTH 3342	Personal Training
HLTH 3473	Health and Behavior Change
HPET 3242	Exercise and Technology
HPET 3352	Techniques and Skills for Group Exercise
HPET 4313	Research Methods for Sports & Exercise Science
UNIV 3211-3	OSLEP

COURSE DELETIONS

<u>Prefix /Number</u>	<u>Title</u>
ATH 2201	Baseball
ATH 2211	Basketball
ATH 2221	Cross Country

COURSE DELETIONS

ATH 2231	Golf
ATH 2241	Track and Field
ATH 2251	Tennis
ATH 2261	Softball
ATH 2271	Volleyball
HLTH 3321	Clinical Experience in Athletic Training
HPET 3062	Sports Officiating II
MGMT 5813	Strategic Management: Electronic Commerce
MGMT 5833	E-Commerce Ventures & Development
MGMT 5841	Issues in Small Business
MKTG 5873	Marketing Research for Decision Making

COURSE MODIFICATIONS

<u>Prefix /Number</u>	<u>Title</u>	<u>Comments</u>
ACCT 5033	Accounting & Info Systems Concepts	Change in prerequisites
ACCT 5243	Accounting for Management	Change in prerequisites
ACCT 5993	Seminar in Accounting	Change in prerequisites
BUS 5103	Applied Business Statistics	Change in prerequisites
BUS 5941-3	Independent Study in Business	Change in prerequisites
BUS 5961-3	Seminar in Business	Change in prerequisites
BUS 5973	Legal and Ethical Environment	Change in prerequisites
BUS 5983	Applied Business Strategy	Change in description and prerequisites
BUS 5991-6	Thesis	Change in prerequisites
CJ 3003	Juvenile Justice	Change in prerequisites

COURSE MODIFICATIONS

ECON 5213	Macroeconomics	Change in prerequisites
ECON 5313	Managerial Economics	Change in description and prerequisites
FIN 5053	Financial/Statistical Concepts	Change in prerequisites
FIN 5613	Managerial Finance	Change in prerequisites
FIN 5863	Portfolio Management I	Change in description and prerequisites
FIN 5873	Portfolio Management II	Change in title, description, and prerequisites
HLTH 4563	Principles of Strength Training and Conditioning	Change in credit, description, number, prerequisites
HPET 2322	Intro to Health, PE, and Recreation	Change in title, credit, description, and number
HPET 3023	Sport Management	Change in title and prerequisites

**EXHIBIT D**

HPET	3052	Sports Officiating I	Change in title, credit, description, and number
LE	2003	Security Concepts	Change in prerequisites
LE	2043	Community Policing	Change in prerequisites
LE	2053	Methods of Investigation I	Change in prerequisites
MGMT	5703	Organizational Behavior	Change in prerequisite
MGMT	5723	Training/Development/Human Resources in Organizations	Change in prerequisites
MGMT	5803	Global Policy and Strategy	Change in prerequisites
MGMT	5842	Issues in Small Business	Change in credit, description, number, and prerequisites

COURSE MODIFICATIONS

MGMT	5843	Current Issues in Human Resource Management	Change in description and prerequisites
MGMT	5853	Management Information Systems	Change in prerequisites
MKTG	5513	Contemporary Marketing Problems	Change in title and prerequisites
ORGL	5713	Leadership and Knowledge Management	Change in prerequisites
ORGL	5733	Strategic Knowledge and Change Management	Change in prerequisites
ORGL	5743	Data-Driven Decision Making	Change in prerequisites

QUARTERLY FINANCIAL ANALYSIS  
For the quarter ended September 30, 2013

EXECUTIVE SUMMARY

Highlights from the Statements of Net Position as of September 30, 2013 and Statements of Changes in Net Position for the three months then ended are presented below for information only.

STATEMENTS OF NET POSITION

- Total assets and deferred outflows of resources of \$97.2 million exceeded related liabilities of \$31.9 million by \$65.3 million.
- Education & General assets of \$14.3 million exceeded related liabilities of \$1.8 million by \$12.5 million.
- Sponsored Program assets of \$707 thousand exceeded related liabilities of \$69 thousand by \$638 thousand.
- Auxiliary Enterprise assets of \$4.1 million exceeded related liabilities of \$.3 million by \$3.8 million.
- Other Fund assets and deferred outflows of resources of \$78.1 million exceeded related liabilities of \$29.7 million by \$48.4 million. Other Funds consist of fixed assets, net of accumulated depreciation and related bonds and master lease obligations, and other academic and administrative activities.

STATEMENTS OF CHANGES IN NET POSITION

- Total revenues of \$30.7 million exceeded expenses of \$23.8 million by \$6.9 million.
- Education & General revenues of \$19.0 million exceeded expenses of \$11.9 million, resulting in a net increase of \$7.1 million.
- Sponsored Program revenues of \$384 thousand exceeded expenses of \$348 thousand, resulting in a net increase of \$36 thousand.
- Auxiliary Enterprise revenues of \$3.8 million exceeded expenses of \$2.4 million by \$1.4 million.
- Other Fund revenues of \$7.5 million trailed expenses of \$9.1 million, resulting in a net decrease of \$1.6 million. This decrease is due primarily to unfunded depreciation (\$1.1 million) and expenditures related to construction of the McMahon Field and Athletics Center.

CAMERON UNIVERSITY  
STATEMENTS OF NET POSITION  
SEPTEMBER 30, 2013  
UNAUDITED

	Education & General		Sponsored Programs		Auxiliary Enterprises	
	9/30/2013	9/30/2012	9/30/2013	9/30/2012	9/30/2013	9/30/2012
<b>ASSETS</b>						
<b>CURRENT &amp; NONCURRENT ASSETS</b>						
Cash and cash equivalents	\$ 8,056,440	\$ 9,685,793	\$ 639,749	\$ 809,242	\$ 3,004,375	\$ 2,020,258
Investments	-	-	-	-	-	-
Accounts receivable, net	4,496,448	4,869,469	67,205	200,591	1,126,476	1,162,041
Prepaid expenses and other assets	1,720,811	2,818,236	-	-	-	-
Capital assets, net	-	-	-	-	-	-
<b>TOTAL ASSETS</b>	<b>\$ 14,273,699</b>	<b>\$ 17,373,498</b>	<b>\$ 706,954</b>	<b>\$ 1,009,833</b>	<b>\$ 4,130,851</b>	<b>\$ 3,182,299</b>
<b>DEFERRED OUTFLOWS OF RESOURCES</b>						
Deferred charge on OClA lease restructure	\$ -	\$ -	\$ -	\$ -	\$ -	\$ -
<b>LIABILITIES</b>						
<b>CURRENT LIABILITIES</b>						
Accounts payable	\$ 446	\$ 43,653	\$ -	\$ 54	\$ -	\$ 17,697
OPEB obligation	136,288	186,387	-	-	-	-
Current portion of long-term debt	-	-	-	-	-	-
Accrued expenses	492,989	494,238	26,511	33,210	33,058	39,181
Unearned revenue	-	-	36,800	61,678	128,568	-
Deposits held in custody for others	-	-	-	-	113,900	113,000
Total current liabilities	629,723	724,278	63,311	94,942	275,526	169,878
<b>NONCURRENT LIABILITIES</b>						
OPEB obligation	870,914	562,484	-	-	-	-
Other noncurrent liabilities	303,669	258,885	5,204	4,857	19,055	8,937
Bonds & master lease obligations	-	-	-	-	-	-
Total noncurrent liabilities	1,174,583	821,369	5,204	4,857	19,055	8,937
<b>TOTAL LIABILITIES</b>	<b>1,804,306</b>	<b>1,545,647</b>	<b>68,515</b>	<b>99,799</b>	<b>294,581</b>	<b>178,815</b>
<b>NET POSITION</b>						
Unrestricted	12,469,393	15,827,851	-	-	3,836,270	3,003,484
Restricted	-	-	638,439	910,034	-	-
Endowment	-	-	-	-	-	-
Capital assets, net of related debt	-	-	-	-	-	-
<b>TOTAL NET POSITION</b>	<b>\$ 12,469,393</b>	<b>\$ 15,827,851</b>	<b>\$ 638,439</b>	<b>\$ 910,034</b>	<b>\$ 3,836,270</b>	<b>\$ 3,003,484</b>

CAMERON UNIVERSITY  
 STATEMENTS OF NET POSITION  
 SEPTEMBER 30, 2013  
 UNAUDITED

	Other Funds		Total
	9/30/2013	9/30/2012	
<b>ASSETS</b>			
<b>CURRENT &amp; NONCURRENT ASSETS</b>			
Cash and cash equivalents	\$ 1,199,099	\$ 4,754,596	\$ 12,899,663
Investments	1,035,528	1,185,072	1,035,528
Accounts receivable, net	826,115	206,387	6,516,244
Prepaid expenses and other assets	123,335	493,314	1,844,146
Capital assets, net	74,384,908	73,374,877	74,384,908
<b>TOTAL ASSETS</b>	<b>\$ 77,568,985</b>	<b>\$ 80,014,246</b>	<b>\$ 96,680,489</b>
<b>DEFERRED OUTFLOWS OF RESOURCES</b>			
Deferred charge on OClA lease restructure	\$ 503,729	\$ 455,323	\$ 503,729
<b>LIABILITIES</b>			
<b>CURRENT LIABILITIES</b>			
Accounts payable	-	-	446
OPEB obligation	-	-	136,288
Current portion of long-term debt	1,929,378	1,351,693	1,929,378
Accrued expenses	-	-	562,558
Unearned revenue	-	-	165,368
Deposits held in custody for others	185,483	168,452	299,383
Total current liabilities	2,114,861	1,520,145	3,083,421
<b>NONCURRENT LIABILITIES</b>			
OPEB obligation	-	-	870,914
Other noncurrent liabilities	-	-	327,928
Bonds & master lease obligations	27,578,271	29,347,330	27,578,271
Total noncurrent liabilities	27,578,271	29,347,330	28,777,113
<b>TOTAL LIABILITIES</b>	<b>29,693,132</b>	<b>30,867,475</b>	<b>31,860,534</b>
<b>NET POSITION</b>			
Unrestricted	-	-	16,305,663
Restricted	45,203	89,799	683,642
Endowment	66,000	66,000	66,000
Capital assets, net of related debt	48,268,379	49,446,295	48,268,379
<b>TOTAL NET POSITION</b>	<b>\$ 48,379,582</b>	<b>\$ 49,602,094</b>	<b>\$ 65,323,684</b>







QUARTERLY FINANCIAL ANALYSIS  
For the quarter ended September 30, 2013

EXECUTIVE SUMMARY

Highlights from the *Statements of Net Position* as of September 30, 2013 and *Statements of Changes in Net Position* for the three months then ended are presented below for information only.

STATEMENTS OF NET POSITION

- Total assets and deferred outflows of \$1.3 billion exceed related liabilities of \$370.8 million by \$968.1 million.
- Education & General assets of \$119.4 million exceeded related liabilities of \$6.2 million by \$113.2 million.
- Sponsored Program assets of \$6.9 million partially offset related liabilities of \$11.8 million.
- Clinical Operations assets of \$262.2 million exceeded liabilities of \$39.4 million by \$222.8 million.
- Auxiliary Enterprise assets of \$112.5 million exceeded liabilities of \$70.3 million by \$42.1 million.
- Regents' Fund assets were \$31.5 million. There were no related liabilities.
- Other Funds assets and deferred outflows of \$806.3 million exceeded related liabilities of \$243.1 million by \$563.2 million. Other Funds consist of fixed assets, net of accumulated depreciation and related bond and master lease obligations, and other academic and administrative activities.

STATEMENTS OF CHANGES IN NET POSITION

- Total revenues of \$266.5 million exceeded expenses of \$228.5 million by \$38 million.
- Education & General revenues of \$59.5 million exceeded expenses of \$45.2 million by \$14.3 million.
- Sponsored Program revenues of \$25.4 million exceeded expenses of \$25.3 million.
- Clinical Operations revenues of \$138.4 million exceeded expenses of \$120.7 million by \$17.7 million.
- Auxiliary Enterprise revenues of \$8 million exceeded expenses of \$3.4 million, resulting in a net increase of \$4.6 million.
- Regents' Fund revenues of \$1.1 million exceeded expenses of \$158 thousand, resulting in a net increase of \$.9 million.
- Other Funds revenues of \$34.1 million exceeded expenses of \$33.8 million, resulting in an increase of \$336 thousand to net position.

**OU HEALTH SCIENCES CENTER  
STATEMENTS OF NET POSITION  
AS OF SEPTEMBER 30, 2013 AND 2012  
UNAUDITED**

	Education & General		Sponsored Programs		Clinical Operations		Auxiliary Enterprises	
	09/30/13	09/30/12	09/30/13	09/30/12	09/30/13	09/30/12	09/30/13	09/30/12
<b>ASSETS</b>								
<b>CURRENT AND NONCURRENT ASSETS</b>								
Cash and Cash Equivalents	\$ 95,357,113	\$ 89,303,606	\$ (6,560,998)	\$ (6,278,032)	\$ 169,327,063	\$ 158,772,288	\$ 96,245,695	\$ 37,325,241
Endowment Investments (Funds held by OU-Norman)	-	-	-	-	-	-	-	-
Student Loans Receivable, Net	-	-	-	-	-	-	-	-
Accounts Receivable, Net	15,612,841	14,712,184	13,444,285	12,034,629	92,883,759	81,493,834	1,959,719	2,409,739
Due From (To) Other Funds	8,337,448	7,304,073	-	-	-	-	224,753	593,848
Prepaid Expenses	148,893	-	-	-	-	-	969,550	864,102
Inventory	-	-	-	-	-	-	-	-
Total Current and Noncurrent Assets	119,456,295	111,319,863	6,883,287	5,756,597	262,210,822	240,266,122	99,399,718	41,192,930
<b>FIXED ASSETS, NET</b>								
Total Assets	\$ 119,456,295	\$ 111,319,863	\$ 6,883,287	\$ 5,756,597	\$ 262,210,822	\$ 240,266,122	\$ 112,501,141	\$ 53,930,349
	\$ -	\$ -	\$ -	\$ -	\$ -	\$ -	\$ -	\$ -
<b>DEFERRED OUTFLOWS</b>								
	\$ 784,914	\$ 1,798,027	\$ 1,374,500	\$ 1,441,077	\$ 26,266,269	\$ 16,725,847	\$ 1,274,338	\$ 1,672,378
<b>LIABILITIES &amp; NET POSITION</b>								
<b>CURRENT LIABILITIES</b>								
Accounts Payable	-	-	-	-	-	-	-	-
OPEB Obligation	-	-	-	-	453,334	437,667	1,780,000	650,000
Current Portion of L-T Debt	81,500	78,500	-	-	-	-	87,343	114,472
Accrued Interest Payable	-	-	-	-	6,394,840	6,045,380	778,001	737,517
Accrued Expenses	2,503,996	2,345,697	2,964,659	2,973,198	-	-	101,749	428,673
Unearned Revenue	-	-	6,490,930	7,157,761	-	-	92,572	102,199
Deposits Held in Custody for Others	-	-	-	-	-	-	-	-
Total Current Liabilities	3,370,409	4,222,224	10,830,088	11,572,036	33,114,443	23,208,894	4,114,002	3,705,239
<b>LONG-TERM LIABILITIES</b>								
OPEB Obligation	-	-	-	-	-	-	-	-
Federal Loan Program Refundable	-	-	-	-	-	-	-	-
Accrued Expenses	2,033,049	1,832,521	936,208	888,098	2,542,352	2,282,198	303,135	272,640
Bonds, Notes, Master Lease Obligations	803,667	885,167	-	-	3,710,498	4,189,333	65,913,776	5,350,000
Total Long-Term Liabilities	2,836,716	2,717,688	936,208	888,098	6,252,850	6,471,531	66,216,911	5,622,640
Total Current and Long-Term Liabilities	6,207,126	6,939,912	11,766,296	12,460,134	39,367,293	29,680,425	70,330,914	9,327,879
<b>NET POSITION</b>								
Unrestricted	113,249,169	104,379,951	-	-	222,843,528	210,585,697	34,581,644	37,865,051
Restricted	-	-	(4,883,008)	(6,703,537)	-	-	-	-
Endowment	-	-	-	-	-	-	7,588,584	6,737,419
Capital Assets, Net of Related Debt	-	-	-	-	-	-	42,170,228	44,602,470
Total Net Assets	113,249,169	104,379,951	(4,883,008)	(6,703,537)	222,843,528	210,585,697	84,340,456	90,205,940
<b>Total Liabilities &amp; Net Position</b>	\$ 119,456,295	\$ 111,319,863	\$ 6,883,287	\$ 5,756,597	\$ 262,210,822	\$ 240,266,122	\$ 112,501,141	\$ 53,930,349

**OU HEALTH SCIENCES CENTER  
STATEMENTS OF NET POSITION  
AS OF SEPTEMBER 30, 2013 AND 2012  
UNAUDITED**

	Regents' Fund		Other Funds		Total	
	09/30/13	09/30/12	09/30/13	09/30/12	09/30/13	09/30/12
<b>ASSETS</b>						
<b>CURRENT AND NONCURRENT ASSETS</b>						
Cash and Cash Equivalents	\$ -	-	\$ 288,425,418	\$ 215,491,285	\$ 642,794,293	\$ 494,614,388
Endowment Investments (Funds held by OU-Norman)	39,832,849	38,855,761	-	-	39,832,849	38,855,761
Student Loans Receivable, Net	-	-	6,360,851	6,735,607	6,360,851	6,735,607
Accounts Receivable, Net	-	-	5,522,834	6,376,204	129,423,437	117,026,590
Due From (To) Other Funds	(8,337,448)	(7,304,073)	-	-	-	-
Prepaid Expenses	-	-	3,591,007	3,746,571	3,964,654	4,340,419
Inventory	-	-	548,182	945,984	1,517,732	1,810,086
Total Current and Noncurrent Assets	31,495,401	31,551,688	304,448,292	233,295,651	823,893,816	663,382,851
<b>FIXED ASSETS, NET</b>						
Total Assets	\$ 31,495,401	\$ 31,551,688	\$ 805,469,291	\$ 730,146,199	\$ 1,338,016,237	\$ 1,172,970,818
<b>DEFERRED OUTFLOWS</b>	\$ -	-	\$ 836,383	\$ 1,115,177	\$ 836,383	\$ 1,115,177
<b>LIABILITIES &amp; NET POSITION</b>						
<b>CURRENT LIABILITIES</b>						
Accounts Payable	\$ -	-	\$ 6,566,130	\$ 4,795,482	\$ 36,266,150	\$ 26,432,811
OPEB Obligation	-	-	3,309,000	3,079,200	3,309,000	3,079,200
Current Portion of L-T Debt	-	-	4,660,705	4,510,094	6,975,539	5,676,261
Accrued Interest Payable	-	-	1,129,093	1,144,353	1,216,435	1,258,825
Accrued Expenses	-	-	12,507,202	12,530,321	25,148,698	24,632,113
Unearned Revenue	-	-	461,214	611,405	7,053,892	8,197,839
Deposits Held in Custody for Others	-	-	19,843,209	7,700,293	19,935,781	7,802,492
Total Current Liabilities	-	-	48,476,552	34,371,148	99,905,495	77,079,541
<b>LONG-TERM LIABILITIES</b>						
OPEB Obligation	-	-	73,377,834	66,753,134	73,377,834	66,753,134
Federal Loan Program Refundable	-	-	7,081,892	6,944,172	7,081,892	6,944,172
Accrued Expenses	-	-	2,126,949	2,082,187	7,941,694	7,357,644
Bonds, Notes, Master Lease Obligations	-	-	112,057,789	116,665,224	182,485,729	127,089,724
Total Long-Term Liabilities	-	-	194,644,463	192,444,717	270,887,149	208,144,674
Total Current and Long-Term Liabilities	-	-	243,121,015	226,815,865	370,792,643	285,224,215
<b>NET POSITION</b>						
Unrestricted	-	-	170,333,950	115,954,851	541,008,290	468,785,550
Restricted	2,903,284	2,959,571	5,016,592	9,449,689	3,036,868	5,705,723
Endowment	28,592,117	28,592,117	-	-	28,592,117	28,592,117
Capital Assets, Net of Related Debt	-	-	387,834,117	379,040,971	395,422,701	385,776,390
Total Net Assets	31,495,401	31,551,688	563,184,659	504,445,511	968,059,975	888,861,780
Total Liabilities & Net Position	\$ 31,495,401	\$ 31,551,688	\$ 806,305,673	\$ 731,261,376	\$ 1,338,852,620	\$ 1,174,085,995

**OU HEALTH SCIENCES CENTER  
STATEMENT OF CHANGES IN NET POSITION  
FOR THE THREE MONTHS ENDING SEPTEMBER 30, 2013  
UNAUDITED**

	Education & General		09/30/12
	09/30/13	% of Budget	
Tuition & Fees	\$ 25,953,747	44.6%	\$ 25,221,959
Grants & Contracts	-	0.0%	-
Sales and Services	-	0.0%	-
State Appropriations	24,150,121	24.7%	25,455,676
Private Gifts	-	0.0%	-
On Behalf Payments	2,893,916	25.0%	2,839,622
State School Land Funds	-	0.0%	-
Endowment Income	3,050,661	21.2%	2,883,803
Investment Income	-	0.0%	-
Other Revenue	3,534,159	19.6%	3,469,941
<b>Total Revenue</b>	<b>59,582,605</b>	<b>29.8%</b>	<b>59,871,001</b>

	Sponsored Programs		09/30/12
	09/30/13	% of Budget	
	\$ -	0.0%	\$ -
	25,236,005	21.4%	23,532,559
	-	0.0%	-
	-	0.0%	-
	-	0.0%	-
	-	0.0%	-
	-	0.0%	-
	-	0.0%	-
	155,664	17.0%	168,867
<b>Total Revenue</b>	<b>25,391,669</b>	<b>21.4%</b>	<b>23,701,426</b>

	Clinical Operations		09/30/12
	09/30/13	% of Budget	
	\$ -	0.0%	\$ -
	13,706,411	18.3%	17,217,462
	113,232,450	30.2%	83,373,108
	-	0.0%	-
	1,622,697	26.2%	1,011,963
	-	0.0%	-
	-	0.0%	-
	-	0.0%	-
	296,353	21.2%	386,193
	9,558,950	27.3%	7,932,232
<b>Total Revenue</b>	<b>138,416,860</b>	<b>28.1%</b>	<b>109,920,958</b>

**REVENUES:**

- Tuition & Fees
- Grants & Contracts
- Sales and Services
- State Appropriations
- Private Gifts
- On Behalf Payments
- State School Land Funds
- Endowment Income
- Investment Income
- Other Revenue

**EXPENSES:**

- Compensation & Benefits
- Depreciation
- Scholarships and Fellowships
- Utilities
- Debt Service - Interest and Fees
- Professional and Technical Fees
- Maintenance and Repair
- Supplies and Materials
- Travel
- Communications
- Other Expenses
- Total Expenses

**Net Incr (Decr) in Net Position**

\$ 14,339,299

\$ 65,088

\$ 17,745,848

**OU HEALTH SCIENCES CENTER  
STATEMENT OF CHANGES IN NET POSITION  
FOR THE THREE MONTHS ENDING SEPTEMBER 30, 2013  
UNAUDITED**

	Auxiliary Enterprises		Regents' Fund		Other Funds		Total		% of Total	% of Total
	09/30/13	% of Budget	09/30/13	09/30/12	09/30/13	09/30/12	09/30/13	09/30/12		
<b>REVENUES:</b>										
Tuition & Fees	\$ 668,419	46.1%	\$ -	\$ -	\$ 630,864	\$ 568,781	\$ 27,253,030	\$ 26,449,565	10.2%	11.2%
Grants & Contracts	-	0.0%	-	-	6,248,027	5,388,645	45,190,443	46,138,666	17.0%	19.6%
Sales and Services	6,598,433	31.4%	-	-	11,872,300	13,041,877	131,703,183	102,045,647	49.4%	43.3%
State Appropriations	-	0.0%	-	-	1,625,805	1,716,154	25,775,927	27,171,830	9.7%	11.5%
Private Gifts	-	0.0%	-	-	2,336,373	2,352,769	3,959,070	3,364,732	1.5%	1.4%
On Behalf Payments	-	0.0%	-	-	699,235	352,207	3,593,151	3,191,829	1.3%	1.4%
State School Land Funds	-	0.0%	-	-	-	3,001,190	-	3,001,190	0.0%	1.3%
Endowment Income	127,821	0.0%	-	-	1,750,155	1,546,844	3,257,008	3,477,425	1.1%	1.2%
Investment Income	574,593	25.6%	1,082,678	1,406,934	8,958,442	6,474,612	22,794,330	3,477,425	1.2%	1.5%
Other Revenue	7,969,266	44.2%	12,523	3,165	34,121,202	34,443,079	266,576,802	18,104,782	8.6%	7.7%
<b>Total Revenue</b>		<b>32.9%</b>	<b>1,095,201</b>	<b>1,410,099</b>	<b>34,121,202</b>	<b>34,443,079</b>	<b>266,576,802</b>	<b>235,829,469</b>	<b>100.0%</b>	<b>100.0%</b>
<b>EXPENSES:</b>										
Compensation & Benefits	585,689	11.7%	-	-	21,785,666	16,105,017	150,171,356	140,087,692	65.7%	65.3%
Depreciation	413,503	16.5%	-	-	5,841,035	5,480,026	6,254,538	5,759,062	2.7%	2.7%
Scholarships and Fellowships	-	0.0%	145,750	110,750	64,813	97,887	884,475	701,705	0.4%	0.3%
Utilities	523,388	21.1%	-	-	448,063	466,146	3,440,285	3,594,299	1.5%	1.7%
Debt Service - Interest and Fees	52,406	17.5%	-	-	1,129,093	1,471,500	1,235,221	1,640,675	0.5%	0.8%
Professional and Technical Fees	295,686	24.6%	-	-	967,288	1,050,750	5,599,016	5,429,802	2.4%	2.5%
Maintenance and Repair	277,693	22.2%	-	-	746,793	531,644	3,980,740	4,056,753	1.7%	1.9%
Supplies and Materials	679,755	19.4%	-	-	1,138,435	825,984	21,990,580	18,638,167	9.6%	8.7%
Travel	168,546	22.5%	-	-	257,560	338,271	1,549,889	1,678,619	0.7%	0.8%
Communications	85,333	17.1%	-	-	129,478	17,289	1,763,430	1,680,013	0.8%	0.8%
Other Expenses	278,662	4.1%	12,472	799	1,277,059	2,358,408	31,675,532	31,205,166	13.9%	14.5%
<b>Total Expenses</b>	<b>3,360,660</b>	<b>13.9%</b>	<b>158,222</b>	<b>111,549</b>	<b>33,785,282</b>	<b>28,742,920</b>	<b>228,545,062</b>	<b>214,471,953</b>	<b>100.0%</b>	<b>100.0%</b>
<b>Net Incr (Decr) in Net Position</b>	<b>\$ 4,608,606</b>		<b>\$ 936,979</b>	<b>\$ 1,298,549</b>	<b>\$ 335,920</b>	<b>\$ 5,700,159</b>	<b>\$ 38,031,740</b>	<b>\$ 21,357,515</b>		



**EXHIBIT G**

Summer (if applicable):

	<u>May 12-30, 2014</u>	<u>Final add/drop date</u>
Intersession (3 weeks)	<u>May 12-30, 2014</u>	<u>May 12, 2014/May 13, 2014</u>
Law (7 weeks)	<u>May 19-July 3, 2014</u>	<u>May 20, 2014/May 22, 2014</u>
Block A	<u>May 12-June 6, 2014</u>	<u>May 13, 2014/May 14, 2014</u>
Block B	<u>June 9-July 3, 2014</u>	<u>June 10, 2014/June 11, 2014</u>
Block C	<u>July 8-August 1, 2014</u>	<u>July 9, 2014/July 10, 2014</u>
Block D	<u>May 12-June 27, 2014</u>	<u>May 13, 2014/May 15, 2014</u>
Block E	<u>June 30-August 15, 2014</u>	<u>July 1, 2014/July 3, 2014</u>
Block H	<u>May 12-July 25, 2014</u>	<u>May 13, 2014/May 20, 2014</u>
Intersession (3 week)	<u>July 28-August 15, 2014</u>	<u>July 28, 2014/July 29, 2014</u>







Alternative Schedules (please describe any alternative schedules):College of Medicine:

Fall 2014-First Year Students	
Semester begins	<u>August 18, 2014</u>
Classes end	<u>December 19, 2014</u>
Spring 2015-First Year Students	
Semester begins	<u>January 5, 2015</u>
Classes end	<u>June 5, 2015</u>
Fall 2014-Second Year Students	
Semester begins	<u>August 11, 2014</u>
Classes end	<u>December 19, 2014</u>
Spring 2015-Second Year Students	
Semester begins	<u>January 5, 2015</u>
Classes end	<u>May 1, 2015</u>
Summer & Fall 2014-Third Year Students	
Semester begins	<u>July 7, 2014</u>
Classes end	<u>December 19, 2014</u>
Spring 2015-Third Year Students	
Semester begins	<u>January 5, 2015</u>
Classes end	<u>June 19, 2015</u>
Summer & Fall 2014-Fourth Year Students	
Semester begins	<u>July 7, 2014</u>
Classes end	<u>December 19, 2014</u>
Spring 2015-Fourth Year Students	
Semester begins	<u>January 5, 2015</u>
Classes end	<u>May 22, 2015</u>
Commencement date (graduation ceremony)	<u>May 30, 2015</u>

## College of Medicine Third and Fourth Year Clinical Rotations (2, 4, 6 &amp; 8 Week Rotations)

Physician Associate Program:

Summer 2014: First Year Students	
Semester begins	<u>June 2, 2014</u>
Classes end	<u>August 1, 2014</u>
Fall 2014: First Year Students	
Semester begins	<u>August 4, 2014</u>
Classes end	<u>December 12, 2014</u>
Spring 2015: First Year Students	
Semester begins	<u>January 5, 2015</u>
Classes end	<u>May 29, 2015</u>
Summer 2014: Second Year Students	
Semester begins	<u>June 2, 2014</u>
Classes end	<u>August 29, 2014</u>

**EXHIBIT G**Holiday Breaks for Didactic Courses:

Thanksgiving	<u>November 26-30, 2014</u>
Christmas/Winter	<u>Dec. 15, 2014-Jan. 4, 2015</u>
Spring Break	<u>March 14-22, 2015</u>
Summer Break	<u>May 23-31, 2015</u>

Note: University Holidays do not apply in the clinical year.

## Physician Associate Second and Third Year Clinical Rotations (4 Week Rotations)

Physician Assistant Program:

Physician Assistant Second and Third Year Clinical Rotations (2, 4, 6 &amp; 8 Week Rotations)

Graduate College – Graduate Program in Biomedical Sciences:

Program Start Date	<u>August 1, 2014</u>
--------------------	-----------------------

Dental Science-Orthodontics & Periodontics

Summer 2014 Clinical Rotations (Monthly):	<u>May 12-Aug 15, 2014</u>
First Year Students begin	<u>July 1, 2014</u>
Spring 2015:	<u>Jan. 5-May 8, 2015</u>

College of Dentistry-Dentistry and Dental Hygiene Programs:

Summer 2014: DS 1	
Classes begin	<u>June 16, 2014</u>
Classes end	<u>August 1, 2014</u>
Thanksgiving Break-Dental Courses	<u>November 24-28, 2014</u>
Spring 2015 Session 1:	
Classes begin	<u>January 5, 2015</u>
Classes end	<u>May 8, 2015</u>
Spring 2015 Session 2:	
Classes begin (Clinical)	<u>January 5, 2015</u>
Classes end	<u>July 24, 2015</u>
Commencement date (graduation ceremony)	<u>May 9, 2015</u>

College of Pharmacy Clinical Rotations (Monthly Rotations):

Summer 2014:	<u>June 2-30, 2014</u>
	<u>July 1-31, 2014</u>
Fall 2014:	<u>August 1-29, 2014</u>
	<u>September 2-30, 2014</u>
	<u>October 1-31, 2014</u>
	<u>November 3-28, 2014</u>
	<u>December 1-31, 2014</u>
Spring 2015:	<u>January 2-30, 2015</u>
	<u>February 2-27, 2015</u>
	<u>March 2-31, 2015</u>
	<u>April 1-30, 2015</u>
	<u>May 1-29, 2015</u>

College of Nursing

## ABS N Program:

Summer 2014:	<u>June 2-July 30, 2014</u>
August 2014 Intersession:	<u>July 31-Aug. 15, 2014</u>
December 2014 Intersession:	<u>Dec. 15, 2014-Jan. 9, 2015</u>
May 2015 Intersession:	<u>May 11-29, 2015</u>

**EXHIBIT G**

College of Allied Health:

Communication Sciences & Disorders  
International Trip:

January 13-July 1, 2014

Dietetic Internship:

Spring 2014 Classes begin:  
Spring 2014 Classes end:

January 14, 2014

September 5, 2014

Summer 2014 Classes begin  
Summer 2014 Classes end

August 5, 2014

April 9, 2015

Spring 2015 Classes begin  
Spring 2015 Classes end

January 12, 2015

September 4, 2015

Occupational Therapy:

Class of 2016:

Classes begin  
Classes end

May 19, 2014

June 27, 2014

FW I-Summer 2014:

Classes begin  
Classes end

July 7, 2014

August 1, 2014

Class of 2015:

Classes begin  
Classes end

May 15, 2014

May 30, 2014

FW II-Summer 2014:

Classes begin  
Classes end

June 2, 2014

July 25, 2014

Physical Therapy:

Class of 2016:

Classes begin  
Classes end

May 19, 2014

July 3, 2014

CE I -Summer 2014:

Classes begin  
Classes end

July 7, 2014

August 1, 2014

Class of 2015:

Classes begin  
Classes end

May 15, 2014

June 27, 2014

CE II-Summer 2014:

Classes begin  
Classes end

June 30, 2014

August 22, 2014

**EXHIBIT H**

CUMULATIVE TOTAL PROFESSIONAL FEES FOR WORK  
COMPLETED BY ON-CALLS THROUGH THE FIRST QUARTER  
OF FISCAL YEAR 2013-2014

For the Norman Campus:

<u>Firm Name</u>	<u>Total Fees</u>
Smith Roberts Baldischwiler, LLC	\$ 2,250
Total, Norman Campus	2,250

For the Health Sciences Center, Oklahoma City:

<u>Firm Name</u>	<u>Total Fees</u>
Cavin Design Group	67,649
Total, Health Sciences Center, Oklahoma City	67,649

For OU-Tulsa:

<u>Firm Name</u>	<u>Total Fees</u>
None to date	0

Total, All Campuses	<u><u>\$69,899</u></u>
---------------------	------------------------

QUARTERLY REPORT OF PURCHASES – ALL  
July 1 - September 30, 2013

<u>Item</u>	<u>Description</u>	<u>Campus-Department</u>	<u>Vendor</u>	<u>Award Amount</u>	<u>Explanation/Justification</u>
I.		PURCHASE OBLIGATIONS FROM \$50,000 TO \$250,000			
	Norman Campus				
1	Service	K20 Center for Educational & Community Renewal	Raptura, LLC	161,465	Graphic Art Services
2	Service	Information Technology	SKC Communication Products, LLC	51,146	Audio / Visual Equipment Installation
3	Service	Athletics	Daktronics, Inc.	173,450	Audio / Visual Equipment Installation
4	Furniture	Housing & Food Services	University Loft Company	228,535	Furniture
5	Software	Parking & Transportation Services	Associated Timed Parking Controls	62,003	Software Subscription
6	Service	Student Affairs	Yellow Cab of Norman	75,000	Cab Fees for SafeRide Program
7	Service	Student Affairs	Airport Express, Inc.	97,000	Cab Fees for SafeRide Program
8	Service	Housing & Food Services	Regensis Company, Inc.	100,000	Upholstery Services
9	Equipment	Housing & Food Services	General Electric Company	150,000	Appliances
10	Service	Housing & Food Services	Commercial Furniture Refinishers, LLC	100,000	Upholstery Services
11	Equipment	Housing & Food Services	Best Buy Government, LLC	80,000	TV's & DVD Players
12	Supply	Housing & Food Services	Carpet Store	225,000	Carpet & Tile
13	Service	National Resource Center for Youth Services	Renaissance Harborplace Hotel	75,000	Conference Expenses

**EXHIBIT I**

14	Service	College of Continuing Education – Outreach Marketing	Staplegun Design	175,448	Advertising
15	Equipment	OU Advanced Radar Research Center	Advanced Assembly	59,661	Circuit Board Assembly
16	Service	University of Oklahoma Press	Thomson Shore, Inc.	100,000	Printing & Binding
17	Service	University of Oklahoma Press	Newgen North America, Inc.	55,000	EBook Conversion
18	Service	University of Oklahoma Press	Edwards Brothers, Inc.	150,000	Printing & Binding
19	Service	University of Oklahoma Press	Sheridan Books, Inc.	60,000	Printing & Binding
20	Service	Fleet Services	Comdata	250,000	Fuel
21	Service	College of Atmospheric & Geographical Sciences	Hard Rock Café Atlanta	65,000	Conference Expenses
22	Furniture	Housing & Food Services	University Loft Company	76,404	Furniture
23	Equipment	Information Technology	Fishnet Security, Inc.	219,885	Intrusion Detection and Prevention System
24	Service	College of Continuing Education – Outreach Marketing	Staplegun Design, Inc.	110,000	Advertising
25	Service	Athletics	UPS	65,000	Shipping
26	Equipment	Athletics	Evertz Microsystems, Ltd	150,000	Router
27	Service	College of Continuing Education – Outreach Marketing	Sooner Sports Properties	90,125	Advertising
28	Service	Athletics	Landers Window and Exterior	74,468	Window Cleaning
29	Service	Athletics	Global Airline Services	171,422	Air Charter



**EXHIBIT I**

30	Service	Bizzell Library	Sooner Security of Norman, Inc.	80,000	Security Services
31	Lease	Printing Services	Ryder Transportation Services	51,600	Delivery Truck Lease
32	Service	Housing & Food Services	Terminix International	85,694	Pest Control
33	Service	University of Oklahoma Press	Cushing Malloy, Inc.	60,000	Printing & Binding
34	Furniture	College of Continuing Education	Copelin's Office Center, Inc.	84,223	Furniture
35	Lease	Printing Services	Canon Solutions America	150,000	Equipment Lease
36	Service	Housing & Food Services	Superior Linen Services, Inc.	100,000	Linen Service
37	Equipment	Information Technology	SKC Communication Products, LLC	60,576	Audio / Visual Equipment
38	Supply	Athletics	Promos Advertising Products	200,000	Promotional Items
39	Service	Athletics	Bill Veazey's Party Store	80,000	Furniture Rental
40	Software	Office of the Bursar	Educational Computer Systems, Inc.	120,000	Software
41	Vehicle	Fleet Services	David Stanley Chevrolet	92,440	Vehicles
42	Service	Human Resources	Truescreen, Inc.	75,000	Background Screening Services
43	Service	Athletics	CSL International	89,500	Market Study
44	Equipment	Athletics	Z Floor Company, Ltd.	81,700	Portable Basketball Goals
45	Vehicle	University of Oklahoma Police Department	Hudiburg Auto Group Chevrolet	56,850	Vehicles
46	Equipment	Information Technology	SKC Communication Products, LLC	59,113	Security Cameras

**EXHIBIT I**

47	Service	Texoma Biological Station	DozerWorx, Inc.	52,432	Cement Pad for Greenhouse
48	Service	Web Communications	Charlie Uniform Tango	136,712	Web Commercials
49	Service	College of Continuing Education – Outreach Marketing	Saxum Strategic Communication	115,700	Marketing
50	Service	Goddard Health Center	Laboratory Corporation of America	120,000	Lab Services
51	Service	University Development	Marketing Communication Resource	80,000	Mailing Services
52	Service	Athletics	Western Enterprises, Inc.	60,000	Pyrotechnics for Athletic Events
53	Service	Athletics	ISS Facility Services, Inc.	200,000	Cleaning Services
54	Equipment	College of Atmospheric & Geographic Sciences	SKC Communication Products, LLC	117,696	Audio / Visual Equipment
55	Vehicle	Fleet Services	David Stanley Chevrolet	69,444	Vehicles
56	Vehicle	Landscape Department	Roberts Truck Center	61,482	Truck
57	Equipment	Facilities Management	Warren CAT	180,955	Backhoe
58	Equipment	Facilities Management	Central New Holland	56,346	Tractor Mower
59	Equipment	Facilities Management	Enid New Holland	157,210	Utility Vehicles
		Health Sciences Center Campus			
60	Service	Information Technology	Presidio Networked Solutions, Inc.	55,283	Equipment Maintenance
61	Service	Site Support	Waste Management of Oklahoma, Inc.	57,275	Trash Disposal

**EXHIBIT I**

62	Service	Site Support	Firetrol Protection Systems	75,000	Sprinkler & Alarm Design and Installation
63	Software	Information Technology	Dell Financial Services, LP	91,001	Software Maintenance Renewal
64	Supply	Motor Pool	Mansfield Oil Company	200,000	Fuel
65	Service	Family Medicine	Mediclaim Services, Inc.	94,095	Billing Services
66	Lease	Family & Preventative Medicine	RBS, Inc.	94,800	Space Lease
67	Service	Site Support	Simplex Grinnell, LP	100,000	Fire Alarm and Sprinkler System Design & Support
68	Service	Office of Financial Services	Cole & Reed, PC	100,200	Financial Audit
69	Service	Orthopedic Surgery	Stenomed, Inc.	110,000	Transcription Services
70	Service	Site Support	Simplex Grinnell, LP	82,217	Sprinkler & Fire Alarm Inspections
71	Service	College of Medicine	Medhub, Inc.	85,680	Maintenance
72	Service	OU Physicians	Digital Transcription Systems, Inc.	100,000	Transcription Services
73	Lease	Neurosurgery	Peppertree, LLC	69,088	Space Lease
74	Service	OU Physicians	Midcon Data Services, LLC	130,850	Record Storage & Destruction
75	Service	OU Donor Program	Hibbs Funeral Home	136,000	Preservation Services
76	Service	OU Physicians	Stenomed, Inc.	120,000	Transcription Services
77	Equipment	Information Technology	CXtec	75,000	Telecommunication Equipment
78	Equipment	Information Technology	Graybar Electric Company, Inc.	100,000	Telecommunication Equipment
79	Equipment	Information Technology	Anixter, Inc.	155,000	Telecommunication Equipment

**EXHIBIT I**

80	Equipment	Information Technology	Chickasaw Telecom, Inc.	65,000	Networking Equipment
81	Equipment	Information Technology	Ingram Micro, Inc.	100,000	Telecommunication Equipment
82	Lease	College of Nursing	2200 Plaza	69,148	Space Lease
83	Software	Information Technology	SHI International, Corporation	130,000	Enterprise Vault File System
84	Supply	Parking & Transportation Services	Mansfield Oil Company	60,000	Fuel
85	Service	College of Dentistry	Physicians Auditing & Billing Services	91,250	Billing & Collection Services
86	Service	Site Support	Otis Elevator Company	91,140	Elevator Maintenance
87	Equipment	Information Technology	Chickasaw Telecom, Inc.	208,150	Telecommunication Equipment
88	Equipment	Information Technology	SKC Communication Products, LLC	95,000	Telecommunication Equipment
89	Software	Office of the Provost	Desire2Learn, Inc.	70,536	Software Renewal
90	Service	College of Medicine	Standard Insurance Company	87,839	Resident Disability Coverage
91	Lease	Department of Pediatrics	Delhotel, Biehler, Fuller & Caughron	58,200	Space Lease
92	Service	Department of Pediatrics	Pascova Group, LLC	70,000	Consulting Services
93	Supply	OU Physicians	Imagenation Promotional Group	145,000	Promotional Items
94	Equipment	University of Oklahoma Police Department	Stolz Telecom	203,174	Equipment for 911 Call Center
95	Equipment	University of Oklahoma Police Department	Stolz Telecom	102,771	Transmitters for Police Radios
96	Service	OU Physicians	Gateway EDI, LLC	136,850	Statement Processing

**EXHIBIT I**

97	Service	Human Resources	Truescreen, Inc.	50,500	Background Screening Services
98	Service	College of Medicine	Alexander, Wollman & Stark	75,000	Faculty Chair Search
99	Service	College of Medicine	Alexander, Wollman & Stark	65,000	Faculty Chair Search
100	Service	Department of Radiological Sciences	Sunset Radiology, Inc.	175,000	Radiological Services
101	Supply	Peggy & Charles Stephenson Oklahoma Cancer Center	Superior Linen Service, Inc.	60,000	Linen Services
102	Service	Architectural & Engineering Services	Tec-An, Inc.	82,400	Asbestos Abatement Services
103	Vehicle	Motor Pool	Vance Country Ford	65,616	Vehicles
104	Service	Human Resources	Payflex Systems USA, Inc.	60,000	Retiree & Cobra Billing Services
105	Equipment	OU Breast Institute	Esaote North America	157,940	Ultrasounds
	Tulsa Campus				
106	Service	OU Early Childhood Education Center	Pardee Construction	102,898	Remodeling of Early Childhood Education Suite
107	Service	Information Technology	Windstream	59,803	Telephone System Maintenance
108	Supply	Women's Health Care Specialists	Curascript Specialty Distribution	224,203	Patient Supplies
109	Service	Operations	Trugreen Landcare	51,000	Lawncare Services
110	Service	Operations	Owl Nite Security	135,760	Security Services
111	Service	Information Technology	SKC Communication Products, LLC	57,498	Polycom Maintenance
112	Service	OU Physicians	Press Ganey Associates	65,235	Patient Surveys

**EXHIBIT I**

113	Equipment	OU Children's Physicians	Leica Microsystems	51,520	Ear Microscopes
II. SOLE SOURCE PROCUREMENTS FROM \$50,000 TO \$250,000 Competition Not Applicable					
	Norman Campus				
114	Equipment	Athletics	Mansfield Media Solutions, Inc.	139,205	Televisions for Stadium Improvements
115	Service	KGOU Radio	Public Radio International	65,000	Programming
116	Software	Housing & Food Services	Blackboard, Inc.	160,446	Software License for SoonerCard
117	Lease	Information Technology	329 Partners 11, Ltd.	143,000	Space Lease
118	Service	Public Affairs	Clear Channel Airports	83,940	Advertising
119	Service	President's Office	Steptoe & Johnson, LLP	126,000	Government Relation Services
120	Lease	College of Continuing Education – Advance Programs	Charles E Smith Company	77,000	Space Lease
121	Lease	OU DHS Training Center	VTA Oklahoma City, LLC	205,260	Space Lease
122	Lease	OU DHS Training Center	Santa Fe North	95,057	Space Lease
123	Service	Law Library	Thomson Reuters	90,000	Online Subscription
124	Service	Law Library	Wolters Kluwer Law and Business	63,250	Online Subscription
125	Service	Center for Business & Economic Development	Gleneeco Corporation	200,000	Course Instruction for Blowout Prevention School
126	Supply	Pride of Oklahoma Band	Nike USA, Inc.	120,000	Uniforms
127	Service	Public Affairs	Norman Transcript	150,000	Advertising

**EXHIBIT I**

128	Service	Public Affairs	OPUBCO Communications Group	200,000	Advertising
129	Service	Public Affairs	Tulsa World	200,000	Advertising
130	Software	Information Technology	Mathworks, Inc.	60,440	Software
131	Software	Information Technology	Desire2Learn, Inc.	226,629	Software
132	Lease	Real Estate Leased Properties	Ironwolf Building, LLC	55,845	Space Lease
133	Lease	Printing Services	Bank of Springfield	124,702	Space Lease
134	Lease	Real Estate Leased Properties	Dowell Properties	80,207	Space Lease
135	Equipment	School of Music	Edmond Music	89,745	Piano
136	Service	Facilities Management	WLW Company, LLC	150,000	Consulting
137	Service	University of Oklahoma Press	Lightning Source, Inc.	100,000	Digital Book Printing
138	Software	University Libraries	Amigos Library Services	210,000	Database Subscription
139	Equipment	Mewbourne School of Petroleum and Geological Engineering	Vision Research	118,150	Monochrome Camera
140	Equipment	Parking & Transportation Services	Seon System Sales, Inc.	97,065	Cameras
141	Equipment	Athletics	Allied Broadcast Group, LLC	120,000	Cameras
142	Equipment	Athletics	Nike USA, Inc.	150,000	Athletic Equipment
143	Equipment	Athletics	Riddell All American Sports Corporation	100,000	Athletic Equipment
144	Software	Parking & Transportation Services	Routmatch Software Inc.	62,740	Software
145	Equipment	Chemical, Biological & Materials Engineering	MKS Instruments, Inc.	81,700	Tungsten Filaments

**EXHIBIT I**

146	Equipment	Physics and Astronomy	Stable Laser Systems	58,590	Vacuum Housing
147	Service	Human Resources	Segal Company	70,650	Benefit Consulting Services
148	Furniture	College of Fine Arts	Wenger Corporation	79,913	Portable Chairs
149	Lease	OU DHS Training Center	G&W Development, LLC	195,511	Space Lease
150	Lease	Real Estate Leased Properties	Triad Building, LLC	81,951	Space Lease
151	Software	Information Technology	DLT Solutions, Inc.	69,465	Software
152	Lease	Real Estate Leased Properties	VTA Oklahoma City, LLC	121,457	Space Lease
153	Service	Legal Counsel	McCafee and Taft	200,000	Legal Services
154	Service	Law Library	LexisNexis Matthew Bender	61,650	Print Monographs & Subscriptions
155	Service	Human Resources	Graystone Group Advertising	150,000	Advertising
156	Service	College of Continuing Education – Outreach Marketing	Sooner Sports Properties	132,000	Advertising
157	Service	College of Continuing Education	Performance Dashboard	58,800	Consulting
158	Service	Law Library	Thomson Reuters	241,500	Print Monographs & Subscriptions
159	Service	Information Technology	Gartner Group	232,685	Consulting
160	Software	Bizzell Library	Center for Research Libraries	75,000	Database Subscription
161	Software	Bizzell Library	Elsevier, Inc.	115,000	Database Subscriptions
162	Software	Bizzell Library	Greater Western Library Alliance	240,000	Database Subscription
163	Supply	Stephenson Research & Technology Center	Agilent Technologies	200,586	Custom Arrays



**EXHIBIT I**

164	Service	Administration & Finance	Capitol Decisions, Inc.	107,900	Consulting
165	Software	Information Technology	Association of Central Oklahoma Government	64,260	Emergency Telephone Systems Software
166	Software	Law Library	Bloomberg BNA	59,270	Subscription
167	Software	Price College of Business	Bloomberg Financial, LP	59,850	Software
168	Software	Bizzell Library	Gale	150,000	Subscription
169	Service	University Development	Sooner Sports Properties	90,125	Programming
170	Service	University Development	RuffaloCody, LLC	226,329	Telemarketing
171	Lease	College of Continuing Education – Center for Early Childhood Development	78 Robinson, LLC	156,936	Space Lease
172	Service	Bizzell Library	Online Computer Library Center, Inc.	120,000	Online Database
173	Service	Bizzell Library	Online Computer Library Center, Inc.	150,000	Monographs
174	Service	Bizzell Library	Jstor	130,000	Online Subscriptions
175	Equipment	Stephenson Research & Technology Center	Thermo Electron	81,551	Mass Spectrometer
176	Software	Bizzell Library	Sirsidynix	93,074	Software Maintenance
177	Service	OU Advanced Radar Research Center	Lockhead Martin	100,000	Consulting
178	Service	Mewbourne School of Petroleum & Geological Engineering	FEI Company	61,632	Equipment Maintenance
179	Equipment	Housing & Food Services	Load King Manufacturing Company	200,484	Equipment for Einstein Brothers Bagels

**EXHIBIT I**

180	Service	Athletics	National Center for Employee Development	96,000	Lodging & Transportation for Football Team
181	Service	Alumni Association	Sooner Sports Properties	90,125	Programming
182	Equipment	Mewbourne School of Petroleum & Geological Engineering	MTS System Corporation	168,677	Rock Testing System
183	Service	Printing Services	Heidelberg USA, Inc.	75,000	Maintenance
184	Equipment	Electrical & Computer Engineering	Suss Micro Tech	71,400	Mask Aligner & Vacuum Chuck
185	Service	KGOU Radio	National Public Radio	250,000	Programming
186	Equipment	OU Chemistry / Biochemistry	PerkinElmer Health Sciences, Inc.	219,154	Operetta High Content Screening System
187	Service	Human Resources	Frederick Bass & Company, Inc.	60,000	Actuarial Consulting
188	Service	Administration & Finance	Steptoe & Johnson, LLP	63,000	Consulting
189	Service	Information Technology	Sooner Sports Properties	51,500	Advertising
190	Service	Information Technology	Sooner Sports Properties	125,660	Advertising
191	Service	International Programs	Medex Insurance Services, Inc.	75,000	Student Insurance
192	Equipment	Chemical, Biological & Materials Engineering	CDS Analytical, Inc.	60,067	Micro Pyrolysis
193	Furniture	Bizzell Library	Ron Mitchell Millworks	62,901	Display Cases
194	Lease	OU DHS Training Center	Norman Industrial Complex, LLC	88,687	Space Lease
195	Service	K20 Center for Educational & Community Renewal	ACT, Inc.	101,640	ACT Testing
196	Software	Information Technology	Microsoft, Inc.	71,199	Software

**EXHIBIT I**

197	Service	Athletics	Colonnade Group	200,000	Management Services for Athletic Hospitality Program
198	Equipment	Physics & Astronomy	Cryomech	102,625	Lab Equipment
199	Equipment	Chemical, Biological & Materials Engineering	Shimadzu Scientific Instruments, Inc.	55,472	Lab Equipment
200	Service	Athletics	Lamar Company	100,000	Advertising
201	Supply	School of Dance	American Harlequin Corporation	52,840	Floor Replacement for Fine Arts Center
	Health Sciences Center Campus				
202	Service	Department of Radiological Sciences	Melissa L. Pfenning, PLLC	124,695	Radiological Services
203	Service	College of Pharmacy	Acute and Intensive Care Pediatrics	125,000	Medical Director Services
204	Software	College of Pharmacy	Truven Health Analytics, Inc.	54,055	Subscription
205	Software	Information Technology	Apply Yourself, Inc.	66,906	Subscription
206	Software	Information Technology	TouchNet Information Systems, Inc.	56,890	Software Maintenance
207	Service	College of Pharmacy	United Pharmacy Partners, Inc.	70,000	Administration Fees
208	Service	OU Breast Institute	Hologic, Inc.	90,000	Equipment Maintenance
209	Supply	OU Children's Physicians	Republic Parking Systems	75,000	Parking Validation Books
210	Software	College of Pharmacy	Wolters Kluwer Health, Inc.	90,196	Software License & Maintenance
211	Supply	OU Physicians	Genzyme Biosurgery	78,750	Pharmacy Supplies

**EXHIBIT I**

212	Service	George Nigh Rehabilitation Center	Olakunie Ajanajku, MD	62,500	Patient Services
213	Service	George Nigh Rehabilitation Center	Boomer Solutions, LLC	98,000	Pharmacy Services
214	Software	OU Physicians	Citrix Systems	53,905	Software Maintenance
215	Service	OU Physicians	Language Access Network, LLC	52,268	Interpreter
216	Software	OU Physicians	Televox Software, Inc.	69,600	Software Renewal
217	Service	OU Physicians	Oklahoma City All Sports Association	113,276	Advertising
218	Service	Department of Radiological Sciences	Infocus Diagnostic Imaging, LLC	75,000	Radiological Services
219	Service	Department of Radiological Sciences	Melissa L. Pfenning, PLLC	115,000	Radiological Services
220	Service	OU Physicians	Optuminsight, Inc.	62,340	Imaging System Subscription
221	Equipment	Peggy & Charles Stephenson Oklahoma Cancer Center	PerkinElmer Health Sciences, Inc.	148,788	Microscope System
222	Service	Peggy & Charles Stephenson Oklahoma Cancer Center	Republic Parking System	68,000	Valet Parking Services
223	Service	Parking & Transportation Services	Republic Parking System	90,000	Employee Parking
224	Software	Robert M. Bird Library	Teton Data Systems	185,480	Subscription
225	Equipment	OU Physicians	Gordon N. Stowe & Associates, Inc.	130,760	Audio Booths
226	Supply	Peggy & Charles Stephenson Oklahoma Cancer Center	Atlantic Biologicals Corporation	100,000	Pharmaceutical Supplies

**EXHIBIT I**

227	Supply	College of Dentistry	Jelenko	61,466	Dental Supplies
228	Service	Department of Radiological Sciences	Anna I. Stidham, MD PLLC	75,000	Radiological Services
229	Equipment	Department of Pediatrics	Life Technologies Corporation	65,425	Genome Machine
230	Equipment	OU Children's Dermatology Clinic	Candela Corporation	82,273	Laser System
231	Supply	Department of Pediatrics	Agilent Technologies	141,648	Array Chips
232	Supply	OU Physicians	DJO, LLC	60,000	Orthopedic Devices
233	Service	Information Technology	Yellow Pages	81,092	Advertising
234	Service	Administration & Finance	ASI Signage Innovations	238,267	Signage Replacement
235	Service	College of Medicine	Association of American Medical Colleges	58,470	Membership
236	Equipment	Neonatal-Perinatal Medicine	CosMed USA	87,500	Medical Equipment
237	Equipment	OU Physicians	Natus Medical Incorporated	88,550	Equitest System
238	Service	Robert M. Bird Library	McGraw-Hill Global Education	159,094	Online Subscription
239	Supply	OU Breast Institute	Devicor Medical Products, Inc.	127,400	Medical Supplies
240	Equipment	Microbiology & Immunology	AB Sciex	244,820	Mass Spectrometer
241	Software	College of Medicine	National Board of Medical Examiners	50,004	Subscription
242	Service	College of Pharmacy	American Academy of Professional Coders	85,990	Online Training
243	Service	College of Pharmacy	American Academy of Professional Coders	150,000	Readiness Assessments

**EXHIBIT I**

	Tulsa Campus				
244	Service	Physician Assistant Program	Morton Comprehensive Health Services	57,968	Lab Services
245	Supply	Women's Health Care Specialists	Theracom, LLC	87,918	Patient Supplies
246	Supply	Women's Health Care Specialists	Conceptus, Inc.	81,000	Patient Supplies
247	Software	Medical Informatics	Citrix Systems	68,630	License Renewal
248	Software	Medical Informatics	Allscripts Healthcare, LLC	110,200	Software Maintenance
249	Service	OU Physicians	Kelly Kenney	99,990	Consulting
250	Equipment	Operations	Johnson Controls, Inc.	91,300	Card Readers
251	Software	OU Physicians	Allscripts Healthcare, Inc.	69,000	Electronic Claims
252	Software	OU Physicians	Allscripts Healthcare, Inc.	144,000	Patient Billing
253	Supply	Obstetrics / Gynecology	Theracom, LLC	65,032	Patient Supplies
254	Equipment	Pediatrics	Philips Healthcare	189,976	Ultrasound System

REGENTS' FUND  
QUARTERLY FINANCIAL REPORT  
September 30, 2013

EXECUTIVE SUMMARY

Highlights from the Regents' Fund Quarterly Financial Report for the three months ended September 30, 2013 are presented below for information only.

ALL FUNDS

- As of September 30, 2013, the Regents' Fund consisted of 234 individual funds with a combined net market value of \$127.9 million, a \$3.7 million (3.0%) increase from June 30, 2013.

CONSOLIDATED INVESTMENT FUND (CIF)

- Cash and investments held by the CIF at September 30, 2013, had a market value of \$82.0 million, a \$3.3 million (4.1%) increase from June 30, 2013. Of the \$82.0 million, \$951,000 was held locally for working capital purposes, and \$81.1 million was managed by Adams Hall Asset Management LLC, Investment Management Fiduciary.
- During the three months ended September 30, 2013, the CIF realized a total return of 3.9%, which trailed the blended benchmark of 4.4% by 50 basis points.
- During the year ended September 30, 2013, the CIF realized a total return of 9.9%, which exceeded the blended benchmark of 9.2% by 70 basis points.

SHORT-TERM INVESTMENT FUND (STIF)

- Cash and investments held by the STIF at September 30, 2013, had a market value of \$43.2 million, a \$716,000 (1.6%) decrease from June 30, 2013.
- During the three months ended September 30, 2013, the STIF realized a total return of 0.6%, which exceeded the 91-day Treasury Bill rate of 0.0% by 60 basis points.
- During the year ended September 30, 2013, the STIF realized a total return of 1.5%, which exceeded the 91-day Treasury Bill rate of 0.1% by 140 basis points.

**REGENTS' FUND**  
**QUARTERLY FINANCIAL REPORT**  
**September 30, 2013**

As of September 30, 2013, the Regents' Fund consisted of 234 individual funds. The funds, under the governance of The Board of Regents of The University of Oklahoma, are preserved through investment and spending strategies that provide a balance between reasonable current income and long-term growth. Future growth is needed to offset the impact of inflation and to maintain purchasing power for future generations.

**I. Policy Information**

- Highlights of the "Statement of Investment Policy" are described below.

**Target Asset Allocation**

Asset Class	Minimum %	Target %	Maximum %
Global Equities	65%	70%	75%
Fixed Income	20%	25%	30%
Alternative Investments	0%	0%	5%
Cash	0%	5%	10%

**Performance Measurement and Objectives**

The CIF is a long-term portfolio and should be judged with a long-term perspective. While short-term performance measures are meaningful with respect to due diligence and periodic monitoring of the fund, the performance of the CIF will be judged with the longest time horizon perspective in mind.

**Absolute Return Objective** - which shall be measured in real (i.e., net of inflation) rate-of-return terms and shall have the longest time horizon for measurement;

The Absolute Return Objective of the CIF is to seek an average total annual return equal to CPI and other costs plus 5%.

**Relative Return Objective** - which shall be measured as time-weighted rates of return versus market index benchmarks; and,

**Comparative Return Objective** - which shall measure performance as compared to a universe of similar investment funds.

**Rebalancing**

It is the University's general policy to rebalance to its target asset allocation on a uniform and timely basis. The method of rebalancing will be based on the "tolerance" rebalancing formula, which generally states that the portfolio will be rebalanced if the target asset allocation goes beyond the stated tolerance for any particular asset class. Management is required to direct the investment manager to rebalance the portfolio within 30 days following the end of the month during which the fund was first determined to be out of balance.



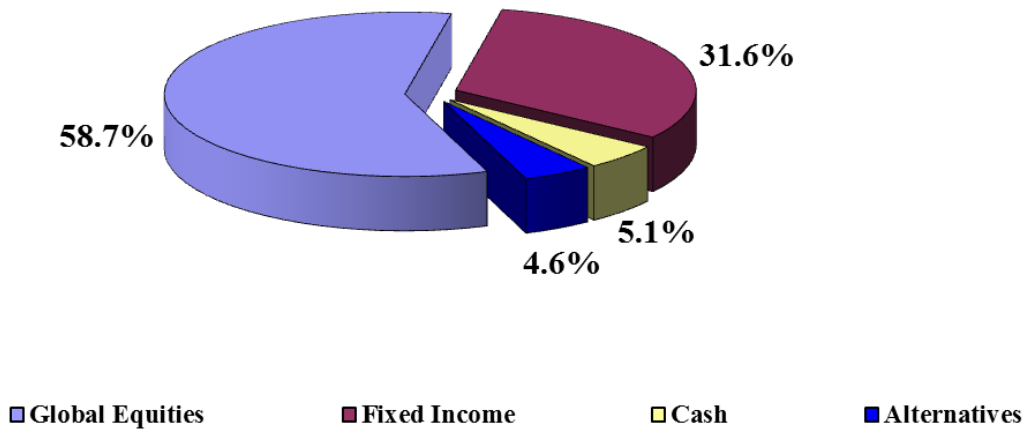
**II. Market Value**

The net market value of the Regents' Fund at September 30, 2013 was \$127.9 million, a \$3.7 million (3.0%) increase from June 30, 2013.

**III. Consolidated Investment Fund (CIF)**

- **Asset Allocation**

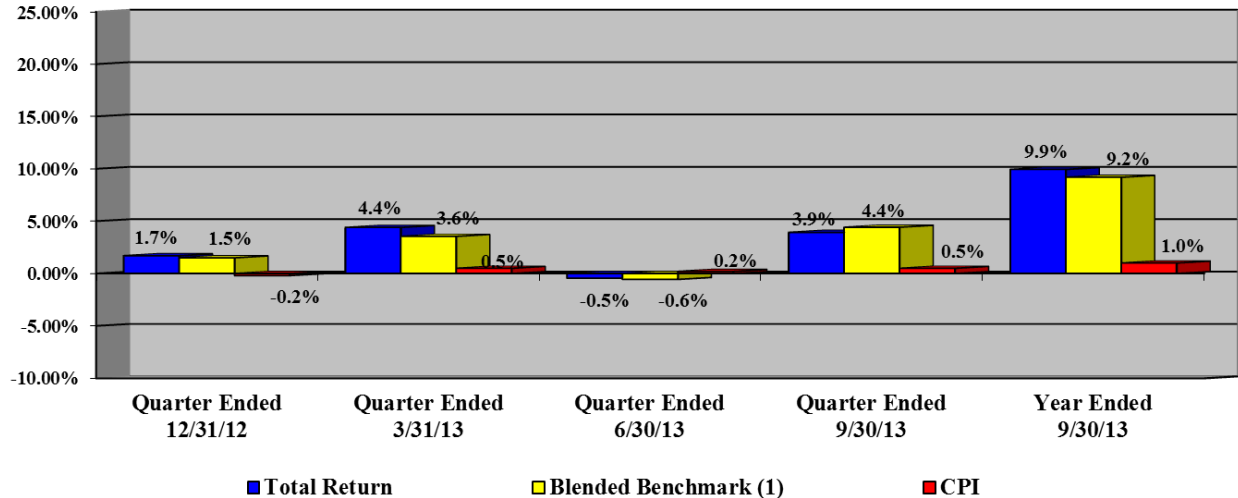
Cash and investments held by the CIF at September 30, 2013, had a market value of \$82.0 million, a \$3.3 million (4.1%) increase from June 30, 2013. Of the \$82.0 million, \$951,000 was held locally for working capital purposes and \$81.1 million was managed by Adams Hall Asset Management LLC, Investment Management Fiduciary. The asset allocation of the CIF's cash and investments managed by Adams all Asset Management LLC, Investment Management Fiduciary, is summarized below.



• **CIF Performance**

- The CIF total return for the three months ended September 30, 2013 of 3.9% trailed the blended benchmark of 4.4% by 50 basis points. For the year ended September 30, 2013, the CIF total return of 9.9% exceeded the blended benchmark of 9.2% by 70 basis points.

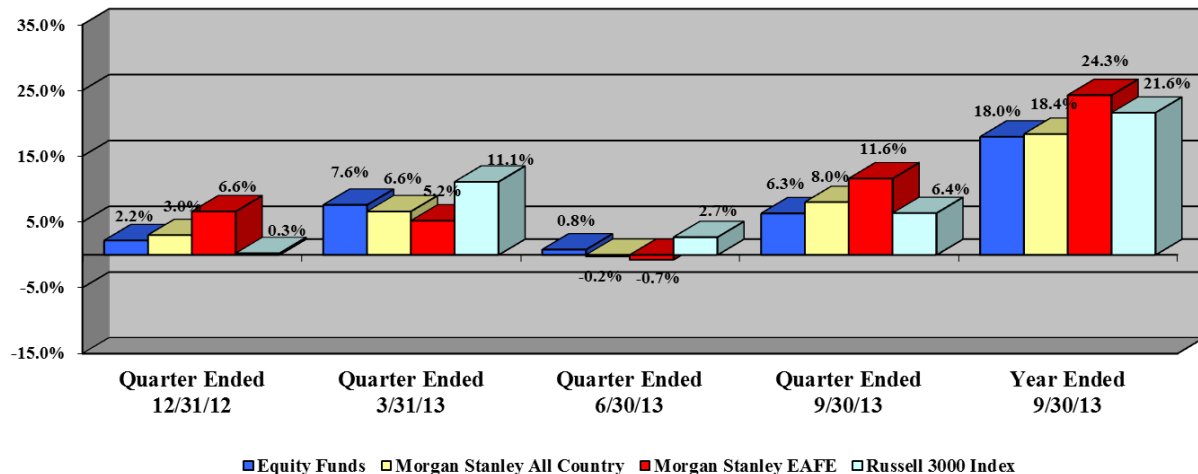
**Total CIF**



(1) The blended benchmark is a composite of indices represented by the Russell 3000, the Salomon Bros. 91-day Treasury Bill, the Barclays Capital Intermediate Government Bond Index, and the MSCI EAFE Equity Index.

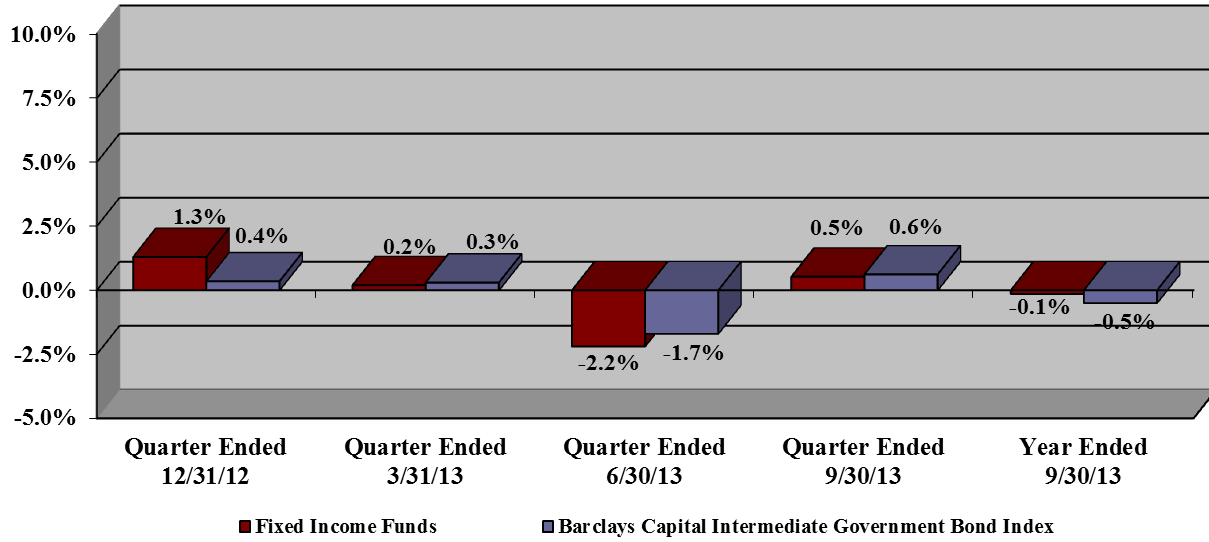
- The Total Equity return for the three months ended September 30, 2013 of 6.3% trailed the blended benchmark of 8.0% by 170 basis points. For the year ended September 30, 2013, the Total Equity return of 18.0% trailed the blended benchmark of 18.4% by 40 basis points.

**CIF Equity Funds**



- The Fixed Income return for the three months ended September 30, 2013 of 0.5% trailed the Barclays Capital Intermediate Government Bond Index of 0.6% by 10 basis points. For the year ended September 30, 2013, the Fixed Income return of -0.1% exceeded the Barclays Capital Intermediate Government Bond Index of -0.5% by 40 basis points.

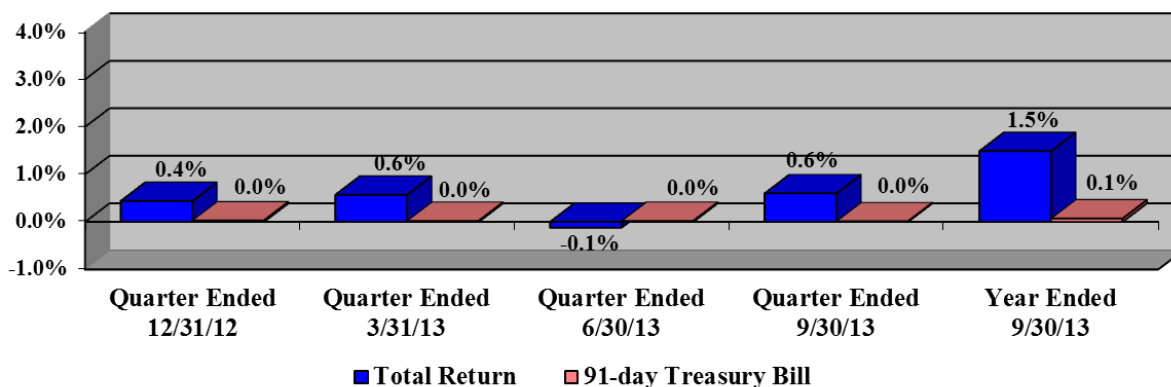
**CIF Fixed Income Funds**



**IV. Short Term Investment Fund (STIF)**

- The market value of the STIF at September 30, 2013 was \$43.2 million, a \$716,000 (1.6%) decrease from June 30, 2013.
- The STIF total return for the three months ended September 30, 2013 of 0.6% exceeded the 91-day Treasury Bill rate of 0.0% by 60 basis points. For the year ended September 30, 2013, the STIF total return of 1.5% exceeded the 91-day Treasury bill rate of 0.1% by 140 basis points.

**Total STIF**



**V. Revenues and Expenditures**

During the three months ended September 30, 2013, recognized revenues of \$5.0 million exceeded expenditures of \$1.3 million resulting in a net increase to market value of approximately \$3.7 million. This increase is primarily attributable to contributions, investment earnings and appreciation on investments.

<b>Revenues</b>	<b>2013</b>	<b>2012</b>
Investment Income	\$ 3,084,062	\$ 3,761,415
Cash Gifts	1,514,336	7,511,704
Interest	297,305	171,257
Oil and Gas Royalties	50,711	38,650
Other Income	16,779	63,709
Total Revenues	4,963,193	11,546,735
<b>Expenditures</b>		
Departmental Support	65,489	79,460
Athletic Support	179	179
Scholarships	640,311	704,946
Academic Enhancement Allocation	439,296	398,533
Investment Fees	60,848	63,789
Operating Support	39,177	36,295
Other Expenditures	15,465	19,192
Total Expenditures	1,260,765	1,302,394
Net Change in Market Value	\$ 3,702,428	\$ 10,244,341

December 5, 2013

**VI. Cash Gifts and Athletic Contributions**

The following cash gifts and contributions were received during the three months ended September 30, 2013.

• A gift from Corix Water Utilities, Inc. in support of the Corix Endowed Chair for Water and Sustainability at the National Weather Center	\$ 400,000
• A gift from the Ann A. Bowles Educational Trust for the establishment of the Ann A. Bowles Scholarship Fund	340,000
• A gift from the estate of Jean S. Buckner for the establishment of the Buckner Athletic Department Sooner Football Program Support in memory of Jesse Benjamin Hollis, Jr., Colonel U.S. Army Retired	219,959
• A gift from the estate of Helen Lee Riddle for the establishment of the Helen Lee Riddle Health and Exercise Science Fund for benefit of the College of Arts & Sciences	121,350
• A gift from the estate of Helen Lee Riddle for the establishment of the Helen Lee Riddle Sociology Fund for benefit of the College of Arts & Sciences	121,350
• A gift from the estate of Helen Lee Riddle for the establishment of the Helen Lee Riddle Psychology Fund for benefit of the College of Arts & Sciences	121,350
• A gift from the estate of Helen Lee Riddle for the establishment of the Helen Lee Riddle Instructional Leadership and Academic Curriculum Fund for benefit of the College of Education	121,350
• A gift from the Oklahoma Energy Resources Board (OERB) for the benefit of the OERB Scholarship Fund for Energy Management	49,250
• A gift from the Oklahoma Energy Resources Board (OERB) for the benefit of the OERB Scholarship Fund for Geology & Geophysics	12,250
• Various gifts under \$10,000	7,477
<b>TOTAL CASH GIFTS AND ATHLETIC CONTRIBUTIONS</b>	<b>\$ 1,514,336</b>

Academic Program Council  
Approved Course Changes - November 1, 2013

Prefix /Number	Title	Comments
<b>COURSE CHANGES</b>		
<u>College of Arts and Sciences</u>		
S WK	5733 The DSM-IV in Social Work: Assessment and Diagnosis	Change Title Change Title (Short)
<u>Price College of Business</u>		
EMGT	3523 Natural Gas Marketing and Power Trading	Change Description
EMGT	3700 Internship in Energy Management	Change Description
FIN	4513 Financial and Energy Risk Management	Change Title Change Title (Short)
FIN	4533 Advanced Topics in Risk Management	Change Title Change Title (Short) Change Description
FIN	5332 Risk Management and Financial Engineering	Change Description
FIN	5362 Fixed Income Fund Management	Change Description
FIN	5613 Student Investment Fund	Change Description
MIS	4433 Project Management	Change Description
<u>Jeannine Rainbolt College of Education</u>		
EDRG	5812 Evaluating Literacy Processes: Formal, Informal, Alternative (old)	Change Course Number Change Title
EDRG	5813 Evaluating Literacy Processes: Formal, Informal, Alternative (new)	Change Title (Short) Change Description
EDRG	5912 Developing Strategic Reader: Instructional Strategies (old)	Change Course Number Change Title
EDRG	5933 Developing Strategic Reader: Instructional Strategies (new)	Change Title (Short) Change Description
EDEC	4123 Curriculum of Early Childhood Education	Change Description
EDPY	4423 Family Psychology (old)	Change Course Number
EDPY	4493 Family Psychology (new)	Change Description

## EXHIBIT K

EDSP	6113	Program Development	Change Title Change Title (Short) Change Description
------	------	---------------------	--

### College of Engineering

CH E	2313	Structure and Properties of Materials (old)	Change Course Number
CH E	3313	Structure and Properties of Materials (new)	Change Description
ISE	4393	Capstone Design Project	Change Title Change Description

### Weitzenhoffer College of Fine Arts

MUTH	4853	Orchestration	Change Description
------	------	---------------	--------------------

## COURSE DELETIONS

### College of Atmospheric and Geographic Sciences

GEOG	4453	Geographic Information Systems (Slashlisted with 5453)
GEOG	4553	GIS Applications
GEOG	5453	Geographic Information Systems
GEOG	5553	GIS Applications

### Jeannine Rainbolt College of Education

EDSP	3257	Mental Retardation Block
EDSP	3612	Teacher Self Understanding
EDSP	3617	Learning Disabilities Block
EDSP	3753	Working with Parents of Exceptional Individuals
EDSP	3890	Introductory Practicum in Special Education
EDSP	4413	Management in Special Education
EDSP	4623	Curriculum & Techniques For Students With Mild- Mod Disability
EDSP	4743	Introduction To Mild-Moderate Disabilities
EDSP	4890	Advanced Practicum



EDSP	5153	Instructional Modifications For Students With Disabilities
EDSP	5173	Collaboration For Lifelong Integration
EIPT	6033	Research Methods in Education

NEW COURSES

College of Arts and Sciences

SPAN	1013	Spanish for Reading Proficiency
PHYS	5001	Introduction to Graduate Studies in Physics

College of Atmospheric and Geographic Sciences

GIS	4923	Spatial Statistics
GIS	5923	Spatial Statistics

Price College of Business

ENT	5941	Early Stage Venture Investing and Management I
ENT	5951	Early Stage Venture Investing and Management II
FIN	4543	Financial Trading Strategies
MIS	5980	Research for Master's Thesis

Jeannine Rainbolt College of Education

EDPY	5493	Family Psychology
EDLT	3911	Language and Literacy Practicum
EDLT	3913	Literacy in the Primary Grades
EDLT	4113	Literacy in the Intermediate Grades
EDLT	4813	Literature and Writing Across the Curriculum

College of Engineering

ECE	4653	Digital Radar Systems
-----	------	-----------------------

Weitzenhoffer College of Fine Arts

MUTE 3280 Opera Chorus

MUTE 3290 Women's Chorus

College of Liberal Studies

LSLC 3373 Management of Adolescent Residential Care  
Facilities

QUARTERLY FINANCIAL ANALYSIS  
For the quarter ended September 30, 2013

EXECUTIVE SUMMARY

Highlights from the Statements of Net Assets as of September 30, 2013 and Statements of Changes in Net Assets for the three months then ended are presented below.

STATEMENTS OF NET ASSETS

- Total assets of \$2.1 billion exceeded related liabilities of \$1.2 billion by \$912.9 million.
- Education & General assets of \$163.3 million exceeded related liabilities of \$21.4 million by \$141.9 million.
- Sponsored Program assets of \$19.3 million offset related liabilities of \$19.3 million.
- Auxiliary Enterprise assets of \$611.7 million exceeded related liabilities of \$380.4 million by \$231.3 million.
- Service Unit assets of \$184.2 million exceeded related liabilities of \$111.6 million by \$72.6 million.
- Regents' Fund assets of \$127.9 million exceeded related liabilities of \$40.1 million by \$87.8 million.
- Other Fund assets of \$995.3 million exceeded related liabilities of \$616.0 million by \$379.3 million. Other Funds consist of fixed assets, net of accumulated depreciation and related bonds and master lease obligations, short-term pooled investment fund, student fee and fringe benefit clearing departments and other academic and administrative activities.

STATEMENTS OF CHANGES IN NET ASSETS

- Total revenues of \$311.4 million exceeded expenses of \$280.2 million by \$31.2 million.
- Education & General revenues of \$176.8 million exceeded expenses of \$129.1 million, resulting in a net increase of \$47.7 million.
- Sponsored Program revenues of \$43.7 million offset expenses of \$43.7 million.
- Auxiliary Enterprise revenues of \$55.1 million trailed expenses of \$64.1 million, resulting in a net decrease of \$9.0 million.
- Regents' Fund revenues of \$5.0 million exceeded expenses of \$1.3 million, resulting in a net increase of \$3.7 million.
- Other Fund revenues of \$30.8 million trailed expenses of \$42.1 million, resulting in a net decrease of \$11.3 million.

UNIVERSITY OF OKLAHOMA - NORMAN CAMPUS  
STATEMENTS OF NET ASSETS  
AS OF SEPTEMBER 30, 2013 AND 2012  
UNAUDITED

	Education & General		Sponsored Programs		Auxiliary Enterprises		Service Units	
	9/30/2013	9/30/2012	9/30/2013	9/30/2012	9/30/2013	9/30/2012	9/30/2013	9/30/2012
<b>ASSETS</b>								
<b>CURRENT AND NONCURRENT ASSETS</b>								
Cash and Cash Equivalents	\$ 75,208,000	\$ 56,518,000	\$ 60,726,000	\$ 57,697,000	\$ 48,785,000	\$ 36,660,000	\$ 23,087,000	\$ 20,359,000
Investments	-	-	45,000	54,000	-	-	-	-
Student Loans Receivable, Net	-	-	-	-	-	-	-	-
Accounts Receivable, Net	15,397,000	27,896,000	37,901,000	35,345,000	8,336,000	9,131,000	8,687,000	9,098,000
Due From (To) Other Funds	72,646,000	71,683,000	(79,364,000)	(75,282,000)	33,550,000	31,752,000	27,186,000	26,556,000
Deposits and Prepaid Expenses	-	-	-	-	6,836,000	7,142,000	1,005,000	884,000
Inventory	-	-	-	-	4,778,000	3,420,000	743,000	654,000
Total Current and Noncurrent Assets	163,251,000	156,097,000	19,308,000	17,814,000	102,285,000	88,105,000	60,708,000	57,551,000
<b>FIXED ASSETS, NET</b>								
	-	-	-	-	509,447,000	496,157,000	123,494,000	123,627,000
<b>Total Assets</b>	<b>\$ 163,251,000</b>	<b>\$ 156,097,000</b>	<b>\$ 19,308,000</b>	<b>\$ 17,814,000</b>	<b>\$ 611,732,000</b>	<b>\$ 584,262,000</b>	<b>\$ 184,202,000</b>	<b>\$ 181,178,000</b>
<b>LIABILITIES &amp; NET ASSETS</b>								
<b>CURRENT AND NONCURRENT LIABILITIES</b>								
Accounts Payable	\$ (37,000)	\$ 7,000	\$ (2,000)	\$ -	\$ 11,131,000	\$ 8,162,000	\$ 3,481,000	\$ 3,862,000
Utilities Management Agreement	-	-	-	-	-	-	-	-
OPEB Obligation	-	-	-	-	-	-	-	-
Current Portion of L-T Debt	-	-	-	-	15,761,000	13,128,000	1,911,000	1,838,000
Accrued Expenses	21,381,000	20,858,000	-	-	10,464,000	9,972,000	3,967,000	3,792,000
Deferred Income	57,000	3,000	19,309,000	17,811,000	38,631,000	46,039,000	13,851,000	14,636,000
Deposits Held in Custody for Others	-	-	-	-	-	-	-	-
Total Current and Noncurrent Liabilities	21,401,000	20,868,000	19,307,000	17,811,000	75,987,000	77,301,000	23,210,000	24,128,000
<b>LONG-TERM LIABILITIES</b>								
Utilities Management Agreement	-	-	-	-	-	-	-	-
OPEB Obligation	-	-	-	-	-	-	-	-
Federal Loan Program Refundable	-	-	-	-	-	-	-	-
Contribution	-	-	-	-	-	-	-	-
Bonds and Master Lease Obligations	-	-	-	-	304,472,000	290,500,000	88,373,000	85,729,000
Total Long-Term Liabilities	-	-	-	-	304,472,000	290,500,000	88,373,000	85,729,000
Total Liabilities	21,401,000	20,868,000	19,307,000	17,811,000	380,459,000	367,801,000	111,583,000	109,857,000
<b>NET ASSETS</b>								
Unrestricted	141,850,000	135,229,000	-	-	42,059,000	23,932,000	39,409,000	35,261,000
Restricted	-	-	1,000	3,000	-	-	-	-
Endowment	-	-	-	-	-	-	-	-
Capital Assets, Net of Related Debt	-	-	-	-	189,214,000	192,529,000	33,210,000	36,060,000
Total Net Assets	141,850,000	135,229,000	1,000	3,000	231,273,000	216,461,000	72,619,000	71,321,000
<b>Total Liabilities &amp; Net Assets</b>	<b>\$ 163,251,000</b>	<b>\$ 156,097,000</b>	<b>\$ 19,308,000</b>	<b>\$ 17,814,000</b>	<b>\$ 611,732,000</b>	<b>\$ 584,262,000</b>	<b>\$ 184,202,000</b>	<b>\$ 181,178,000</b>

UNIVERSITY OF OKLAHOMA - NORMAN CAMPUS  
 STATEMENTS OF NET ASSETS  
 AS OF SEPTEMBER 30, 2013 AND 2012  
 UNAUDITED

	Regents' Fund		Other Funds		Total	
	9/30/2013	9/30/2012	9/30/2013	9/30/2012	9/30/2013	9/30/2012
<b>ASSETS</b>						
<b>CURRENT AND NONCURRENT ASSETS</b>						
Cash and Cash Equivalents	\$ 4,129,000	\$ 5,126,000	\$ 175,386,000	\$ 182,115,000	\$ 387,321,000	\$ 358,475,000
Investments	94,979,000	87,006,000	6,294,000	4,856,000	101,318,000	91,916,000
Student Loans Receivable, Net	2,132,000	2,191,000	16,928,000	32,692,000	19,060,000	34,883,000
Accounts Receivable, Net	-	-	44,365,000	49,311,000	114,686,000	130,781,000
Due From (To) Other Funds	26,643,000	26,943,000	(80,661,000)	(81,652,000)	-	-
Deposits and Prepaid Expenses	-	-	8,343,000	10,576,000	16,184,000	18,602,000
Inventory	-	-	440,000	458,000	5,961,000	4,532,000
Total Current and Noncurrent Assets	127,883,000	121,266,000	171,095,000	198,356,000	644,530,000	639,189,000
<b>FIXED ASSETS, NET</b>						
	-	-	824,230,000	794,300,000	1,457,171,000	1,414,084,000
<b>Total Assets</b>	<b>\$ 127,883,000</b>	<b>\$ 121,266,000</b>	<b>\$ 995,325,000</b>	<b>\$ 992,656,000</b>	<b>\$ 2,101,701,000</b>	<b>\$ 2,053,273,000</b>
<b>LIABILITIES &amp; NET ASSETS</b>						
<b>CURRENT AND NONCURRENT LIABILITIES</b>						
Accounts Payable	\$ 49,000	\$ 113,000	\$ 36,310,000	\$ 29,375,000	\$ 50,932,000	\$ 41,519,000
Utilities Management Agreement	-	-	4,720,000	4,720,000	4,720,000	4,720,000
OPEB Obligation	-	-	4,852,000	5,264,000	4,852,000	5,264,000
Current Portion of L-T Debt	-	-	11,672,000	13,010,000	29,344,000	27,976,000
Accrued Expenses	-	-	11,422,000	10,867,000	47,234,000	45,489,000
Deferred Income	-	-	1,680,000	2,905,000	73,528,000	81,394,000
Deposits Held in Custody for Others	40,008,000	39,031,000	858,000	16,867,000	40,866,000	55,898,000
Total Current and Noncurrent Liabilities	40,057,000	39,144,000	71,514,000	83,008,000	251,476,000	262,260,000
<b>LONG-TERM LIABILITIES</b>						
Utilities Management Agreement	-	-	99,560,000	104,280,000	99,560,000	104,280,000
OPEB Obligation	-	-	81,677,000	73,673,000	81,677,000	73,673,000
Federal Loan Program Refundable Contribution	-	-	14,573,000	14,551,000	14,573,000	14,551,000
Bonds and Master Lease Obligations	-	-	348,677,000	335,214,000	741,522,000	711,443,000
Total Long-Term Liabilities	-	-	544,487,000	527,718,000	937,332,000	903,947,000
Total Liabilities	40,057,000	39,144,000	616,001,000	610,726,000	1,188,808,000	1,166,207,000
<b>NET ASSETS</b>						
Unrestricted	49,000	49,000	(84,557,000)	(64,146,000)	138,810,000	130,325,000
Restricted	39,980,000	42,312,000	-	-	39,981,000	42,315,000
Endowment	47,797,000	39,761,000	-	-	47,797,000	39,761,000
Capital Assets, Net of Related Debt	-	-	463,881,000	446,076,000	686,305,000	674,665,000
Total Net Assets	87,826,000	82,122,000	379,324,000	381,930,000	912,893,000	887,066,000
<b>Total Liabilities &amp; Net Assets</b>	<b>\$ 127,883,000</b>	<b>\$ 121,266,000</b>	<b>\$ 995,325,000</b>	<b>\$ 992,656,000</b>	<b>\$ 2,101,701,000</b>	<b>\$ 2,053,273,000</b>

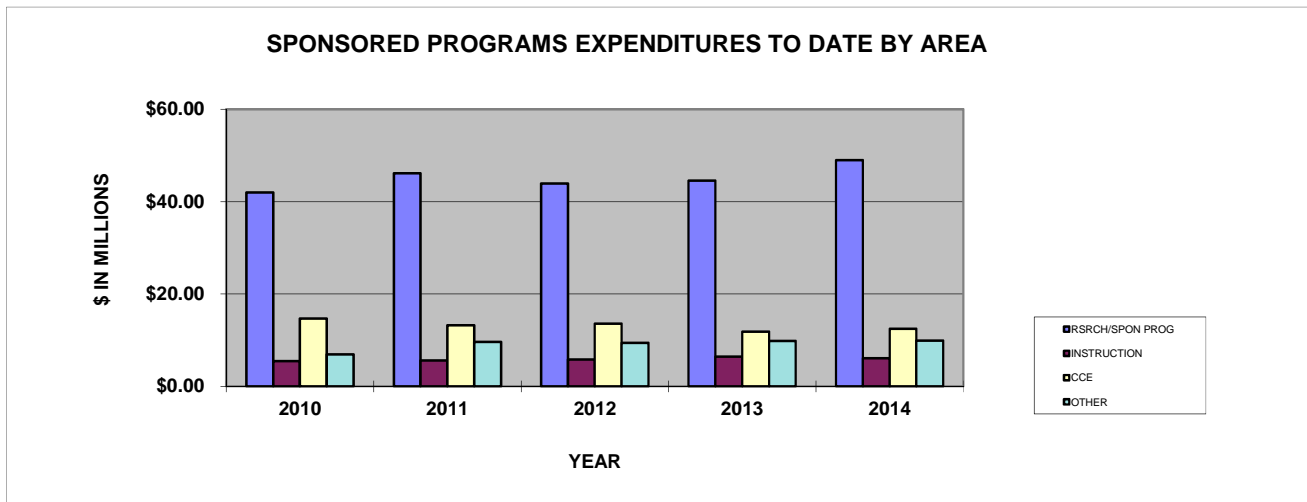
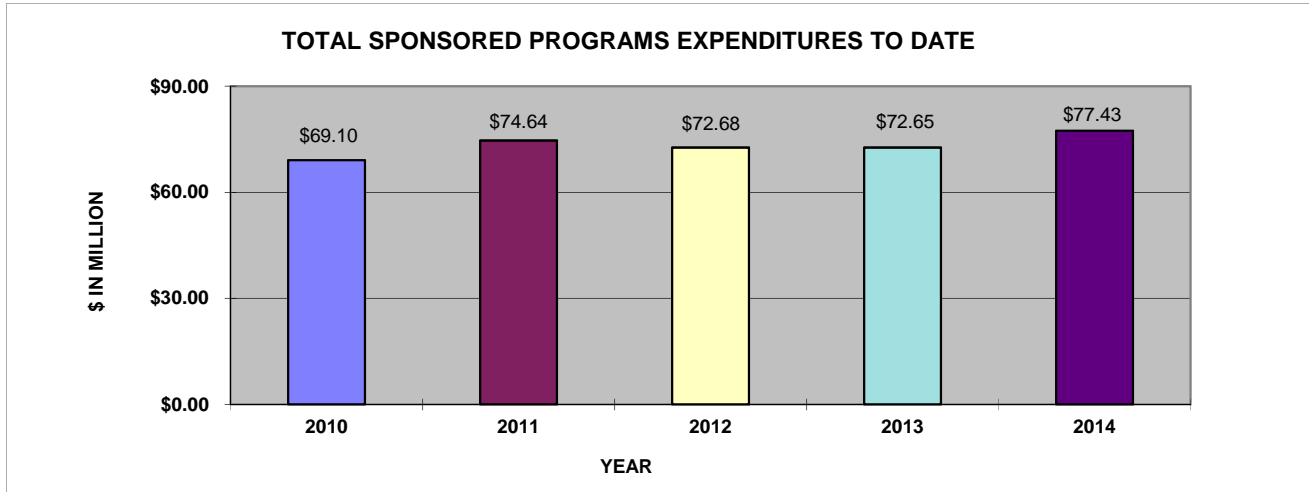
**UNIVERSITY OF OKLAHOMA - NORMAN CAMPUS**  
**STATEMENTS OF CHANGES IN NET ASSETS**  
**FOR THE THREE MONTHS ENDED SEPTEMBER 30, 2013 AND 2012**  
**UNAUDITED**

	Education & General		Sponsored Programs		Auxiliary Enterprises	
	9/30/2013	% of Budget	9/30/2013	% of Budget	9/30/2013	% of Budget
<b>REVENUES:</b>						
Tuition and Fees	\$ 113,955,000	44.8%	\$ 111,179,000	0.0%	\$ 2,577,000	51.1%
Sponsored Programs	2,499,000	28.6%	4,878,000	30.2%	162,000	0.0%
Sales and Services	6,363,000	15.5%	3,605,000	0.0%	51,248,000	25.0%
State Appropriations	38,146,000	25.8%	38,312,000	0.0%	-	0.0%
Private Gifts	2,390,000	24.9%	2,453,000	0.0%	5,000	0.0%
On Behalf Payments	-	0.0%	-	0.0%	-	0.0%
State School Land Funds	-	0.0%	-	0.0%	-	0.0%
Endowment and Investment Income	1,634,000	25.5%	1,524,000	n/a	103,000	21.6%
Other Sources	11,816,000	42.3%	10,849,000	n/a	1,022,000	16.6%
Gross Margin	176,803,000	35.7%	172,800,000	30.2%	55,117,000	25.2%
<b>EXPENSES:</b>						
Compensation	70,914,000	24.2%	70,060,000	27.6%	15,814,000	23.3%
Depreciation	-	0.0%	(19,000)	0.0%	6,878,000	24.7%
Scholarships and Fellowships	22,018,000	48.0%	21,503,000	27.6%	4,871,000	50.6%
Utilities	8,647,000	28.1%	7,668,000	0.0%	3,694,000	26.9%
Cost of Goods Sold	12,000	n/a	65,000	0.0%	4,861,000	24.8%
Debt Service - Interest and Fees	-	0.0%	-	0.0%	3,548,000	24.3%
Professional and Technical Fees	630,000	43.7%	335,000	27.6%	650,000	35.8%
Maintenance and Repair	3,816,000	28.9%	4,013,000	0.0%	4,084,000	37.3%
Supplies and Materials	2,420,000	9.5%	1,731,000	27.6%	3,911,000	50.2%
Travel	1,935,000	51.5%	1,588,000	27.6%	1,739,000	22.6%
Library Books and Periodicals	1,202,000	9.8%	1,268,000	0.0%	-	0.0%
Communications	931,000	16.2%	1,377,000	n/a	486,000	24.4%
Other Uses	16,537,000	28.7%	14,006,000	34.3%	13,545,000	42.4%
Total Expenses	129,062,000	26.4%	123,595,000	30.2%	64,081,000	29.8%
<b>Net Increase (Decrease) in Net Assets</b>	<b>\$ 47,741,000</b>		<b>\$ 49,205,000</b>		<b>\$ (8,964,000)</b>	
						<b>\$ (9,392,000)</b>

**UNIVERSITY OF OKLAHOMA - NORMAN CAMPUS**  
**STATEMENTS OF CHANGES IN NET ASSETS**  
**FOR THE THREE MONTHS ENDED SEPTEMBER 30, 2013 AND 2012**  
**UNAUDITED**

	Regents' Fund		Other Funds		Total		% of Total
	9/30/2013	9/30/2012	9/30/2013	9/30/2012	9/30/2013	9/30/2012	
<b>REVENUES:</b>							
Tuition and Fees	\$ -	\$ -	\$ 1,131,000	\$ 920,000	\$ 117,663,000	\$ 115,209,000	37.7%
Sponsored Programs	-	-	178,000	304,000	46,548,000	47,615,000	15.6%
Sales and Services	-	-	(2,387,000)	(2,028,000)	55,224,000	42,448,000	13.9%
State Appropriations	-	-	-	-	38,146,000	38,312,000	12.5%
Private Gifts	1,514,000	7,512,000	518,000	868,000	4,427,000	10,834,000	3.5%
On Behalf Payments	-	-	-	-	-	-	0.0%
State School Land Funds	-	-	2,730,000	3,953,000	2,730,000	3,953,000	1.3%
Endowment and Investment Income	3,381,000	3,933,000	134,000	(41,000)	5,258,000	5,582,000	1.8%
Other Sources	67,000	102,000	28,459,000	30,514,000	41,364,000	41,989,000	13.7%
Gross Margin	4,962,000	11,547,000	30,763,000	34,490,000	311,360,000	305,942,000	100.0%
<b>EXPENSES:</b>							
Compensation	-	-	2,169,000	2,574,000	108,111,000	106,770,000	38.3%
Depreciation	-	-	9,201,000	9,124,000	16,079,000	15,493,000	5.6%
Scholarships and Fellowships	640,000	705,000	19,718,000	20,093,000	48,400,000	46,901,000	16.8%
Utilities	-	-	17,000	40,000	12,358,000	10,982,000	3.9%
Cost of Goods Sold	-	-	61,000	53,000	4,934,000	5,020,000	1.8%
Debt Service - Interest and Fees	-	-	4,218,000	4,254,000	7,766,000	7,716,000	2.8%
Professional and Technical Fees	61,000	64,000	1,302,000	2,885,000	4,267,000	4,560,000	1.6%
Maintenance and Repair	-	-	470,000	1,027,000	8,370,000	8,267,000	3.0%
Supplies and Materials	-	-	599,000	1,985,000	8,139,000	7,544,000	2.7%
Travel	-	-	114,000	321,000	4,899,000	4,278,000	1.5%
Library Books and Periodicals	-	-	-	-	1,202,000	1,268,000	0.5%
Communications	-	-	1,443,000	119,000	2,981,000	2,116,000	0.8%
Other Uses	560,000	534,000	2,758,000	15,221,000	52,683,000	58,176,000	20.8%
Total Expenses	1,261,000	1,303,000	42,070,000	57,696,000	280,189,000	279,091,000	100.0%
<b>Net Increase (Decrease) In</b>							
<b>Net Assets</b>	\$ 3,701,000	\$ 10,244,000	\$ (11,307,000)	\$ (23,206,000)	\$ 31,171,000	\$ 26,851,000	

## HEALTH SCIENCES CENTER AND NORMAN CAMPUS

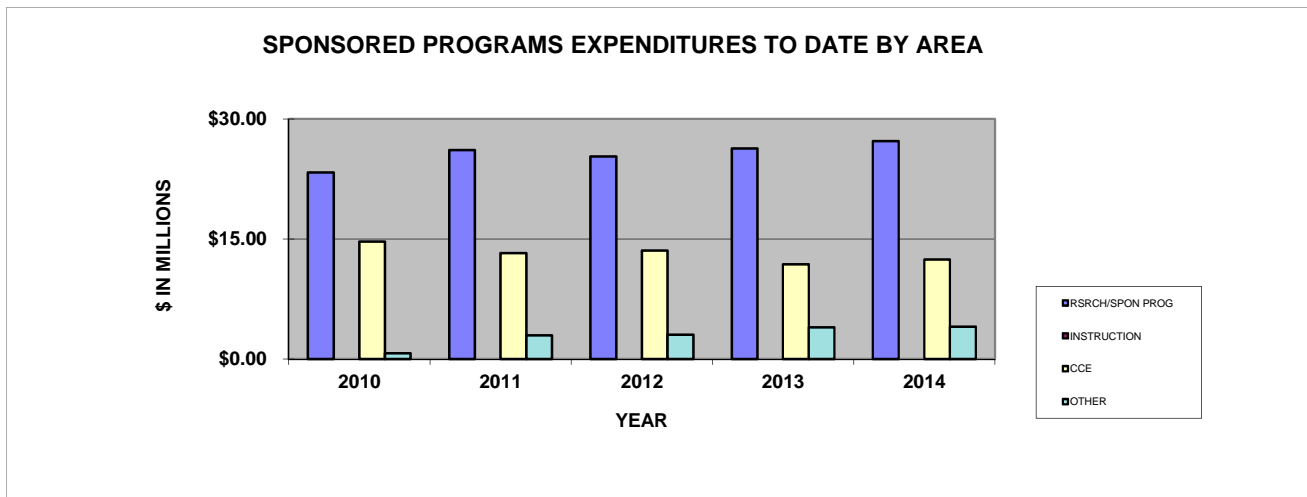
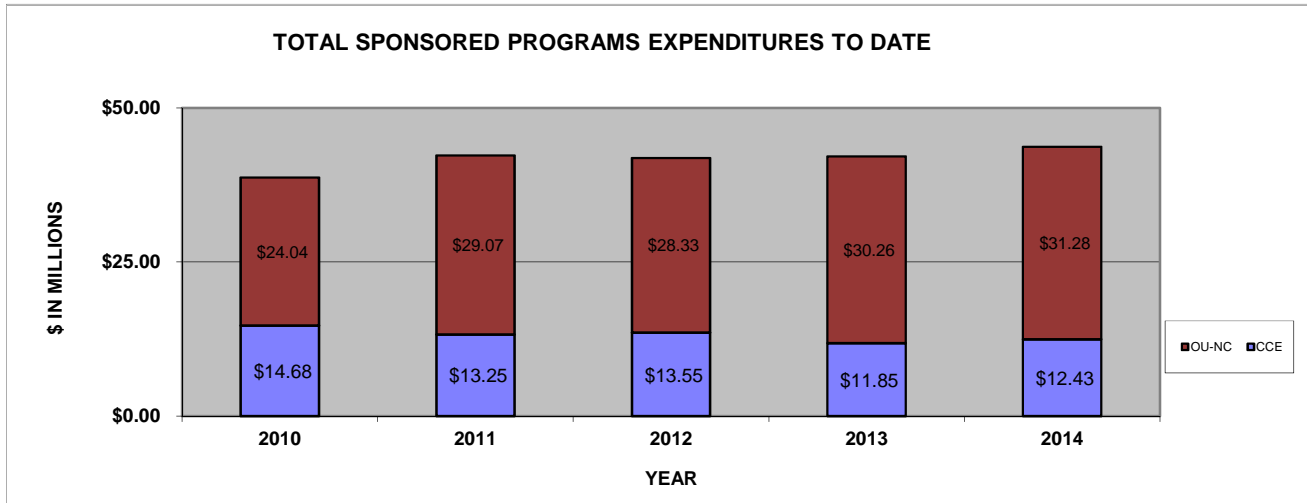


	FY 2014 YEAR	YEAR %CHANGE	FY 2013 YEAR	FY 2014 SEP	MONTH %CHANGE	FY 2013 SEP
RSRCH/SPON PROG	\$ 48,989,099	10.03%	\$ 44,523,851	\$ 14,969,413	13.90%	\$ 13,142,540
INSTRUCTION	\$ 6,076,089	-5.37%	\$ 6,420,882	\$ 1,935,796	-15.04%	\$ 2,278,550
CCE	\$ 12,432,049	4.92%	\$ 11,849,244	\$ 4,305,152	14.61%	\$ 3,756,416
OTHER	\$ 9,930,671	0.75%	\$ 9,856,350	\$ 2,428,810	-47.64%	\$ 4,638,661
<b>TOTAL</b>	<b>\$ 77,427,908</b>	<b>6.58%</b>	<b>\$ 72,650,327</b>	<b>\$ 23,639,171</b>	<b>-0.74%</b>	<b>\$ 23,816,167</b>



# THE UNIVERSITY OF OKLAHOMA

## NORMAN CAMPUS

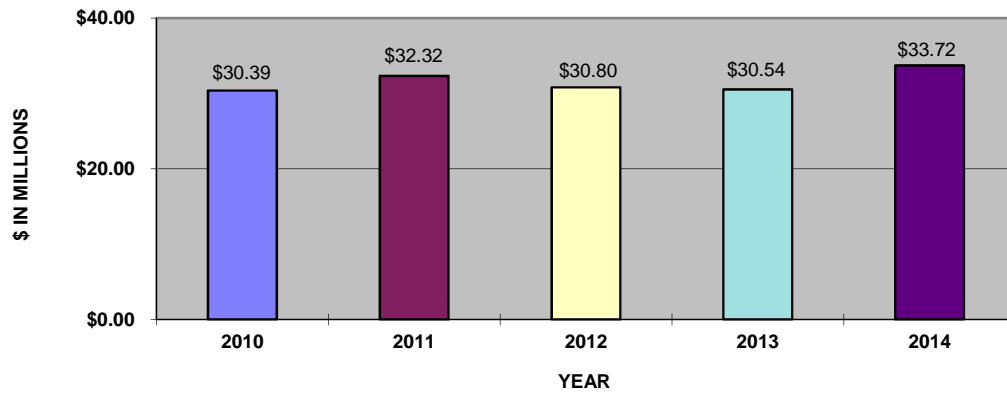


	FY 2014 YEAR	YEAR %CHANGE	FY 2013 YEAR	FY 2014 SEP	MONTH %CHANGE	FY 2013 SEP
RSRCH/SPON PROG	\$ 27,244,261	3.62%	\$ 26,292,695	\$ 7,884,416	8.77%	\$ 7,248,887
INSTRUCTION	\$ -		\$ -	\$ -		\$ -
CCE	\$ 12,432,049	4.92%	\$ 11,849,244	\$ 4,305,152	14.61%	\$ 3,756,416
OTHER	\$ 4,036,089	1.70%	\$ 3,968,583	\$ 346,671	-85.94%	\$ 2,466,077
<b>TOTAL</b>	<b>\$ 43,712,399</b>	<b>3.80%</b>	<b>\$ 42,110,522</b>	<b>\$ 12,536,239</b>	<b>-6.94%</b>	<b>\$ 13,471,380</b>

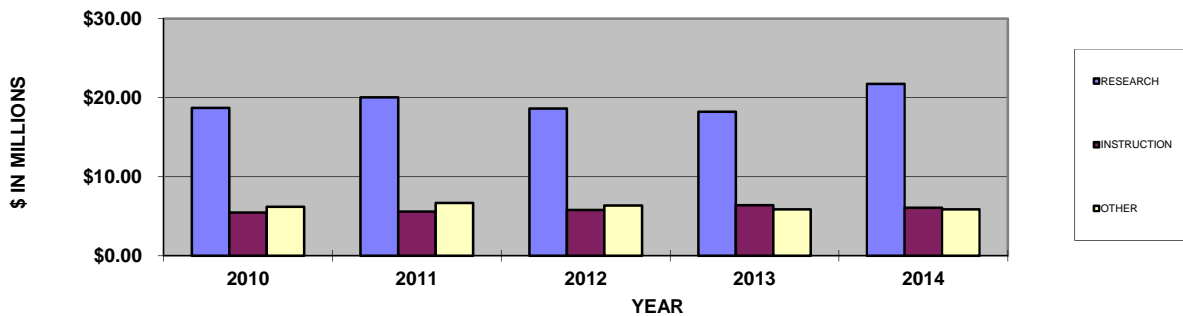
# THE UNIVERSITY OF OKLAHOMA

## HEALTH SCIENCES CENTER

**TOTAL SPONSORED PROGRAMS EXPENDITURES TO DATE**



**SPONSORED PROGRAMS EXPENDITURES TO DATE BY AREA**

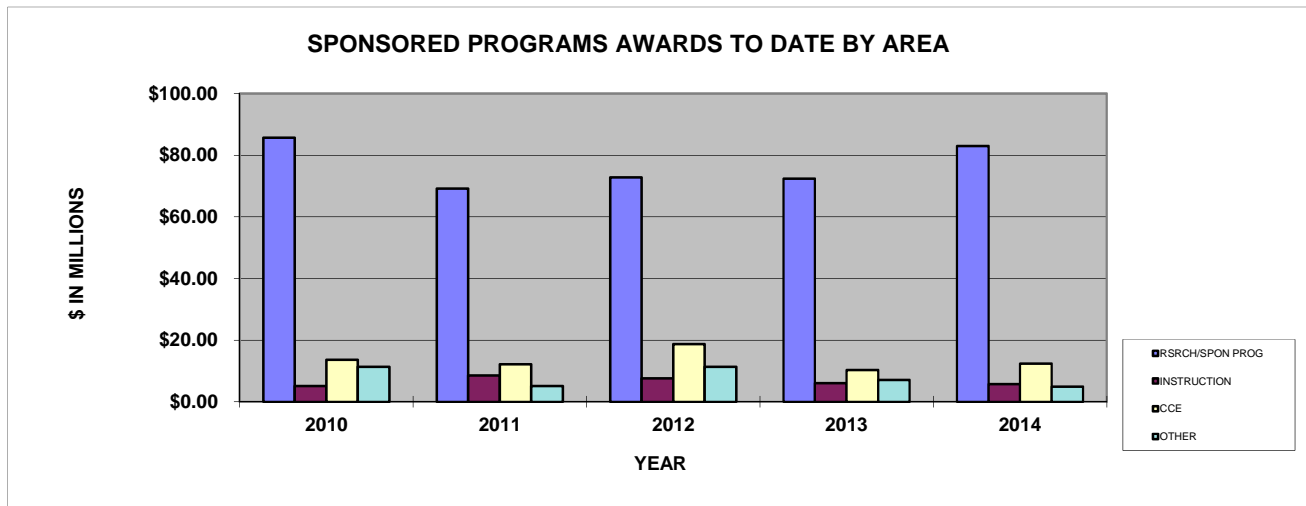
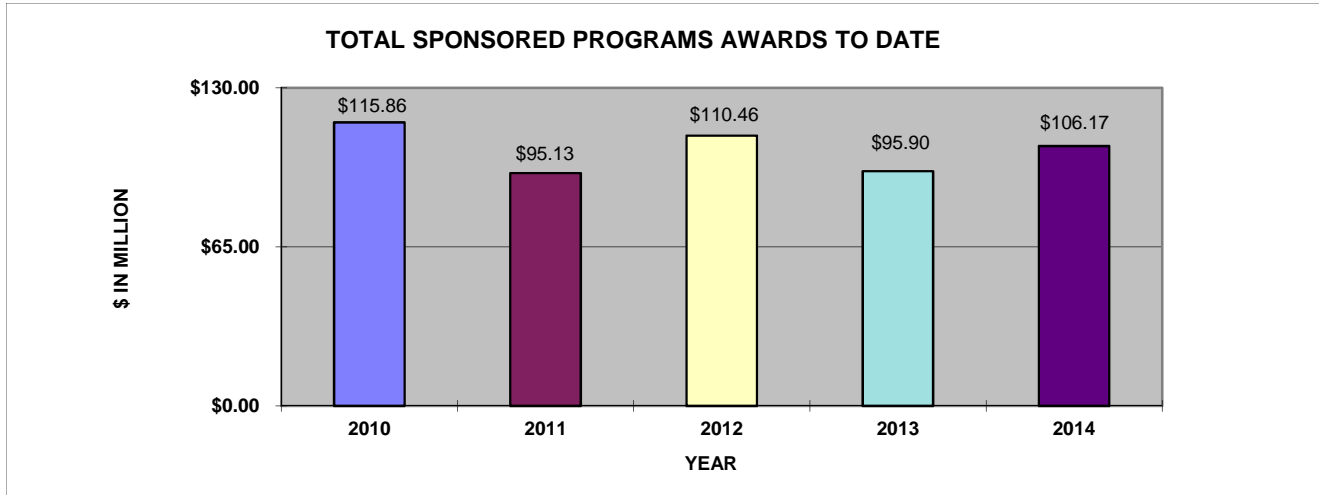


	FY 2014 YEAR	YEAR %CHANGE	FY 2013 YEAR	FY 2014 SEP	MONTH %CHANGE	FY 2013 SEP
RESEARCH	\$ 21,744,838	19.27%	\$ 18,231,156	\$ 7,084,997	20.21%	\$ 5,893,653
INSTRUCTION	\$ 6,076,089	-5.37%	\$ 6,420,882	\$ 1,935,796	-15.04%	\$ 2,278,550
OTHER	\$ 5,894,582	0.12%	\$ 5,887,767	\$ 2,082,139	-4.16%	\$ 2,172,584
<b>TOTAL</b>	<b>\$ 33,715,509</b>	<b>10.40%</b>	<b>\$ 30,539,805</b>	<b>\$ 11,102,932</b>	<b>7.33%</b>	<b>\$ 10,344,787</b>

## HEALTH SCIENCES CENTER

# THE UNIVERSITY OF OKLAHOMA

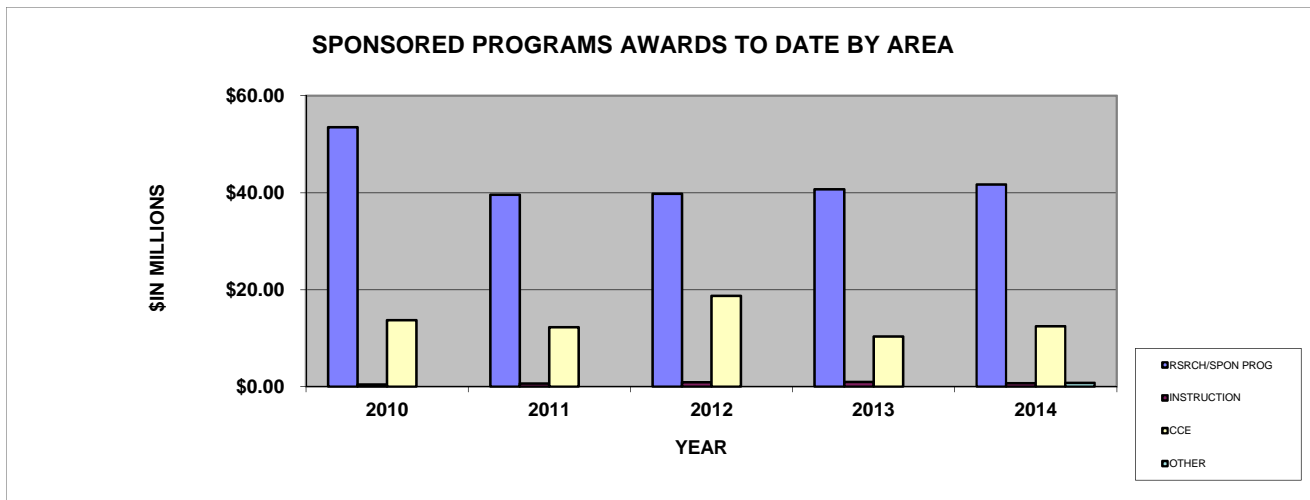
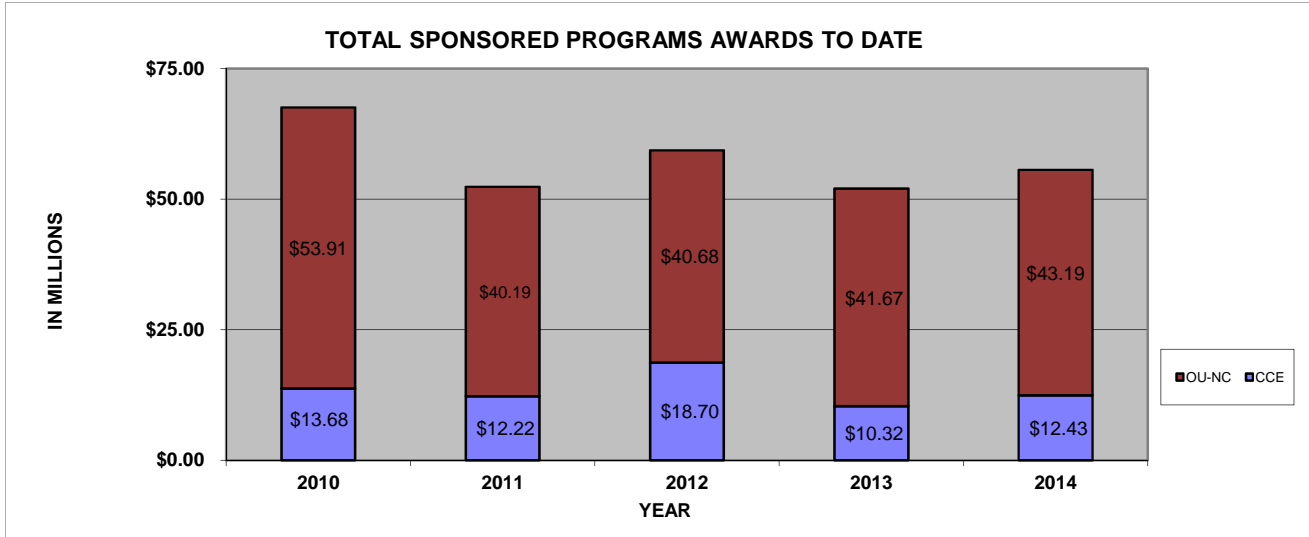
## NORMAN CAMPUS AND HEALTH SCIENCES CENTER



	FY 2014 YEAR	YEAR %CHANGE	FY 2013 YEAR	FY 2014 SEP	MONTH %CHANGE	FY 2013 SEP
RSRCH/SPON PROG	\$ 83,027,713	14.60%	\$ 72,451,203	\$ 23,775,755	15.14%	\$ 20,649,645
INSTRUCTION	\$ 5,731,998	-5.43%	\$ 6,060,996	\$ 1,422,293	39.17%	\$ 1,022,006
CCE	\$ 12,429,528	20.49%	\$ 10,316,058	\$ 4,480,826	636.18%	\$ 608,662
OTHER	\$ 4,983,987	-29.57%	\$ 7,076,562	\$ 602,717	233.13%	\$ 180,925
<b>TOTAL</b>	<b>\$ 106,173,226</b>	<b>10.71%</b>	<b>\$ 95,904,819</b>	<b>\$ 30,281,591</b>	<b>34.82%</b>	<b>\$ 22,461,238</b>

# THE UNIVERSITY OF OKLAHOMA

## NORMAN CAMPUS



	FY 2014 YEAR	YEAR %CHANGE	FY 2013 YEAR	FY 2014 SEP	MONTH %CHANGE	FY 2013 SEP
RSRCH/SPON PROG	\$ 41,692,956	2.38%	\$ 40,725,598	\$ 10,288,109	-14.22%	\$ 11,993,846
INSTRUCTION	\$ 732,184	-22.26%	\$ 941,847	\$ 12,600	-	\$ 808,347
CCE	\$ 12,429,528	20.49%	\$ 10,316,058	\$ 4,480,826	636.18%	\$ 608,662
<b>TOTAL</b>	<b>\$ 55,617,040</b>	<b>6.99%</b>	<b>\$ 51,983,503</b>	<b>\$ 15,121,196</b>	<b>12.75%</b>	<b>\$ 13,410,855</b>

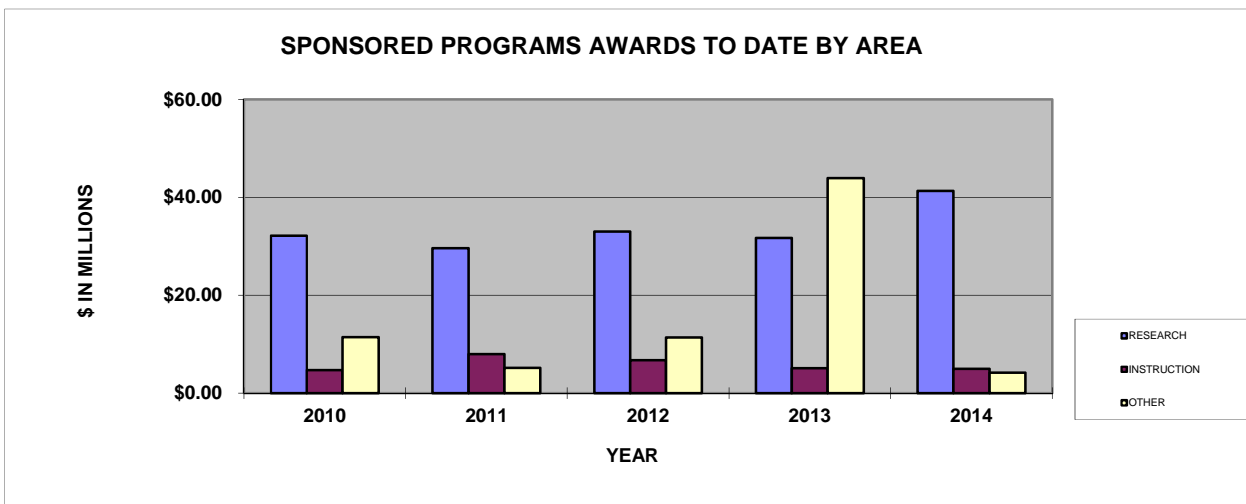
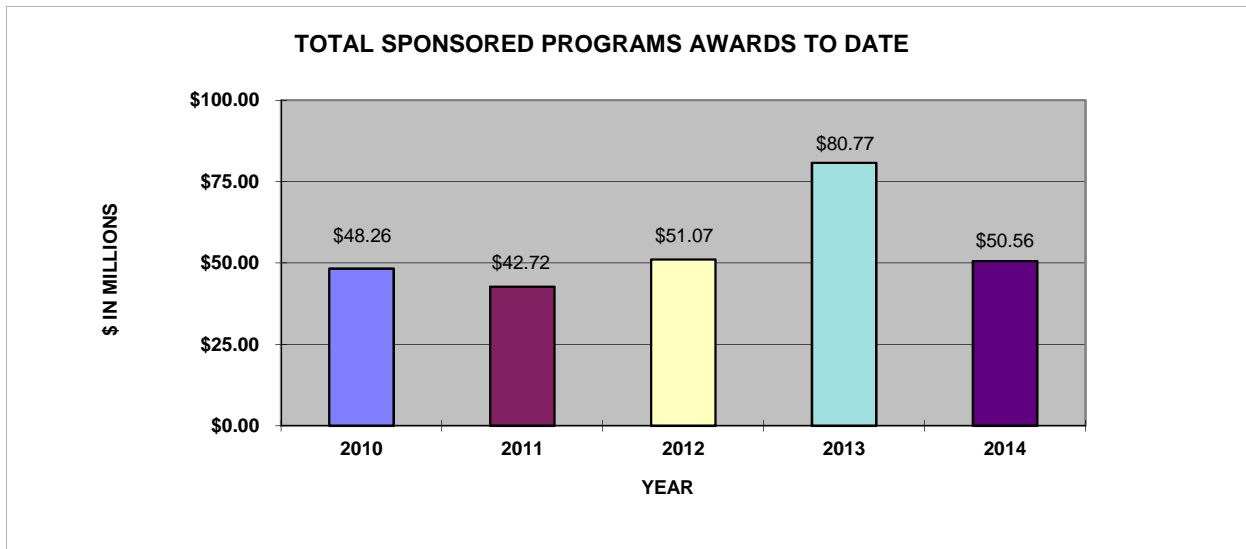
NORMAN CAMPUS

**NORMAN CAMPUS**  
**REPORT OF CONTRACTS AWARDED (OVER \$250K)**  
September 2013

<b>AWD #</b>	<b>AGENCY</b>	<b>TITLE</b>	<b>VALUE</b>	<b>PERIOD</b>	<b>PI(s)</b>
105307500	OK-TRAN	HIGHWAY CULTURAL PROGRAM	\$887,005	12 mo.	Robert Brooks (ARCSVY)
105306300	NSF	SHARP PROJECT	\$298,976	36 mo.	Jerald Brotzge (CAPS)
105306000	NSF	ELUCIDATION OF METABOLISM	\$270,062	36 mo.	Amy Callaghan (MPBIO)
115334800	OK-DHS	OKLAHOMA INDEPENDENT LIVING PROGRAM FY14	\$1,720,490	12 mo.	Peter Correia (CSNRCYS)
115168700	OK-DOS	INVEST ED FY14	\$1,071,879	12 mo.	Randall Doerneman (APINVED)
105304200	NAS-SSC	ENERGY HARVESTING AND STORAGE	\$750,000	36 mo.	Snowden Victoria Duca (NSG)
105308200	OF-STATE	PROFESSIONAL FELLOWS PROGRAM	\$328,229	22 mo.	Joe Foote (JOURN)
105309300	UN-DE	HAZARDS SEES TYPE 2	\$337,422	36 mo.	Randall Kolar (CEES)
105308400	DOI-USG	IMPACTS OF CLIMATE CHANGE	\$291,580	25 mo.	Renee Mcpherson (CSC)
115358600	OK-DHS	CHILD WELFARE PROFESSIONAL ENHANCEMENT PROGRAM	\$1,345,432	12 mo.	Julie Miller-Cribbs (ASCWPEP)
105304500	NSF	MOLECULAR THERMAL INTERFACES	\$380,000	36 mo.	Kieran Mullen (PHYAST)
105305100	NSF	OK FRICTION FREE NETWORK	\$499,961	24 mo.	Henry Neeman (IT)
105305700	NSF	ELEMENTARY COGNITIVE SYSTEMS	\$363,973	36 mo.	Michael Wenger (PSYCH)
105305500	HHS-NIH	DYNAMICS OF AVIAN INFLUENZA	\$503,519	12 mo.	Xiangming Xiao (MPBIO)
105307300	US-DOE	FROM STRUCTURE TO FUNCTIONS	\$1,219,661	12 mo.	Jizhong Zhou (MPBIO)
<b>15 Total</b>			<b>\$10,268,189</b>		

# THE UNIVERSITY OF OKLAHOMA

## HEALTH SCIENCES CENTER



	FY 2014 YEAR	YEAR %CHANGE	FY 2013 YEAR	FY 2014 SEP	MONTH %CHANGE	FY 2013 SEP
RESEARCH	\$ 41,334,757	30.29%	\$ 31,725,605	\$ 13,487,646	55.82%	\$ 8,655,799
INSTRUCTION	\$ 4,999,814	-2.33%	\$ 5,119,149	\$ 1,409,693	559.79%	\$ 213,659
OTHER	\$ 4,221,615	-40.34%	\$ 7,076,562	\$ 263,056	45.40%	\$ 180,925
<b>TOTAL</b>	<b>\$ 50,556,186</b>	<b>15.11%</b>	<b>\$ 43,921,316</b>	<b>\$ 15,160,395</b>	<b>67.51%</b>	<b>\$ 9,050,383</b>

## HEALTH SCIENCES CENTER

**HEALTH SCIENCES CENTER**  
**REPORT OF CONTRACTS AWARDED (OVER \$250K)**  
September 2013

<b>AWD #</b>	<b>AGENCY</b>	<b>TITLE</b>	<b>VALUE</b>	<b>PERIOD</b>	<b>PI(s)</b>
20121706	National Eye Institute	Retinal Degeneration Caused by Alterations in Protein Ty	\$370,000	12 mos.	Muayyad Al-Ubaidi (Cell Biology)
20102128	Office of Public Health Prepared/Respons	Southwest Center Preparedness and Emergency Response	\$270,000	13 mos.	Daniel T Boatright (Dept. of Occupational & Enviro)
20111321	Natl Inst of General Medical Sciences	Mentoring Translational Cancer Research in Oklahoma (CoB)	\$2,035,795	12 mos.	Natarajan Dhanasekaran (Cancer Center Basic Research)
20122700	Substance Abuse & Mental Hlth Svcs Admin	NCTSI Treatment and Services Adaptation Centers TSA	\$586,909	13 mos.	Beverly White Funderburk (Peds - Developmental Pediatric)
20121891	Natl Inst Diabetes Digestive Kidney Dis	The Role of Altered Permeability in Bladder Diseases	\$300,000	12 mos.	Robert Evan Hurst (Urology Sponsored Accounts)
20130494	Natl Inst of General Medical Sciences	Oklahoma Shared Clinical and Translational Resources	\$4,300,000	10 mos.	Judith A James (Cntr for Clinical & Trans Rsch)
20140258	National Eye Institute	Documentation of Novel Keratoconus Markers: In Vitro and	\$370,000	11 mos.	Dimitrios Karamichos (Karamicho)
20110844	Natl Inst of General Medical Sciences	Structure-Function of Bcl-2-Related Apoptosis Regulators	\$269,381	36 mos.	Jialing Lin (Biochemistry & Molec Biology)
20122769	Natl Inst of Dental & Craniofacial Rsch	The LytTR Regulatory Systems of Streptococcus Mutans	\$370,000	12 mos.	Justin L Merritt (Micro&Immun Grants/SPNSR funds)
20041095	Oklahoma Medical Research Foundation	Role of B. (Bacillus) anthracis Toxins in Human Inhalati	\$304,742	12 mos.	Jordan Metcalf (Medicine - Pulmonary)
20121451	Natl Inst of General Medical Sciences	RAMP-Altered Class B GPCR Hormone Recognition	\$271,358	24 mos.	Augen A Pioszak (Biochemistry & Molec Biology)
20112489	Natl Inst Diabetes Digestive Kidney Dis	Molecular Mechanism of Kidney Aging	\$305,680	12 mos.	Zhongjie Sun (Physiology)
20130775	Natl Inst Diabetes Digestive Kidney Dis	Investigation into Cold-Induced Pulmonary Vascular Infla	\$346,623	11 mos.	Zhongjie Sun (Physiology)
20131507	Natl Inst Arthritis & Musculosk Skin Dis	Calcium Regulation in Osteoclasts	\$416,522	12 mos.	Leonidas Tsiokas (Cell Biology)
20131788	Department of Health and Human Services	Function and Regulation of OATP1B1 and OATP1B3	\$268,579	12 mos.	Wei Yue (Pharmaceutical Sci Sponsored)
<b>15 Total</b>			<b>\$10,785,589</b>		





Subject Property