

**MINUTES OF A REGULAR MEETING  
THE UNIVERSITY OF OKLAHOMA  
NOVEMBER 30-DECEMBER 1, 2010**

<b>MINUTES</b>	<u>Page</u>
Regular meeting held October 27, 2010 .....	32367
 <b><u>CAMERON UNIVERSITY</u></b>	
REPORT OF THE CHAIRMAN OF THE BOARD OF REGENTS .....	32355
REPORT OF THE PRESIDENT OF THE UNIVERSITY .....	32355
Substantive Program Changes .....	32356
On-Call Consultants Program .....	32358
Modification of Executive Retirement Plan .....	32358
Curriculum Changes .....	32359
Academic Calendar 2011-2012.....	32359 32360
Emergency Operations Plan Annual Report.....	32359 32360
Quarterly Report of Purchases .....	32359 32361
Quarterly Financial Analysis .....	32359 32362
 <b><u>ROGERS STATE UNIVERSITY</u></b>	
REPORT OF THE PRESIDENT OF THE UNIVERSITY .....	32363
Academic Calendar 2011-2012.....	32364
Emergency Operations Plan Annual Report.....	32364
Quarterly Report of Purchases .....	32364 32365
Quarterly Financial Analysis .....	32364 32366
 <b><u>THE UNIVERSITY OF OKLAHOMA</u></b>	
REPORT OF THE PRESIDENT OF THE UNIVERSITY .....	32351 32367
 <b>HEALTH SCIENCES CENTER</b>	
Naming the Peggy and Charles Stephenson Oklahoma Cancer Center.....	32367
Professional Service Agreement.....	32369
Biophotonic Imaging System.....	32369

Purchase of Artwork for the Peggy and Charles Stephenson Oklahoma Cancer Center .....	32370
Update Regarding Space Lease .....	32370 32371
Academic Calendar 2011-2010.....	32370 32371
Emergency Response Plan Annual Report .....	32370 32371
On-Call Architects and Engineers Quarterly Report .....	32370 32372
On-Call Construction-Related Services Quarterly Report.....	32370 32373
Quarterly Report of Purchases .....	32370 32374
Quarterly Financial Analysis .....	32370 32374
Regents' Fund Quarterly Financial Report.....	32370 32374
Nonsubstantive Program Changes .....	32370 32374
Utility Plant #4.....	32370 32376
Preferred Supplier for Symantec Software, Products and Maintenance.....	32370 32376
Bulk Fuel.....	32370 32377

## **NORMAN CAMPUS**

Proposals, Contracts and Grants .....	32377
Honorary Degrees .....	32378
Naming of the John B. Turner LL.M Program .....	32351
Fred Jones Jr. Museum of Art Reaccreditation.....	32378
Library Acquisition of Electronic Reference Database .....	32379
Devon Energy Hall Clean Room .....	32379
Amendment to the University of Oklahoma Sooner Options Plan.....	32381
Amendment to the University of Oklahoma Defined Contribution Plan and Retirement Policy .....	32381
Resolution Honoring the 2010 Baseball Team .....	32353

Resolution Honoring Rhodes Scholar.....	32354
Post-Season Athletic Contest.....	32382
Acquisition and Sale of Property .....	32382
Academic Personnel Actions .....	32383
Administrative and Professional Personnel Actions.....	32388

**MINUTES OF A REGULAR MEETING  
THE UNIVERSITY OF OKLAHOMA BOARD OF REGENTS  
NOVEMBER 30-DECEMBER 1, 2010**

A regular meeting of the Board of Regents governing The University of Oklahoma, Cameron University, and Rogers State University was called to order at the Oklahoma Memorial Union on the University of Oklahoma campus in Norman, Oklahoma, at 3:35p.m. on November 20, 2010.

The following Regents were present: Larry R. Wade, Chairman of the Board, presiding; Regents John Bell, Leslie J. Rainbolt-Forbes, Richard R. Dunning, Tom Clark, Jon R. Stuart and A. Max Weitzenhoffer.

Others attending all or a part of the meeting included Mr. David L. Boren, President of The University of Oklahoma; Dr. Nancy L. Mergler, Senior Vice President and Provost – Norman Campus; Dr. Joseph J. Ferretti, Senior Vice President and Provost – Health Sciences Center Campus; Gerard Clancy, President, OU-Tulsa; Vice Presidents Catherine Bishop, Tripp Hall, Joe Harroz, Nicholas Hathaway, Clive Mander, and Clarke Stroud; Director of Athletics, Joe Castiglione; General Counsel, Anil Gollahalli; and Executive Secretary of the Board of Regents, Dr. Chris A. Purcell.

Those attending the meeting from Rogers State University were Dr. Larry Rice, President of the University, and Vice President Tom Volturo.

Attending the meeting from Cameron University were Dr. Cindy Ross, President of the University, and Vice President Glen Pinkston.

Notice of the time, date and place of this meeting were submitted to the Secretary of State, and the agenda was posted in the Office of the Board of Regents on or before 2:00 p.m. on November 24, 2010, both as required by 25 O.S. 1981, Section 301-314.

## **THE UNIVERSITY OF OKLAHOMA**

### **REPORT OF THE PRESIDENT OF THE UNIVERSITY**

President Boren stated that this is the celebratory part of the meeting with the rest of the business taking place tomorrow. He normally uses his President's Report to announce good news and the following action items all constitute good news. As the items were presented, the President introduced the special guests present in conjunction with each.

### **NAMING OF THE JOHN B. TURNER LL.M PROGRAM – NC**

#### **RESOLUTION**

WHEREAS, the University of Oklahoma is initiating a 24-credit Master of Laws program in 2011, with the goal of providing students with an extra year of training after receiving their Juris Doctorate in law; Establishment of the program being contingent upon final approval of the Oklahoma State Regents for Higher Education;

WHEREAS, in designing the program, the OU College of Law is focused on its longstanding academic strengths in energy, natural resources, and native peoples law;

WHEREAS, the program will allow students to tailor a program in the areas of transnational energy, natural resources and indigenous peoples;

WHEREAS, courses will be taught by senior law professors with expertise in these areas, along with accomplished practitioners who will teach as adjunct professors;

WHEREAS, the Stuart Family Foundation, a longtime and exceptionally generous donor to many OU endeavors, has made a \$1.5 million commitment to assist in establishing the Master of Laws program;

WHEREAS, the contribution is being made in honor of John B. Turner, a trustee of the Stuart Family Foundation and a longtime business partner of OU Regent Jon R. Stuart;

WHEREAS, the gift will provide \$1 million to create the John B. Turner LL.M Program Chair to perpetually attract the best LL.M faculty members in current areas of specialization: oil and gas law, international energy law; or energy law and indigenous peoples;

WHEREAS, the Chair can also be adapted as new areas of specialization are introduced to the program in future years;

WHEREAS, another \$500,000 will be used to create the Stuart Family Foundation LL.M Scholar Fund, which will allow the program to bring in notable guest speakers or to help LL.M students pursue real-world learning opportunities, such as attending relevant national and international conferences;

WHEREAS, John B. Turner is executive vice president and general counsel of the First Stuart Corporation, and a partner in the Stuart, Biolchini & Turner law firm;

WHEREAS, Turner holds a bachelor's degree and a Juris Doctorate from the University of Tulsa, and earned his Master of Laws degree from Washington University in St. Louis in 1975;

WHEREAS, his practice area of expertise is estate planning;

WHEREAS, he was admitted to the bar in 1967 as well as to the U.S. Court of Military Appeals;

WHEREAS, he served as a Lieutenant Commander in the U.S. Navy from 1967 to 1970;

WHEREAS, he was admitted to the U.S. Tax Court in 1971;

WHEREAS, he is a member of the Tulsa County and American Bar Associations and a Fellow of the American College of Trust and Estate Counsel;

WHEREAS, he also serves as a trustee of the Merkel Family Foundation and the Frances Langford Foundation, and is a board member at the Tulsa Psychiatric Center;

NOW, THEREFORE, BE IT RESOLVED that the Regents governing the University of Oklahoma hereby approve that the OU College of Law Master of Laws program be named the John B. Turner LL.M Program and that the John B. Turner LL.M Program Chair be established, in recognition of his distinguished career and the generosity of the Stuart Family Foundation.

President Boren recommended that the Board of Regents approve the naming of the University of Oklahoma College of Law's new LL.M Program as the John B. Turner LL.M Program. The establishment of the program is contingent on final approval of the Oklahoma State Regents for Higher Education.

Regent Stuart moved approval of the recommendation. The following voted yes on the motion: Regents Wade, Bell, Rainbolt-Forbes, Dunning, Clark, Stuart and Weitzenhoffer. The Chair declared the motion unanimously approved.

Mr. Turner was present and stated that he is thrilled with the naming, that the LL.M. program is so important and that it means a lot to a lawyer to have something like this.

## **RESOLUTION HONORING 2010 BASEBALL TEAM – NC**

### **RESOLUTION**

WHEREAS, the 2010 University of Oklahoma baseball team appeared in the school's 10<sup>th</sup> College World Series, making the trip to Omaha for the first time since 1995;

WHEREAS, under the leadership of Head Coach Sunny Golloway, OU won its first Super Regional, a format that originated in 1999, by knocking off then-No. 1 Virginia in Charlottesville, Virginia;

WHEREAS, the team won 50 games for the fifth time in school history – tied for fourth at OU with the 1994 National Championship team;

WHEREAS, the Sooners hosted an NCAA Regional for the fourth time in the past eight years;

WHEREAS, OU finished the season with a No. 5 consensus national ranking, the highest finish since 1994;

WHEREAS, Garrett Buechele and Max White were named All-Americans;

WHEREAS, Buechele, White, Jack Mayfield, Zach Neal, Ross Hubbard and Cameron Seitzer were named all-conference selections, and Buechele, Tyler Ogle, Caleb Bushyhead and J.R. Robinson were on the Academic All-Big 12 team;

WHEREAS, the OU pitching staff posted a school-record 583 strikeouts and had the lowest team ERA since 1984;

NOW, THEREFORE, BE IT RESOLVED that the Regents governing The University of Oklahoma express profound appreciation to Coach Sunny Golloway and the 2010 OU baseball team for the excitement and pride they brought to The University of Oklahoma, the state of Oklahoma and to Sooners everywhere, and for the exemplary manner in which they represented The University of Oklahoma and added to its tradition of excellence.

President Boren recommended the Board of Regents approve the following resolution honoring the 2010 Baseball Team.

Regent Bell moved approval of the recommendation. The following voted yes on the motion: Regents Wade, Bell, Rainbolt-Forbes, Dunning, Clark, Stuart and Weitzenhoffer. The Chair declared the motion unanimously approved.

Coach Golloway and several members of the team were present to be recognized. Mr. Golloway thanked the Board along with President and Mrs. Boren for their support. He stated that the team expects to return to the new stadium in Omaha and bring back a national championship, and that they appreciate everything the leadership brings to the baseball program and the ability to recruit student athletes.

## RESOLUTION HONORING RHODES SCHOLAR – NC

### RESOLUTION

WHEREAS, University of Oklahoma senior Sarah Swenson has been named a 2011 American Rhodes Scholar;

WHEREAS, Swenson becomes OU's third Rhodes Scholar in 11 years and 28<sup>th</sup> since the scholarship began in 1903;

WHEREAS Swenson, a zoology and biomedical sciences major from Sioux Falls, S.D., will attend Oxford University in England for two years to pursue a second bachelor's degree in English and history;

WHEREAS, Swenson holds a 3.97 GPA and will graduate *summa cum laude* next May;

WHEREAS, her research includes one project in genetics and another in the history of science;

WHEREAS, upon returning to the United States from Oxford, she will enter medical school at the Mayo Clinic in Rochester, Minn.;

WHEREAS, Swenson was inducted as a junior into Phi Beta Kappa honor society, and has been the recipient of numerous honors and awards, including a National Merit Scholarship, the Rita H. Lottinville Award, the Harriet Harvey Memorial Scholarship, and the Jane A. Quade Scholarship as an outstanding student in zoology;

WHEREAS, Swenson is a current member of PE-ET, the top 10 senior honor society, and also received the Outstanding Freshman and Outstanding Sophomore awards, the P.A.C.E. award, the Ann Balch Award, and the Tylenol Brand Scholarship;

WHEREAS, before and after beginning her studies at OU, Swenson volunteered 650 hours in her hometown hospital;

WHEREAS, her work there and in other programs, including the launch of a tutoring program for first-generation immigrant students, earned her the Presidential Freedom Scholarship, awarded for outstanding leadership and service to one's community;

WHEREAS, she has also served as a Big Sister with Big Brothers/Big Sisters and as a teacher's assistant in a local elementary school;

WHEREAS, she currently volunteers with Faith Hospice, and has for many years volunteered at local animal shelters to socialize dogs for adoption, and interviewed people as she seeks potential homes for the dogs;

WHEREAS, on the OU Norman campus, Swenson has served as Chair of the Campus Activities Council Weekend International Parents of the Year, as a member of the Big Event Operational Staff, and on the OU Student Association Integrity Council;

WHEREAS, she has given several presentations to freshmen as a Student Success Series Lecturer and with Douglas Gaffin, dean of University College, on "How to Find a Research Lab";

WHEREAS, she currently works as a Peer Learning Assistant for the OU Assessment and Learning Center, providing tutoring in organic chemistry, genetics and French;

NOW, THEREFORE, BE IT RESOLVED that the Regents governing the University of Oklahoma recognize the exceptional achievements of Sarah Swenson, and welcome her as OU's 28<sup>th</sup> Rhodes Scholar.

President Boren recommended the Board of Regents approve the following resolution honoring the University's 28<sup>th</sup> Rhodes Scholar, Sarah Swenson.

Regent Stuart moved approval of the recommendation. The following voted yes on the motion: Regents Wade, Bell, Rainbolt-Forbes, Dunning, Clark, Stuart and Weitzenhoffer. The Chair declared the motion unanimously approved.

Ms. Swenson was present to be recognized. She thanked the Board and President Boren for providing an environment where so many opportunities are possible. She stated that one of the things that appealed to her when looking at colleges was the idea of the OU family and knowing that this was a place that would nurture her. Sarah looked at college as a place to grow as much as possible and knows that her growth wouldn't have been possible without the numerous professors and mentors that she has had at the University.

## **CAMERON UNIVERSITY**

### **REPORT OF THE CHAIRMAN OF THE BOARD**

Chairman Wade reported that Cameron University has recently gone through accreditation, with team members coming from far and wide to inspect the institution. The accreditation team saw what has been accomplished and what is being done and were filled with pride for the University and its constituents. He said, "They felt the pride of the community, the pride of the faculty, the pride of the student body, the pride of the Regents, the pride of the people of Oklahoma and all felt with great pride the tremendous job, Cindy, that you are doing for Cameron University." The other members of the Cameron Committee, Regents Stuart and Weitzenhoffer, also spoke. Mr. Stuart spoke on behalf of the Committee, saying thank you to President Ross for doing a great job at Cameron. He stated that one team member who has been doing this for 25 years thought this was the finest report she had ever read. Mr. Weitzenhoffer declared that he didn't need a committee to come look at things—he knows from a personal point of view what a wonderful job the President has been doing. President Ross thanked the Regents, saying that the results of the accreditation visit are really a direct reflection of the hard work by the faculty, staff and student over the last eight and a half years. She also stated that it simply would not have been possible without the support of the Board, without the leadership and guidance for the hard decisions and new initiatives undertaken. Dr. Ross said that it was particularly impressive to the team members that three members of the Board, along with Vice President Purcell, came from different locations to take time to visit with them, and said her thanks to those individuals.

### **REPORT OF THE PRESIDENT OF THE UNIVERSITY**

The President began her report by congratulating Regent Stuart on the gift to the OU College of Law. She said this is a gift that not only advanced OU and the College of Law, but that it advanced the state of Oklahoma so all of us take great pride in that gift and thank you for that. She also wanted to brag on



some faculty recognitions that the University has had recently. Dr. Tony Wohlers, associate professor of history and government, was recently honored as Oklahoma's Political Scientist of the Year. This recognized his research and service as well as outstanding teaching. Katherine Liontas-Warren is known to many on the Board because the President often gives her work to Regents. She has been recognized as the Artist of the Year by the Paseo Arts Association, and has exhibited in 18 solo shows and numerous national and regional competitive shows. She has been selected to have a solo exhibition of her artwork at the Oklahoma State Capitol in December, sponsored by the Oklahoma Arts Council. Harold and Elizabeth Hackler of Duncan returned to school at the University after their retirement from Halliburton and completed degrees. Because they were impressed with the quality of the faculty, they endowed the Harold and Elizabeth Hackler Excellence in Teaching Award. This year the award was presented to Dr. Chris Keller, associate professor of communication, and Dr. Kurtis Koll, professor of physical sciences. Both are extraordinary faculty. *Military Times EDGE* magazine, an international publication, recognized the University as one of the 101 best colleges for veterans. This ranking is based on a review of four thousand different colleges and universities and the programs and policies they have for veterans. Cameron ranks 46 in the nation of that 101 and is the only regional college in Oklahoma to be recognized. Two new scholarships have recently been established at the University. The George Kaiser Family Foundation has funded a pre-medical studies program designed to financially assist Cameron students to prepare them to attend the OU School of Community Medicine in Tulsa. Students can receive their first financial assistance in their sophomore year and if they complete all three phases of the scholarship will receive over \$20,000 each. Funding for a \$250,000 endowed scholarship has been received from the estate of Jack and Joyce Klein for study in agriculture. Mr. Klein was a Cameron Agriculture College graduate and operated a cattle ranch in Comanche County for fifty-six years.

## **SUBSTANTIVE PROGRAM CHANGES – CU**

The Oklahoma State Regents for Higher Education require that all substantive changes in degree programs be presented to the institution's governing board for approval before being forwarded to the State Regents for consideration. The changes in the academic programs presented below have been approved by the President, upon recommendation of the appropriate faculty, academic unit and dean, the Curriculum Committee or Graduate Council, and the Vice President for Academic Affairs. The changes are being submitted to the Board of Regents for approval prior to submission to the State Regents.

### **1. PROGRAM: M. Ed. in Education**

**PROPOSED CHANGE:** Option Deletion – Elementary Education

**COMMENTS:** Deletion of the Elementary Education Option within the Education program is requested due to low enrollment. The learning outcomes for this option are available in other program options. The requested deletion will not require additional funds nor will the total number of hours required change.

### **2. PROGRAM: M.S. in Behavioral Sciences**

**PROGRAM CHANGE:** Option Additions – Counseling, Marriage and Family, and General Psychology

**COMMENTS:** Additional options in Counseling, Marriage and Family, and General

Psychology are requested. The proposed options better address the needs of the three distinct student populations in the program: students preparing for employment in public or private organizations in human resource activities; students seeking to

pursue doctoral studies; and students preparing for licensure in mental health professions. The requested option additions will use existing courses and will not require additional funds. The total number of hours required for Counseling and Marriage and Family will increase from 33 to 48 semester hours.

**Counseling Option:** The increase in required hours is necessary to partially meet the academic requirements for a Licensed Professional Counselor (LPC) for the Oklahoma State Department of Health. Over 70 percent of similar programs at state and regional institutions in Oklahoma require 48 or more credit hours.

**Marriage and Family Option:** The increase in required hours is necessary to partially meet the academic requirements for a Licensed Marriage and Family Therapist (LMFT) for the Oklahoma State Department of Health. Over 70 percent of similar programs at state and regional institutions in Oklahoma require 48 or more credit hours.

**General Psychology Option:** The requested option addition in General Psychology will not require an increase in semester hours.

**PROGRAM CHANGE:** Option Deletions – Alternate and Psychology

**COMMENTS:** Deletion is requested for the Alternate Option and the Psychology Option. The selection of courses in these two options no longer meets the needs of a very diverse student body. The requested changes will not require additional funds nor will the total number of hours required change.

**PROGRAM CHANGE:** Program Requirement Change

**COMMENTS:** Changes are requested to strengthen the Master of Science in Behavioral Sciences Program. The proposed changes increase the size of the common core from 9 hours to 21 hours. The increased core will address program weaknesses identified through the assessment process by increasing student exposure to topics in Personality, Human Development, and Multicultural Psychology. An additional program modification requires students to complete fundamental coursework in Ethics and Statistics during the first nine hours of course work. The requested changes will not require additional funds nor will the total number of hours required change.

### 3. PROGRAM: Certificate of Counseling Proficiency

**PROGRAM CHANGE:** New Program Request

**COMMENTS:** A graduate certificate in Counseling Proficiency is requested. The academic requirements for the License of Professional Counselor (LPC) in the State of Oklahoma include 60 semester hours of specific graduate level work. A significant credit hour gap exists between this requirement and the program completion requirements of the Master of Science in Behavioral Sciences. The Certificate of Counseling Proficiency is proposed to close this gap. Existing courses and faculty will be used for the certificate program. No additional resources will be required.

President Ross recommended the Board of Regents approve the proposed changes to the Cameron University academic programs.

Regent Stuart moved approval of the recommendation. The following voted yes on the motion: Regents Wade, Bell, Rainbolt-Forbes, Dunning, Clark, Stuart and Weitzenhoffer. The Chair declared the motion unanimously approved.

### **ON-CALL CONSULTANTS PROGRAM – CU**

Approval of this request allows Cameron to access architectural and engineering services that have been competitively negotiated by Oklahoma's Department of Central Services (DCS).

Currently, there are two sources of policies providing direction on obtaining architectural and engineering services: Oklahoma statutes and Regents' policies. The intent of the Board's policies is to require an extensive solicitation and evaluation process for major building projects (4.14) and, at the same time, to allow direct hiring of architectural and engineering consultants for discrete short-term engagements with specific terminal objectives (4.10.4). Due to limited staff resources for evaluating architectural and engineering services and in our efforts to be more efficient, Cameron requests approval to use DCS contracts. Consistent with Board policy (4.10.4), purchases will be limited to \$50,000 per contract.

Oklahoma statutes (Title 61, Section 62.2, Contracts for Minor Services) state, "The Construction and Properties Division of the Department of Central Services may enter into contracts with construction managers and consultants registered with the Division for the purpose of providing minor services to state agencies. The contracts shall provide for services on an as-needed basis and shall not exceed One Hundred Thousand Dollars (\$100,000.00) per construction manager or consultant during one (1) year. The requisitioning state agency shall reimburse the Division for the fee of the construction manager or consultant that provides the services."

The DCS' program for providing consulting services, Indefinite Delivery Indefinite Quantity Program (IDIQ), is intended as a purchasing solution to facilitate quick delivery of services for public agencies. DCS has competitively bid contracts for architectural and engineering services, environmental services, geotechnical testing, land surveying, pre-design services, etc. DCS charges an administrative fee of 10% of the consultant's costs.

President Ross recommended the Board of Regents approve Cameron University's use of Oklahoma's Department of Central Services' contracts as its source for "minor" architectural and engineering services.

Regent Clark moved approval of the recommendation. The following voted yes on the motion: Regents Wade, Bell, Rainbolt-Forbes, Dunning, Clark, Stuart and Weitzenhoffer. The Chair declared the motion unanimously approved.

### **MODIFICATION OF EXECUTIVE RETIREMENT PLAN – CU**

Cameron University has not to date provided a supplemental tax qualified defined contribution plan for President Cindy Ross of Cameron University (the "Plan"). The Plan shall be tax qualified under IRC Section 401(a) and will provide for an appropriate funding vehicle which may include a separate trust established under IRC Section 501(a). The Plan is to be established to recognize the outstanding service that President Ross has provided to Cameron University. The Plan shall contain such other terms and conditions as recommended by Legal Counsel and the Chair of the Board of Regents, and shall provide for 100% vesting when the contributions are made.

Chairman Wade recommended the Board of Regents authorize Cameron University,

to:

- I. Take any and all action necessary to establish a tax-qualified supplemental retirement plan as described above for the benefit of President Cynthia Ross effective January 1, 2011; and
- II. Make regular annual contributions to the Plan in an amount of the Performance Payment previously authorized for President Ross at the June, 2010 meeting of the Board of Regents.

Regent Stuart moved approval of the recommendation. The following voted yes on the motion: Regents Wade, Bell, Rainbolt-Forbes, Dunning, Clark, Stuart and Weitzenhoffer. The Chair declared the motion unanimously approved.

**CURRICULUM CHANGES – CU**  
**ACADEMIC CALENDAR 2011-2012 –**  
**EMERGENCY OPERATIONS PLAN ANNUAL REPORT – CU**  
**QUARTERLY REPORT OF PURCHASES – CU**  
**QUARTERLY FINANCIAL ANALYSIS – CU**

The listed items were identified, by the administration, in each agenda item as “For Information Only.” Although no action was required, the opportunity to discuss or consider any of them individually was provided.

**CURRICULUM CHANGES – CU**

The Oklahoma State Regents for Higher Education confer upon each institution the authority to add, modify and delete courses, but require that the changes be communicated to them for information. The modifications listed below have been approved by the President, upon recommendations of the Vice President for Academic Affairs, respective deans and department chairs and the Curriculum Committee or Graduate Council.

COURSE ADDITIONS

<u>Prefix /Number</u>	<u>Title</u>
PSY 5000	MSBS Introductory Seminar
PSY 5223	Psychology of Aging
PSY 5903	Practicum in Marriage and Family Therapy II

COURSE MODIFICATIONS

<u>Prefix / Number</u>	<u>Title</u>	<u>Comments</u>
PSY 5893	Practicum in Marriage and Family Therapy (Old) Practicum in Marriage and Family Therapy I (New)	Change in title and description

COURSE DELETIONS

<u>Prefix /Number</u>	<u>Title</u>
ACCT 5253	Advanced Financial Accounting Theory
ACCT 5263	Advanced Managerial Accounting
ACCT 5273	Advanced Auditing
BUS 5223	International Business
BUS 5951-3	Graduate Readings in Business
ECON 5113	Microeconomics
MGMT 5873	Technology Transfer
MKTG 5523	International Marketing
MKTG 5863	New Product Development

This item was reported for information only. No action was required.

#### **ACADEMIC CALENDAR 2011-2012 – CU**

The Oklahoma State Regents for Higher Education authorize the President to approve the institution's academic calendar each year. The calendar is then submitted to the State Regents by January 15 prior to the summer semester to which the proposed calendar applies. The academic calendar attached hereto as Exhibit A is for information only and will be submitted to the State Regents.

This item was reported for information only. No action was required.

#### **EMERGENCY OPERATIONS PLAN ANNUAL REPORT – CU**

Pursuant to the authority contained in the Oklahoma Emergency Management Act of 2003, O.S. 63, Section 681 through 683.24, the head of each designated department and agency shall take necessary actions to implement the Emergency Operations Plan (EOP) by developing written internal procedures that detail support required by the plan and shall be prepared to put the plan into action. Section 681 also requires institutions of higher learning to make an annual report to its board of regents "detailing the status of emergency preparedness and identified safety needs."

Emergency planning and response is an evolutionary process adapting to the nature of the specific emergency. The Cameron University EOP defines basic procedures and guidelines to minimize the impact of emergencies and maximize the effectiveness of response personnel. Response to and recovery from major emergencies and catastrophic occurrences will be conducted within the framework of the plan assuring continuity of campus operations. The plan provides effective coordination of University and community resources to protect life, preserve property, and provide stability, and lays the foundation for responses to extreme weather conditions, fires, hazardous materials incidents, large scale events, and protest actions.

Cameron University's EOP underwent a major revision this year as part of the National Incident Management System (NIMS) compliance mandate outlined in the Campus

Safety Goal 2010 CLASS task force report. The EOP was updated to include NIMS components. Additionally, 73 Cameron University staff and faculty received a combined total of over 200 hours training as part of the University becoming NIMS compliant. In addition to including NIMS components, the 2010 revision of the EOP ensures interoperability with local, State and Federal agencies and more clearly defines the roles for staff and faculty during emergency incidents. Also during 2010, Cameron University entered into an Emergency Management Memorandum of Understanding (MOU) with the City of Lawton. The MOU outlines Cameron University's and the City of Lawton's expectations during emergency situations when mutual assistance may be required to ensure continuity of operations. A current copy of the EOP is on file in the Board office. Cameron University's revised EOP has also been filed with the City of Lawton's police and fire departments, the Comanche County Sheriff's office and the Comanche County Office of Emergency Management.

Cameron University's safety needs take into consideration the demographic profile of Cameron's students as well as the physical environment of Cameron's campus. The Cameron campus is located adjacent to economically challenged neighborhoods and the Jim Taliaferro Community Mental Health Center. Accordingly, Cameron's Office of Public Safety:

- maintains a close relationship with local emergency management agencies,
- conducts annual orientation seminars for new students, their parents and faculty members,
- conducts joint training exercises involving hostage situations, bomb threats, etc., with local emergency management agencies,
- coordinates safety drills in residence halls in conjunction with Student Housing officials,
- ensures that each police officer receives annual continuing education in excess of the state mandated 25 hours, and
- notifies all students, faculty and staff of Cameron's severe weather procedures and designated shelter areas.

Additionally, throughout the year, the Directors of Physical Facilities and Public Safety conduct visual inspections, including nightly inspections of buildings, parking lots, campus lighting and grounds to ensure compliance with safety standards.

This item was reported for information only. No action was required.

## **QUARTERLY REPORT OF PURCHASES – CU**

The Board of Regents' policy governing the buying and selling of goods and services states that:

- I. Purchases and/or acquisition of goods and services over \$250,000 must be submitted to the Board for prior approval; and
- II. Purchase obligations between \$50,000 and \$250,000 must be reported quarterly to the Board as an information item. Sole source procurements in this category must also be reported and identified as such.

The quarterly report for II is below.

### Quarterly Report of Purchases July 1, 2010 through September 30, 2010

<u>Item</u>	<u>Description</u>	<u>Campus- Department</u>	<u>Vendor</u>	<u>Award Amount</u>	<u>Explanation/ Justification</u>
-------------	--------------------	-------------------------------	---------------	-------------------------	---------------------------------------

## PURCHASE OBLIGATIONS FROM \$50,000 TO \$250,000

1	Professional Services	Wellness Center	SW Oklahoma Family Practice	\$ 64,431.75	Professional services for Wellness Center
2	Annual Maintenance	ITS	BlackBoard, Inc.	\$ 83,000.00	Renewal
3	Annual Maintenance	ITS	SunGard Higher Education	\$158,972.00	Renewal
4	Annual	ITS	SunGard Higher Education	\$ 93,493.00	Renewal

## SOLE SOURCE PROCUREMENTS IN EXCESS OF \$50,000

No sole source purchases made July 1, 2010 – September 30, 2010

This item was reported for information only. No action was required.

**QUARTERLY FINANCIAL ANALYSIS – CU**

Being reported this month is the Quarterly Financial Analysis for the quarter ended September 30, 2010. The following comments are submitted for your consideration. Detailed tables are attached hereto as Exhibit B.

ALL FUNDS: CAMERON UNIVERSITY

**SCHEDULE 1 CU: STATEMENT OF REVENUES AND EXPENDITURES – EDUCATION AND GENERAL PART I – UNRESTRICTED**

1. Revenues – Revenues of \$15.0 million comprising 36.6% of the budget are reported. At the same quarter last fiscal year, there were revenues of \$12.2 million, comprising 30.8% of the budget.
2. Expenditures – Expenditures of \$8.5 million comprising 20.1% of the budget are reported. Comparable figures for the prior year show expenditures of \$8.1 million, representing 19.8% of the budget.

**SCHEDULE 2 CU: STATEMENT OF REVENUES AND EXPENDITURES – EDUCATION AND GENERAL PART II – RESTRICTED**

1. Revenues – Revenues of \$5.8 million representing 36.3% of the budget are reported. Prior year revenues for the same period were \$5.7 million, representing 56.7% of the budget.
2. Expenditures – Expenditures of \$6.6 million comprising 41.3% of the budget are reported. This is comparable to the prior year's expenditures of \$6.4 million at 62.9% of the budget.

**SCHEDULE 3 CU: STATEMENT OF REVENUE AND EXPENDITURES – AUXILIARY ENTERPRISES**

1. Revenues – Revenues for Auxiliary Enterprises are at anticipated levels.
2. Expenditures – Expenditures for Auxiliary Enterprises are at anticipated levels.

#### SCHEDULE 4 CU: DISCRETIONARY RESERVES

Discretionary reserves represent that portion of the university's resources that are not currently budgeted for expenditure or are otherwise held for specific future uses. As such, resources of this nature are available to fund future capital projects, operating needs and/or unforeseen contingencies for any lawful purpose of the university.

#### E & G PART I

The E&G Part I discretionary reserves were \$7,453,687 on September 30, 2010.

#### E & G PART II

The E&G Part II discretionary reserves were \$958,095 on September 30, 2010.

#### AUXILIARY ENTERPRISES

Student Activities reserves were \$804,914 at September 30, 2010. Student Activities working capital requirements are \$783,273 leaving discretionary reserves of \$21,641.

Miscellaneous Auxiliary reserves were \$2,621,905 at September 30, 2010. Miscellaneous Auxiliary working capital requirements are \$1,899,891 leaving Miscellaneous Auxiliary discretionary reserves of \$722,014.

Student Facility reserves were \$1,404,941 at September 30, 2010. Student Facility working capital and other commitment requirements are \$266,765 leaving Student Facility discretionary reserves of \$1,138,176.

#### PLANT FUNDS

Section 13, Section 13 Offset and New College Funds currently have a balance of \$2,008,895.

This item was reported for information only. No action was required.

## **ROGERS STATE UNIVERSITY**

### **REPORT OF THE PRESIDENT OF THE UNIVERSITY**

President Rice pointed out a few highlights from his written report. The granddaughter of Will Rogers and her husband were recently on campus to speak to business students concerning the almond farm they own in Tahlequah. They spoke of their small business of producing and packaging almonds. The University also hosted an economic gardening conference, encouraging communities to grow in innovative ways. As a part of homecoming activities, a new event called the Hillcat Hacker was inaugurated. This is urban golf, with an eighteen-hole course set up on campus and played with a rubber ball and one club. The tournament was won by State Regent Turpen and his brothers. The 2010 Oklahoma Minority Small Business Person of the Year, Pamela Huddleston Bigford, also was on campus to speak to business students. Enrollment continues to be strong for spring, up



5-8% on head count and 5-6% on credit hours. Fundraising is about \$600,000 ahead of where it was last year. New campus construction is right on target, with three of the four pods of the new campus housing out of the ground and three of buildings already framed to their second story. Finally, in the first year of the cross country team, Caleb Clark qualified for the NAIA Cross Country Championship.

**ACADEMIC CALENDAR 2011-2012 – RSU**  
**EMERGENCY OPERATIONS PLAN ANNUAL REPORT – RSU**  
**QUARTERLY REPORT OF PURCHASES – RSU**  
**QUARTERLY FINANCIAL ANALYSIS – RSU**

The listed items were identified, by the administration, in each agenda item as “For Information Only.” Although no action was required, the opportunity to discuss or consider any of them individually was provided.

**ACADEMIC CALENDAR 2011 - 2012 – RSU**

The Oklahoma State Regents for Higher Education authorize the President to approve the institution's academic calendar each year. The calendar is then submitted to the State Regents by January 15 prior to the summer semester to which the proposed calendar applies. The academic calendar attached hereto as Exhibit C is for information only and will be submitted to the State Regents.

This item was reported for information only. No action was required.

**EMERGENCY OPERATIONS PLAN ANNUAL REPORT – RSU**

Pursuant to the authority contained in the Oklahoma Emergency Management Act of 2003, O.S. 63, Section 683 through 683.24, the head of each designated department and agency shall take the necessary actions to implement the Emergency Operations Plan by developing written internal procedures that detail support required by the plan and shall be prepared to put the plan into action. As required by the statutes, institutions of higher education shall make annual reports to the Board of Regents detailing the status of emergency preparedness.

In June 2010 Rogers State University was awarded a certificate of compliance by the Oklahoma Office of Homeland Security for successful completion of the GOALS 2010 National Incident Management System (NIMS) Compliance Objectives as outlined by FEMA's National Incident Management Integration Division and supported by Chancellor Dr. Glen D. Johnson, Oklahoma State System of Higher Education. At the present time approximately 200 faculty and staff have completed the (NIMS) FEMA online training courses on university preparedness at Rogers State University.

Rogers State University revised their entire Jeanne Clery Disclosure of Campus Security Policy Campus Crime Statistics Act to comply with new Higher Education Act and Federal Law implemented by July 1, 2010. The report is located on the RSU website at: <http://www.rsu.edu/rsupd/clery-act.asp>. It includes additional disclosure and updates on:

1. Annual Fire Safety Report

2. Fire Drills: one per semester
3. Campus Security Procedures to provide a statement about campus security procedures and practices and to encourage students and employees to be responsible for their own security and the security of others.
4. Sexual Assault Prevention
5. Stalking
6. Alcohol/Drug Education
7. Counseling Services offering a number of educational programs related to alcohol and drug abuse during the school year.
8. The Student Health Center offers one-on-one screenings for students concerned about their alcohol and/or drug use.
9. Distribution of the Clery Report
10. RSU Emergency Operation Plan Abridged Version and RSU Campus Safety Plan with the ultimate goal of emergency preparedness and promote community safety.

Rogers State University conducted four emergency preparedness drills at the Student Apartments and Family Housing this year. Two were weather related and two were fire drills.

RSU introduced a new security camera system to help with faculty, staff, student, and visitor protection while on Rogers State University property. It includes full camera coverage inside and outside of the new Baird Hall building and updating the cameras at the Centennial Center.

Current copies of the Rogers State University Emergency Operations Plan and the Rogers State University Campus Emergency Plan are on file in the Board of Regents' office.

This item was reported for information only. No action was required.

**QUARTERLY REPORT OF PURCHASES – RSU**

The Board of Regents policy governing the buying and selling of goods and services states that:

- I. Purchases and/or acquisition of goods and services over \$250,000 must be submitted to the Board for prior approval;
- II. Purchase obligations between \$50,000 and \$250,000 must be reported quarterly to the Board as an information item. Sole source procurements in this category must also be reported and identified as such.

**QUARTERLY REPORT OF PURCHASES – ALL**  
July 1, 2010 through September 30, 2010

<u>Item</u>	<u>Description</u>	<u>Campus- Department</u>	<u>Vendor</u>	<u>Award Amount</u>	<u>Explanation/ Justification</u>
-------------	--------------------	-------------------------------	---------------	-------------------------	---------------------------------------

**PURCHASE OBLIGATIONS FROM \$50,000 TO \$250,000**

**NONE TO REPORT**

**SOLE SOURCE PROCUREMENTS FROM \$50,000 TO \$125,000**  
Competition Not Applicable

1.	Service	Student	Claremore	\$57,150.00	Medical Services
----	---------	---------	-----------	-------------	------------------

Health Ctr      Physicians                      at Student Health  
IM Care    Center

This item was reported for information only. No action was required.

## **QUARTERLY FINANCIAL ANALYSIS – RSU**

Being reported this month is the Quarterly Financial Analysis for the quarter ended September 30, 2010. The following comments are submitted for your consideration. Detailed charts are attached hereto as Exhibit D.

### **ALL FUNDS: ROGERS STATE UNIVERSITY**

#### **SCHEDULE 1: STATEMENT OF REVENUES AND EXPENDITURES – EDUCATION AND GENERAL PART I – UNRESTRICTED**

1. Revenues – Revenues of \$12.1 million representing 41.0% of the budget are reported. For the same period last fiscal year, there were revenues of \$10.5 million representing 36.6% of the budget.
2. Expenditures – Expenditures of \$6.2 million representing 18.9% of the budget are reported. For the same period last fiscal year, there were expenditures of \$6.0 million representing 19.2% of the budget.

#### **SCHEDULE 2: STATEMENT OF REVENUES AND EXPENDITURES – EDUCATION AND GENERAL PART II – RESTRICTED**

1. Revenues – Revenues of \$0.8 million representing 33.4% of the budget are reported. For the same period last fiscal year, there were revenues of \$0.8 million representing 30.1% of the budget.
2. Expenditures – Expenditures of \$1.2 million representing 32.4% of the budget are reported. For the same period last fiscal year, there were expenditures of \$1.0 million representing 23.3% of the budget.

#### **SCHEDULE 3: STATEMENT OF REVENUE AND EXPENDITURES – AUXILIARY ENTERPRISES**

1. Revenues – Revenues of \$11.6 million representing 37.9% of the budget are reported. For the same period last fiscal year, there were revenues of \$11.6 million representing 46.5% of the budget.
2. Expenditures – Expenditures of \$10.3 million representing 35.2% of the budget are reported. For the same period last fiscal year, there were expenditures of \$11.6 million representing 46.4% of the budget.

#### **SCHEDULE 4: SCHEDULE OF CASH BALANCES AND DISCRETIONARY RESERVES**

Discretionary reserves consist of a portion of the university's resources that are held as reserves or currently budgeted for expenditure. As such, resources of this nature are available to fund future capital projects, operating needs and/or unforeseen contingencies for any lawful purpose of the university.

#### **EDUCATION AND GENERAL PART I**

The Education and General Part I cash balance was \$6,602,158 on June 30, 2010. The cash balance was \$10,830,244 on September 30, 2010.

## EDUCATION AND GENERAL PART II

The Education and General Part II cash balance was \$1,794,604 on June 30, 2010. The cash balance was \$1,214,340 on September 30, 2010.

## PLANT FUNDS

The plant funds had a cash balance of \$949,758 on June 30, 2010. The cash balance was \$1,407,903 on September 30, 2010.

## OCIA 2006 CAPITAL IMPROVEMENT BOND ISSUE

The OCIA 2006 capital improvement bond issue had a cash balance of \$429,903 on June 30, 2010. The cash balance was \$63,708 on September 30, 2010.

## AUXILIARY ENTERPRISES

The Auxiliary Enterprise cash balance was \$3,708,858 on June 30, 2010. The cash balance was \$3,201,008 on September 30, 2010.

This item was reported for information only. No action was required.

The meeting was adjourned for the day at 4:20 p.m.

The meeting reconvened on December 1, 2010 at 9:49 a.m. with all Regents present.

## **THE UNIVERSITY OF OKLAHOMA**

### **REPORT OF THE PRESIDENT OF THE UNIVERSITY**

President Boren discussed the previously announced gift of \$12 million by Peggy and Charles Stephenson to allow the University to complete the Cancer Center building and the item on the current agenda to name the Cancer Center in honor of this gift. The Stephensons have previously given gifts to build the two research buildings just north of the Weather Center along with gifts to the Energy Center; their gift total to the University is approaching \$40 million. They are an extraordinary couple and this most recent gift will aid the University in providing cancer trials here in Oklahoma, cutting edge research applied immediately to patients at the Center. The President stated that another \$5 or \$6 million is needed to finish out everything for the Center, but the University is grateful to the Stephensons and for ongoing support from the state of Oklahoma through the tobacco tax distribution.

## **MINUTES**

Regent Stuart moved approval of the minutes of the regular meeting held October 27, 2010 as printed and distributed prior to the meeting. The following voted yes on the motion: Regents Bell, Rainbolt-Forbes, Dunning, Clark, Stuart and Weitzenhoffer. The Chair declared the motion unanimously approved.

## **NAMING OF THE PEGGY AND CHARLES STEPHENSON OKLAHOMA CANCER**

## CENTER – HSC

Peggy and Charles Stephenson of Tulsa, whose exceptional generosity helped established OU's burgeoning Research Campus in Norman, have made a \$12 million gift commitment to the Oklahoma Cancer Center, the largest one-time gift in the history of the OU Health Sciences Center.

Their contribution will provide:

- \$5.5 million to complete construction of the seven-story Oklahoma Cancer Center facility at the OU Health Sciences Center in Oklahoma City. This unique patient-centered facility will bring all the key medical specialists -- including surgeons, medical oncologists, radiation oncologists, research specialists, support personnel and educators -- to the patient in a coordinated manner.
- \$3 million to establish the Peggy and Charles Stephenson Endowed Chair in Cancer Laboratory Research. This endowed position will provide an important incentive in the recruitment of a world-class laboratory cancer researcher to the Cancer Center.
- \$3 million to endow the Peggy and Charles Stephenson Chair in Cancer Translational or Clinical Trials Research. This position will help OU recruit a researcher in either translation research, which "translates" what is discovered in the laboratory into a treatment that can be used for patients, or clinical trials research, which tests the new drugs and treatments.
- \$500,000 to endow the center's Healing Garden, which will be named as the Peggy Stephenson Healing Garden. This garden is an integral part of OU First Lady Molly Boren's efforts to ensure that the Cancer Center offers a warm and welcoming environment for patients and their families.

Mr. and Mrs. Stephenson's gift will help the state achieve the goal of bringing world-class research and cancer care to the citizens of Oklahoma – a state that has one of the worst cancer incidence and mortality rates in the nation. One in every three women and one in every two men are diagnosed with cancer during their lifetimes. Each year, 17,000 Oklahomans are diagnosed with cancer, and 7,500 die from cancer. The Oklahoma Cancer Center, scheduled to be completed in 2011, is the largest public-private biosciences initiative in Oklahoma history, representing an unprecedented commitment to improving how cancer affects Oklahomans through treatment, clinical research, support programs and education.

Charles Stephenson is a 1959 OU petroleum engineering graduate and retired chairman of the board, president and CEO of Vintage Petroleum Inc., which was sold in 2006 to Occidental. Peggy Stephenson is executive director of the Stephenson Family Foundation, which supports many community programs. Both are recipients of honorary degrees of Doctor of Humane Letters from OU.

Mr. and Mrs. Stephenson have long been interested in supporting OU's research endeavors and the economic benefits to the state of Oklahoma that can result from those initiatives. Their \$6 million gift to OU in 2002 helped build the Stephenson Research and Technology Center, which was completed in 2004 and transformed an empty field into OU's Research Campus. They subsequently made another \$18 million gift to help OU build a second major research building. The Stephenson Life Sciences Research Center, completed in 2010 immediately north of the SRTC, houses the Department of Chemistry and Biochemistry as well as visiting researchers from other universities and companies.

The University of Oklahoma is proud to name the Oklahoma Cancer Center in honor of Peggy and Charles Stephenson.

President Boren recommended that the Board of Regents approve the naming of the Oklahoma Cancer Center as the Peggy and Charles Stephenson Oklahoma Cancer Center.

Regent Rainbolt-Forbes moved approval of the recommendation. The following voted yes on the motion: Regents Wade, Bell, Rainbolt-Forbes, Dunning, Clark, Stuart and Weitzenhoffer. The Chair declared the motion unanimously approved.

### **PROFESSIONAL SERVICE AGREEMENTS – HSC**

The University of Oklahoma Health Sciences Center (OUHSC) receives revenue from a variety of sources. One such source is third-party vendors who pay the University in return for providing professional services. The following is a list of contracts with outside vendors for professional services performed by OUHSC faculty:

New – HCA Health Services of Oklahoma, Inc.

OUHSC will provide radiation physics and/or radiological physics services to the OU Medical Center. The physicists will also provide services for selecting evaluation, monitoring and optimizing imaging devices. They will also be involved in patient care, radiation safety, teaching, and administrative functions. The Agreement was received and signed on September 29, 2010.

New – Laureate Psychiatric Clinic and Hospital

OUHSC will serve as Director of the Laureate Institute for Brain Research (LIBR) and will perform all related duties as requested by LIBR. OUHSC will perform and supervise research in areas related to neuropsychiatry and neuroscience on behalf of LIBR. The Agreement was received on September 22, 2010, and signed on September 26, 2010.

President Boren recommended that the Board of Regents approve the professional service agreements for The University of Oklahoma Health Sciences Center as listed.

New –	HCA Health Services of Oklahoma, Inc. College of Medicine/Radiological Sciences Term of Agreement 06/30/10 to 06/29/11	\$404,778
-------	--	-----------

New –	Laureate Psychiatric Clinic and Hospital College of Medicine-Tulsa/CMT Psychiatry Term of Agreement 09/02/10 to 08/30/15	\$379,620/yr
-------	--	--------------

Regent Stuart moved approval of the recommendation. The following voted yes on the motion: Regents Wade, Bell, Rainbolt-Forbes, Dunning, Clark, Stuart and Weitzenhoffer. The Chair declared the motion unanimously approved.

### **BIOPHOTONIC IMAGING SYSTEM – HSC**

The Peggy and Charles Stephenson Oklahoma Cancer Center, Health Sciences Center, requires the acquisition of an IVIS Spectrum Instrument package. This system will allow quantitative monitoring of tumor growth, tumor response to therapy, monitoring and localization of infectious pathogens, and in vivo measurement of gene promoter activity. It will also provide investigators with a technology to obtain serial measurements of tumor growth and monitor response to therapy in real time with high sensitivity down to the level of single cells. The ability to simultaneously measure more than one biological process by recording different emission

spectra will reduce statistical error.

The instrument will benefit many research projects in disciplines such as cancer, cardiovascular medicine, neuroscience and virology. The enhanced quality of data obtained is also anticipated to translate into more research funding from federal and non-federal agencies.

The University's Purchasing department confirmed the acquisition as a sole-source by conducting an independent search for other suppliers. Additional searches of similar equipment found none to meet the required specifications of higher quantum yield, quantum efficiency, spectral un-mixing capabilities, and the ability to use in-license patents from Stanford University. The price includes significant discounted pricing and represents best value to the University.

Funding has been identified, is available, and budgeted within the OU Cancer Center research operating account.

President Boren recommended the Board of Regents authorize the President or his designee to issue a purchase order in the amount of \$370,097 to Caliper Life Sciences, Inc., of Hopkinton, Massachusetts, on a sole source basis, for a Biophotonic Imaging System.

Regent Bell moved approval of the recommendation. The following voted yes on the motion: Regents Wade, Bell, Rainbolt-Forbes, Dunning, Clark, Stuart and Weitzenhoffer. The Chair declared the motion unanimously approved.

#### **PURCHASE OF ARTWORK FOR THE PEGGY AND CHARLES STEPHENSON OKLAHOMA CANCER CENTER – HSC**

Private funding has been raised to supplement budgeted funds for the purchase of an exterior public art work to be placed at the Peggy and Charles Stephenson Oklahoma Cancer Center. Additional private funds will come from gifts by Treasures for Tomorrow and from Molly and David Boren.

President Boren recommended the Board of Regents authorize the President or his designee to negotiate an agreement and execute a purchase order not to exceed \$375,000, to James Surls Studio of Carbondale, Colorado, on a sole source basis, for the acquisition of a sculpture for the Peggy and Charles Stephenson Oklahoma Cancer Center.

Regent Stuart moved approval of the recommendation. The following voted yes on the motion: Regents Wade, Bell, Rainbolt-Forbes, Dunning, Clark, Stuart and Weitzenhoffer. The Chair declared the motion unanimously approved.

**UPDATE REGARDING SPACE LEASE – TULSA  
ACADEMIC CALENDAR 2011-2012 – NC, HSC & TULSA  
EMERGENCY RESPONSE PLAN ANNUAL REPORT – ALL  
ON-CALL ARCHITECTS AND ENGINEERS QUARTERLY REPORT – ALL  
ON-CALL CONSTRUCTION-RELATED SERVICES QUARTERLY REPORT – NC &  
HSC  
QUARTERLY REPORT OF PURCHASES – ALL  
QUARTERLY FINANCIAL ANALYSIS – ALL  
REGENTS' FUND QUARTERLY FINANCIAL REPORT – ALL  
NONSUBSTANTIVE PROGRAM CHANGES – NC  
UTILITY PLANT #4 – NC  
PREFERRED SUPPLIER FOR SYMANTEC SOFTWARE, PRODUCTS AND  
MAINTENANCE – NC**

**BULK FUEL – NC**

The listed items were identified, by the administration, in each agenda item as “For Information Only.” Although no action was required, the opportunity to discuss or consider any of them individually was provided.

**UPDATE REGARDING SPACE LEASE – TULSA**

In October 2010 Board of Regents authorized the negotiation of a lease agreement and licensing agreement with Ardent Health Services (AHS) permitting AHS to build out and operate a fully-equipped imaging center within the Schusterman Center Clinic in Tulsa. The lease agreement was negotiated and executed in November 2010 with AHS. The lease agreement has been provided as a separate attachment to the Board of Regents. The licensing agreement is being negotiated at this time and will be forwarded to the Board of Regents as a separate attachment for review at a later date.

This item was reported for information only. No action was required.

**ACADEMIC CALENDAR 2011-2012 – NC, HSC & LAW**

The Oklahoma State Regents for Higher Education authorize the President to approve the institution’s academic calendar each year. The calendar is then submitted to the State Regents by January 1 prior to the summer semester to which the proposed calendar applies. The academic calendar attached hereto as Exhibit E is for information only and will be submitted to the State Regents.

This item was reported for information only. No action was required.

**EMERGENCY RESPONSE PLAN ANNUAL REPORT – ALL**

Pursuant to the authority contained in the Oklahoma Emergency Management Act of 2003, O.S. 63, Section 681 through 683.24, the head of each designated department and agency shall take necessary actions to implement the Emergency Operations Plan by developing written internal procedures that detail support required by the plan and shall be prepared to put the plan into action. Section 681 also requires institutions of higher learning to make an annual report to its Board of Regents “detailing the status of emergency preparedness and identified safety needs.”

Emergency planning and response is an evolutionary process adapting to the nature of the emergency at hand. The intent of The University of Oklahoma Emergency Response Plan is to set out a foundation from which the University’s emergency response may evolve and an organization that may direct its evolution. The University will use National Incident Management System (NIMS) and Incident Command System (ICS) standards and principles for managing all emergencies on campus.

Response to and recovery from emergencies will be conducted within the framework of The University of Oklahoma Emergency Response Plan. The plan is designed to provide effective coordination of University and community resources to protect life and property during and after emergencies. The plan lays the foundation for the University’s response to emergencies. These emergencies may include prolonged power outages, extreme weather, fires, hazardous materials incidents, large-scale events, and protest actions.

Through coordination and preparedness, the University hopes to minimize the impacts of emergencies and to maximize the effectiveness of the campus community in responding to and recovering from major emergencies and catastrophic occurrences. Importantly, the plan provides an organizational structure for the continuity of campus



operations in pursuit of the University's academic mission. The Emergency Response Plan is updated every six months.

This item was reported for information only. No action was required.

### **ON-CALL ARCHITECTS AND ENGINEERS QUARTERLY REPORT – ALL**

In May 2004, the Board of Regents authorized a group of architectural and engineering firms to provide professional services required for small projects. The terms of service for all of these on-call consultants expired at June 30, 2009; however some professional services authorized prior to the expiration date are still underway. In May 2009, the Board authorized a new group of architectural and engineering firms to provide professional on-call services.

The work completed during the first quarter of fiscal year 2011 by on-call architectural and engineering firms in both groups is summarized below.

<u>Firm Name</u>	<u>Date Initiated</u>	<u>Work Performed</u>	<u>Fee</u>
For the Norman Campus:			
Architects In Partnership, P.C. Norman	March 1, 2010	Design, Construction Documents and Construction Administration (Soccer Dugouts)	\$ 14,670
Kirkpatrick Forest Curtis PC Oklahoma City	September 1, 2010	Structural Engineering (Sarkeys Energy Center, Mewbourne Statue)	710
For the Health Sciences Center, Oklahoma City:			
Smith Roberts Baldischwiler, LLC Oklahoma City	July 22, 2010	Location Survey (Faculty House Fence)	750
For OU-Tulsa:			
None			

#### **CUMULATIVE TOTAL PROFESSIONAL FEES FOR WORK COMPLETED BY ON-CALLS THROUGH THE FIRST QUARTER OF FISCAL YEAR 2010-2011**

For the Norman Campus:

<u>Firm Name</u>	<u>Total Fees</u>
Architect In Partnership, P.C.	14,670
Kirkpatrick Forest Curtis PC	710
Total, Norman Campus	15,380

For the Health Sciences Center, Oklahoma City:

November 30-December 1, 2010

32373

<u>Firm Name</u>	<u>Total Fees</u>
Smith Roberts Baldischwiler, LLC	750
Total, Health Sciences Center, Oklahoma City	750

For OU-Tulsa:

<u>Firm Name</u>	<u>Total Fees</u>
None	0
<hr/>	
Total, All Campuses	\$16,130

This item was reported for information only. No action was required.

### **ON-CALL CONSTRUCTION-RELATED SERVICES QUARTERLY REPORT – NC & HSC**

In March 2006, the Board of Regents authorized the administration to award a contract to Warden Construction of Jacksonville, Florida, for on-call construction-related services for the Norman and Health Sciences Center campuses. It was indicated that the administration would provide a quarterly report to the Board for all work completed, as well as seek prior Board approval for any project with an estimated cost of \$250,000 or greater.

Work completed during the first quarter of fiscal year 2011 is summarized below.

<u>Building/Location</u>	<u>Project Description</u>	<u>Cost of Work</u>
For the Norman Campus:		
Collings Hall	Install control box to cool Information Technology closet on the third floor (part of larger renovation project)	\$ 8,834
Felgar Hall	Assist Facilities Management with upgrade of men's rest room to ADA standards	5,485
Sarkeys Energy Center	Renovate the fifteenth floor	405,830
Adams Hall	Remodel room 150	112,379
Adams Hall	Remodel room 255	59,858
George Lynn Cross Hall	Remodel room 123	68,915
Collings Hall	Assist Information Technology with audio-visual upgrade in several classrooms (part of larger renovation project)	13,736

For the Health Sciences Center:

No activity for First Quarter of FY 2010/11.

This item was reported for information only. No action was required.

### **QUARTERLY REPORT OF PURCHASES – ALL**

The Board of Regents policy governing the buying and selling of goods and services states that:

- A. Purchases and/or acquisition of goods and services over \$250,000 must be submitted to the Board for prior approval; and
- II. Purchase obligations between \$50,000 and \$250,000 must be reported quarterly to the Board as an information item. Sole source procurements in this category must also be reported and identified as such.

The quarterly report for II above is attached hereto as Exhibit F.

This item was reported for information only. No action was required.

### **QUARTERLY FINANCIAL ANALYSIS - ALL**

By request of the Board of Regents, the Quarterly Financial Analysis for the three months ended September 30, 2010 is presented. The detailed information upon which the Executive Summary, attached hereto as Exhibit G, is based was distributed separately to the Regents prior to the November meeting.

This item was reported for information only. No action was required.

### **REGENTS' FUND QUARTERLY FINANCIAL REPORT – ALL**

This summary report, attached hereto as Exhibit H, is provided in accordance with University of Oklahoma Board of Regents policy. It highlights all of the financial activity within the Regents' Fund during the three months ended September 30, 2010.

This item was reported for information only. No action was required.

### **NONSUBSTANTIVE PROGRAM CHANGES – NC**

Administrative/Internal Program Change  
Approved by Academic Programs Council, November 3, 2010

Change in Minor Requirements

COLLEGE OF ARCHITECTURE

Construction Science, minor (N250)

Change in minor requirements. Allow students to take CNS 4523 or CNS 4613.

Reason for request:

Last year the division revamped the entire bachelor degree program in CNS. These changes

have revealed some scheduling conflicts for some students. The faculty has approved adding CNS 4613 as an option. Students will now choose either CNS 4523 or CNS 4613. This option is being included for the minor.

Academic Program Council  
Approved Course Changes by Academic Programs Council, November 4, 2010

<u>Prefix /Number</u>	<u>Title</u>	<u>Comments</u>
<u>COURSE CHANGES</u>		
<u>Mewbourne College of Earth and Energy</u>		
P E	2153 Mechanics of Materials	Change Description
P E	3223 Fluid Mechanics	Change Description
P E	4033 Oil, Gas & Environmental Law	Change Description
P E	3123 Petroleum Reservoir Fluids	Change Description
P E	3213 Reservoir Rock Properties	Change Description
P E	3313 Drilling and Completions I	Change Description
P E	4713 Petroleum Project Evaluation	Change Description
P E	4323 Drilling and Completions II	Change Description
P E	4533 Applied Reservoir Engineering	Change Description
P E	4543 Improved Recovery Techniques	Change Description
<u>College of Engineering</u>		
CEES	1112 Intro to Civil Engr/Envir Sci	Change Title (Short) Change Description
CEES	4913 Environmental Science Capstone	Change Title Change Description
CEES	4923 Environmental Engineering Capstone	Change Title Change Description
CEES	4993 Architectural Engineering Capstone	Change Title Change Description

NEW COURSES

College of Atmospheric and Geographic Sciences

GIS	2013	Introduction to Geoinformatics
GIS	2453	Spatial Thinking & GIS Visualization
GIS	3923	Statistics for Geoinformatics
GEOG	4893	Research Methods & Professional Development

This item was reported for information only. No action was required.

#### **UTILITY PLANT #4 – NC**

In September 2009, the Board of Regents approved the guaranteed maximum price of \$66,250,000 for construction of Utility Plant #4, to be located immediately north of the S. J. Sarkeys Complex. The plant building and connecting tunnels are currently under construction by J. E. Dunn Construction Co., the project construction manager. When complete, the plant will provide chilled water, steam and electricity necessary for expanding campus facilities.

At the June 2010 meeting, the Board authorized the administration to negotiate and execute a contract with the best-value supplier for construction and installation of a high-pressure natural gas pipeline to supply the requirements of the plant and to report back to the Board the results.

The contract was awarded to Oklahoma Natural Gas (ONG). The contract requires \$1,000,000 to be paid from project funds before construction of the pipeline will begin. The remainder of the construction cost of the pipeline (approximately \$750,000) will be recovered by ONG through gas transportation fees over a 5-year period. After that time, all transportation costs for gas bought by the University will be lower than currently paid.

Funding for the payment to ONG is identified and available within the capital project's budget financed by \$71,250,000 in general revenue bond proceeds and approximately \$750,000 from the chilled water assessment to capital projects.

This item was reported for information only. No action was required.

#### **PREFERRED SUPPLIER FOR SYMANTEC SOFTWARE, PRODUCTS AND MAINTENANCE – NC**

Board of Regents' policies and procedures require that acquisition contracts that merely establish unit pricing, availability and other terms and conditions but which are indefinite as to quantity and delivery must be reported to the Board of Regents if the cumulative orders against them are expected to exceed \$250,000 annually.

This item reports the anticipated activity for a Symantec brand technology supplier contract for related software, products, and ongoing maintenance support for fiscal year 2011 is estimated to be \$1,600,000. The preferred supplier contract is awarded to support the Information Technology (IT) department on an as-needed basis by securing discounted pricing for future solution expansion and upgrades to support the security and maintenance of University technology systems, and for technology products and services for resale mainly through the University's IT Store.

The contract is based on a previous competitive solicitation and will be the fourth renewal of the existing five year contract at equivalent pricing and discounts.

The recommended renewal of the preferred provider contract to Lumenate Inc. of Oklahoma City represents best value to the University.

Funding has been identified, is available and budgeted within the IT operating account.

This item was reported for information only. No action was required.

### **BULK FUEL – NC**

Board of Regents' policies and procedures require that acquisition contracts that merely establish unit pricing, availability and other terms and conditions but which are indefinite as to quantity and delivery must be reported to the Board of Regents if the cumulative orders against them are expected to exceed \$250,000 annually.

This item reports the anticipated activity for bulk fuels for fiscal year 2010, with estimated annual expenditures of \$720,000. The unleaded, ethanol, diesel and bio-diesel fuels are necessary for the operation of approximately 500 University-owned vehicles and service equipment.

The contract to Mansfield Oil Company, of Gainesville, Georgia, is available through the State of Oklahoma from a competitive bid according to state purchasing rules and complies with Board Policies and Procedures regarding competition relative to the acquisition of products and services.

Funding has been identified and is available and budgeted within the Fleet Services operating account.

This item was reported for information only. No action was required.

### **PROPOSALS, CONTRACTS, AND GRANTS – NC & HSC**

In accord with Regents' policy, a list of awards and/or modifications in excess of \$250,000 or that establish or make policy for the University, or that otherwise involve a substantial or significant service to be performed by the University are shown on the following pages. Comparative data for fiscal years 2006 through 2010 and current month and year-to-date, are shown on the graphs and tables attached hereto as Exhibit I.

The Provisions of Goods and Services policy provides that new contracts and grants in excess of \$250,000 must be referred to the Board of Regents for ratification. In addition, in the event a contract, grant, document, or arrangement involved would establish or make policy for the University, or would otherwise involve a substantial or significant service to be performed by the University, that contract, arrangement, or document shall be referred to the Board of Regents for approval.

FY10 Total Expenditures		FY10 Year-to-Date Expenditures	FY11 Year-to-Date Expenditures
-------------------------------	--	--------------------------------------	--------------------------------------

---

UNIVERSITY OF OKLAHOMA	\$261,857,842		\$69,103,712	\$74,636,939
NORMAN CAMPUS	\$143,008,103		\$38,714,730	\$42,315,433
HEALTH SCIENCES CENTER	\$118,849,739		\$30,388,982	\$32,321,506

President Boren recommended that the Board of Regents ratify the awards and/or modifications for September 2010 submitted with this Agenda Item.

Regent Bell moved approval of the recommendation. The following voted yes on the motion: Regents Wade, Bell, Rainbolt-Forbes, Dunning, Clark, Stuart and Weitzenhoffer. The Chair declared the motion unanimously approved.

## **HONORARY DEGREES – NC**

The University policy and the policy of the Oklahoma State Regents for Higher Education on awarding honorary degrees states that nominees and alternates must be approved by the OU Board of Regents prior to awarding of the degrees.

The University Regents and administration request that the names of the nominees and alternates be kept confidential until final arrangements are made for the nominees to be present. The President's letter is on file in the Regents' Office.

President Boren recommended the nominees listed in his recent letter to the Board of Regents be approved for honorary degrees.

Regent Bell moved approval of the recommendation. The following voted yes on the motion: Regents Wade, Bell, Rainbolt-Forbes, Dunning, Clark, Stuart and Weitzenhoffer. The Chair declared the motion unanimously approved.

## **FRED JONES JR. MUSEUM OF ART REACCREDITATION – NC**

The Fred Jones Mr. Museum of Art was first accredited by the American Association of Museums (AAM) in 1977, reaccredited in 1986 and 1999 and is now seeking another reaccreditation. As a condition for reaccreditation, the AAM requires a resolution of permanence that demonstrates the existence and the permanence of a museum that is part of a college, university or school. This resolution of permanence must be approved by the museum's governing authority. In addition to the resolution of permanence, the AAM requires that the governing authority of the museum approve the following documents.

Mission/Vision/Value Statements  
Code of Ethics

Resolution of Permanence  
Delegation of Authority  
Strategic Plan

The documents attached hereto as Exhibit J have been reviewed and endorsed by the Senior Vice President and Provost.

President Boren recommended the Board of Regents approve the documents required by the American Association of Museums for the reaccreditation of the Fred Jones Jr. Museum of Art.

Regent Stuart moved approval of the recommendation. The following voted yes on the motion: Regents Wade, Bell, Rainbolt-Forbes, Dunning, Clark, Stuart and Weitzenhoffer. The Chair declared the motion unanimously approved.

### **LIBRARY ACQUISITION OF ELECTRONIC REFERENCE DATABASE – ALL**

Thomson Reuters is the sole provider of certain online databases that are used by students, faculty and other researchers in the state. *Web of Science, Biosis Citation Index, Current Contents, Journal Citation Reports* and *Zoological Record* together provide subject, author and citation access to scholarly resources in all academic disciplines. The resources also provide citation reports and core journal lists for these academic disciplines included. These are unique research tools because they offer author citations as well as providing indexing of the cited resources and source materials. Providing these tools enables the University to remain competitive with other large public research university libraries.

These resources are collected at a level that supports undergraduate and graduate programs. Served by these resources are students, faculty and staff from the Norman Campus, Health Sciences Center and Schusterman Center.

The University's Purchasing Department conducted inquiries for other suppliers to confirm the acquisition as a sole source. Additional searches found no other providers to meet the specified requirement of indexing for cited resources and source materials for every book citing additional current or historical reference articles or journals. The pricing offered represents best value to the University based upon total enrollment, the number of campuses served, and information that could be obtained from other institutions regarding their cost of the tools. Past and projected expenditures are:

<u>Projected FY 11</u>	<u>Actual FY10</u>	<u>Actual FY09</u>
\$324,929	\$311,128	\$287,446

Funding has been identified, is available and budgeted within the University Libraries.

President Boren recommended the Board of Regents authorize the President or his designee to award a purchase order in the amount of \$324,929, to Thomson Scientific of Philadelphia, Pennsylvania, on a sole source basis, for the acquisition of an electronic reference database for University Libraries, for a one-year period beginning January 1, 2011, and the option to renew for three additional one-year periods at equivalent pricing.

Regent Bell moved approval of the recommendation. The following voted yes on the motion: Regents Wade, Bell, Rainbolt-Forbes, Dunning, Clark, Stuart and Weitzenhoffer. The Chair declared the motion unanimously approved.

### **DEVON ENERGY HALL CLEAN ROOM – NC**



The Devon Energy Hall Clean Room project was approved by the Board of Regents at the May 2010 meeting. The build-out of approximately 4,000 square feet on the fifth floor of Devon Energy Hall will create a new clean room facility and support spaces, providing research capabilities that currently do not exist on campus. The facility will be operated as a University shared research resource and will enhance opportunities for future research grant funding.

Construction documents for the project were prepared by Miles Associates, Inc., the project architect for Devon Energy Hall. The project was advertised, and on October 7, 2010, bids for construction of the project were received from two firms. The bids were evaluated by the project architect and the following representatives of the University administration:

Thomas Landers, Dean, College of Engineering  
 Blake Farrar, Staff Architect, Architectural and Engineering Services  
 Michael Moorman, Director, Architectural and Engineering Services

Based on the bids received, a total budget of \$3,000,000 is required for the project. It is recommended that this budget be approved and that a contract in the amount of \$2,397,500 be awarded to Flintco, LLC of Oklahoma City, the low bidder, as follows:

Base Bid Proposal	\$ 2,400,000
Alternate No. 2, SBS Roofing System	<u>(2,500)</u>
Total Proposed Contract Amount	\$ 2,397,500

A complete tabulation of the bids is shown below.

	<u>Flintco, LLC</u> <u>Okl. City</u>	<u>Manhattan</u> <u>Construction</u> <u>Company</u> <u>Okl. City</u>
Base Proposal	\$2,400,000	\$2,460,000
Alternate No. 1, Heat Recovery System	95,000	94,000
Alternate No. 2, SBS Roofing System	(2,500)	(2,400)
Alternate No. 3, Process Vessels	100,000	100,000
Total, Base Proposal + Alternate 2	<u>\$ 2,397,500</u>	<u>\$ 2,457,600</u>

Funding has been identified, is available and budgeted from bond proceeds and/or University discretionary reserves.

President Boren recommended the Board of Regents:

- I. Approve a total budget of \$3,000,000 for the Devon Energy Hall Clean Room project and authorize the associated modification of the Campus Master Plan of Capital Improvement Projects for the Norman Campus;
- II. Award a contract in the amount of \$2,397,500 to Flintco, LLC of Oklahoma City, the low bidder, for construction of the project;
- III. Authorize the President or his designee to sign the Agreement for Construction and the necessary change orders during construction within the statutory and

project budget limitations; and

- IV. Recognize and acknowledge that the University may incur certain costs relative to the above project prior to receipt of bond proceeds and, to the extent the University utilizes its own funds for said costs, it is intended that bond proceeds will be utilized to reimburse the University.

Regent Bell moved approval of the recommendation. The following voted yes on the motion: Regents Wade, Bell, Rainbolt-Forbes, Dunning, Clark, Stuart and Weitzenhoffer. The Chair declared the motion unanimously approved.

#### **AMENDMENT TO THE UNIVERSITY OF OKLAHOMA SOONER OPTIONS PLAN – ALL**

On March 23, 2010 the Patient Protection and Affordable Care Act (PPACA) was signed into law. While there are many provisions under PPACA with which the University must comply, changes in eligibility for adult children and expenditures eligible for reimbursement under flexible spending accounts require changes to the Sooner Options Plan. Additionally language has been added to accommodate the use of flexible spending debit cards. The document attached hereto as Exhibit K details the changes to The University of Oklahoma Sooner Options Plan. An overview of the changes is described below:

- Adult children may continue coverage on their parent's health plan until the age of 26, regardless of financial dependency, or student or marital status. [PHSA § 2714, as added by the Patient Protection and Affordable Care Act, Pub. L. No. 111-148 (2010) (PPACA), as amended by the Health Care and Education Reconciliation Act of 2010, Pub. L. No. 111-152 (2010) (HCERA); Interim Final Rules Relating to Dependent Coverage of Children to Age 26 Under PPACA, 26 CFR Parts 54 and 602; 29 CFR Part 2590; 45 CFR Parts 144, 146, and 147, 75 Fed. Reg. 27121 (May 13, 2010).]
- Effective January 1, 2011 expenses incurred for medicine or drugs shall be treated as a reimbursement for medical expenses only if
  - such medicine or drug requires a prescription, [Code § 106(f), as added by PPACA, Pub. L. No. 111-148 (2010); IRS Notice 2010-59.]
  - is available without a prescription (an over-the-counter medicine or drug) and the individual obtains a prescription, or [*Id.*]
  - is insulin. [*Id.*]

Notwithstanding the preceding sentence, expenses reimbursed by debit cards in accordance with IRS Notice 2010-59(IV) on or before January 15, 2011 will be permitted.

- Guidelines have been provided with regard to claims substantiation, status of charges, and correction procedures for improper payments.

President Boren recommended the Board of Regents approve amendment to The University of Oklahoma Sooner Options Plan (125 Cafeteria Plan) as submitted.

Regent Rainbolt-Forbes moved approval of the recommendation. The following voted yes on the motion: Regents Wade, Bell, Rainbolt-Forbes, Dunning, Clark, Stuart and Weitzenhoffer. The Chair declared the motion unanimously approved.

**AMENDMENTS TO THE UNIVERSITY OF OKLAHOMA DEFINED CONTRIBUTION PLAN AND RETIREMENT POLICY – ALL**

The Employee Matters Agreement (Agreement) between the University and Corix Oklahoma, Inc. (Corix) resulted in the need for certain technical and specifically applicable amendments to be made to the University's Defined Contribution Plan and to the University's Retirement Policy. The amendments address employment transition, vesting conditions, and retirement eligibility criteria for certain University utility workers who became employed by Corix as a result of the Agreement.

The proposed amendments are attached hereto as Exhibit L.

President Boren recommended the Board of Regents approve the amendments, submitted herewith, to The University of Oklahoma Defined Contribution Plan and to the University of Oklahoma Retirement Policy.

Regent Bell moved approval of the recommendation. The following voted yes on the motion: Regents Wade, Bell, Rainbolt-Forbes, Dunning, Clark, Stuart and Weitzenhoffer. The Chair declared the motion unanimously approved.

**POST-SEASON ATHLETIC CONTEST – NC**

Arrangements necessary for the University's participation in a bowl game must be made prior to the next Regents' meeting; therefore, it is necessary to seek authorization for the President, the Athletic Director, or their designee to award purchase orders and sign contracts associated with the University's participation in a bowl game. Provisions outlined in Regents' policies regarding post-season athletic contests will be followed. Additionally, an agreement with the University of Oklahoma Foundation to advance bowl related expenses is required to facilitate the contracts, purchase orders and arrangements necessary for the University's participation in a post season bowl game.

President Boren recommended the Board of Regents:

- I. Authorize the President, the Athletic Director, or their designee to award purchase orders and sign contracts associated with The University of Oklahoma's participation in a post-season bowl game; and
- II. Authorize the President, the Athletic Director, or their designee to negotiate an agreement with The University of Oklahoma Foundation to advance bowl related expenses as required.

Regent Stuart moved approval of the recommendation. The following voted yes on the motion: Regents Wade, Bell, Rainbolt-Forbes, Dunning, Clark, Stuart and Weitzenhoffer. The Chair declared the motion unanimously approved.

**ACQUISITION AND SALE OF PROPERTY – NC**

The property described is located near the intersection of Lindsey Street and Jenkins Avenue. The location of this property makes it a strategic and desirable acquisition for the University. Real Estate Operations will lease the property until it is needed for other University purposes. The University has a contract for purchase contingent upon approval by the Board of Regents. The purchase prices are supported by an independent third party appraisal, and the proposed acquisition complies with Regents' policy. A map showing the location of the property is attached hereto as Exhibit M.

Funding has been identified, is available and budgeted within Real Estate Operations.

President Boren recommended the Board of Regents authorize the University's administration to acquire the property located 1318 Lincoln Avenue, Cleveland County, Norman.

Regent Bell moved approval of the recommendation. The following voted yes on the motion: Regents Wade, Bell, Rainbolt-Forbes, Dunning, Clark, Stuart and Weitzenhoffer. The Chair declared the motion unanimously approved.

## **ACADEMIC PERSONNEL ACTIONS – NC & HSC**

### Health Sciences Center:

#### LEAVE(S) OF ABSENCE:

Bidichandani, Sanjay I., Associate Professor of Biochemistry and Molecular Biology, Assistant Dean for Pre-Clinical Curriculum, College of Medicine, and Adjunct Assistant Professor of Pediatrics, leave of absence without pay, January 1, 2011 through December 31, 2011.

Brand, Michael, Associate Professor of Psychiatry and Behavioral Sciences, return from military leave of absence with pay, November 1, 2010.

Kedzierska, Katarzyna Joanna, Assistant Professor of Radiological Sciences, medical leave of absence with pay, September 30, 2010 through December 23, 2010.

Nelson, Melanie McDiarmid, Assistant Professor of Pediatrics, return from leave of absence with pay, October 25, 2010.

Peleg, Ika Izchak, Associate Professor of Internal Medicine, Tulsa, return from leave of absence with pay, November 4, 2010.

Risch, Elizabeth Claire, Clinical Assistant Professor of Pediatrics, medical leave of absence without pay, September 28, 2010 through January 3, 2011.

Sedivy, Evelyn O., Associate in Anesthesiology, leave of absence without pay extended, September 1, 2010 through December 31, 2010.

Shah, Anjan Mahendra, Assistant Professor of Pediatrics, military leave of absence with pay, November 1, 2010 through April 30, 2011.

#### NEW APPOINTMENT(S):

Balan, Aurelia, M.D., Assistant Professor of Pediatrics, annualized rate of \$65,000 for 12 months (\$5,416.67 per month), October 31, 2010 through June 30, 2011. New consecutive term appointment.

Casanegra, Ana I., M.D., Assistant Professor of Medicine, annualized rate of \$60,000 for 12 months (\$5,000.00 per month), November 8, 2010 through June 30, 2011. New consecutive term appointment.

Craft, Melissa, Ph.D., Assistant Professor of Nursing, annualized rate of \$80,000 for 12 months (\$6,666.67 per month), January 3, 2011 through June 30, 2011. New consecutive term appointment. Includes an administrative supplement of \$10,000 while serving as Director of CNS Program and Co-Director of DNP Program.

Farrell, Melanie Tirronen, M.D., Clinical Instructor in Internal Medicine, Tulsa, annualized rate

of \$65,000 for 12 months (\$5,416.67 per month), October 31, 2010 through June 30, 2011.

Garcia-Contreras, Lucila, Ph.D., Assistant Professor of Pharmaceutical Sciences, annualized rate of \$92,000 for 12 months (\$7,666.67 per month), January 10, 2011 through June 30, 2011. New tenure track appointment.

Kaufman, Christian Erick, M.D., Clinical Assistant Professor of Medicine, annualized rate of \$60,000 for 12 months (\$5,000.00 per month), October 1, 2010 through June 30, 2011.

Mills, Thomas L., Clinical Assistant Professor of Family and Preventive Medicine, annualized rate of \$58,000 for 12 months (\$4,833.34 per month), 0.95 time, October 31, 2010 through June 30, 2011.

Nix, Sean Allen, D.O., Assistant Professor of Surgery, annualized rate of \$80,000 for 12 months (\$6,666.67 per month), October 1, 2010 through June 30, 2011. New consecutive term appointment.

Tafur, Alfonso J., M.D., Assistant Professor of Medicine, annualized rate of \$60,000 for 12 months (\$5,000.00 per month), October 11, 2010 through June 30, 2011. New consecutive term appointment.

#### CHANGE(S):

Bennett, Paulette F., title changed from Assistant Professor to Clinical Assistant Professor of Pediatrics, Tulsa, salary changed from annualized rate of \$80,000 for 12 months (\$6,666.67 per month), full time, to annualized rate of \$60,800 for 12 months (\$5,066.67 per month), 0.76 time, October 1, 2010 through June 30, 2011. Change in FTE.

Bryant, Richard M., title changed from Assistant Professor of Pediatrics, Tulsa, to GME Compliance and Finance Officer, Tulsa, November 1, 2010. Changing from faculty to staff.

Comp, Philip Cinnamon, Professor of Medicine, salary changed from annualized rate of \$211,413 for 12 months (\$17,617.73 per month) to annualized rate of \$212,685 for 12 months (\$17,723.76 per month), November 1, 2010 through June 30, 2011. Adjustment to align with VA compensation.

Culkin, Daniel Joseph, Professor and Chair of Urology, and The Donald D. Albers, M.D. Chair in Urology, salary changed from annualized rate of \$211,852 for 12 months (\$17,654.32 per month) to annualized rate of \$250,000 for 12 months (\$20,833.34 per month), November 1, 2010 through June 30, 2011.

Dace, Dejean, title changed from Instructor to Clinical Instructor in Radiological Sciences, salary changed from annualized rate of \$50,000 for 12 months (\$4,166.67 per month) to agreed contract rate, November 7, 2010 through June 30, 2011.

DeGrace, Elizabeth Werner, Assistant Professor of Rehabilitation Sciences and Adjunct Assistant Professor of Allied Health Sciences, changing from tenure track to consecutive term appointment, November 1, 2010.

Duffy, Daniel, Dean, College of Medicine, Tulsa, and Professor of Internal Medicine, Tulsa, given additional title The Steven Landgarten Chair in Medical Leadership, November 1, 2010.

Elliott, Michael Hale, title changed from Assistant Professor of Research, Department of Ophthalmology, to Assistant Professor of Ophthalmology, salary changed from annualized rate of \$75,002 for 12 months (\$6,250.17 per month) to annualized rate of \$85,000 for 12 months (\$7,083.33 per month), September 1, 2010 through June 30, 2011. New tenure track appointment.

Tenurable base \$50,000; department salary \$35,000.

Gerstel, Jeffrey Wayne, title changed from Assistant Professor to Clinical Assistant Professor of Radiological Sciences, salary changed from annualized rate of \$60,000 for 12 months (\$5,000.00 per month) to agreed contract rate, November 7, 2010 through June 30, 2011.

Gosmanova, Albina Khamidullova, title changed from Assistant Professor to Clinical Assistant Professor of Medicine, salary changed from annualized rate of \$60,000 for 12 months (\$5,000.00 per month), full time, to annualized rate of \$42,000 for 12 months (\$3,500.00 per month), 0.70 time, October 1, 2010 through June 30, 2011. Change in FTE.

Grudo, Jennifer Hays, Professor of Internal Medicine, Tulsa, changing from tenure track to consecutive term appointment, October 29, 2010.

Guild III, Ralph T., Professor of Medicine, salary changed from annualized rate of \$221,730 for 12 months (\$18,477.47 per month) to annualized rate of \$232,513 for 12 months (\$19,376.08 per month), November 1, 2010 through June 30, 2011. Adjustment to align with VA compensation.

Hester, Casey Nicole, title changed from Clinical Assistant Professor to Assistant Professor of Pediatrics, annualized rate of \$65,000 for 12 months (\$5,416.67 per month), October 1, 2010 through June 30, 2011. New consecutive term appointment.

Ivins, Douglas, title changed from Associate Professor to Clinical Associate Professor of Family Medicine, Tulsa, salary changed from annualized rate of \$98,000 for 12 months (\$8,166.67 per month), full time, to annualized rate of \$47,800 for 12 months (\$3,983.33 per month), 0.60 time, November 1, 2010 through June 30, 2011. Change in FTE. University base \$42,000.

Kastens, Donald James, Associate Professor of Medicine, salary changed from annualized rate of \$227,777 for 12 months (\$18,981.46 per month) to annualized rate of \$243,477 for 12 months (\$20,289.76 per month), November 1, 2010 through June 30, 2011. Adjustment to align with VA compensation.

Kasus-Jacobi, Anne, Assistant Professor of Research, Department of Ophthalmology, given additional title Adjunct Assistant Professor of Research, Department of Physiology, October 1, 2010.

Kolobe, Hlapang, Professor of Rehabilitation Sciences, given additional title The Jill Pitman Jones Professorship of Physical Therapy, salary changed from annualized rate of \$99,255 for 12 months (\$8,271.27 per month) to annualized rate of \$102,233 for 12 months (\$8,519.41 per month), November 1, 2010 through June 30, 2011. Retention.

Mandal, Nawajes, Assistant Professor of Research, Department of Ophthalmology, given additional title Adjunct Assistant Professor of Research, Department of Physiology, October 1, 2010.

Mannel, Rebecca Lynne, Clinical Instructor in Obstetrics and Gynecology, salary changed from annualized rate of \$5,000 for 12 months (\$416.68 per month), 0.08 time, to annualized rate of \$41,600 for 12 months (\$3,466.67 per month), 0.50 time, October 1, 2010 through June 30, 2011. Increase in FTE due to contract funding.

Maqbool, Feroz, Associate Professor of Radiological Sciences, salary changed from annualized rate of \$38,639 for 12 months (\$3,219.93 per month) to annualized rate of \$193,018 for 12 months (\$16,084.84 per month), July 1, 2010 through June 30, 2011. Addition of VA portion.

McNeill, Daniel L., Professor of Medicine, salary changed from annualized rate of \$98,023 for 12 month (\$8,168.56 per month) to annualized rate of \$106,023 for 12 months (\$8,835.23 per month), November 1, 2010 through June 30, 2011. Retention.

Mulvihill, John J., George Lynn Cross Research Professor of Pediatrics, Adjunct Professor of

Biostatistics and Epidemiology, and The CMRI Kimberly V. Talley Chair in Medical Genetics, salary changed from annualized rate of \$199,700 for 12 months (\$16,641.67 per month), full time, to annualized rate of \$119,820 for 12 months (\$9,985.00 per month), 0.60 time, October 1, 2010 through June 30, 2011. Reduction in FTE.

Sternlof, Steven A., Assistant Professor of Research, Department of Pediatrics, salary changed from annualized rate of \$72,406 for 12 months (\$6,033.86 per month), full time, to annualized rate of \$68,786 for 12 months (\$5,732.17 per month), 0.95 time, November 1, 2010 through June 30, 2011. Change in FTE.

Studebaker, Ira J., title changed from Assistant Professor to Clinical Assistant Professor of Pediatrics, Tulsa, October 1, 2010.

Swisher, Lisa, Clinical Assistant Professor of Pediatrics, salary changed from annualized rate of \$58,052 for 12 months (\$4,837.70 per month), 0.76 time, to annualized rate of \$64,927 for 12 months (\$5,410.58 per month), 0.85 time, October 1, 2010 through June 30, 2011. Increase in FTE. New Grant Source.

#### RESIGNATION(S) AND/OR TERMINATION(S):

Bond, Ian Douglas, Assistant Professor of Anesthesiology, October 20, 2010.  
Cheatham, Kimberly Ann, Assistant Professor of Obstetrics and Gynecology, Tulsa, October 31, 2010.

Donnelly, Andrew D., Clinical Assistant Professor of Family Medicine, Tulsa, December 31, 2010.

Holmquist-Day, Lori, Clinical Assistant Professor of Pediatrics, November 30, 2010.

Mouradian, Laurie E., Clinical Associate Professor of Research, Department of Pediatrics, October 1, 2010. Accepted position out of state.

Skaggs, Valerie Jane, Assistant Professor of Research, Department of Biostatistics and Epidemiology, October 22, 2010.

Wu, Mingyuan, Assistant Professor of Medicine and Adjunct Assistant Professor of Physiology, November 1, 2010. Relocation.

#### RETIREMENT(S):

Folger, Charles Douglas, Associate Dean for Clinical Affairs and Medical Director, OU Physicians, and Associate Professor of Medicine, December 31, 2010.

Nettles, John B., Professor of Obstetrics and Gynecology, Tulsa. Named Professor Emeritus of Obstetrics and Gynecology, Tulsa, November 1, 2010. Approval of Emeritus title only. Retirement previously approved by the Board of Regents on October 27, 2010.

Sullivan, Carole A., Regents' Professor, Dean Emeritus, College of Allied Health; Professor of Medical Imaging and Radiation Sciences; and Adjunct Professor of Allied Health Sciences, December 31, 2010. Named Regents' Professor Emeritus.

#### Norman Campus:

#### LEAVE(S) OF ABSENCE:

Court, Mary, Associate Professor of Industrial Engineering, family and medical leave of absence, March 8, 2010 through September 19, 2010; leave of absence with pay, September 20, 2010.

Engel, Debra H., Associate Professor of Bibliography, and Coordinator of Assessment and Training, University Libraries, family and medical leave of absence, October 1, 2010.

NEW APPOINTMENT(S):

Armer, Christine B., Instructor of Anthropology, annualized rate of \$32,500 for 9 months (\$3,611.11 per month), August 16, 2010 through May 15, 2014. Changing from temporary faculty to four-year renewable term appointment.

REAPPOINTMENT(S):

Nicholas, Sacra N., reappointed to a one-year renewable term as Assistant Professor of Instructional Leadership and Academic Curriculum, annualized rate of \$52,530 for 9 months (\$5,836.67 per month), August 16, 2010 through May 15, 2011.

Robbins, Betty J., reappointed to a two-year renewable term as Assistant Professor of Marketing and Supply Chain Management, annualized rate of \$53,014 for 9 months (\$5,890.50 per month), August 16, 2011 through May 15, 2013.

CHANGE(S):

Brewster, Keith A., Senior Research Scientist and Associate Director of Center for Analysis and Prediction of Storms, annualized rate of \$105,296 for 12 months (\$8,774.65 per month), additional stipend of \$6,000 for serving as Acting Director of Center for Analysis and Prediction of Storms, January 1, 2011 through December 31, 2011.

Carstarphen, Meta G., Associate Professor of Journalism and Mass Communication, title changed from Gaylord Family Professor #1 to Gaylord Family Professor #6, salary remains at annualized rate of \$91,271 for 9 months (\$10,141.27 per month), December 1, 2010.

Dai, Xinyu, Research Scientist, Physics and Astronomy, salary changed from annualized rate of \$57,000 for 12 months (\$4,750.00 per month) to annualized rate of \$60,000 for 12 months (\$5,000.00 per month), November 1, 2010.

Deacon, Zermarie, Assistant Professor of Human Relations and Adjunct Assistant Professor of Women's and Gender Studies, annualized rate of \$61,200 for 9 months (\$6,800.00 per month), additional stipend of \$4,200 for increased teaching duties in the Department of Human Relations, August 16, 2010 through December 31, 2010.

Foote, Joe S., Professor and Dean of the Gaylord College of Journalism and Mass Communication, title changed from Gaylord Family Chair #2 to Gaylord Family Chair #1 salary remains at annualized rate of \$196,480 for 12 months (\$16,373.30 per month), December 1, 2010.

Gade, Peter, Associate Professor of Journalism and Mass Communication, title changed from Gaylord Family Professor #2 to Gaylord Family Professor #7, salary remains at annualized rate of \$87,434 for 9 months (\$9,714.89 per month), December 1, 2010.

Gibson, John P., Associate Professor of Zoology and of Botany and Microbiology, given additional title Interim Director of the Kessler Farm Field Laboratory, salary remains at annualized rate of \$72,492 for 9 months (\$8,054.67 per month), November 1, 2010.

Grunsted, Michelle L., Lecturer of Marketing and Supply Chain Management, annualized rate of \$65,971 for 9 months (\$7,330.11 per month), additional stipend of \$3,250 for increased teaching duties in the Division of Marketing and Supply Chain Management, January 1, 2011 through



May 15, 2011.

Jenkins-Smith, Hank C., Professor of Political Science, salary changed from annualized rate of \$173,400 for 9 months (\$19,266.67 per month) to annualized rate of \$200,000 for 9 months (\$22,222.22 per month), December 1, 2010. Retention increase.

Silva, Carol L., Associate Professor of Political Science, given additional title Director of Center for Risk and Crisis Management, salary changed from annualized rate of \$76,500 for 9 months (\$8,500.00 per month) to annualized rate of \$100,000 for 9 months (\$11,111.11 per month), December 1, 2010. Retention increase.

Smothermon, Connie S., Assistant Professor of Law and Director of Competitions, given additional title Assistant Director of Legal Writing and Research, salary remains at annualized rate of \$73,000 for 9 months (\$8,111.11 per month), October 1, 2010. Correction to October 2010 agenda.

Strothman, Amalia E., Assistant Professor of Bibliography and Social and Behavioral Sciences Reference Librarian, annualized rate of \$44,170 for 12 months (\$3,680.86 per month), additional stipend of \$2,000 for serving as Acting Head of Reference and Outreach Services, University Libraries, January 1, 2011 through June 30, 2011.

#### RESIGNATION(S)/TERMINATION(S):

Gao, Jidong, Senior Research Scientist, Center for Analysis and Prediction of Storms, November 6, 2010.

#### RETIREMENT(S):

Gransberg, Douglas D., Professor of Construction Science, Sam K. Viersen Jr. Presidential Professor, and Harold W. Conner Professor of Construction Science, January 1, 2011. Named Professor Emeritus of Construction Science.

Hobbs, John A., Instructor of Marketing and Supply Chain Management, and Coordinator of Applied Business Programs, June 1, 2011.

Morrison, Michael A., David Ross Boyd Professor and Professor of Physics and Astronomy and General Education, and President's Associates Presidential Professor, January 1, 2011. Named David Ross Boyd Professor Emeritus of Physics and Astronomy and General Education.

Rich, Melanie D., Instructor of Classics and Letters, November 10, 2010.

President Boren recommended the Board of Regents approve the academic personnel actions shown above.

Regent Bell moved approval of the recommendation. The following voted yes on the motion: Regents Wade, Bell, Rainbolt-Forbes, Dunning, Clark, Stuart and Weitzenhoffer. The Chair declared the motion unanimously approved.

### **ADMINISTRATIVE AND PROFESSIONAL PERSONNEL ACTIONS – NC & HSC**

#### Health Sciences Center:

#### NEW APPOINTMENT(S):

Dean, Craig Wesley Kelly, Data Management Analyst III, CMT Medical Informatics, College of Medicine- Tulsa, annualized rate of \$105,000 for 12 months (\$8,750.00 per month), October 18, 2010. Professional Nonfaculty.

D'Aura, Dianna, Pharmacist Poison Information Specialist I, Oklahoma Poison Control Center, College of Pharmacy, annualized rate of \$91,000 for 12 months (\$7,583.33 per month), November 29, 2010. Professional Nonfaculty.

Schmitz, Ashley Anne, Nurse Practitioner, Department of Pediatrics, College of Medicine, annualized rate of \$68,000 for 12 months (\$5,666.67 per month), October 25, 2010. Professional Nonfaculty.

#### CHANGE(S):

Antipov, Vlad V., IT Architect, Information Technology, Provost, salary changed from an annualized rate of \$83,200 for 12 months (\$6,933.32 per month), to an annualized rate of \$90,000 for 12 months (\$7,500.00 per month), November 1, 2010. Professional Nonfaculty. Market adjustment.

Beavers, Bryan H., IT Departmental Business Administrator, Information Technology, Provost, salary changed from an annualized rate of \$89,610 for 12 months (\$7,467.50 per month), to an annualized rate of \$105,000 for 12 months (\$8,750.00 per month), November 1, 2010. Professional Nonfaculty. Market adjustment.

Beckmann, Gary M., Senior IT Analyst, Information Technology, Provost, salary changed from an annualized rate of \$57,242 for 12 months (\$4,770.16 per month), to an annualized rate of \$77,000 for 12 months (\$6,416.67 per month), November 1, 2010. Professional Nonfaculty. Market adjustment.

Borra, Nirmala, title changed from IT Analyst II, Information Technology, Provost, to Senior IT Analyst, Information Technology, Provost, salary changed from an annualized rate of \$56,000 for 12 months (\$4,666.67 per month), to an annualized rate of \$77,000 for 12 months (\$6,416.67 per month), November 1, 2010. Professional Nonfaculty. Promotion.

Box III, Harold E., title changed from Senior HR Advisor, Human Resources, Administration & Finance, to Assistant Director of Human Resources, Human Resources, Administration & Finance, salary changed from an annualized rate of \$67,500 for 12 months (\$5,625.00 per month), to an annualized rate of \$77,500 for 12 months (\$6,458.34 per month), October 1, 2010. Administrative Staff. Promotion.

Brewster, Barbara, Senior IT Analyst, Information Technology, Provost, salary changed from an annualized rate of \$61,007 for 12 months (\$5,083.92 per month), to an annualized rate of \$75,000 for 12 months (\$6,250.00 per month), November 1, 2010. Professional Nonfaculty. Market adjustment.

Bryant, Richard M., title changed from Assistant Professor, CMT Pediatrics, College of Medicine-Tulsa, to GME Compliance and Finance Officer, CMT Office of the Dean, College of Medicine-Tulsa, salary changed from an annualized rate of \$100,000 for 12 months (\$8,333.33 per month), to an annualized rate of \$104,000 for 12 months (\$8,666.67 per month), November 1, 2010. Managerial Staff. Changing from Faculty to Staff.

Butler, Elizabeth Marie, title changed from Staff Pharmacist, Pharmaceutical Care, College of Pharmacy, to Pharmacist Manager, Pharmaceutical Care, College of Pharmacy, salary changed from an annualized rate of \$94,588 for 12 months (\$7,882.33 per month), to an annualized rate of \$107,000 for 12 months (\$8,916.67 per month), November 1, 2010. Managerial Staff. Promotion.

Clark, Matthew Crawford, Medical Informatics Project Manager, CMT Medical Informatics, College of Medicine-Tulsa, salary changed from an annualized rate of \$67,500 for 12 months (\$5,625.00 per month), to an annualized rate of \$72,500 for 12 months (\$6,041.67 per month), October 1, 2010. Managerial Staff. Equity adjustment.

DeWitt, David Scott, IT Architect, Information Technology, Provost, salary changed from an annualized rate of \$87,156 for 12 months (\$7,263.03 per month), to an annualized rate of \$90,000 for 12 months (\$7,500.00 per month), November 1, 2010. Professional Nonfaculty. Market adjustment.

Ferris, Lonnie, Senior IT Analyst, Information Technology, Provost, salary changed from an annualized rate of \$60,000 for 12 months (\$5,000.00 per month), to an annualized rate of \$75,000 for 12 months (\$6,250.00 per month), November 1, 2010. Professional Nonfaculty. Market adjustment.

Gibson, Nathan, title changed from Senior IT Analyst, Information Technology, Provost, to IT Architect, Information Technology, Provost, salary changed from an annualized rate of \$75,000 for 12 months (\$6,250.00 per month), to an annualized rate of \$85,000 for 12 months (\$7,083.33 per month), November 1, 2010. Professional Nonfaculty. Promotion.

Halley, William Travis, Senior IT Analyst, Information Technology, Provost, salary changed from an annualized rate of \$60,684 for 12 months (\$5,057.01 per month), to an annualized rate of \$77,000 for 12 months (\$6,416.67 per month), November 1, 2010. Professional Nonfaculty. Market adjustment.

Hodges, Christopher, Senior IT Analyst, Information Technology, Provost, salary changed from an annualized rate of \$61,133 for 12 months (\$5,094.43 per month), to an annualized rate of \$74,000 for 12 months (\$6,166.67 per month), October 1, 2010. Professional Nonfaculty. Market adjustment.

Johnson, Rhonda, Staff Pharmacist, OU Clinic Pharmacy, College of Pharmacy-Tulsa, salary changed from an annualized rate of \$46,800 for 12 months (\$3,900.00 per month), to an annualized rate of \$70,200 for 12 months (\$5,850.00 per month), .75 FTE, October 1, 2010. Professional Nonfaculty. FTE changed from .50 to .75.

Johnson, Timothy, IT Architect, Information Technology, Provost, salary changed from an annualized rate of \$66,000 for 12 months (\$5,500.00 per month), to an annualized rate of \$75,000 for 12 months (\$6,250.00 per month), November 1, 2010. Professional Nonfaculty. Market adjustment.

Kierl-Allen, Therese, HR Advisor, Human Resources, Administration & Finance, salary changed from an annualized rate of \$59,660 for 12 months (\$4,971.67 per month), to an annualized rate of \$61,200 for 12 months (\$5,100.00 per month), October 1, 2010. Professional Nonfaculty. Equity adjustment.

Ledford, Yvonne, Senior IT Analyst, Information Technology, Provost, salary changed from an annualized rate of \$67,523 for 12 months (\$5,626.93 per month), to an annualized rate of \$77,000 for 12 months (\$6,416.67 per month), November 1, 2010. Professional Nonfaculty. Market adjustment.

Li, Li, IT Architect, Information Technology, Provost, salary changed from an annualized rate of \$81,510 for 12 months (\$6,792.49 per month), to an annualized rate of \$88,000 for 12 months (\$7,333.33 per month), November 1, 2010. Professional Nonfaculty. Market adjustment.

Malone, Matthew D., title changed from IT Analyst I, Information Technology, Provost, to IT Analyst II, Information Technology, Provost, salary changed from an annualized rate of \$51,500 for 12 months (\$4,291.67 per month), to an annualized rate of \$63,000 for 12 months (\$5,200.00

per month), November 1, 2010. Professional Nonfaculty. Promotion.

Miller, Anthony Duane, IT Analyst II, Information Technology, Provost, salary changed from an annualized rate of \$50,008 for 12 months (\$4,167.33 per month), to an annualized rate of \$62,500 for 12 months (\$5,208.33 per month), November 1, 2010. Professional Nonfaculty. Market adjustment.

Miller, Michael Chad, IT Architect, Information Technology, Provost, salary changed from an annualized rate of \$82,992 for 12 months (\$6,916 per month), to an annualized rate of \$90,000 for 12 months (\$7,500.00 per month), November 1, 2010. Professional Nonfaculty. Market adjustment.

Ogilvie, Martha K., title changed from Director of Administration Harold Hamm Oklahoma Diabetes Center, Oklahoma Diabetes Center, College of Medicine, to Assistant Vice President for Research, Research Administration, salary changed from an annualized rate of \$114,400 for 12 months (\$9,533.33 per month), to an annualized rate of \$125,000 for 12 months (\$10,416.67 per month), November 8, 2010. Administrative Officer. Promotion.

Peek, Carolyn A., title changed from Pharmacist Manager, Pharmaceutical Care, College of Pharmacy, to Staff Pharmacist, Department of Pediatrics, College of Medicine, November 1, 2010. Professional Nonfaculty. Title change.

Price, Laurie A., title changed from Assistant Dean for Finance, Office of the Dean, College of Nursing, to Associate Dean for Administration & Finance, Office of the Dean, College of Nursing, salary changed from an annualized rate of \$80,000 for 12 months (\$6,666.67 per month), to an annualized rate of \$110,000 for 12 months (\$9,166.67 per month), November 1, 2010. Professional Nonfaculty. Promotion.

Qui, Junsong, title changed from IT Analyst II, Information Technology, Provost, to Senior IT Analyst, Information Technology, Provost, salary changed from an annualized rate of \$65,000 for 12 months (\$5,416.67 per month), to an annualized rate of \$77,000 for 12 months (\$6,416.67 per month), November 1, 2010. Professional Nonfaculty. Promotion.

Reed, Kenneth J., IT Architect, Information Technology, Provost, salary changed from an annualized rate of \$80,471 for 12 months (\$6,705.92 per month), to an annualized rate of \$84,000 for 12 months (\$7,000.00 per month), November 1, 2010. Professional Nonfaculty. Market adjustment.

Rinaldi, Ronald K., title changed from Business Analyst, Oklahoma Poison Control Center, College of Pharmacy, to Business Manager College of Pharmacy, Pharmacy Business Office, College of Pharmacy, salary changed from an annualized rate of \$69,000 for 12 months (\$5,750.00 per month), to an annualized rate of \$81,000 for 12 months (\$6,750.00 per month), November 8, 2010. Managerial Staff. Promotion.

Root, Jeremy D., title changed from Case Management Coordinator, Research Center Tulsa, College of Medicine-Tulsa, to Sponsored Program Coordinator, Research Center Tulsa, College of Medicine-Tulsa, salary changed from an annualized rate of \$55,000 for 12 months (\$4,583.33 per month), to an annualized rate of \$68,000 for 12 months (\$5,666.67 per month), September 1, 2010. Managerial Staff. Promotion.

Smith, Bryan, title changed from Senior IT Analyst, Information Technology, Provost, to IT Architect, Information Technology, Provost, salary changed from an annualized rate of \$75,000 for 12 months (\$6,250.00 per month), to an annualized rate of \$85,000 for 12 months (\$7,083.33 per month), November 1, 2010. Professional Nonfaculty. Promotion.

Stewart, Christy Lyn, Nurse Practitioner, CMT Pediatric Clinic, College of Medicine-Tulsa, salary changed from an annualized rate of \$80,000 for 12 months (\$6,666.67 per month), to an annualized rate of \$81,830 for 12 months (\$6,819.17 per month), November 1, 2010. Professional Nonfaculty. Equity adjustment.

Stricklin, John David, Senior IT Analyst, Information Technology, Provost, salary changed from an annualized rate of \$70,486 for 12 months (\$5,873.85 per month), to an annualized rate of \$76,000 for 12 months (\$6,333.33 per month), November 1, 2010. Professional Nonfaculty. Market adjustment.

Thi, Preston Hai, title changed from IT Analyst II, Information Technology, Provost, to Senior IT Analyst, Information Technology, Provost, salary changed from an annualized rate of \$58,000 for 12 months (\$4,833.34 per month), to an annualized rate of \$70,000 for 12 months (\$5,833.33 per month), October 1, 2010. Professional Nonfaculty. Promotion.

Ware, Joey, title changed from IT Analyst II, Information Technology, Provost, to Senior IT Analyst, Information Technology, Provost, salary changed from an annualized rate of \$55,012 for 12 months (\$4,584.34 per month), to an annualized rate of \$70,000 for 12 months (\$5,833.33 per month), November 1, 2010. Professional Nonfaculty. Promotion.

#### RESIGNATION(S)/TERMINATION(S):

Leonard, Lance A., Business Manager College of Pharmacy, Pharmacy Business Office, College of Pharmacy, November 6, 2010. Resignation-other position.

#### RETIREMENT(S):

Brose, Margaret M., IT Architect, IT Shared Services, Provost, January 1, 2011.

#### Norman Campus:

#### LEAVE(S) OF ABSENCE:

Ashmore, Steven S., Staff Attorney, Legal Counsel, Military Leave of Absence with pay, October 1, 2010. Professional Staff.

Trim, Dick, Scientist/Researcher II, Compliance, Administrative Leave of Absence with pay, August 1, 2010. Personal Leave of Absence with pay, November 1, 2010. Professional Staff.

White, James D., Administrator II, Information Technology, Family Medical Leave of Absence with Pay, November 3, 2010, Administrative Staff.

#### NEW APPOINTMENT(S):

Gilman, Cassandra N., Development Associate III, Development Office, annualized rate of \$95,000 for 12 months (\$7,916.67 per month), November 22, 2010. Managerial Staff.

Siripurapu, Swetha, Information Technology Analyst II, Information Technology, annualized rate of \$70,000 for 12 months (\$5,833.33 per month), November 1, 2010. Managerial Staff.

#### CHANGE(S):

Cannon, Rhonda J., Associate Dean of Libraries for Finance, Administration and Human Resources [Associate Dean, Academic Affairs IV], University Libraries, salary changed from annualized rate of \$77,030 for 12 months (\$6,419.20 per month) to annualized rate of \$86,030

for 12 months (\$7,169.17 per month), January 1, 2011. Administrative Staff. Additional responsibilities.

Hamm, Elaine E., Director, Intellectual Property Management Office, adding Norman and Tulsa Campuses to title [Administrator III], Technology Transfer, salary changed from annualized rate of \$80,000 for 12 months (\$6,666.67 per month) to annualized rate of \$95,000 for 12 months (\$7,916.67 per month), January 1, 2011. Administrative Staff. Title change and additional responsibilities.

Mohamad Said, Nazir Ahamad, title changed from Research Associate to Information Technology Analyst I, Cooperative Institute for Mesoscale Meteorological Studies, salary remains at annualized rate of \$63,357 for 12 months (\$5,279.75 per month), October 1, 2010. Managerial Staff. Correction to October 2010 agenda.

Mulder, Nancy G., Financial Associate I, Student Affairs Administration Office, salary changed from annualized rate of \$59,514 for 12 months (\$4,959.50 per month) to annualized rate of \$62,514 for 12 months (\$5,209.50 per month), October 1, 2010. Managerial Staff. Additional responsibilities.

Stanford, Allison P., Information Technology Specialist II, Prospective Student Services, salary changed from annualized rate of \$59,000 for 12 months (\$4,916.67 per month) to annualized rate of \$65,000 for 12 months (\$5,416.67 per month), December 1, 2010. Managerial Staff. Retention.

President Boren recommended the Board of Regents approve the administrative and professional personnel actions shown above.

Regent Dunning moved approval of the recommendation. The following voted yes on the motion: Regents Wade, Bell, Rainbolt-Forbes, Dunning, Clark, Stuart and Weitzenhoffer. The Chair declared the motion unanimously approved.

There being no further business, the meeting adjourned at 10:10 a.m.

---

Chris A. Purcell, Ph.D.  
Executive Secretary of the Board of Regents

OKLAHOMA STATE REGENTS FOR HIGHER EDUCATION  
 Institution: Cameron University  
 ACADEMIC CALENDAR FOR 2011-2012

Summer Session (2011):

Semester begins (first day of classes)	<u>June 2, 2011</u>
Please list dates of all holidays and breaks	
INDEPENDENCE DAY	<u>July 4, 2011</u>
Semester ends (including final exams)	<u>July 28, 2011</u>
Commencement date (graduation ceremony)	<u>May 4, 2012</u>

Fall Semester (Fall 2011):

Semester begins (first day of classes)	<u>August 19, 2011</u>
Please list dates of all holidays and breaks	
LABOR DAY	<u>September 5, 2011</u>
FALL BREAK	<u>October 20-23, 2011</u>
THANKSGIVING	<u>November 23-27, 2011</u>
Semester ends (including final exams)	<u>December 17, 2011</u>
Commencement date (graduation ceremony)	<u>May 4, 2012</u>

Second Semester (Spring 2012):

Semester begins (first day of classes)	<u>January 6, 2012</u>
Please list dates of all holidays and breaks	
MARTIN LUTHER KING	<u>January 16, 2012</u>
SPRING BREAK	<u>March 19-25, 2012</u>
Semester ends (including final exams)	<u>May 4, 2012</u>
Commencement date (graduation ceremony)	<u>May 4, 2012</u>

Intersessions (classes that meet between regularly scheduled semesters or that meet between spring semester and summer session or between summer session and fall semester):

	Summer 2011	Fall 2011	Spring 2012
Intersession begins	<u>July 29, 2011</u>	<u>December 18, 2011</u>	<u>May 7, 2012</u>
Intersession ends (including final exams)	<u>August 11, 2011</u>	<u>January 5, 2012</u>	<u>May 25, 2012</u>

Alternative Schedules (please describe any alternative schedules)

- A. An 8-week session within the Fall and Spring semesters.
- B. A 12-week session within the Fall and Spring semesters.
- C. Four-week sessions within the Summer session.
- D. Friday-Saturday courses.
- E. Weekend courses.
- F. Three- and four-weekend format courses in some disciplines.
- G. Three-week format courses in some disciplines.
- H. Eight-week and sixteen-week weekend courses in some disciplines.

## Statement of Revenues and Expenditures - Education &amp; General, Part I - Unrestricted

For the Period Ended September 30, 2010 with Comparative Totals for the Period Ended September 30, 2009.

	(1)	(2)	(3)	(4)	(5)	(6)
	Original Annual Budget	Current Revised Annual Budget	Current Y-T-D Actual	Previous Y-T-D Actual	Percent of Current Budget	Percent of Previous Yr. Current Budget
<b>Revenues:</b>						
State Appropriations	21,133,212	21,133,212	5,964,516	5,395,807	28.2%	24.4%
ARRA Funds	1,526,641	1,526,641	887,117	0	58.1%	0.0%
Tuition & Fees	16,802,155	16,802,155	7,807,774	6,225,995	46.5%	43.4%
Grants, Contracts, & Reimbursements	773,046	773,046	268,301	519,642	34.7%	69.6%
Endowment Income	535,400	535,400	0	0	0.0%	0.0%
Other Sources	242,750	242,750	75,721	77,526	31.2%	44.6%
<b>Total Revenues</b>	<b>41,013,204</b>	<b>41,013,204</b>	<b>15,003,429</b>	<b>12,218,970</b>	<b>36.6%</b>	<b>30.8%</b>
Budgeted Reserve	1,097,016	1,097,016				
<b>Budgeted Resources</b>	<b>42,110,220</b>	<b>42,110,220</b>				
<b>Expenditures by Function:</b>						
Instruction	23,737,134	23,737,134	4,282,221	4,086,249	18.0%	18.0%
Research	105,522	105,522	15,868	15,860	15.0%	15.2%
Public Service	380,489	380,489	88,770	87,784	23.3%	23.4%
Academic Support	2,532,927	2,532,927	585,329	305,011	23.1%	14.3%
Student Services	4,238,369	4,238,369	941,607	956,579	22.2%	22.8%
Institutional Support	4,553,175	4,553,175	1,076,440	1,186,966	23.6%	27.3%
Operation & Maint of Plant	6,302,604	6,302,604	1,485,133	1,428,151	23.6%	21.7%
Scholarships & Fellowships	260,000	260,000	3,035	0	1.2%	0.0%
<b>Total Expenditures</b>	<b>42,110,220</b>	<b>42,110,220</b>	<b>8,478,403</b>	<b>8,066,600</b>	<b>20.1%</b>	<b>19.8%</b>
Current Revenues Over/(Under) Expenditures	0	0	6,525,026	4,152,370		
<b>Expenditures by Organizational Area:</b>						
<b>Academic Affairs:</b>						
School of Business	2,289,952	2,289,952	475,048	468,391	20.7%	19.6%
School of Education & Behavioral Sciences	3,656,022	3,656,022	610,715	600,153	16.7%	16.9%
School of Liberal Arts	6,495,681	6,495,681	1,229,886	1,196,250	18.9%	19.2%
School of Science & Technology	5,641,188	5,641,188	1,002,535	987,920	17.8%	18.9%
Other Instructional Expense	5,654,291	5,654,291	964,037	833,535	17.0%	15.7%
Research	105,522	105,522	15,868	15,860	15.0%	15.2%
Broadcast & Media Svcs	380,489	380,489	88,770	87,784	23.3%	23.4%
Libraries	1,540,453	1,540,453	459,241	237,679	29.8%	15.7%
Academic Support	916,687	916,687	116,933	53,683	12.8%	9.9%
Anciliary Support	75,787	75,787	9,155	13,649	12.1%	18.1%
Athletics	941,342	941,342	210,134	208,726	22.3%	22.9%
Admissions/Records	1,375,085	1,375,085	283,661	284,458	20.6%	20.1%
Student Services	1,921,942	1,921,942	447,812	463,395	23.3%	24.6%
Fiscal Operations	878,789	878,789	198,637	249,142	22.6%	25.7%
Executive Management	1,662,255	1,662,255	437,712	618,889	26.3%	40.5%
Development	864,946	864,946	191,961	174,489	22.2%	19.2%
Scholarships & Fellowships	260,000	260,000	3,035	0	1.2%	0.0%
General University	7,449,789	7,449,789	1,733,263	1,572,597	23.3%	20.9%
<b>Total Expenditures/Area</b>	<b>42,110,220</b>	<b>42,110,220</b>	<b>8,478,403</b>	<b>8,066,600</b>	<b>20.1%</b>	<b>19.8%</b>



## Statement of Revenues and Expenditures - Education &amp; General, Part II - Restricted

For the Period Ended September 30, 2010 with Comparative Totals for the Period Ended September 30, 2009.

	(1)	(2)	(3)	(4)	(5)	(6)
	Original Annual Budget	Current Revised Annual Budget	Current Y-T-D Actual	Previous Y-T-D Actual	Percent of Current Budget	Percent of Previous Yr. Current Budget
<b>Revenues:</b>						
Federal Grants & Contracts	12,054,544	12,054,544	5,085,395	4,788,192	42.2%	67.1%
State & Local Grants & Contracts	2,879,366	2,879,366	377,234	404,750	13.1%	22.8%
Private Grants & Contracts	1,075,558	1,075,558	354,583	533,625	33.0%	44.7%
<b>Total Revenues</b>	<b>16,009,468</b>	<b>16,009,468</b>	<b>5,817,212</b>	<b>5,726,567</b>	<b>36.3%</b>	<b>56.7%</b>
<b>Expenditures by Function:</b>						
Instruction	297,571	297,571	88,458	77,636	29.7%	33.5%
Research	143,366	143,366	14,534	36,313	10.1%	34.2%
Public Service	526,848	526,848	115,253	177,089	21.9%	25.0%
Academic Support	16,284	16,284	1,499	5,792	9.2%	28.7%
Student Support	968,165	968,165	195,546	223,756	20.2%	22.4%
Institutional Support	2,432,231	2,432,231	1,590	7,384	0.1%	0.3%
Scholarships	11,625,003	11,625,003	6,198,532	5,824,766	53.3%	98.2%
<b>Total Expenditures by Function</b>	<b>16,009,468</b>	<b>16,009,468</b>	<b>6,615,411</b>	<b>6,352,736</b>	<b>41.3%</b>	<b>62.9%</b>
<b>Current Revenues Over/(Under)</b>						
Expenditures	0	0	(798,200)	(626,169)		
<b>Expenditures by Organizational Area:</b>						
Student Support	476,524	476,524	95,927	115,243	20.1%	23.2%
Upward Bound	378,484	378,484	71,092	122,997	18.8%	29.2%
Talent Search	428,670	428,670	88,821	90,401	20.7%	21.4%
AHEC Grant	119,619	119,619	43,774	48,976	36.6%	19.7%
N A S A - OU	23,964	23,964	4,700	1,137	19.6%	14.0%
OUHSC	2,200	2,200	2,089	34,616	95.0%	93.0%
NSF - Kamali	11,622	11,622	11,622	0	100.0%	0.0%
Comanche Nation Tribal College	46,252	46,252	0	11,521	0.0%	46.1%
OK-LSAMP (Louis Stokes)	39,011	39,011	8,800	9,600	22.6%	20.5%
MIRP - Tilak	129,657	129,657	5,200	0	4.0%	0.0%
ROA Oxidative - Tan	7,939	7,939	6,912	0	87.1%	0.0%
ASSECT - Kamali	20,349	20,349	11,918	0	58.6%	0.0%
SWOSU-EDA	0	0	0	323	0.0%	6.5%
Oklahoma Humanities	5,000	5,000	54	1,612	0.0%	97.1%
Summer Science Academy	14,233	14,233	3,549	7,095	24.9%	99.6%
ReachHigher Assessment	9,907	9,907	0	0	0.0%	0.0%
Western OK State College	92,152	92,152	234	42	0.3%	0.1%
No Child Left Behind Title II	9,078	9,078	2,358	0	26.0%	0.0%
Dev Interdis Proj-K.Oty	3,129	3,129	0	0	0.0%	0.0%
U S Fish & Wildlife	5,002	5,002	0	0	0.0%	0.0%
FHLBank Econ. Dev.	20,175	20,175	0	0	0.0%	0.0%
Small Business	8,359	8,359	0	0	0.0%	0.0%
Simulation Training Tech	48,000	48,000	45,934	0	95.7%	0.0%
Other Grants	806	806	320	1,696	39.7%	2.5%
Federal Workstudy	178,505	178,505	16,651	44,178	9.3%	24.5%
General University	2,305,828	2,305,828	(3,074)	2,490	-0.1%	0.1%
Student Aid	11,625,003	11,625,003	6,198,532	5,860,810	53.3%	98.2%
<b>Total Expenditures by Org Area</b>	<b>16,009,468</b>	<b>16,009,468</b>	<b>6,615,411</b>	<b>6,352,736</b>	<b>41.3%</b>	<b>62.9%</b>

## Statement of Revenues and Expenditures - Auxiliary Enterprise Summary

For the Period Ended September 30, 2010 with Comparative Totals for the Period Ended September 30, 2009.

	(1)	(2)	(3)	(4)	(5)	(6)
	Original Annual Budget	Current Revised Annual Budget	Current Y-T-D Actual	Previous Y-T-D Actual	Percent of Current Budget	Percent of Previous Yr. Current Budget
<b>Revenues:</b>						
Student Activities	1,091,780	1,091,780	556,565	417,862	51.0%	41.4%
Misc Auxiliaries	1,622,780	1,622,780	645,043	448,740	39.7%	26.9%
Housing System	3,089,554	3,089,554	1,341,070	908,064	43.4%	33.2%
Facility Fee	1,407,330	1,407,330	718,173	437,092	51.0%	41.2%
Cultural and Scholastic Lecture Fee	150,525	150,525	79,337	49,205	52.7%	43.0%
<b>Total Revenues</b>	<b>7,361,969</b>	<b>7,361,969</b>	<b>3,340,188</b>	<b>2,260,963</b>	<b>45.4%</b>	<b>34.3%</b>
<b>Expenditures:</b>						
Student Activities	1,165,988	1,165,988	81,030	98,051	6.9%	10.0%
Misc Auxiliaries	1,526,280	1,526,280	168,053	1,051,108	11.0%	50.6%
Housing System	3,308,540	3,308,540	493,436	647,312	14.9%	21.3%
Facility Fee	1,230,333	1,231,333	279,130	468,357	22.7%	193.6%
Cultural and Scholastic Lecture Fee	121,250	121,250	53,462	79,791	44.1%	46.3%
<b>Total Expenditures</b>	<b>7,352,391</b>	<b>7,353,391</b>	<b>1,075,111</b>	<b>2,344,619</b>	<b>14.6%</b>	<b>36.0%</b>
Current Revenues Over/(Under) Expenditures	9,578	8,578	2,265,077	(83,656)		
Transfers In / (Out)	0	0	0	0		
Prior Year Carry Over	3,742,188	3,742,188	3,742,188	6,415,420		
<b>Fund Balance</b>	<b>3,751,766</b>	<b>3,750,766</b>	<b>6,007,265</b>	<b>6,331,764</b>		

Cameron University  
Statement of Revenues and Expenditures - Student Activities

Schedule 3.1CU

For the Period Ended September 30, 2010 with Comparative Totals for the Period Ended September 30, 2009.

	(1)	(2)	(3)	(4)	(5)	(6)
	Original Annual Budget	Current Revised Annual Budget	Current Y-T-D Actual	Previous Y-T-D Actual	Percent of Current Budget	Percent of Previous Yr. Current Budget
<b>Revenues:</b>						
Student Activity Fee	1,083,780	1,083,780	553,493	389,450	51.1%	38.8%
Ticket Sales	8,000	8,000	1,155	1,569	14.4%	22.4%
Other	0	0	1,917	26,843	0.0%	0.0%
<b>Total Revenues</b>	<b>1,091,780</b>	<b>1,091,780</b>	<b>556,565</b>	<b>417,862</b>	<b>51.0%</b>	<b>41.4%</b>
<b>Expenditures:</b>						
Collegian	35,000	35,000	0	1,068	0.0%	3.1%
Art	10,500	10,500	4,526	1,676	43.1%	16.8%
Communications	35,000	35,000	5,709	4,147	16.3%	11.8%
Music	22,900	22,900	12,050	14,600	52.6%	66.7%
Theatre	23,000	23,000	13,941	5,028	60.6%	25.1%
Cheerleaders	7,700	7,700	0	10,316	0.0%	147.4%
Pep Band	7,000	7,000	238	2,364	3.4%	33.8%
Intramurals	3,000	3,000	180	-15	6.0%	-0.6%
Biological Science	2,500	2,500	0	84	0.0%	3.4%
Physical Science	3,500	3,500	80	146	2.3%	4.6%
Agriculture	4,200	4,200	0	0	0.0%	0.0%
Student Government	12,000	12,000	1,537	4,922	12.8%	41.0%
Student Activities - Lawton	147,588	147,588	28,497	12,485	19.3%	46.2%
Student Activities - Duncan	6,000	6,000	298	121	5.0%	2.0%
SGA Organization	1,500	1,500	0	0	0.0%	0.0%
Career Services	2,500	2,500	174	528	7.0%	37.7%
Theatre Rental Fees	4,850	4,850	338	573	7.0%	13.2%
Honors Program	3,650	3,650	0	172	0.0%	4.7%
Military Science	9,000	9,000	1,330	1,418	14.8%	20.3%
SWAHEC	1,000	1,000	0	0	0.0%	0.0%
Orientation / Aggie Ambassadors	7,500	7,500	0	417	0.0%	5.6%
CU/TV	10,000	10,000	110	2,645	1.1%	26.5%
Mathematical Science	0	0	0	41	0.0%	0.0%
School of Business	250	250	0	479	0.0%	0.0%
School of Education	0	0	0	0	0.0%	0.0%
Computing & Technology	8,000	8,000	-792	193	-9.9%	2.8%
Criminal Justice & Sociology	500	500	229	0	45.8%	0.0%
English	3,000	3,000	0	0	0.0%	0.0%
Library	0	0	0	0	0.0%	0.0%
Athletics	779,350	779,350	12,585	30,283	1.6%	4.3%
Other	15,000	15,000	0	4,360	0.0%	11.3%
<b>Total Expenditures</b>	<b>1,165,988</b>	<b>1,165,988</b>	<b>81,030</b>	<b>98,051</b>	<b>6.9%</b>	<b>10.0%</b>
Current Revenues Over/(Under) Expenditures	(74,208)	(74,208)	475,535	319,811		
Prior Year Carry Over	329,379	329,379	329,379	213,542		
<b>Fund Balance</b>	<b>255,171</b>	<b>255,171</b>	<b>804,914</b>	<b>533,353</b>		

## Statement of Revenues and Expenditures - Misc Auxiliary

For the Period Ended September 30, 2010 with Comparative Totals for the Period Ended September 30, 2009.

	(1)	(2)	(3)	(4)	(5)	(6)
	Original Annual Budget	Current Revised Annual Budget	Current Y-T-D Actual	Previous Y-T-D Actual	Percent of Current Budget	Percent of Previous Yr. Current Budget
<b>Revenues:</b>						
Collegian Advertising	9,500	9,500	4,761	850	50.1%	6.2%
Camps	150,600	150,600	46,173	63,458	30.7%	45.9%
Auxiliary Operations	126,000	126,000	21,767	27,796	17.3%	15.8%
Telephone	18,000	18,000	4,568	4,448	25.4%	18.0%
KCCU Radio	380,500	380,500	47,460	137,396	12.5%	37.9%
Educational Outreach	10,000	10,000	33,289	32,220	332.9%	128.9%
Academic Initiatives	82,600	82,600	0	0	0.0%	0.0%
Library Photocopy	11,500	11,500	2,323	4,108	20.2%	39.1%
Carpool / Bus	208,200	208,200	32,265	39,088	15.5%	29.1%
Maintenance Service	43,900	43,900	35,451	18,860	80.8%	69.9%
Merchandising	4,500	4,500	203	-30	4.5%	-0.9%
Concessions	13,200	13,200	799	1,017	6.1%	11.9%
Sports Publications	8,500	8,500	0	3,311	0.0%	66.2%
Athletics	0	0	2,600	0	0.0%	0.0%
Printing Services	325,420	325,420	82,587	45,948	25.4%	14.2%
University Farm	26,500	26,500	657	0	2.5%	0.0%
Private Gifts	0	0	55,774	0	0.0%	0.0%
Investment Income	0	0	6,542	26,835	0.0%	21.6%
Bond Proceeds	0	0	141,915	0	0.0%	0.0%
Rental Income	4,860	4,860	1,051	1,215	21.6%	0.0%
Student Health Insurance	194,000	194,000	121,495	64,345	62.6%	40.2%
Other	5,000	5,000	3,363	-22,125	67.3%	-73.8%
<b>Total Revenues</b>	<b>1,622,780</b>	<b>1,622,780</b>	<b>645,043</b>	<b>448,740</b>	<b>39.7%</b>	<b>26.9%</b>
<b>Expenditures:</b>						
Collegian Advertising	9,500	9,500	8,752	2,650	92.1%	28.5%
Camps	146,925	146,925	7,926	113,663	5.4%	91.3%
Telephone	15,500	15,500	161	504	1.0%	0.5%
Auxiliary Operations	88,500	88,500	7,264	13,592	8.2%	16.2%
KCCU	380,500	380,500	53,905	119,732	14.2%	33.1%
University Farm	29,200	29,200	137	3,966	0.5%	19.8%
Educational Outreach	10,000	10,000	0	2,249	0.0%	9.0%
Academic Initiatives	54,000	54,000	12,720	0	23.6%	0.0%
Library Photocopy	13,000	13,000	538	976	4.1%	9.3%
Carpool / Bus	197,855	197,855	35,966	38,716	18.2%	20.3%
Maintenance Service	35,600	35,600	661	15,045	1.9%	40.1%
Merchandising	3,000	3,000	2,501	0	83.4%	0.0%
Concessions	19,100	19,100	529	771	2.8%	6.2%
Sports Publications	7,700	7,700	1,545	2,482	20.1%	49.6%
Athletics	0	0	3,025	0	0.0%	0.0%
Printing Services	293,450	293,450	23,071	46,695	7.9%	17.3%
Student Health Insurance	203,500	203,500	0	93,952	0.0%	57.6%
Rental Property	1,350	1,350	6,776	0	501.9%	0.0%
HEOC	6,000	6,000	0	0	0.0%	0.0%
Centennial Building Projects	10,000	10,000	0	586,370	0.0%	90.2%
Other	1,600	1,600	2,576	9,745	161.0%	111.1%
<b>Total Expenditures</b>	<b>1,526,280</b>	<b>1,526,280</b>	<b>168,053</b>	<b>1,051,108</b>	<b>11.0%</b>	<b>50.6%</b>
<b>Current Revenues Over/(Under) Expenditures</b>	<b>96,500</b>	<b>96,500</b>	<b>476,990</b>	<b>(602,368)</b>		
Transfers In / (Out)	0	0	0	0		
Prior Year Carry Over	2,144,915	2,144,915	2,144,915	4,442,026		
<b>Fund Balance</b>	<b>2,241,415</b>	<b>2,241,415</b>	<b>2,621,905</b>	<b>3,839,658</b>		

## Statement of Revenues and Expenditures - Housing System

For the Period Ended September 30, 2010 with Comparative Totals for the Period Ended September 30, 2009.

	(1)	(2)	(3)	(4)	(5)	(6)
	Original Annual Budget	Current Revised Annual Budget	Current Y-T-D Actual	Previous Y-T-D Actual	Percent of Current Budget	Percent of Previous Yr. Current Budget
<b>Revenues:</b>						
Cafeteria	948,150	948,150	435,226	262,603	45.9%	37.1%
Vending	42,750	42,750	18,257	10,381	42.7%	17.9%
Bookstore	245,000	245,000	97,201	123,103	39.7%	47.1%
Shepler Center	505,139	505,139	259,601	168,534	51.4%	45.8%
Cameron Village	1,143,411	1,143,411	484,562	300,429	42.4%	26.3%
Other Housing	205,104	205,104	46,223	43,014	22.5%	21.2%
<b>Total Revenues</b>	<b>3,089,554</b>	<b>3,089,554</b>	<b>1,341,070</b>	<b>908,064</b>	<b>43.4%</b>	<b>33.2%</b>
<b>Expenditures:</b>						
Cafeteria	1,104,050	1,104,050	70,146	237,255	6.4%	32.3%
Vending	29,500	29,500	1,107	10,554	3.8%	46.5%
Bookstore	52,500	52,500	17,910	3,336	34.1%	11.8%
Shepler Center	850,350	850,350	229,567	206,955	27.0%	23.8%
Cameron Village	1,090,745	1,090,745	117,555	144,657	10.8%	12.6%
Other Housing	181,395	181,395	57,151	44,555	31.5%	19.4%
<b>Total Expenditures</b>	<b>3,308,540</b>	<b>3,308,540</b>	<b>493,436</b>	<b>647,312</b>	<b>14.9%</b>	<b>21.3%</b>
<b>Current Revenues Over/(Under)</b>						
Expenditures	(218,986)	(218,986)	847,634	260,752		
Transfers In / (Out)	0	0	0	0		
Prior Year Carry Over	285,238	285,238	285,238	386,464		
<b>Fund Balance</b>	<b>66,252</b>	<b>66,252</b>	<b>1,132,872</b>	<b>647,216</b>		

## Statement of Revenues and Expenditures - Facility Fee

For the Period Ended September 30, 2010 with Comparative Totals for the Period Ended September 30, 2009.

	(1)	(2)	(3)	(4)	(5)	FY	(6)
	Original Annual Budget	Current Revised Annual Budget	Current Y-T-D Actual	Previous Y-T-D Actual	Percent of Current Budget		Percent of Previous Yr. Current Budget
<b>Revenues:</b>							
Facility Fee	1,384,830	1,384,830	706,895	432,614	51.0%		40.8%
Other	22,500	22,500	11,278	4,478	50.1%		194.7%
<b>Total Revenues</b>	<b>1,407,330</b>	<b>1,407,330</b>	<b>718,173</b>	<b>437,092</b>	<b>51.0%</b>		<b>41.2%</b>
<b>Expenditures:</b>							
Fitness Center	263,170	263,170	70,073	90,628	26.6%		41.8%
Fitness Center Repair/Maint	16,500	16,500	8,282	1,216	50.2%		4.9%
Shepler Renovation	325,000	325,000	6,302	220,911	1.9%		0.0%
MCC Operations	525,663	526,663	35,207	0	6.7%		0.0%
McMahon Centennial Complex	100,000	100,000	159,266	155,602	159.3%		0.0%
<b>Total Expenditures</b>	<b>1,230,333</b>	<b>1,231,333</b>	<b>279,130</b>	<b>468,357</b>	<b>22.7%</b>		<b>193.6%</b>
Current Revenues Over/(Under)							
Expenditures	176,997	175,997	439,043	(31,265)			
Transfers In / (Out)	0	0	0	0			
Prior Year Carry Over	965,898	965,898	965,898	1,377,170			
<b>Fund Balance</b>	<b>1,142,895</b>	<b>1,141,895</b>	<b>1,404,941</b>	<b>1,345,905</b>			

## Statement of Revenues and Expenditures - Cultural and Scholastic Lecture

For the Period Ended September 30, 2010 with Comparative Totals for the Period Ended September 30, 2009.

	(1)	(2)	(3)	(4)	(5)	(6)
	Original Annual Budget	Current Revised Annual Budget	Current Y-T-D Actual	Previous Y-T-D Actual	Percent of Current Budget	Percent of Previous Yr. Current Budget
<b>Revenues:</b>						
Cultural and Lecture Fee	150,525	150,525	76,816	42,619	51.0%	40.2%
Other	0	0	2,521	6,586	0.0%	77.5%
<b>Total Revenues</b>	<b>150,525</b>	<b>150,525</b>	<b>79,337</b>	<b>49,205</b>	<b>52.7%</b>	<b>43.0%</b>
<b>Expenditures:</b>						
PAC	50,000	50,000	25,177	13,197	50.4%	26.4%
Plus Program	6,250	6,250	2,503	1,451	40.0%	0.0%
Cultural and Scholastic Lecture	20,000	20,000	999	3,390	5.0%	17.0%
Festival Year	20,000	20,000	0	3,162	0.0%	4.7%
Concerts and Lectures	25,000	25,000	9,511	2,004	38.0%	5.7%
Public Policy Forum	0	0	4	0	0.0%	0.0%
Fall Concert Series	0	0	15,268	56,587	0.0%	0.0%
<b>Total Expenditures</b>	<b>121,250</b>	<b>121,250</b>	<b>53,462</b>	<b>79,791</b>	<b>44.1%</b>	<b>46.3%</b>
Current Revenues Over/(Under)						
Expenditures	29,275	29,275	25,875	(30,586)		
Prior Year Carry Over	16,758	16,758	16,758	(3,782)		
<b>Fund Balance</b>	<b>46,033</b>	<b>46,033</b>	<b>42,633</b>	<b>(34,368)</b>		

Cameron University  
 Summary of Reserves  
 For the Period Ending September 30, 2010

Schedule 4CU

---

DISCRETIONARY RESERVES

<u>Type/Source of Reserve</u>		
<i>Education &amp; General Part I</i>		7,453,687
<i>Education &amp; General Part II</i>		
Excess Indirect Cost		958,095
<i>Auxiliary Enterprises</i>		
Student Activities	804,914	
Less Working Capital	<u>783,273</u>	21,641
Miscellaneous Auxiliary	2,621,905	
Less Working Capital	<u>1,899,891</u>	722,014
Facility Fee	1,404,941	
Less Working Capital & Other Commitments	<u>266,765</u>	1,138,176
<i>Plant Funds Balances</i>		
Section 13/New College		1,735,116
Section 13 Offset		273,779
Total Discretionary Reserves and Plant Funds Balances		<u><u>12,302,508</u></u>



OKLAHOMA STATE REGENTS FOR HIGHER EDUCATION

Institution: Rogers State University  
ACADEMIC CALENDAR FOR 2011-2012

Summer Session (2011):

Semester begins (first day of classes)	<u>June 1, 2011</u>
Please list dates of all holidays and breaks	
INDEPENDENCE DAY (OBSERVED)	<u>July 4, 2011</u>
Semester ends (including final exams)	<u>July 27, 2011</u>
Commencement date	

Fall Semester (Fall 2011):

Semester begins (first day of classes)	<u>August 11, 2011</u>
Please list dates of all holidays and breaks	
LABOR DAY	<u>September 5, 2011</u>
FALL BREAK	<u>October 20 - 21, 2011</u>
THANKSGIVING	<u>November 23-25, 2011</u>
Semester ends (including final exams)	<u>December 9, 2011</u>
Commencement date	

Second Semester (Spring 2012):

Semester begins (first day of classes)	<u>January 9, 2012</u>
Please list dates of all holidays and breaks	
SPRING BREAK	<u>March 19 - 23, 2012</u>
Semester ends (including final exams)	<u>May 4, 2012</u>
Commencement date (graduation ceremony)	<u>May 5, 2012</u>

Intersessions (classes that meet between regularly scheduled semesters or that meet between spring semester and summer session or between summer session and fall semester):

	Summer 2011	Spring 2012
Intersession begins	<u>May 9, 2011</u>	<u>December 12-16, 2011</u>
Intersession ends	<u>May 20, 2011</u>	<u>January 2-6, 2012</u>
(including final exams)		
Please list dates of all holidays and breaks		
MEMORIAL DAY		<u>May 28, 2012</u>

Summer (if applicable):

Final add date 8 week classes:	<u>June 3, 2011</u>
Final drop date 8 week classes:	<u>June 8, 2011</u>
First day of 1 <sup>st</sup> 4-wk classes:	<u>June 1, 2011</u>
Final add date 1 <sup>st</sup> 4-wk classes:	<u>June 2, 2011</u>
Final drop date 1 <sup>st</sup> 4-wk classes:	<u>June 3, 2011</u>
Last day of 1 <sup>st</sup> 4-wk classes:	<u>June 28, 2011</u>
First day of 2 <sup>nd</sup> 4-wk classes:	<u>June 29, 2011</u>
Final add date 2 <sup>nd</sup> 4-wk classes:	<u>June 30, 2011</u>
Final drop date 2 <sup>nd</sup> 4-wk classes:	<u>July 1, 2011</u>
Last day of 2 <sup>nd</sup> 4-wk classes:	<u>July 27, 2011</u>

Fall (if applicable):

16-wk last add date:	<u>August 17, 2011</u>
16-wk last drop date:	<u>August 24, 2011</u>

First day of 1 <sup>st</sup> 8-wk classes:	<u>August 11, 2011</u>
Final add date 1 <sup>st</sup> 8-wk classes:	<u>August 15, 2011</u>
Final drop date 1 <sup>st</sup> 8-wk classes:	<u>August 18, 2011</u>
Last day of 1 <sup>st</sup> 8-wk classes:	<u>October 6, 2011</u>

First day of 2 <sup>nd</sup> 8-wk classes:	<u>October 10, 2011</u>
Final add date 2 <sup>nd</sup> 8-wk classes:	<u>October 12, 2011</u>
Final drop date 2 <sup>nd</sup> 8-wk classes:	<u>October 17, 2011</u>
Last day of 2 <sup>nd</sup> 8-wk classes:	<u>December 9, 2011</u>

Spring (if applicable):

16-wk last add date:	<u>January 13, 2012</u>
16-wk last drop date:	<u>January 20, 2012</u>

First day of 1 <sup>st</sup> 8-wk classes:	<u>January 9, 2012</u>
Final add date 1 <sup>st</sup> 8-wk classes:	<u>January 11, 2012</u>
Final drop date 1 <sup>st</sup> 8-wk classes:	<u>January 16, 2012</u>
Last day of 1 <sup>st</sup> 8-wk classes:	<u>March 2, 2012</u>

First day of 2 <sup>nd</sup> 8-wk classes:	<u>March 5, 2012</u>
Final add date 2 <sup>nd</sup> 8-wk classes:	<u>March 7, 2012</u>
Final drop date 2 <sup>nd</sup> 8-wk classes:	<u>March 12, 2012</u>
Last day of 2 <sup>nd</sup> 8-wk classes:	<u>May 4, 2012</u>

**Rogers State University**  
**Statement of Revenues and Expenditures**  
**Education & General, Part I - Unrestricted**

**For the Period Ended September 30, 2010 With Comparative Totals for the Period Ended September 30, 2009**

**Schedule 1**

	<u>Original Budget</u>	<u>Current Revised Budget</u>	<u>Current YTD Actual</u>	<u>% of Current Revised Budget</u>	<u>Previous Revised Budget</u>	<u>Previous Y-T-D</u>	<u>% of Current Revised Budget</u>
<i>Revenues by Source:</i>							
State Appropriations	\$ 13,826,635	\$ 13,826,635	\$ 3,984,158	28.8%	\$ 14,519,664	\$ 4,458,997	30.7%
Federal Stimulus Funds	981,294	981,294	981,294	100.0%	\$ 1,128,952	\$ -	0.0%
Tuition and fees	13,843,327	13,843,327	6,976,910	50.4%	12,262,529	5,900,834	48.1%
Grants, Contracts, & Reimbursements	235,000	235,000	33,392	14.2%	582,946	33,441	5.7%
Endowment Income	79,712	79,712	-	0.0%	75,559	-	0.0%
Other sources	505,848	505,848	109,453	21.6%	-	59,780	0.0%
	<u>29,471,816</u>	<u>29,471,816</u>	<u>12,085,207</u>	<u>41.0%</u>	<u>28,569,650</u>	<u>10,453,052</u>	<u>36.6%</u>
<i>Budgeted reserves</i>	<u>3,134,251</u>	<u>3,134,251</u>			<u>2,715,122</u>		
Total Budgeted Resources	<u>\$ 32,606,067</u>	<u>\$ 32,606,067</u>	<u>\$ 12,085,207</u>		<u>\$ 31,284,772</u>	<u>\$ 10,453,052</u>	
<i>Expenditures by Function:</i>							
Instruction	\$ 14,461,882	\$ 14,461,882	\$ 2,258,233	15.6%	\$ 13,844,434	\$ 2,185,490	15.8%
Public Service	715,822	715,822	149,590	20.9%	738,508	144,586	19.6%
Academic support	2,715,333	2,715,333	601,235	22.1%	2,756,372	632,484	22.9%
Student services	3,655,381	3,655,381	714,288	19.5%	3,381,058	657,472	19.4%
Institutional support	3,405,353	3,405,353	730,547	21.5%	3,277,210	710,787	21.7%
Operation of plant	4,253,596	4,253,596	738,937	17.4%	4,301,090	807,816	18.8%
Scholarships	3,398,700	3,398,700	974,027	28.7%	2,986,100	877,486	29.4%
	<u>32,606,067</u>	<u>32,606,067</u>	<u>6,166,856</u>	<u>18.9%</u>	<u>31,284,772</u>	<u>6,016,121</u>	<u>19.2%</u>
Current Revenues Over (Under)							
Expenditures	<u>\$ -</u>	<u>-</u>	<u>\$ 5,918,351</u>		<u>\$ -</u>	<u>\$ 4,436,931</u>	
<i>Expenditures by Organizational Area:</i>							
Academic Affairs:							
Academic programs	\$ 12,000	\$ 12,000	\$ -	0.0%	\$ 16,456	\$ -	0.0%
Bartlesville campus	460,769	460,769	107,879	23.4%	446,901	43,268	9.7%
Pryor campus	153,714	153,714	35,444	23.1%	152,258	32,721	21.5%
School of Liberal Arts	5,082,111	5,082,111	754,587	14.8%	4,874,661	715,885	14.7%
School of Business & Technology	2,941,583	2,941,583	428,186	14.6%	2,695,139	421,773	15.6%
School of Math, Sci & HS	3,662,368	3,662,368	568,589	15.5%	3,600,989	547,254	15.2%
Other instructional expense	2,149,337	2,149,337	363,547	16.9%	2,058,030	424,589	20.6%
Public Service	715,822	715,822	149,590	20.9%	738,508	144,586	19.6%
Libraries	863,988	863,988	233,853	27.1%	857,324	217,907	25.4%
Other academic support	1,851,345	1,851,345	367,382	19.8%	1,899,048	414,577	21.8%
Student services	3,655,381	3,655,381	714,288	19.5%	3,381,058	657,472	19.4%
Executive management	1,382,590	1,382,590	255,048	18.4%	1,179,244	233,496	19.8%
Fiscal operations	577,484	577,484	134,604	23.3%	599,471	144,636	24.1%
General administration	552,908	552,908	125,086	22.6%	617,095	112,787	18.3%
Public relations/Development	892,371	892,371	215,809	24.2%	881,400	219,868	24.9%
Operation of plant	4,253,596	4,253,596	738,937	17.4%	4,301,090	807,816	18.8%
Scholarships	3,398,700	3,398,700	974,027	28.7%	2,986,100	877,486	29.4%
Total Expense by Area	<u>\$ 32,606,067</u>	<u>\$ 32,606,067</u>	<u>\$ 6,166,856</u>	<u>18.9%</u>	<u>\$ 31,284,772</u>	<u>\$ 6,016,121</u>	<u>19.2%</u>

**Rogers State University**  
**Statement of Revenues and Expenditures**  
**Education & General, Part II - Restricted**

**For the Period Ended September 30, 2010 With Comparative Totals for the Period Ended September 30, 2009**

**Schedule 2**

	Original FY10 Budget As Published	Current Revised Operating Budget	Current Y-T-D Actuals	% of Current Revised Budget	Previous Revised Budget	Previous Y-T-D	% of Current Revised Budget
<i>Revenues by Source:</i>							
Federal grants and contracts	\$ 2,231,397	\$ 2,132,523	\$ 553,666	26.0%	\$ 2,404,160	\$ 568,660	23.7%
State and local grants and contracts	624,674	145,170	77,196	53.2%	149,265	143,116	95.9%
Private grants and contracts	3,143,929	184,540	185,540	100.5%	70,240	70,240	100.0%
Other Income	-	8,266	8,266	100.0%	10,824	10,824	100.0%
	<u>6,000,000</u>	<u>2,470,499</u>	<u>824,668</u>	<u>33.4%</u>	<u>2,634,489</u>	<u>792,840</u>	<u>30.1%</u>
<i>Grant Revenue Collected in Prior Yrs</i>		<u>1,254,827</u>			<u>1,524,283</u>		
Total Budgeted Resources	<u>\$ 7,000,000</u>	<u>\$ 3,725,326</u>	<u>\$ 824,668</u>		<u>\$ 4,158,772</u>	<u>\$ 792,840</u>	
<i>Expenditures by Function:</i>							
Instruction	\$ 460,000	\$ 42,794	\$ 7,468	17.5%	\$ 50,000	\$ 40,776	81.6%
Public Service	2,099,093	984,288	268,010	27.2%	1,005,655	240,005	23.9%
Academic Support	511,750	188,266	151,236	80.3%	134,549	115,683	86.0%
Student Services	1,892,209	1,663,349	424,907	25.5%	2,364,945	437,445	18.5%
Institutional Support	25,000	5,195	5,195	100.0%	435,602	106,654	24.5%
Operation of Plant	1,873,250	703,251	323,684	46.0%	-	-	0.0%
Scholarships (FWS)	138,698	138,183	27,319	19.8%	168,021	28,070	16.7%
Other	-	-	-	0.0%	-	-	0.0%
	<u>7,000,000</u>	<u>3,725,326</u>	<u>1,207,819</u>	<u>32.4%</u>	<u>4,158,772</u>	<u>968,633</u>	<u>23.3%</u>
Current Revenues Over (Under) Expenditures	<u>\$ -</u>	<u>\$ -</u>	<u>\$ (383,151)</u>		<u>\$ -</u>	<u>\$ (175,793)</u>	
<i>Expenditures by Organizational Area:</i>							
INBRE Equip Grant	\$ 2,000	\$ 1,376	\$ 1,331	96.7%	\$ -	\$ -	0.0%
EPSCoR Peanut/Biofuel	10,000	7,000	5,964	0.0%	-	9	0.0%
Campus Wireless	50,000	9,233	-	0.0%	50,000	40,767	81.5%
Bartlesville Lab Grant	185	185	173	93.5%	-	-	0.0%
Norman Technology	25,000	25,000	-	0.0%	-	-	0.0%
ADC Admin Funds	3,000	1,545	-	0.0%	1,545	-	0.0%
Founders Grant	90,000	85,540	84,092	98.3%	7,527	27	0.4%
Soybean	6,700	6,700	-	0.0%	4,700	-	0.0%
University Center	112,850	112,850	-	0.0%	-	-	0.0%
Econ Development-OSRHE	1,500	1,000	500	50.0%	1,000	-	0.0%
Native American Storytelling	2,000	-	-	0.0%	-	-	0.0%
ODWC & GRDA Bat Grant	22,000	18,399	10,629	57.8%	9,541	5,556	58.2%
ADC Marketing	30,000	5,195	5,195	100.0%	34,289	13,766	40.1%
KRSC - TV	1,500,000	786,131	245,099	31.2%	910,433	218,160	24.0%
SAP B'ville	60,000	36,684	17,118	46.7%	19,338	12,852	66.5%
Carl Perkins	200,000	64,497	50,026	77.6%	106,139	102,804	96.9%
Athletic Capital	10,000	3,275	-	0.0%	4,007	163	4.1%
Student Service Center	25,000	2,000	1,913	95.7%	184,901	-	0.0%
SSC Special Approp	13,704	13,704	825	6.0%	116,852	6,210	5.3%
Biofuel Research-USDA	49,529	49,528	3,547	7.2%	49,529	1	0.0%
Economic Gardening Project	20,470	9,680	8,235	85.1%	20,470	10,790	52.7%
Pryor Construction	500,000	321,560	274,980	85.5%	260,118	38,717	14.9%
B'ville Classroom Renovation	10,000	1,073	1,073	100.0%	41,195	23,655	57.4%
B'ville General Construction	100,000	67,618	2,070	3.1%	100,000	30,516	30.5%
Baird Construction	500,000	313,000	45,561	14.6%	-	-	0.0%
Scoreboard Grant	12,750	10,000	8,085	80.9%	-	-	0.0%
Trio Donations	5,000	3,354	-	0.0%	1,635	(4)	-0.2%
Educational Opportunity Center	763,850	763,850	187,403	24.5%	848,842	170,463	20.1%
Upward Bound - Federal	411,205	411,205	99,379	24.2%	383,362	89,919	23.5%
Student Support Services - Fed.	100,741	100,741	53,004	52.6%	446,608	90,777	20.3%
Educational Talent Search	355,220	355,220	74,298	20.9%	378,738	79,917	21.1%
Student Aid (FWS)	138,698	138,183	27,319	19.8%	168,021	28,070	16.7%
PY exp activity-PY closed grants	-	-	-	0.0%	9,982	5,498	0.0%
Pending Grant Funding Requests	1,868,598	-	-	0.0%	-	-	0.0%
	<u>\$ 7,000,000</u>	<u>\$ 3,725,326</u>	<u>\$ 1,207,819</u>	<u>32.4%</u>	<u>\$ 4,158,772</u>	<u>\$ 968,633</u>	<u>23.3%</u>

Rogers State University  
Statement of Revenues and Expenditures  
Auxiliary Enterprises

For the Period Ended September 30, 2010 With Comparative Totals for the Period Ended September 30, 2009

Schedule 3

	Original Budget	Revised Budget	Current Y-T-D	% of Current Revised Budget	Previous Revised Budget	Previous Y-T-D	% of Current Revised Budget
<i>Revenues:</i>							
Student Activity Fees	\$ 1,239,373	\$ 1,227,623	\$ 472,295	38.5%	\$ 587,956	\$ 271,513	46.2%
Other Student Fees	301,324	287,324	139,955	48.7%	223,957	105,226	47.0%
Facility Fee	1,507,391	1,507,391	651,395	43.2%	1,159,951	509,185	43.9%
Housing	1,793,436	1,793,436	309,966	17.3%	1,819,804	369,568	20.3%
Miscellaneous Auxiliaries	8,325,422	7,142,963	3,498,687	49.0%	3,521,082	784,882	22.3%
Loans & Funds held for Others	10,332,000	10,310,000	3,715,442	36.0%	10,524,934	5,755,227	54.7%
Grants	8,501,054	8,301,054	2,799,239	33.7%	7,162,316	3,841,368	53.6%
Total Revenues	<u>\$ 32,000,000</u>	<u>\$ 30,569,791</u>	<u>\$ 11,586,978</u>	<u>37.9%</u>	<u>\$ 25,000,000</u>	<u>\$ 11,636,969</u>	<u>46.5%</u>
<i>Expenditures:</i>							
Student Activity Fees	\$ 1,224,461	\$ 910,304	\$ 88,917	9.8%	\$ 664,364	\$ 75,610	11.4%
Other Student Fees	610,000	564,707	314,794	55.7%	123,448	38,007	0.0%
Facility Fee	982,831	982,831	480,691	48.9%	578,331	343,841	59.5%
Housing	1,863,436	1,863,436	186,449	10.0%	1,819,804	418,816	23.0%
Miscellaneous Auxiliaries	8,482,932	6,183,266	2,644,012	42.8%	3,597,755	886,357	24.6%
Loans & Funds held for Others	10,335,286	10,314,286	3,731,675	36.2%	11,053,982	5,462,677	49.4%
Grants	8,501,054	8,301,054	2,804,947	33.8%	7,162,316	4,364,493	60.9%
Total Expenditures	<u>\$ 32,000,000</u>	<u>\$ 29,119,884</u>	<u>\$ 10,251,485</u>	<u>35.2%</u>	<u>\$ 25,000,000</u>	<u>\$ 11,589,801</u>	<u>46.4%</u>
Excess Revenues over (under) expenditures	<u>\$ -</u>	<u>\$ 1,449,907</u>	<u>\$ 1,335,493</u>			<u>\$ 47,168</u>	
Prior Year Carryforward	3,819,677	3,819,677	3,819,677			4,050,800	
Grant Receivable / Returns			3,946			523,125	
Fund Balance	<u>\$ 3,819,677</u>	<u>\$ 5,269,584</u>	<u>\$ 5,159,116</u>			<u>\$ 4,621,093</u>	

Rogers State University

Auxiliary Revenue & Expenditures - Student Activity Fees

For the Period Ended September 30, 2010 With Comparative Totals for the Period Ended September 30, 2009

Schedule 3a

DEPT #	Prior Yr Carryforward	Original Budget	Current Revised Budget	Current YTD Actual	% of Current Revised Budget	Previous Revised Budget	Previous YTD Actual	% of Current Revised Budget	
<b>Student Activity Fee Revenues:</b>									
Activity Fees	10011 / 13	102,450	\$ 1,214,753	\$ 1,214,753	\$ 460,668	37.9%	\$ 571,096	\$ 258,591	45.3%
Student Health Center	10014	6,755	8,620	8,620	7,377	85.6%	8,620	4,682	54.3%
Career Fair	10018	20	1,000	-	-	0.0%	550	550	100.0%
PLC	10019	2,029	-	-	-	0.0%	1,000	1,000	0.0%
Rodeo	22000	2,933	-	-	-	0.0%	6,690	6,690	100.0%
General Athletics	25000	4,350	10,000	4,250	4,250	0.0%	-	-	0.0%
Athletics Banquet		-	5,000	-	-	0.0%	-	-	0.0%
		<u>118,536</u>	<u>\$ 1,239,373</u>	<u>\$ 1,227,623</u>	<u>\$ 472,295</u>	<u>38.5%</u>	<u>\$ 587,956</u>	<u>\$ 271,513</u>	<u>46.2%</u>
<b>Student Activity Fee Expenditures:</b>									
Claremore Student Activities	10011 / 12		\$ 475,000	\$ 192,358	\$ 32,312	16.8%	\$ 164,421	\$ 28,009	17.0%
Student Government	10013		30,000	30,000	876	2.9%	23,000	385	1.7%
Student Health Center	10014		69,050	69,050	22,518	32.6%	69,050	19,840	28.7%
Student Activities-Theater	10015		5,000	5,000	275	5.5%	3,500	200	5.7%
Cheerleading	10017		21,208	21,208	12,848	60.6%	21,235	6,774	31.9%
Career Fair	10018		1,000	-	-	0.0%	915	-	0.0%
Pres Leadership Class	10019		16,396	16,396	10,855	66.2%	16,396	684	4.2%
Bartlesville Student Activities	10020		5,000	5,000	500	0.0%	2,000	-	0.0%
Pryor Student Activities	10021		5,000	5,000	447	8.9%	2,000	369	18.5%
Fine Arts-Film Series	10022		2,500	2,500	-	0.0%	1,500	-	0.0%
Pep Band	10023		31,000	31,000	-	-	-	-	-
Student Newspaper	10024		12,307	12,307	815	6.6%	-	-	0.0%
Rodeo	22000		13,500	13,500	2,351	17.4%	71,989	14,053	19.5%
Softball Special Aux	24000		2,500	2,500	770	30.8%	-	-	-
General Athletics	25000		530,000	499,485	2,942	0.6%	288,358	5,296	1.8%
Athletics Banquet			5,000	5,000	1,408	28.2%	-	-	-
			<u>\$ 1,224,461</u>	<u>\$ 910,304</u>	<u>\$ 88,917</u>	<u>9.8%</u>	<u>\$ 664,364</u>	<u>\$ 75,610</u>	<u>11.4%</u>
Current Revenues Over/ (Under) Expenditures			<u>\$ 14,912</u>	<u>\$ 317,319</u>	<u>\$ 383,378</u>		<u>\$ (76,408)</u>	<u>\$ 195,903</u>	
Prior Year Carryforward (Beg Balance)			118,536	118,536	118,536		220,470	220,470	
Fund Balance			<u>\$ 133,448</u>	<u>\$ 435,855</u>	<u>\$ 501,914</u>		<u>\$ 144,062</u>	<u>\$ 416,373</u>	

Rogers State University

Auxiliary Revenue & Expenditures - Other Student Fees

For the Period Ended September 30, 2010 With Comparative Totals for the Period Ended September 30, 2009

Schedule 3b

	DEPT #	Prior Yr Carryforward	Original Budget	Current Revised Budget	Current YTD Actual	% of Current Revised Budget	Previous Revised Budget	Previous YTD Actual	% of Current Revised Budget
<b>Other Student Fee Revenues:</b>									
Parking fees	12001	336,099	\$ 162,961	\$ 162,961	\$ 69,884	42.9%	\$ 120,202	\$ 52,330	43.5%
Cultural & Recreational	21001	64,159	78,363	78,363	38,729	49.4%	57,555	31,584	54.9%
Health Science	70000	70,428	60,000	46,000	31,342	68.1%	46,200	21,312	46.1%
		<u>470,686</u>	<u>\$ 301,324</u>	<u>\$ 287,324</u>	<u>\$ 139,955</u>	<u>48.7%</u>	<u>\$ 223,957</u>	<u>\$ 105,226</u>	<u>47.0%</u>
<b>Other Student Fee Expenditures:</b>									
Parking fees	12001		\$ 500,000	\$ 462,961	\$ 269,334	58.2%	\$ 25,000	\$ 4,800	19.2%
Cultural & Recreational	21001		50,000	42,776	6,910	16.2%	52,248	7,078	13.5%
Health Science	70000		60,000	58,970	38,550	65.4%	46,200	26,129	56.6%
			<u>\$ 610,000</u>	<u>\$ 564,707</u>	<u>\$ 314,794</u>	<u>55.7%</u>	<u>\$ 123,448</u>	<u>\$ 38,007</u>	<u>30.8%</u>
Current Revenues Over/ (Under) Expenditures			<u>\$ (308,676)</u>	<u>\$ (277,383)</u>	<u>\$ (174,839)</u>	<u>63.0%</u>	<u>\$ 100,509</u>	<u>\$ 67,219</u>	
Prior Yr Carryforward (Beg Bal)			470,686	470,686	470,686		315,218	315,218	
Fund Balance			<u>\$ 162,010</u>	<u>\$ 193,303</u>	<u>\$ 295,847</u>		<u>\$ 415,727</u>	<u>\$ 382,437</u>	

Rogers State University

Auxiliary Revenue & Expenditures - Facility Fee

For the Period Ended September 30, 2010 With Comparative Totals for the Period Ended September 30, 2009

Schedule 3c

	DEPT #	Prior Yr Carryforward	Original Budget	Current Revised Budget	Current YTD Actual	% of Current Revised Budget	Previous Revised Budget	Previous YTD Actual	% of Current Revised Budget
Revenues:									
Facility Fee	2-11001	1,812,036	\$ 1,181,469	\$ 1,181,469	\$ 521,126	44.1%	\$ 1,159,951	\$ 509,185	43.9%
Facility Fee-2-Baird Hall	2-11111	-	325,922	325,922	130,269	40.0%	-	-	0.0%
		<u>1,812,036</u>	<u>\$ 1,507,391</u>	<u>\$ 1,507,391</u>	<u>\$ 651,395</u>	<u>43.2%</u>	<u>\$ 1,159,951</u>	<u>\$ 509,185</u>	<u>43.9%</u>
Expenditures:									
Facility Fee			\$ 707,831	\$ 707,831	\$ 480,691	67.9%	\$ 578,331	\$ 343,841	59.5%
			275,000	275,000	-	0.0%	-	-	0.0%
			<u>\$ 982,831</u>	<u>\$ 982,831</u>	<u>\$ 480,691</u>	<u>48.9%</u>	<u>\$ 578,331</u>	<u>\$ 343,841</u>	<u>59.5%</u>
Current Revenues Over/ (Under) Expenditures			<u>\$ 524,560</u>	<u>\$ 524,560</u>	<u>\$ 170,704</u>	<u>32.5%</u>	<u>\$ 581,620</u>	<u>\$ 165,344</u>	<u>28.4%</u>
Prior Year Carryforward (Beg Bal)			1,812,036	1,812,036	1,812,036		1,037,213	1,037,213	
Fund Balance			<u>\$ 2,336,596</u>	<u>\$ 2,336,596</u>	<u>\$ 1,982,740</u>		<u>\$ 1,618,833</u>	<u>\$ 1,202,557</u>	



Rogers State University

Auxiliary Revenue & Expenditures - Housing

For the Period Ended September 30, 2010 With Comparative Totals for the Period Ended September 30, 2009

Schedule 3d

	DEPT #	Prior Yr Carryforward	Original Budget	Current Revised Budget	Current YTD Actual	% of Current Revised Budget	Previous Revised Budget	Previous YTD Actual	% of Current Revised Budget
<b>Housing Revenues:</b>									
Apartment Trustee Revenue	03000	17,955	\$ 1,215,868	\$ 1,215,868	\$ 236,509	19.5%	\$ 1,196,854	\$ 239,937	20.0%
Married Student Housing	41001	(66,923)	38,880	38,880	40,213	103.4%	73,440	38,422	52.3%
Faculty Housing	42001	54,466	-	-	-	0.0%	30,000	6,300	21.0%
Student Apartments	43001	(29,981)	532,521	532,521	32,076	6.0%	513,349	84,398	16.4%
OMA House	85000	190	6,167	6,167	1,168	18.9%	6,161	511	8.3%
		<u>(24,294)</u>	<u>\$ 1,793,436</u>	<u>\$ 1,793,436</u>	<u>\$ 309,966</u>	<u>17.3%</u>	<u>\$ 1,819,804</u>	<u>\$ 369,568</u>	<u>20.3%</u>
<b>Housing Expenditures:</b>									
Apartment Trustee Disbursements	03000		\$ 1,215,868	\$ 1,215,868	\$ 34,153	2.8%	\$ 1,196,854	\$ 232,365	19.4%
Married Student Housing	41001		38,880	38,880	5,194	13.4%	73,440	10,761	14.7%
Faculty Housing	42001		70,000	70,000	3,066	4.4%	30,000	20,304	67.7%
Student Apartments	43001		502,521	502,521	129,471	25.8%	513,349	153,110	29.8%
Stud Apartment Maintenance	43100		30,000	30,000	14,103	47.0%			
OMA House	85000		6,167	6,167	462	7.5%	6,161	2,276	36.9%
			<u>\$ 1,863,436</u>	<u>\$ 1,863,436</u>	<u>\$ 186,449</u>	<u>10.0%</u>	<u>\$ 1,819,804</u>	<u>\$ 418,816</u>	<u>23.0%</u>
Current Revenues Over/ (Under) Expenditures			<u>\$ (70,000)</u>	<u>\$ (70,000)</u>	<u>\$ 123,517</u>	<u>0.0%</u>	<u>\$ -</u>	<u>\$ (49,248)</u>	<u>#DIV/0!</u>
Prior Year Carryforward (Beg Bal)			(24,294)	(24,294)	(24,294)		178,289	178,289	
Fund Balance			<u>\$ (94,294)</u>	<u>\$ (94,294)</u>	<u>\$ 99,223</u>		<u>\$ 178,289</u>	<u>\$ 129,041</u>	

Rogers State University

Auxiliary Revenue & Expenditures - Miscellaneous Auxiliaries

For the Period Ended September 30, 2010 With Comparative Totals for the Period Ended September 30, 2009

Schedule 3c

	DEPT #	Prior Yr Carryforward	Original Budget	Current Revised Budget	Current YTD Actual	% of Current Revised Budget	Previous Revised Budget	Previous YTD Actual	% of Current Revised Budget
<b>Revenues:</b>									
Ticket Sales	23000	11,400	\$ 25,000	\$ 25,000	\$ -	0.0%	\$ 38,000	\$ -	0.0%
KRSC-General	32,000	77,421	200,000	200,000	14,663	0	50,112	50,112	1
Bit by Bit Program	33001	(1,947)	400,000	338,411	41,643	12.3%	237,935	47,900	20.1%
Equestrian Center	34000	4,018	-	-	-	0.0%	82,540	150	0.2%
Food Service	40001 /300	49,657	650,000	650,000	118,244	18.2%	566,713	143,040	25.2%
Concessions	40400	64	25,000	23,000	1,109	4.8%	24,000	2,117	8.8%
RSU Child Development	50001	5,469	135,000	135,000	39,965	29.6%	157,000	33,729	21.5%
OAE Conference	51000	3,269	2,000	-	-	0.0%	-	-	-
Art on the Hill	52000	(7,270)	10,000	-	-	0.0%	-	-	-
KRSC Radio	56001	54,977	60,000	60,000	10,690	17.8%	8,490	8,490	100.0%
New Bookstore Construction	80012	33,858	-	-	-	0.0%	-	-	0.0%
Library	70061	117	300	250	140	56.0%	40	40	100.0%
Innovation Center	60010	18,333	20,000	10,000	7,012	70.1%	4,000	2,629	65.7%
Ropes Course	60050	8,963	15,000	15,000	2,320	15.5%	9,400	380	4.0%
Continuing Education	60000 / 40	31,847	60,000	50,000	11,099	22.2%	44,000	3,684	8.4%
General Auxiliary	80000	675,173	675,000	130,000	31,217	24.0%	158,500	35,101	22.1%
OPEB Trust	80005	100,000	500,000	-	-	0.0%	-	-	0.0%
Bookstore	80011	227,500	280,000	280,000	33,639	12.0%	280,000	161,796	57.8%
University Development	80020	21,149	-	-	-	0.0%	-	-	0.0%
Vending	80021	83,918	50,000	42,000	25,367	60.4%	42,000	713	1.7%
Sale of Equipment	80025	23,429	10,000	-	-	0.0%	-	-	0.0%
Aux Capital Projects	80035	10,130	-	-	-	0.0%	-	-	0.0%
Motor Pool	80050	106,939	220,000	220,000	17,859	8.1%	220,000	50,050	22.8%
Centennial Fund	81000	320	-	-	-	0.0%	49,385	-	0.0%
Building Rentals	82000	7,163	1,000	1,000	-	0.0%	1,000	-	0.0%
Radio Tower	82100	(2,184)	20,000	10,000	8,020	80.2%	2,000	2,091	104.6%
Faculty Senate	82500	115	-	-	-	0.0%	-	-	0.0%
Telecommunications	83000	(21,123)	265,000	265,000	21,305	8.0%	205,000	163	0.1%
Office Supply Chargeback	84000	-	150,000	150,000	12,843	8.6%	-	-	-
Administrative Services	84220	258,470	672,498	672,428	149,256	22.2%	672,352	137,429	20.4%
B'ville REDA Bldg	86000	645,752	664,624	664,624	180,739	27.2%	668,615	98,358	14.7%
Baird Interior	88500	(1,030,426)	3,200,000	3,200,000	2,770,622	86.6%	-	-	-
F/A Collections & Title IV	02002	5,726	10,000	-	435	0.0%	-	6,910	0.0%
Private Scholarship	02500	-	5,000	1,250	500	-	-	-	-
Scholarships	02011	1,108	-	-	-	0.0%	-	-	0.0%
		<u>1,403,336</u>	<u>\$ 8,325,422</u>	<u>\$ 7,142,963</u>	<u>\$ 3,498,687</u>	<u>49.0%</u>	<u>\$ 3,521,082</u>	<u>\$ 784,882</u>	<u>22.3%</u>
<b>Expenditures:</b>									
Ticket Sales	23000		\$ 25,000	\$ 25,000	\$ -	0.0%	\$ 11,289	\$ 24	0.2%
KRSC General	32000		240,000	240,000	13,388	5.6%	106,266	35,929	33.8%
Bit by Bit Program	33001		400,000	338,411	57,923	17.1%	237,935	35,943	15.1%
Equestrian Center	34000		20,000	-	4,018	0.0%	82,540	22,818	27.6%
Food Service	40001 /300		1,100,000	850,000	198,855	23.4%	716,506	175,542	24.5%
Concessions	40400		25,000	23,000	1,680	7.3%	20,203	1,093	5.4%
RSU Child Development	50001		250,776	250,776	57,758	23.0%	247,293	52,239	21.1%
OAE Conference	51000		10,000	-	1	0.0%	-	-	0.0%
Art on the Hill	52000		10,000	-	-	0.0%	-	-	0.0%
KRSC Radio	56001		120,000	120,000	4,820	4.0%	59,428	8,765	14.7%
New Bookstore Construction	80012		33,858	33,858	-	0.0%	68,377	2,749	4.0%
Library	70061		500	400	64	16.0%	344	231	67.2%
Innovation Center	60010		25,000	19,000	1,903	10.0%	19,000	1,344	7.1%
Ropes Course	60050		12,092	12,092	1,316	10.9%	9,400	2,358	25.1%
Continuing Education	60000 / 40		50,000	50,000	5,960	11.9%	37,912	10,636	28.1%
General Auxiliary	80000		1,675,000	52,000	23,249	44.7%	52,000	9,005	17.3%
Bookstore	80011		171,967	50,000	39	0.1%	7,140	-	0.0%
University Development	80020		44,000	44,000	6,506	14.8%	26,000	7,952	0.0%
Vending	80021		25,000	16,000	2,754	17.2%	16,000	2,373	14.8%
Sale of Equipment	80025		50,000	20,312	17,737	87.3%	15,000	-	0.0%
Aux Capital Projects	80035		-	-	-	0.0%	125,000	88,367	70.7%
Motor Pool	80050		300,000	155,000	21,225	13.7%	131,000	26,021	19.9%
Centennial Fund	81000		-	-	-	0.0%	49,385	36,236	73.4%
Building Rentals	82000		-	-	-	0.0%	1,000	-	0.0%
Radio Tower	82100		10,000	10,000	-	0.0%	12,400	4,300	34.7%
Faculty Senate	82500		115	115	-	0.0%	370	-	0.0%
Telecommunications	83000		265,000	265,000	73,320	27.7%	205,000	54,840	26.8%
Office Supplies Chargebacks	84000		150,000	150,000	12,843	8.6%	-	-	0.0%
Administrative Services	84220		700,000	692,428	184,536	26.7%	672,352	136,586	20.3%
B'ville REDA Bldg	86000		664,624	664,624	143,099	21.5%	668,615	151,259	22.6%
Baird Interior	88500		2,100,000	2,100,000	1,753,129	83.5%	-	-	0.0%
Private Scholarships	02500		5,000	1,250	-	0.0%	-	-	-
Scholarships	02011		-	-	57,889	0.0%	-	19,747	0.0%
			<u>\$ 8,482,932</u>	<u>\$ 6,183,266</u>	<u>\$ 2,644,012</u>	<u>42.8%</u>	<u>\$ 3,597,755</u>	<u>\$ 886,357</u>	<u>24.6%</u>
Current Revenues Over/ (Under) Expenditures			<u>\$ (157,510)</u>	<u>\$ 959,697</u>	<u>\$ 854,675</u>	<u>89.1%</u>	<u>\$ (76,673)</u>	<u>\$ (101,475)</u>	<u>132.3%</u>
Prior Year Carryforward (Beg Bal)			1,403,336	1,403,336	1,403,336		2,214,713	2,214,713	
Fund Balance			<u>\$ 1,245,826</u>	<u>\$ 2,363,033</u>	<u>\$ 2,258,010</u>		<u>\$ 2,138,040</u>	<u>\$ 2,113,238</u>	

Rogers State University

Auxiliary Revenue & Expenditures - Student Loans and Funds Held for Others

For the Period Ended September 30, 2010 With Comparative Totals for the Period Ended September 30, 2009

Schedule 3f

	DEPT #	Prior Yr Carryforward	Original Budget	Current Revised Budget	Current YTD Actual	% of Current Revised Budget	Previous Revised Budget	Previous YTD Actual	% of Current Revised Budget
<b>Revenues:</b>									
Baseball Auxiliary	25100	786	\$ 1,000	\$ -	\$ -	0.0%	\$ -	\$ -	0.0%
Softball Auxiliary	25200	13	1,000	-	-	0.0%	-	-	0.0%
Men's Basketball Auxiliary	25300	-	1,000	-	-	0.0%	-	-	0.0%
Women's Basketball Auxiliary	25400	(718)	1,000	-	-	0.0%	-	-	0.0%
Men's Soccer Auxiliary	25500	-	1,000	-	-	0.0%	-	-	0.0%
Golf Auxiliary	25700	3,500	2,000	-	-	0.0%	-	-	0.0%
Agency Fund	00000	(105)	50,000	50,000	45,956	91.9%	50,000	59,012	118.0%
Student Loans FY10	02001	8,334	200,000	200,000	168,374	84.2%	600,000	536,578	89.4%
Student Loans FY11	02001	-	10,000,000	10,000,000	3,496,261	35.0%	9,869,934	5,157,877	52.3%
Student Activity/Club Funds	act 95	27,566	75,000	60,000	4,850	8.1%	5,000	1,760	35.2%
		<u>39,376</u>	<u>\$ 10,332,000</u>	<u>\$ 10,310,000</u>	<u>\$ 3,715,442</u>	<u>36.0%</u>	<u>\$ 10,524,934</u>	<u>\$ 5,755,227</u>	<u>54.7%</u>
<b>Expenditures:</b>									
Baseball Auxiliary	25100		\$ 1,786	\$ 786	\$ -	0.0%	\$ 3,381	\$ -	0.0%
Softball Auxiliary	25200		1,000	-	-	0.0%	-	-	0.0%
Men's Basketball Auxiliary	25300		1,000	-	-	0.0%	-	-	0.0%
Women's Basketball Auxiliary	25400		500	-	-	0.0%	-	-	0.0%
Men's Soccer Auxiliary	25500		1,000	-	-	0.0%	-	-	0.0%
Golf Auxiliary	25700		5,000	3,500	2,269	64.8%	3,500	-	0.0%
Agency Fund	00000		50,000	50,000	59,811	119.6%	50,000	4,453	0.0%
Student Loans PY- FY09	02001		200,000	200,000	168,374	84.2%	600,000	606,801	0.0%
Student Loans FY10	02001		10,000,000	10,000,000	3,496,261	35.0%	10,370,165	4,848,348	46.8%
Student Activity/Club Funds	act 95		75,000	60,000	4,960	8.3%	26,936	3,075	11.4%
			<u>\$ 10,335,286</u>	<u>\$ 10,314,286</u>	<u>\$ 3,731,675</u>	<u>36.2%</u>	<u>\$ 11,053,982</u>	<u>\$ 5,462,677</u>	<u>49.4%</u>
Current Revenues Over/ (Under) Expenditures			<u>\$ (3,286)</u>	<u>\$ (4,286)</u>	<u>\$ (16,233)</u>	<u>378.8%</u>	<u>\$ (529,048)</u>	<u>\$ 292,550</u>	<u>-55.3%</u>
Prior Year Carryforward (Beg Bal)			39,376	39,376	39,376		84,897	84,897	
Fund Balance			<u>\$ 36,090</u>	<u>\$ 35,090</u>	<u>\$ 23,143</u>		<u>\$ (444,151)</u>	<u>\$ 377,447</u>	

Rogers State University

Auxiliary Revenue & Expenditures - Grants

For the Period Ended September 30, 2010 With Comparative Totals for the Period Ended September 30, 2009

Schedule 3g

	Original Budget	Current Revised Budget	Current YTD Actual	% of Current Revised Budget	Previous Revised Budget	Previous YTD Actual	% of Current Revised Budget
<b>Grant Revenue:</b>							
PELL	\$ 6,000,000	\$ 6,000,000	\$ 1,705,259	28.4%	\$ 5,000,000	\$ 3,403,751	68.1%
ACG	115,000	110,000	42,755	38.9%	95,000	1,025	1.1%
SMG	120,000	115,000	46,000	40.0%	77,000	-	0.0%
OTAG	725,000	725,000	314,500	43.4%	710,000	323,500	45.6%
OHLAP	1,200,000	1,010,000	571,426	56.6%	980,000	50,750	5.2%
SEOG	107,699	107,699	48,250	44.8%	107,608	41,750	38.8%
Stud Support Svcs Aux	5,143	5,143	4,393	85.4%	447	-	0.0%
Upward Bound Aux	228,212	228,212	66,656	29.2%	192,261	20,592	10.7%
	<u>\$ 8,501,054</u>	<u>\$ 8,301,054</u>	<u>\$ 2,799,239</u>	<u>33.7%</u>	<u>\$ 7,162,316</u>	<u>\$ 3,841,368</u>	<u>53.6%</u>
<b>Grant Expenditures:</b>							
PELL	\$ 6,000,000	\$ 6,000,000	\$ 1,705,259	28.4%	\$ 5,000,000	\$ 3,416,227	68.3%
ACG	115,000	110,000	43,780	39.8%	95,000	-	0.0%
SMG	120,000	115,000	46,000	40.0%	77,000	22,000	28.6%
SEOG	107,699	107,699	48,250	44.8%	107,608	41,750	5.9%
OTAG	725,000	725,000	319,000	44.0%	980,000	325,021	33.2%
OHLAP	1,200,000	1,010,000	571,609	56.6%	1,076,608	538,903	500.8%
Stud Support Svcs Aux	5,143	5,143	4,393	85.4%	447	-	0.0%
Upward Bound Aux	228,212	228,212	66,656	29.2%	192,261	20,592	10.7%
	<u>\$ 8,501,054</u>	<u>\$ 8,301,054</u>	<u>\$ 2,804,947</u>	<u>33.8%</u>	<u>\$ 7,162,316</u>	<u>\$ 4,364,493</u>	<u>60.9%</u>
Current Revenues Over/ (Under) Expenditures	<u>\$ -</u>	<u>\$ -</u>	<u>\$ (5,708)</u>	<u>0.0%</u>	<u>\$ -</u>	<u>\$ (523,125)</u>	<u>0.0%</u>
Grant Receivable / Returns	-	-	3,946		-	523,125	
Fund Balance	<u>\$ -</u>	<u>\$ -</u>	<u>\$ (1,762)</u>		<u>\$ -</u>	<u>\$ -</u>	

**Rogers State University  
Schedule of Cash Balances**

**For the Period Ended September 30, 2010 With Comparative Totals for the Period Ended September 30, 2009**

**Schedule 4**

<u>Fund/Source of Cash</u>	<u>Balance 9-30-10</u>	<u>Balance 9-30-09</u>
<i>Education &amp; General, Part I</i>	\$ <u>10,830,244</u>	\$ <u>9,119,920</u>
<i>Education &amp; General, Part II</i> note: amount represents unspent balance of grants & sponsored programs	\$ <u>988,442</u>	\$ <u>1,002,770</u>
<i>Plant Funds</i> Section 13 Offset: note: from the current balance, \$403,160 has been allocated to specific capital projects	\$ <u>1,407,903</u>	\$ <u>1,177,767</u>
<i>OCIA 2006 Capital Improvement Bond Issue</i>	\$ <u>63,708</u>	\$ <u>1,767,913</u>
<i>07 Facility Fee Revenue Bonds</i>	\$ <u>-</u>	\$ <u>964,284</u>
<i>Auxiliary Enterprises</i>	\$ <u>3,201,008</u>	\$ <u>5,280,309</u>

OKLAHOMA STATE REGENTS FOR HIGHER EDUCATION  
 Institution: The University of Oklahoma – Norman Campus  
 ACADEMIC CALENDAR FOR 2011-2012

Summer Session (2011):

Semester begins (first day of classes)	<u>June 6, 2011</u>
Please list dates of all holidays and breaks	
INDEPENDENCE DAY	<u>July 4, 2011</u>
Semester ends (including final exams)	<u>August 1, 2011</u>
Commencement date (graduation ceremony)	

Fall Semester (2011):

Semester begins (first day of classes)	<u>August 22, 2011</u>
Please list dates of all holidays and breaks	
LABOR DAY	<u>September 5, 2011</u>
THANKSGIVING	<u>November 23-27, 2011</u>
Semester ends (including final exams)	<u>December 16, 2011</u>
Commencement date (graduation ceremony)	

Second Semester (Spring 2012):

Semester begins (first day of classes)	<u>January 17, 2012</u>
Please list dates of all holidays and breaks	
SPRING BREAK	<u>March 17-25, 2012</u>
Semester ends (including final exams)	<u>May 11, 2012</u>
Commencement date (graduation ceremony)	<u>May 11-12, 2012</u>

Interession (classes that meet between regularly scheduled semesters or that meet between spring semester and summer session or between fall session and spring session):

	Summer 2010	Fall 2010	Spring 2011
Interession begins	<u>August 2, 2011</u>	<u>December 19, 2011</u>	<u>May 14, 2012</u>
Interession ends (including final exams)	<u>August 20, 2011</u>	<u>January 13, 2012</u>	<u>June 2, 2012</u>

Fall and Spring (if applicable):

Final add/drop date 16 week/first 8 week classes:

Fall:	<u>Sept. 2, 2011/Aug. 26, 2011</u>
Spring:	<u>Jan. 30, 2012/Jan. 20, 2012</u>

First day of 2<sup>nd</sup> 8 week classes:

Fall:	<u>Oct. 17, 2011</u>
Spring:	<u>March 12, 2012</u>

Final add/drop date 2<sup>nd</sup> 8 week classes:

Fall:	<u>Oct. 21, 2011</u>
Spring:	<u>March 26, 2012</u>

Summer (if applicable):

Final add/drop date 8 week/first 4 week classes:

June 10, 2011/June 7, 2011

First day of 2<sup>nd</sup> 4 week classes:

July 5, 2011

Final add/drop date 2<sup>nd</sup> 4 week classes:

July 6, 2011

---

OKLAHOMA STATE REGENTS FOR HIGHER EDUCATION

Institution: The University of Oklahoma – College of Law

ACADEMIC CALENDAR FOR 2011-2012

Summer Session (2011):

Semester begins (first day of classes)	<u>May 23, 2011</u>
Please list dates of all holidays and breaks	
MEMORIAL DAY	<u>May 30, 2011</u>
INDEPENDENCE DAY	<u>July 4, 2011</u>
Semester ends (including final exams)	<u>July 15, 2011</u>
Commencement date (graduation ceremony)	_____

Fall Semester (2011):

Semester begins (first day of classes)	<u>August 22, 2011</u>
Please list dates of all holidays and breaks	
LABOR DAY	<u>September 5, 2011</u>
THANKSGIVING	<u>November 23-27, 2011</u>
Semester ends (including final exams)	<u>December 16, 2011</u>
Commencement date (graduation ceremony)	_____

Second Semester (Spring 2012):

Semester begins (first day of classes)	<u>Jan. 17, 2012</u>
Please list dates of all holidays and breaks	
SPRING BREAK	<u>March 17-25, 2011</u>
Semester ends (including final exams)	<u>May 11, 2012</u>
Commencement date (graduation ceremony)	<u>May 11-12, 2012</u>

Intersession (classes that meet between regularly scheduled semesters or that meet between spring semester and summer session or between fall session and spring session):

Intersession begins	_____
Intersession ends	_____



OKLAHOMA STATE REGENTS FOR HIGHER EDUCATION  
Institution: The University of Oklahoma – Health Sciences Center  
ACADEMIC CALENDAR FOR 2011-2012

Summer Session (2011):

Semester begins (first day of classes)	<u>June 6, 2011</u>
Please list dates of all holidays and breaks	
INDEPENDENCE DAY	<u>July 4, 2011</u>
Semester ends (including final exams)	<u>August 1, 2011</u>
Commencement date (graduation ceremony)	<u>                                </u>

Fall Semester (2011):

Semester begins (first day of classes)	<u>August 22, 2011</u>
Please list dates of all holidays and breaks	
LABOR DAY	<u>September 5, 2011</u>
THANKSGIVING	<u>November 23-27, 2011</u>
Semester ends (including final exams)	<u>December 16, 2011</u>
Commencement date (graduation ceremony)	<u>                                </u>

Second Semester (Spring 2012):

Semester begins (first day of classes)	<u>January 17, 2012</u>
Please list dates of all holidays and breaks	
	<u>January 16, 2012</u>
	<u>March 17-25, 2012</u>
Semester ends (including final exams)	<u>May 11, 2012</u>
Commencement date (graduation ceremony)	<u>May 11-12, 2012</u>

Intercession (classes that meet between regularly scheduled semesters or that meet between spring semester and summer session or between fall session and spring session):

	<u>August</u>	<u>December</u>	<u>May</u>
Intercession begins	<u>August 2, 2011</u>	<u>December 19, 2011</u>	<u>May 14, 2012</u>
Intercession ends	<u>August 20, 2011</u>	<u>January 13, 2012</u>	<u>June 2, 2012</u>

Alternative Schedules (please describe any alternative schedules)

	<u>Begin Dates</u>	<u>End Dates</u>
Summer Session I:	<u>June 6, 2011</u>	<u>August 1, 2011</u>
Summer Session II:	<u>June 27, 2011</u>	<u>August 15, 2011</u>

- College of Medicine Clinical Rotations (Weekly)
- College of Dentistry Clinical Rotations (4-week and 9-week)
- Dental Science-Orthodontic (Monthly)
- College of Pharmacy Rotations (Monthly)
- College of Nursing Accelerated Programs (Monthly)
- College of Nursing Short Courses – Attached list
- Graduate College – Graduate Program in Biomedical Sciences
- Program Start Date – August 1, 2011

Academic Calendar – Course Deviations – College of Nursing 2011-2012

<u>Summer 2011</u>			
NURS 3025	Clinical Nursing I	June 1 – August 6,	ABSN: OKC, Tulsa,

		2010	San Diego, and Glendale
NURS 3024	Clinical Nursing I	June 1 – August 5, 2011	ABSN:OKC, Tulsa
NURS 3033	Human Experience in Health	June 1 – August 5, 2011	ABSN:OKC
NURS 3043	Health Assessment	June 1 – August 5, 2011	ABSN:OKC
NURS 3062	Intro to Prof Nursing Practice	June 1 – August 5, 2011	ABSN:OKC
NURS 3083	Pharmacology in Nursing	June 1 – August 5, 2011	ABSN:Duncan
NURS 3125	Clinical Nursing II	June 1 – August 5, 2011	ABSN:Duncan
NURS 3134	Acute & Chronic I	June 1 – August 5, 2011	ABSN:Duncan
NURS 3143	Family Focused Nursing	June 1 – August 5, 2011	ABSN:Duncan
NURS 4124	Clinical Nursing IV	June 1 – August 5, 2011	ABSN:OKC, Tulsa
NURS 4134	Practice of Leadership	June 1 – August 5, 2011	ABSN:OKC
NURS 4142	Acute & Chronic III	June 1 – August 5, 2011	ABSN:OKC
NURS 5924	Leader & Scholarship Nrsng Edu	June 1 – July 31, 2011	Accelerated Masters Education
NURS 5073	Theory Development in Nursing	August 1 – 31, 2011	Accelerated Masters Education
<u>August Int. 2011</u>			
NURS 3162	Human Experience in Disability	August 8 -19, 2011	ABSN: OKC, Tulsa
<u>Fall 2011</u>			
NURS 5053	Policy and Ethics in Nursing	September 1 – 30, 2011	Accelerated Masters Education
NURS 5363	Complementary & Alternative Medicine	December 1 – 31, 2011	Accelerated Masters Education
<u>December Int. 2011</u>			
NURS 4062	Nursing Research	December 19, 2011 – January 13, 2012	ABSN: OKC, Tulsa
NURS 4152	Contemporary Professional Nursing	December 19, 2011 – January 31, 2012	ABSN: Duncan
<u>Spring 2012</u>			
NURS 5033	Nursing Research	January 1 – 31, 2012	Accelerated Masters Education
NURS 5214	Curriculum, Assessment, & Evaluation in Nrsng Educ.	May 1 – 31, 2012	Accelerated Masters Education
<u>May Int. 2012</u>			
NURS 3162	Human Experience in Disability	May 14 – June 1, 2012	ABSN: Duncan
NURS 4152	Contemporary Professional Nursing	May 14 – June 1, 2012	ABSN: OKC, Tulsa

QUARTERLY FINANCIAL ANALYSIS  
For the three months ended September 30, 2010

EXECUTIVE SUMMARY

Highlights from the Quarterly Financial Analysis (QFA) for the three months ended September 30, 2010 are presented below for information only. For more detailed information, see the QFA report that was provided separately to the Regents prior to the November meeting.

ALL FUNDS, COMBINED

- Total available revenues of \$520.3 million exceeded expenditures of \$420.4 million resulting in a net increase of \$99.9 million.

NORMAN CAMPUS

- Total available revenues of \$287.1 million exceeded expenditures of \$224.6 million, resulting in a net increase of \$62.5 million.
- Education and General revenues of \$174.8 million exceeded expenditures of \$114.8 million, resulting in a net increase of \$60.0 million.
- Auxiliary enterprise revenues of \$43.1 million trailed expenditures of \$48.3 million, resulting in a net decrease of \$5.2 million.
- Service unit revenues of \$71.1 million exceeded expenditures of \$26.6 million, resulting in a net increase of \$44.5 million.
- Regents' Fund revenue of \$7.3 million exceeded expenditures of \$1.7 million, resulting in a net increase of \$5.6 million.
- All Other revenues of \$19.5 million exceeded expenditures of \$17.4 million, resulting in a net increase of \$2.1 million.

HEALTH SCIENCES CENTER

- Total available revenues of \$233.2 million exceeded expenditures of \$195.8 million, resulting in a net increase of \$37.4 million.
- Education and General revenues of \$61.6 million exceeded expenditures of \$45.0 million, resulting in a net increase of \$16.6 million.
- Auxiliary enterprise revenues of \$2.9 million exceeded expenditures of \$2.5 million, resulting in a net increase of \$400,000.
- Service unit revenues of \$9.7 million exceeded expenditures of \$9.3 million, resulting in a net increase of \$400,000.
- Professional Practice Plan (PPP) revenues of \$102.2 million exceeded expenditures of \$91.4 million, resulting in a net increase of \$10.8 million.
- All Other revenues of \$17.8 million exceeded expenditures of \$8.9 million, resulting in a net increase of \$8.9 million.

QUARTERLY REPORT OF PURCHASES – ALL  
July 1, 2010 through September 30, 2010

<u>Item</u>	<u>Description</u>	<u>Campus-Department</u>	<u>Vendor</u>	<u>Award Amount</u>	<u>Explanation/Justification</u>
I.		PURCHASE OBLIGATIONS FROM \$50,000 TO \$250,000			
	Norman Campus				
1	Service	Bursar's Office	Educational Computer Systems, Inc.	108,300	Billing and collection service
2	Software	Information Technology	Fishnet Security Inc.	99,916	Security software
3	Equipment	KGOU Radio	Brown Max Broadcast Connection	63,254	Antenna
4	Equipment	KGOU Radio	Harris Corporation	52,003	Transmitter
5	Lease	OU DHS Training Center	Santa Fe North	90,054	Property lease
6	Service	Information Technology	OneNet	51,300	Internet service provider
7	Furniture	OU DHS Training Center	Copelins Office Center Inc.	64,881	Furniture
8	Service	Information Technology	Cox Communications	118,800	Redundant connection for research campus
9	Service	Athletics	Sooner Security of Norman Incorporated	107,900	Security services
10	Supply	Athletics	Transcript Press LLC	77,280	Media guides
11	Service	Facilities Management	Assetworks Inc.	87,800	System maintenance and support
12	Supply	Facility Management	Mansfield Oil Company of Gainesville	130,000	Fuel
13	Equipment	Information Technology	SKC Communications	73,302	Polycom equipment for Collings Hall
14	Service	Information Technology	Gartner Group	113,015	Membership renewal

15	Service	Fleet Services	ComData	200,000	Fuel
16	Service	Parking Transportation Services	Associated Timed Parking Controls	53,561	Software license renewal
17	Service	Facilities Management	Tradesmen Services Inc.	100,000	Temporary skilled labor
18	Furniture	Mewborne College of Earth and Energy	Copelins Office Center Inc.	76,993	Furniture
19	Service	Facilities Management	Kone Inc.	200,000	Elevator inspections
20	Service	Facilities Management	SBS Window Cleaning Inc.	125,000	Window cleaning
21	Service	Facilities Management	B&H Construction Inc.	100,000	Drilling and boring services
22	Equipment	Printing Services	OCE North America Document Printing Systems	240,000	Copier
23	Service	Bizzell Memorial Library	Bridgeport National Bindery Inc.	67,000	Bindery services
24	Equipment	Printing Services	Standley Systems Inc.	100,000	Copiers
25	Service	University Press	Thomson Shore Inc.	60,000	Printing and binding
26	Service	University Press	Cushing Malloy Inc.	125,000	Printing and binding
27	Service	Housing and Food Services	Terminix International	84,660	Pest control
28	Service	Athletics	Chartersearch	121,876	Air charter for volleyball 2010-2011
29	Service	Bizzell Memorial Library	Sooner Security of Norman Inc.	78,000	Security services
30	Supply	Athletics	Bill Veazey's Party Store	105,000	Furniture rental for Sooner Caravan
31	Service	Athletics	Paciolan Systems Inc.	250,000	Ticket software and licensing
32	Service	Athletics	Paciolan Systems Inc.	109,600	System maintenance

33	Service	Athletics	Jani King of Oklahoma City Inc.	85,000	Janitorial services for stadium suites and press box
34	Service	Athletics	ISS Facility Services Inc.	229,500	Cleaning services for athletic venues
35	Service	Facility Management	Affordable Construction Company	100,230	Siding and window replacement
36	Supply	Housing and Food Services	Drinkware	60,000	Concession cups
37	Service	University Bands	Red Carpet Charters Inc.	60,000	Bus charter to football venues
38	Furniture	Center for Student Life	Copelins Office Center Inc.	76,993	Furniture for Jim Thorpe Center
39	Service	Facilities Management	TEC-An Inc.	75,000	Sample testing
40	Supply	Evaluation and Testing	Riverside Publishing Co.	100,000	Testing supplies
41	Lease	Printing Services	Eastman Kodak Co.	110,129	Prepress and software
42	Equipment	Printing Services	Eastman Kodak Co.	242,652	Digital Color Press
43	Service	Housing and Food Services	Reiss Painting Co. of Oklahoma City LLC	207,875	Painting services
44	Service	KGOU Radio	Cameron Hutton	100,000	Underwriter
45	Service	Housing and Food Services	Labor Finders DMD Inc.	120,000	Temporary skilled labor
46	Service	University Libraries	Greater Western Library Alliance	128,350	Online subscription
47	Supply	Athletics	Alert Services Inc.	123,234	Medical supplies for athletics medical training
48	Services	OU Health Services	LabCorp	150,000	Lab services
49	Equipment	Chemical Biological and Materials Engineering	Cytek Development Inc.	74,114	Flow cytometer
50	Service	Botany and Microbiology	Mogene, LC.	52,500	Transcriptome sequencing for lab research preparation of

cDNA library

51	Service	Athletics	Arthur J. Gallgher Risk Management Services Inc.	135,932	Athletic insurance
52	Service	Executive Affairs	Patton Boggs LLP	160,000	Legal services
53	Service	Risk Management	Simplex Grinnell	52,083	Fire extinguisher inspections and maintenance
54	Supply	Housing Facilities	Carpet Store	138,000	Carpet and installation for residence halls
55	Supply	Printing Services	OK Business Forms Inc	75,000	Promotional items
	Health Sciences Center Campus		.		
56	Supply	OU Physicians	Imagenation Promotional Group Inc.	120,000	Outreach items
57	Service	Information Technology	Dell Marketing, LP	193,887	SAN maintenance
58	Service	Information Technology	Dell Marketing, LP	63,962	Poweredge server maintenance
59	Service	Information Technology	EMC Corporation	110,044	Hardware support
60	Software	Provost Office	Desire2Learn	145,246	Software support and maintenance
61	Supply	Information Technology	Ingram Micro Inc.	100,000	Telecom equipment and parts
62	Supply	Information Technology	CXTEC	140,000	Telecom equipment and parts
63	Supply	Information Technology	Kaisercomm Inc.	58,000	Telecom equipment and parts
64	Service	Site Support	Simplex Grinnell LP	65,963	Fire alarm inspections
65	Service	Site Support	Otis Elevator Company	89,940	Elevator maintenance
66	Service	College of Medicine	MedHub Inc.	73,640	Equipment maintenance
67	Supply	Information Technology	Anixter Inc.	148,000	Telecom equipment and parts

68	Supply	Information Technology	Cross Telecom Corp.	63,000	Telecom equipment and parts
69	Supply	Information Technology	Communications Supply Corp.	111,000	Telecom equipment and parts
70	Supply	Parking and Transportation Services	Mansfield Oil Co. of Gainesville, Inc.	60,000	Diesel fuel
71	Service	Information Technology	Presidio Networked Solutions Inc.	203,416	Maintenance
72	Supply	Motor Pool	Paul Penley Oil Company Inc.	150,000	Fuel
73	Service	Motor Pool	Enterprise Rent A Car	60,000	Vehicle leasing
74	Service	College of Medicine	Medhub Inc.	50,250	Software maintenance
75	Service	Human Resources	Hireright Inc.	60,000	Background check services
76	Software	Information Technology	Symantec Corporation	53,195	Software
77	Service	OU Physicians	Press Ganey Associates Inc.	178,475	Patient satisfaction surveys
78	Lease	College of Nursing	2200 Plaza LLC	77,346	Space lease
79	Lease	OU Physicians	MTV Real Estate LLC	129,998	Space lease
80	Service	College of Medicine Dean's Office	Guardian Life Insurance Company	76,680	Disability insurance for medical students
81	Service	University Donor Program	Hibbs Funeral Home	85,000	Embalming
82	Service	Dentistry / Oral Pathology	Physicians Auditing and Billing Services Inc.	75,220	Billing services
83	Service	Department of Cardiology	Stenomed, Inc.	75,000	Transcription services
84	Service	OU Physicians Group Faculty Clinics	Digital Transcription Systems, Inc.	110,000	Transcription services
85	Service	Department of Hematology / Oncology	Stenomed, Inc.	65,000	Transcription services



Department

86	Service	Department of Orthopedic Surgery Faculty Clinic	Stenomed, Inc.	135,000	Transcription services
87	Service	Department of Orthopedic Surgery Resident Clinic	Stenomed, Inc.	80,000	Transcription services
88	Equipment	OU Physicians	Mobile Surgical Lasers, Inc.	66,000	Surgical laser rental
89	Service	OU Physicians	Myriad System Inc.	233,770	Billing services
90	Service	Family Medicine	Mediclaim Services Inc.	101,000	Billing services
91	Service	Department of Urology	Stenomed, Inc.	62,000	Transcription services
92	Service	Department of Pathology	Compone Services LTD	170,000	Billing services
93	Supply	OU Cancer Institute	Hill-Rom Company Inc.	58,993	Patient infusion beds
94	Equipment	Biochemistry Molecular Biology	Beckman Coulter Inc.	50,060	Ultracentrifuge
		Tulsa Campus			
95	Service	Information Technology	Xeta Technologies Inc.	59,803	Telephone system maintenance
96	Service	Information Technology	Dell Marketing LP	70,186	Maintenance
97	Supply	Women's Health Care Specialists	Curascript Specialty Distribution	150,010	Birth control devices
98	Service	Operations	Bonus Building Care	169,080	Janitorial services
99	Service	Operations	Trugreen Landcare	51,000	Lawncare
100	Service	Operations	Custom Cleaning Custodial Corp	74,071	Janitorial services

II. SOLE SOURCE PROCUREMENTS FROM \$50,000 TO \$250,000  
Competition Not Applicable

Norman Campus

101	Service	Sam Noble Oklahoma Museum of Natural History	Chase Studio Incorporated	220,000	Exhibit fabrication
102	Supply	Physics and Astronomy	CERN	51,687	Expenses and supplies for research students in France
103	Software	Information Technology	Nimsoft Inc.	61,638	Software renewal
104	Software	Athletics	Sportstec Inc.	105,480	Video analysis system software license and support
105	Software	Information Technology	Desire 2 Learn	191,825	Software renewal
106	Lease	College of Continuing Education / Center for Early Childhood Development	78 Robinson LLC	143,616	Space lease
107	Software	Bizzell Library	SIRSI Corp	70,545	Software maintenance and support
108	Lease	Real Estate Office	Ironwolf Bldg LLC	57,408	Warehouse space
109	Lease	Real Estate Office	Triad Village LLC	104,859	Space lease
110	Software	Human Resources	People Admin Incorporated	63,650	Maintenance and support
111	Service	Sam Noble Oklahoma Museum of Natural History	Chase Studio Incorporated	220,237	Permanent exhibit design
112	Supply	Athletics	Riddell All American	65,000	Athletic equipment
113	Furniture	Housing and Food Services	Southwest Contract	91,385	Furniture for Kraettli Apartments
114	Software	Information Technology	Service-Now.com	91,291	License renewal
115	Software	Information Technology	Mathworks Inc.	66,226	License renewal
116	Service	Athletics	Daktronics Inc.	84,000	Scoreboard maintenance

117	Service	KGOU Radio	Public Radio International	75,000	Programming
118	Service	Printing Services	Fine Arts Engraving Co. Inc.	100,000	Die cutting, embossing, foil stamp, and shrink wrapping
119	Service	University Press	Lightening Source Incorporated	90,000	Digital books
120	Lease	Advanced Programs	Charles E. Smith Co.	62,000	Space lease
121	Service	Information Technology	329 Partners 11 Ltd	158,600	Renovation of 329 W. Boyd (new IT Store)
122	Lease	Information Technology	329 Partners 11 Ltd	100,000	Space lease
123	Lease	OU DHS Training Center	G&W Dev LLC	143,396	Space lease
124	Lease	OU DHS Training Center	VTA OK City LLC	101,777	Space lease
125	Service	Printing Services	Universal Bookbindery Inc.	100,000	Binding service
126	Service	Printing Services	Printers Bindery Inc.	300,000	Printing and bindery services
127	Service	National Resource Center for Youth Services	Inceed	72,477	Web based development and programming
128	Supply	Athletic Department	NIKE USA Inc.	125,000	Team apparel
129	Service	Public Affairs	Tulsa World	200,000	Advertising
130	Service	Public Affairs	Norman Transcript	150,000	Advertising
131	Service	Administration and Finance	Norman Economic Development Coalition	125,000	Mutual support for economic development
132	Equipment	Geological Survey	Core Laboratories LP	76,335	Bulk density scanning equipment
133	Supply	Bizzell Library	Oxford University Press	70,000	Monographs
134	Service	University Health Services	The Medical Protective Company	108,000	Medical liability insurance

135	Service	KGOU Radio	National Public Radio	229,200	Membership dues
136	Supply	Facilities Management	Filtration Concepts Inc.	240,000	Air filters
	Health Sciences Center				
137	Software	Information Technology	Hobson's Inc.	59,000	Subscription
138	Software	OU Physicians	Televox Software Inc.	69,600	Software maintenance
139	Service	OU Physicians Breast Health Institute	Hologic Incorporated	90,000	Equipment maintenance renewal
140	Software	Pharmacy Management Consultants	Wolters Kluwer Health Inc.	84,526	Software license renewal
141	Equipment	OU Physicians	Hewlett Packard Co.	150,482	Computer hardware and support
142	Equipment	Site Support	Blackboard Inc.	108,270	Automatic door controls
143	Software	OU Physicians	Caremedic Systems Inc.	70,344	Digital record storage subscription
144	Service	OU Physicians	Oklahoma City All Sports Association	81,184	Advertising
145	Service	Comparative Medicine	Charles River Lab Inc.	250,000	Rederivation of mice
146	Supply	OU Physicians	Conceptus Inc.	79,800	Birth control devices
147	Service	Department of Radiological Sciences	Anna Stidham, M.D. PLLC	83,000	Physician services
148	Service	Department of Radiological Sciences	Infocus Diagnostic Imaging LLC	83,000	Physician services
149	Service	Department of Radiological Sciences	Melissa L. Pfenning PLLC	83,000	Physician services
150	Lease	Department of Family Medicine	RBS Inc.	94,800	Space lease

151	Service	Rehabilitation Sciences	Kari Fields	50,112	Physician services
152	Service	Rehabilitation Sciences	ARH Therapy Inc.	69,600	Professional services
153	Software	Robert M. Bird Library	Elsevier Inc.	121,252	License
154	Equipment	College of Medicine Digestive Diseases	Nikon Instruments Inc.	92,803	Live-cell imaging equipment
155	Equipment	College of Medicine Digestive Diseases	Nikon Instruments Inc.	99,412	Microscope
156	Supply	College of Dentistry	Jelenko	60,788	Casting Gold
157	Equipment	College of Nursing	Medical Education Tech. Inc.	100,183	Simulation equipment
158	Service	Robert M. Bird Library	Teton Data Systems	133,186	Electronic subscription renewal
159	Service	Robert M. Bird Library	McGraw Hill Co.	95,082	Electronic subscription renewal
160	Equipment	Department of Ophthalmology	Phoenix Research Laboratories	80,500	Microscope
161	Equipment	Department of Ophthalmology	Bioptigen Inc.	159,326	Imaging system
162	Equipment	Department of Physiology	Thomas Recording GMBH	54,570	Fiber-electrode manipulator system
163	Service	OU Children's Physicians	Republic Parking System	60,00	Parking services
	Tulsa Campus				
164	Equipment	Dermatology	Syneron Inc.	56,900	Laser equipment
165	Service	OU Physicians Community Health / Bedlam Clinics	Diagnostic Laboratory of Oklahoma	168,000	Lab services
166	Supply	Women's Health Care Specialists	Theracom, Inc.	211,002	Birth control devices
167	Service	Tulsa Emergency Medicine	Creative Specialists, Inc.	55,000	Website design
168	Service	OU-Tulsa/ President's Office	Tulsa World	62,000	Advertising



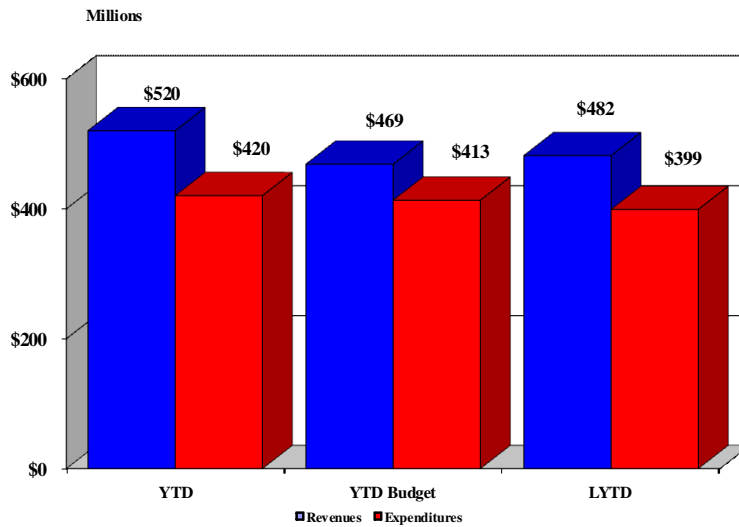
**QUARTERLY FINANCIAL ANALYSIS  
for the three months ended September 30, 2010**

**EXECUTIVE SUMMARY**

(For more detailed information, see the Quarterly Financial Analysis (QFA) report that was provided separately.)

**ALL FUNDS, COMBINED**

Revenues and prior year carry forward of \$520.3 million (33.1% of budget) exceeded expenditures of \$420.4 million (26.8% of budget) resulting in a net increase of \$99.9 million. [See page 1 of the QFA.]

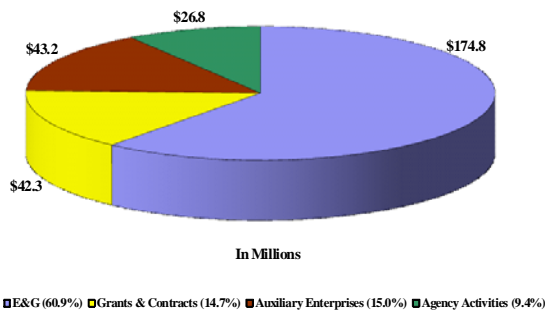


**ALL FUNDS, BY CAMPUS**

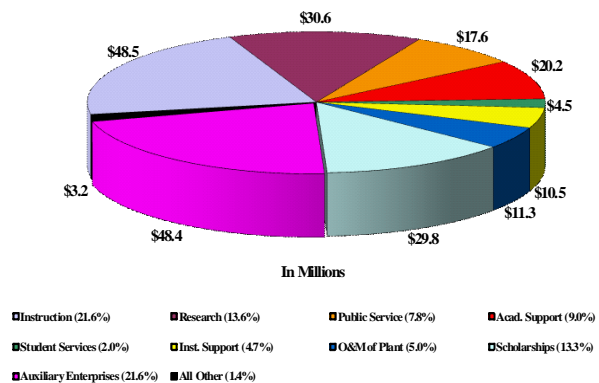
**Norman Campus**

Revenues and prior year carry forward of \$287.1 million (35.3% of budget) exceeded expenditures of \$224.6 million (27.7% of budget) resulting in a net increase of \$62.5 million. [See page 2 of the QFA.]

**Revenues**



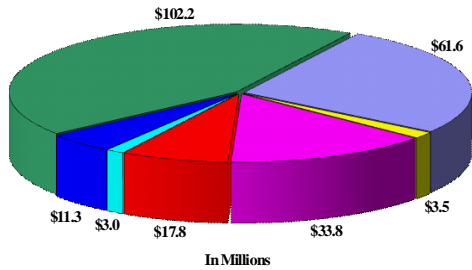
**Expenditures**



**Health Sciences Center**

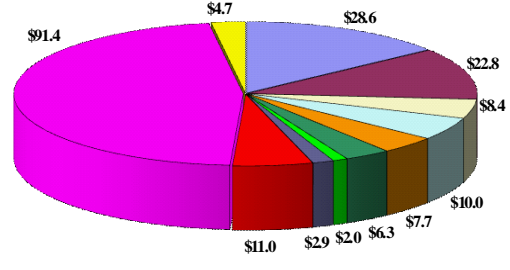
Revenues of \$233.2 million (30.7% of budget) exceeded expenditures of \$195.8 million (25.8% of budget) resulting in a net increase of \$37.4 million. [See page 9 of the QFA.]

**Revenues**



- E&G (26.4%)      ■ Auxiliary Enterprises (1.5%) ■ Grants & Contracts (14.5%) ■ Agency Activities (7.6%)
- Ext. Service Units (1.3%)      ■ Residency Program (4.9%) ■ PPP (43.8%)

**Expenditures**



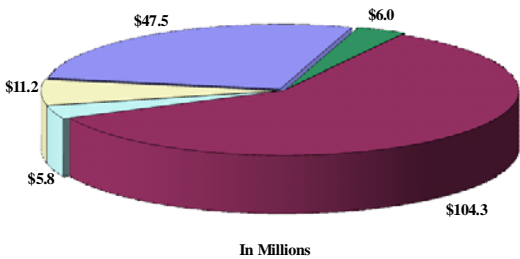
- Instruction (14.6%)      ■ Research (11.7%)      ■ Public Service (4.3%)      ■ Acad. Support (5.1%)
- Inst. Support (3.9%)      ■ O&M of Plant (3.2%)      ■ Scholarships (1.0%)      ■ Ext. Service Units (1.5%)
- Residency Program (5.6%)      ■ PPP (46.7%)      ■ Other (2.4%)

**EDUCATIONAL & GENERAL**

**Norman Campus**

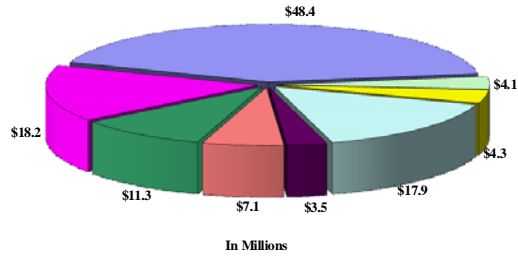
Revenues and prior year carry forward of \$174.8 million (39.5% of budget) exceeded expenditures of \$114.8 million (26.0% of budget) resulting in a net increase of \$60.0 million. [See page 3 of the QFA.]

**Revenues**



- State Appropriations (27.2%)      ■ Gifts, Grants & Contracts (3.4%)
- Tuition & Fees (59.7%)      ■ Sales & Service of Educ. Activities (3.3%)
- Other Sources (6.4%)

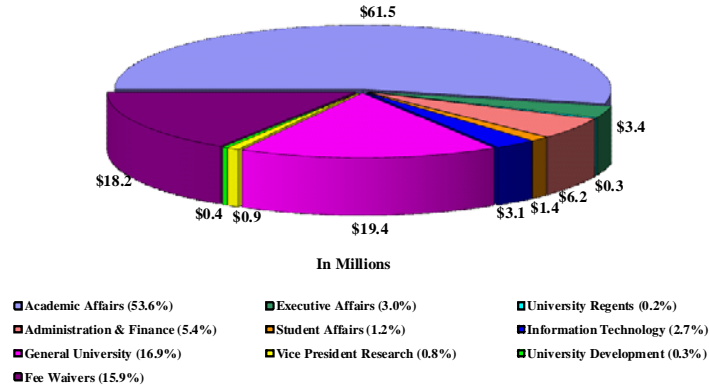
**Expenditures By Function**



- Instruction (42.2%)      ■ Research (3.6%)      ■ Public Service (3.8%)
- Academic Support (15.6%)      ■ Student Services (3.0%)      ■ Institutional Support (6.1%)
- O&M of Plant (9.8%)      ■ Scholarships (15.9%)



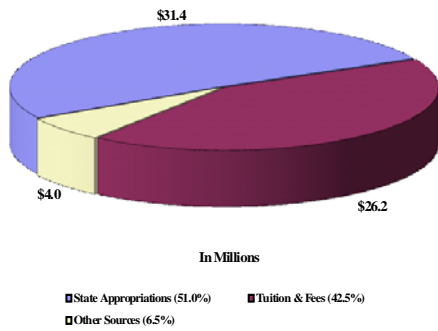
**Expenditures by Organizational Area**



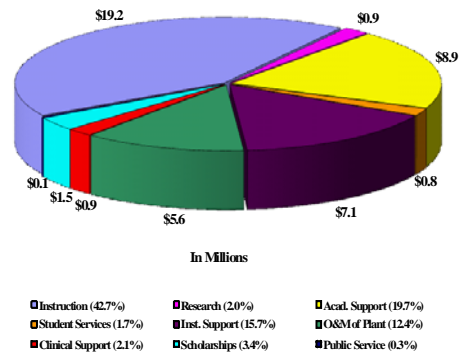
**Health Sciences Center**

Revenues of \$61.6 million (33.6% of budget) exceeded expenditures of \$45.0 million (24.5% of budget) resulting in a net increase of \$16.6 million. [See page 10 of the QFA.]

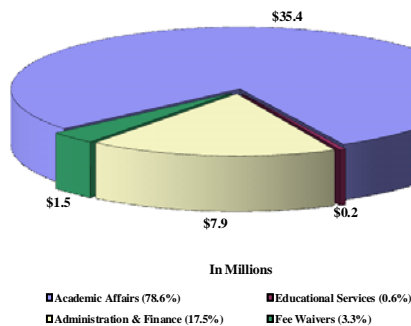
**Revenues**



**Expenditures by Function**



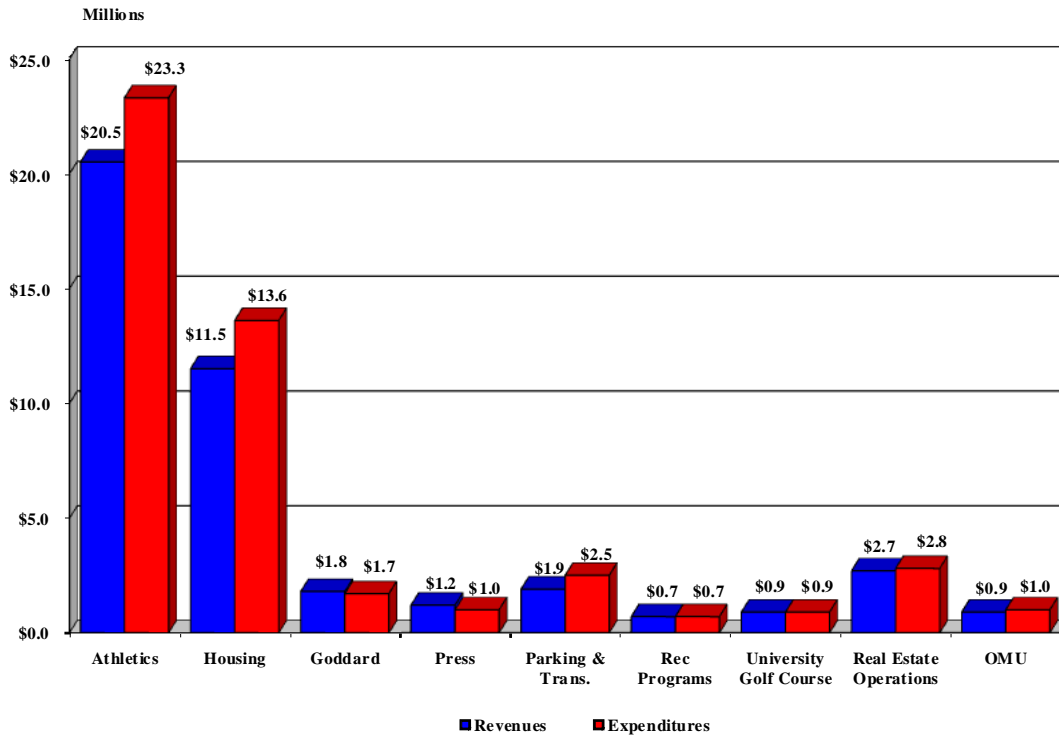
**Expenditures by Organizational Area**



**AUXILIARY ENTERPRISES**

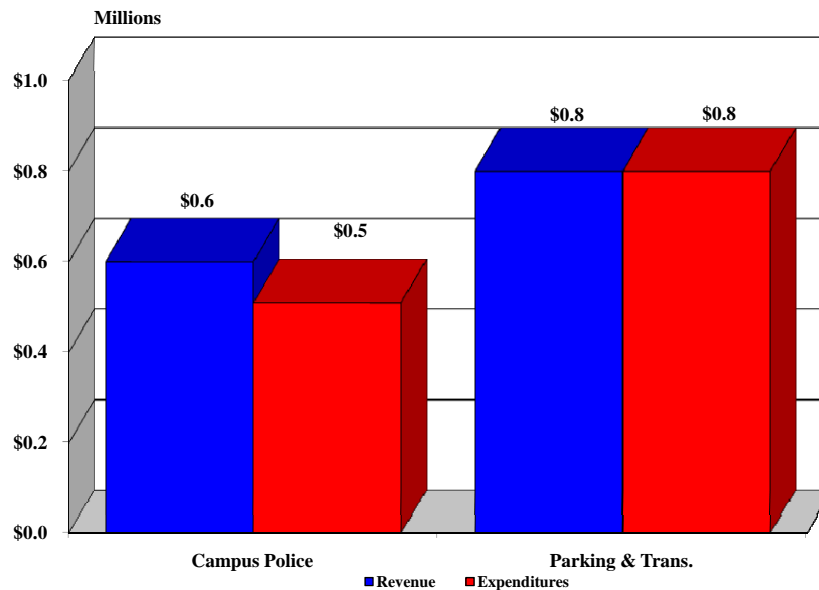
Revenues and expenditures for major auxiliary enterprises (year-to-date revenues of \$500,000 or more) are detailed below. [See page 5 of the QFA.]

**Norman**



**Health Sciences Center**

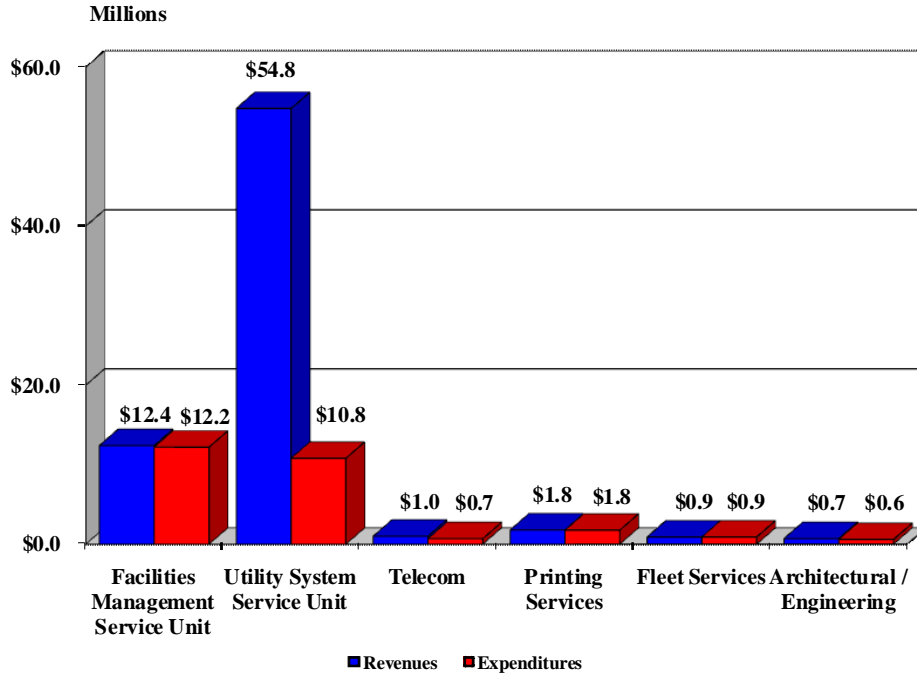
[See page 12 of the QFA.]



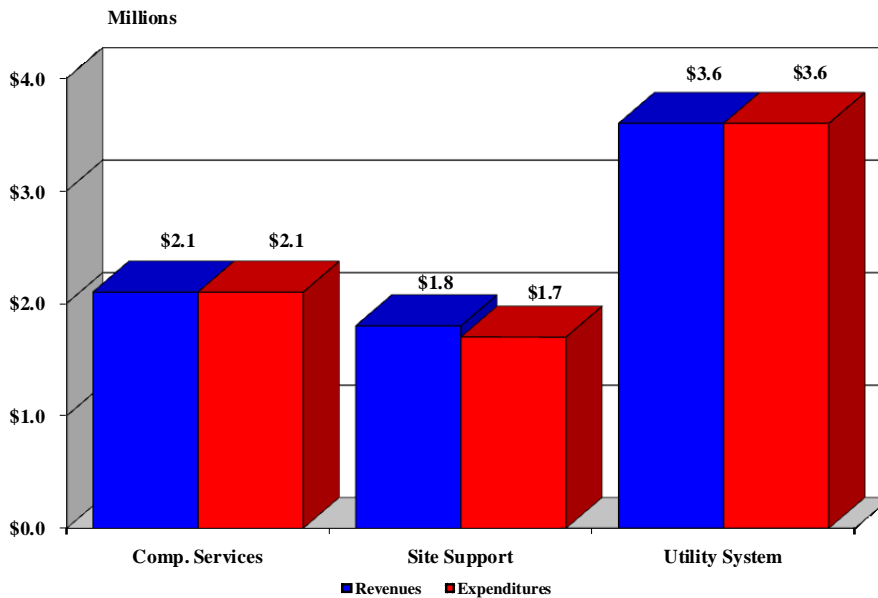
**SERVICE UNITS**

Revenues and expenditures for major service units (year-to-date revenues of \$500,000 or more) are detailed below.

**Norman** [See page 6 of the QFA.]



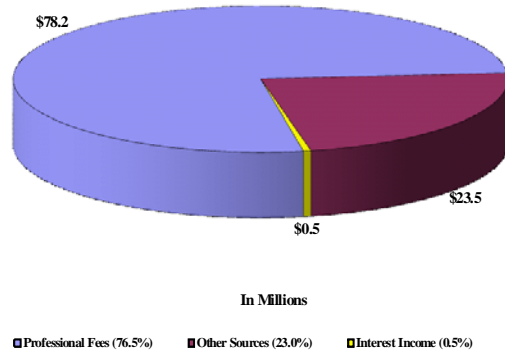
**Health Sciences Center** [See page 13 of the QFA.]



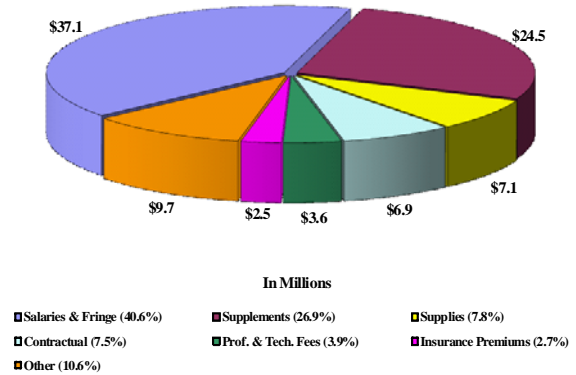
**Professional Practice Plan (PPP)**

PPP revenues of \$102.2 million (29.7% of current budget) exceeded expenditures of \$91.4 million (26.6% of budget) resulting in a net increase of \$10.8 million. [See page 14 of the QFA.]

**Revenues**



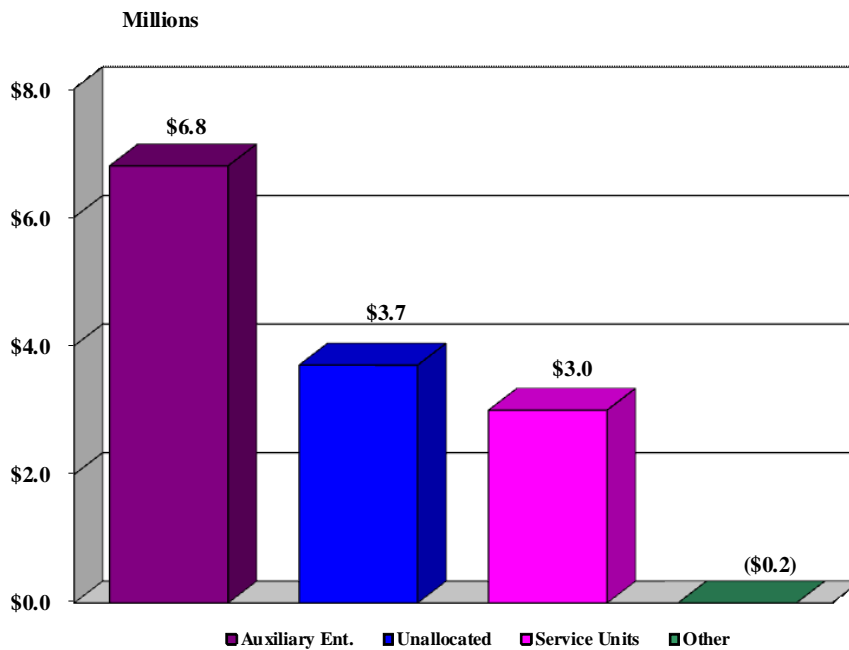
**Expenditures**



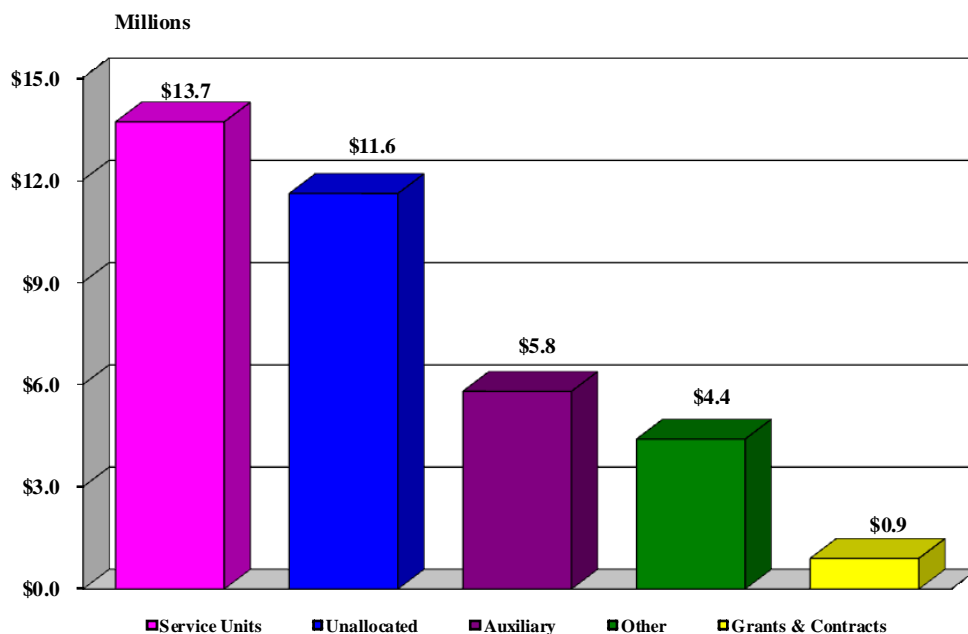
**RESERVES**

Discretionary reserves for the Norman Campus and the Health Sciences Center totaled \$13.3 million and \$36.4 million, respectively, at September 30, 2010. [See page 16 of the QFA.]

**Norman Campus**



**Health Sciences Center**



**REGENTS' FUND**  
**QUARTERLY FINANCIAL REPORT**  
**September 30, 2010**

As of September 30, 2010, the Regents' Fund consisted of 223 individual funds. The funds, under the governance of The Board of Regents of The University of Oklahoma, are preserved through investment and spending strategies that provide a balance between reasonable current income and long-term growth. Future growth is needed to offset the impact of inflation and to maintain purchasing power for future generations.

**I. Policy Information**

- Highlights of the "Statement of Investment Policy" are described below.

**Target Asset Allocation**

Asset Class	Minimum %	Target %	Maximum %
Global Equities	65%	70%	75%
Fixed Income	20%	25%	30%
Alternative Investments	0%	0%	5%
Cash Equivalents	0%	5%	10%

**Performance Measurement and Objectives**

The CIF is a long-term portfolio and should be judged with a long-term perspective. While short-term performance measures are meaningful with respect to due diligence and periodic monitoring of the fund, the performance of the CIF will be judged with the longest time horizon perspective in mind.

**Absolute Return Objective** - which shall be measured in real (i.e., net of inflation) rate-of-return terms and shall have the longest time horizon for measurement;

The Absolute Return Objective of the CIF is to seek an average total semi-annual return equal to CPI and other costs plus 5%.

**Relative Return Objective** - which shall be measured as time-weighted rates of return versus market index benchmarks; and,

**Comparative Return Objective** - which shall measure performance as compared to a universe of similar investment funds.

**Rebalancing**

It is the University's general policy to rebalance to its target asset allocation on a uniform and timely basis. The method of rebalancing will be based on the "tolerance" rebalancing formula, which generally states that the portfolio will be rebalanced if the target asset allocation goes beyond the stated tolerance for any particular asset class. Management is required to direct the investment manager to rebalance the portfolio within 30 days following the end of the month during which the fund was first determined to be out of balance.

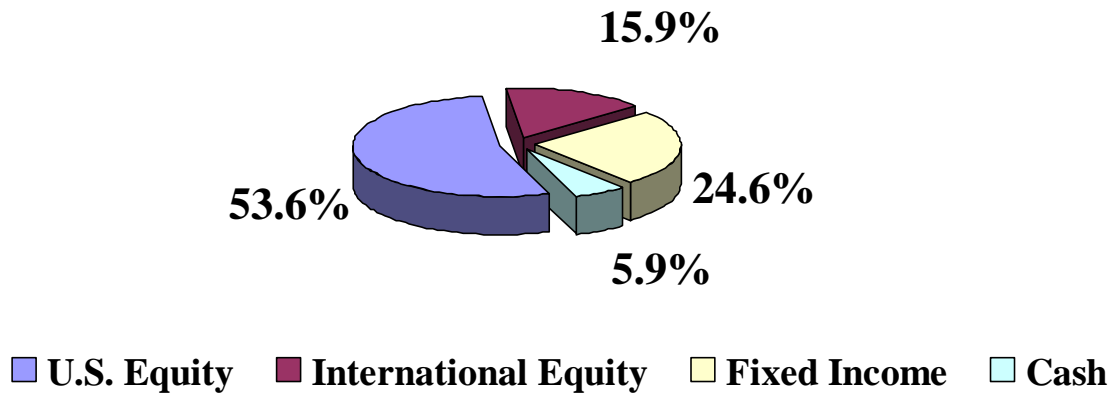
## II. Market Value

The total net market value of the Regents' Fund at September 30, 2010 was approximately \$113.8 million, a \$5.7 million (5.2%) increase from June 30, 2010.

## III. Consolidated Investment Fund

- **Asset Allocation**

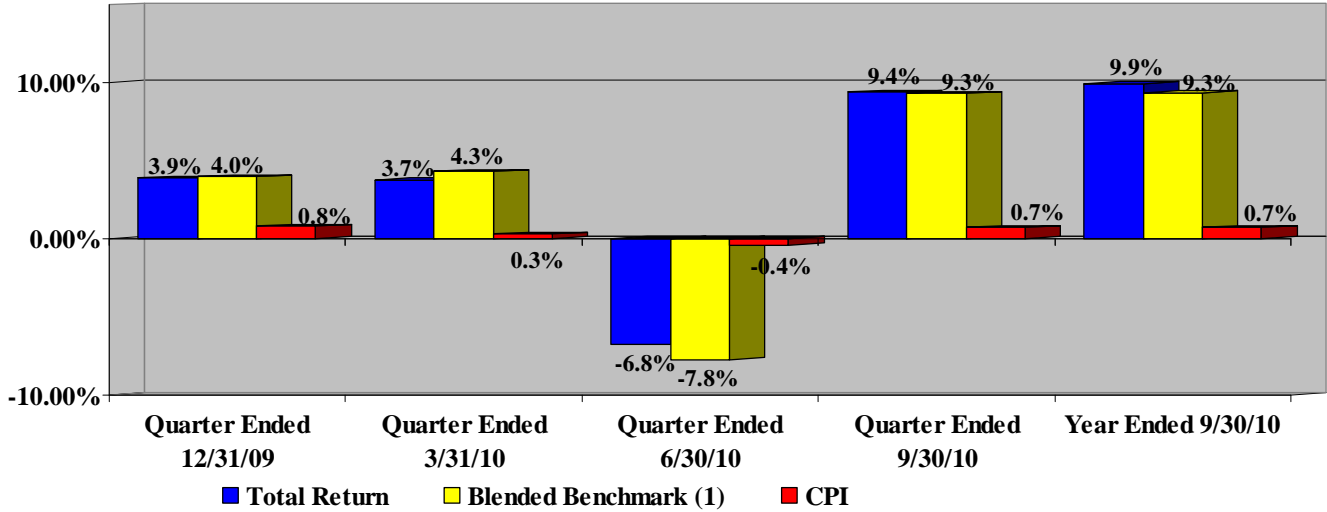
Cash and investments held by the CIF at September 30, 2010, had a market value of approximately \$76.6 million, a \$5.8 million (8.2 %) increase from June 30, 2010. Of the \$76.6 million, -\$43,000 was held locally for working capital purposes (prior to a cash transfer processed after September 30, 2010), and \$76.6 million was managed by Adams Hall Asset Management LLC, Investment Management Fiduciary. The asset allocation of the CIF's cash and investments managed by Adams Hall Asset Management LLC, Investment Management Fiduciary, is summarized below.



• **CIF Performance**

- As illustrated below, the total return on the CIF for the quarter ended September 30, 2010 of 9.4% exceeded the blended benchmark of 9.3% by 10 basis points.

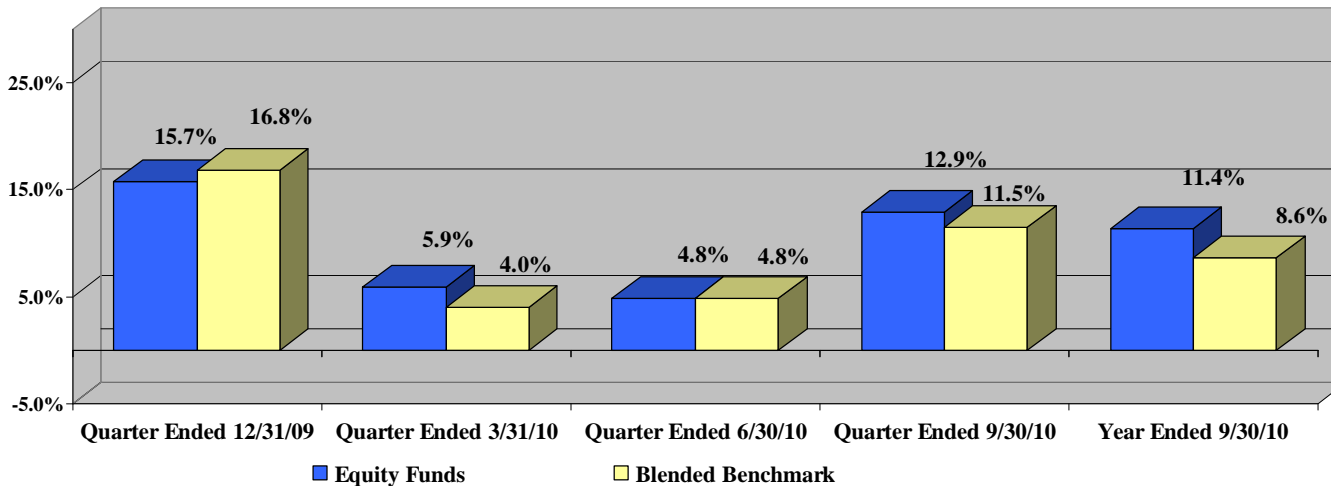
**Total CIF**



(1) The blended benchmark is a composite of indices represented by the Russell 3000, the Salomon Bros. 91-day Treasury Bill, the Barclays Capital Intermediate Government Bond Index, and the MSCI EAFE Equity Index.

- The Total Equity return for the quarter ended September 30, 2010 of 12.9% exceeded the blended benchmark of 11.5% by 140 basis points.

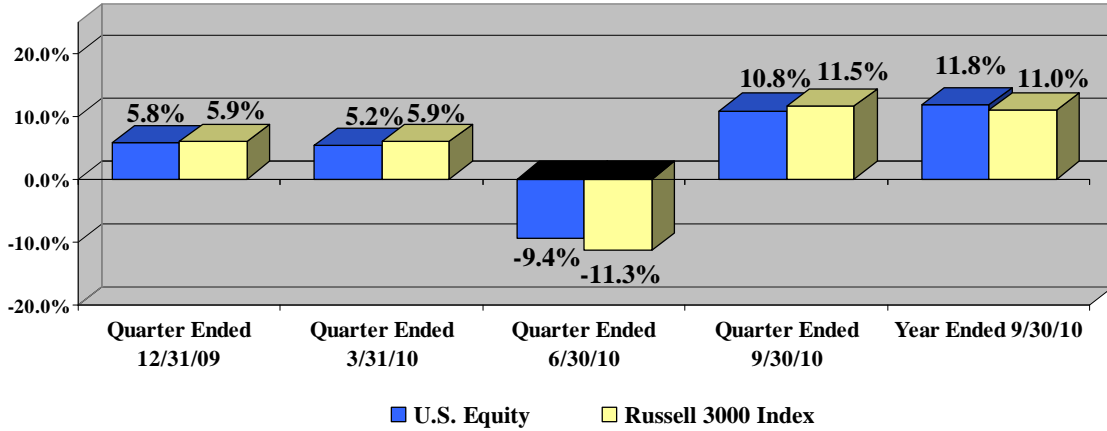
**CIF Equity Funds**





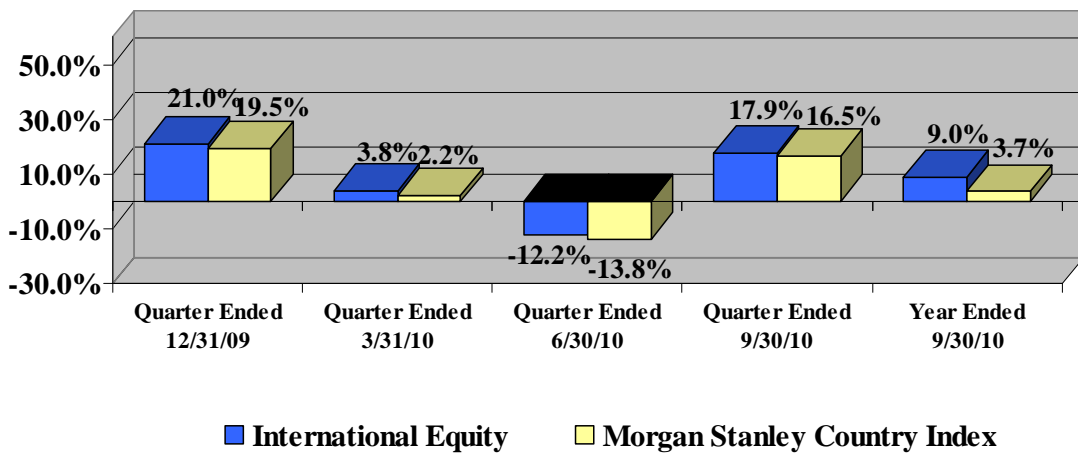
- The US Equity return for the quarter ended September 30, 2010 of 10.8% trailed the Russell 3000 Index of 11.5% by 70 basis points.

**CIF U.S. Equity Funds**

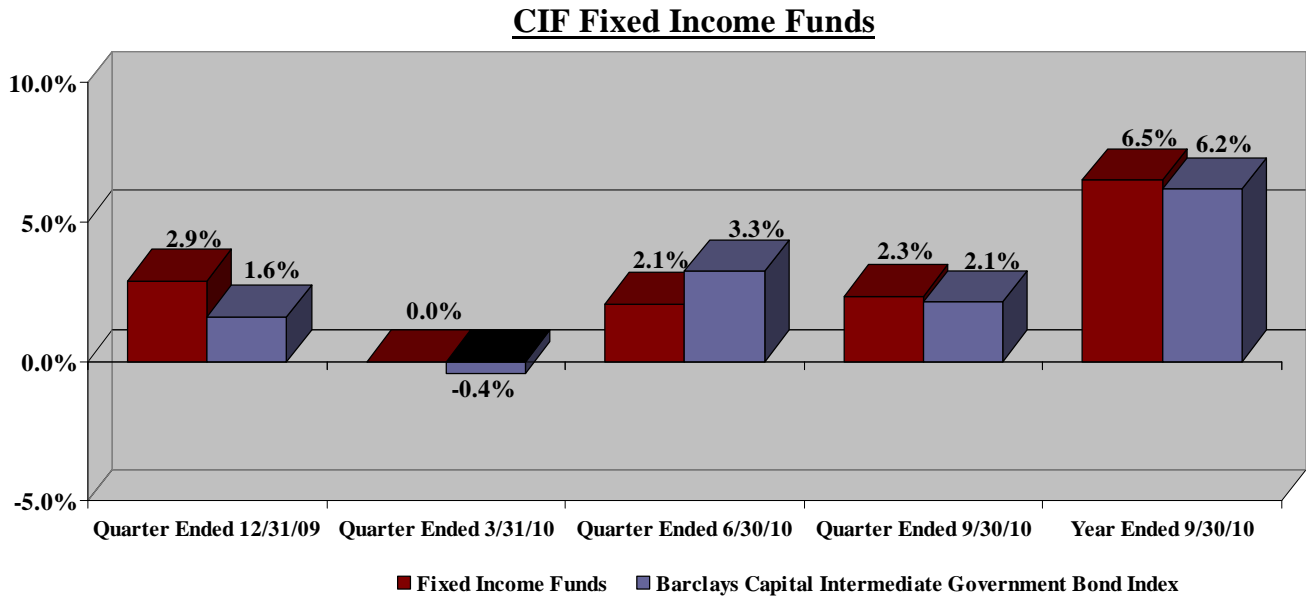


- The International Equity return for the quarter ended September 30, 2010 of 17.9% exceeded the MSCI Benchmark of 16.5% by 140 basis points.

**CIF International Equity Funds**



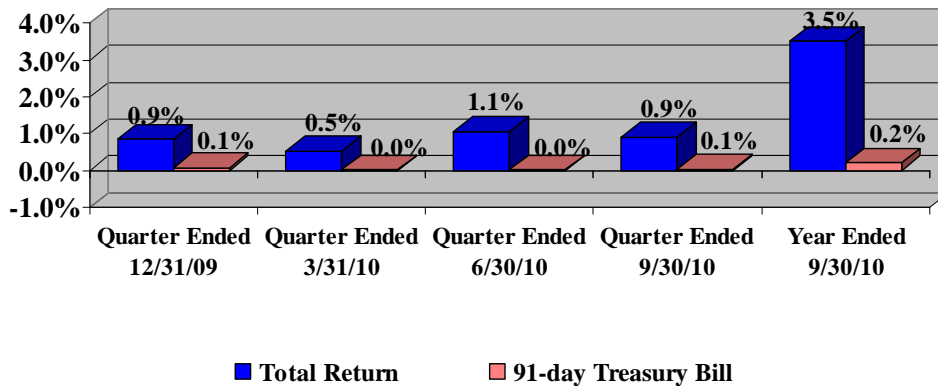
- The Fixed Income return for the quarter ended September 30, 2010 of 2.3% exceeded the Barclays Capital Intermediate Government Bond Index of 2.1% by 20 basis points.



**IV. Short Term Investment Fund Performance**

- The market value of the STIF at September 30, 2010 was approximately \$34.6 million, a \$3.7 million (9.7%) decrease from June 30, 2010.
- As indicated below, the total return on the STIF for the quarter ended September 30, 2010 of 0.9% exceeded the 91-day Treasury Bill rate of 0.1% by 80 basis points.

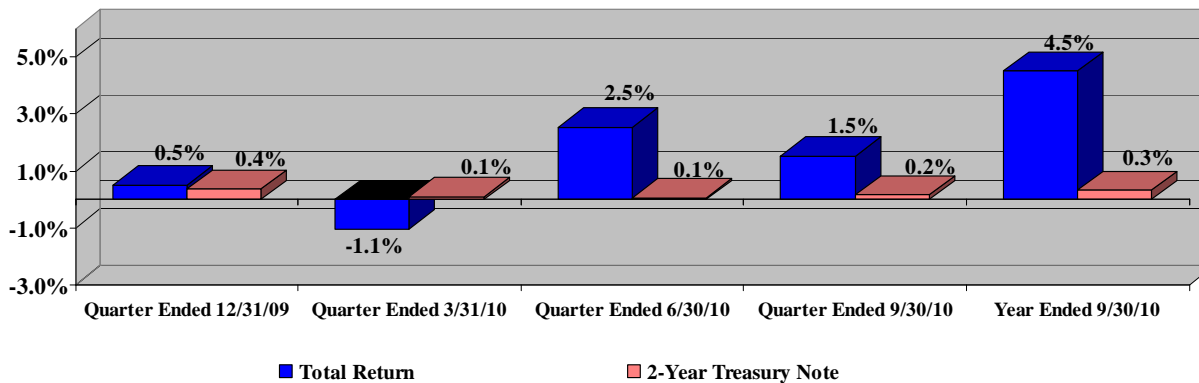
**Total STIF**



**V. Intermediate Term Investment Fund Performance**

- The market value of the ITIF at September 30, 2010 was approximately \$6.5 million, a \$95,000 (1.5%) increase from June 30, 2010.
- As indicated below, the total return on the ITIF for the quarter ended September 30, 2010 of 1.5% exceeded the 2-Year Treasury Note rate of 0.2% by 130 basis points.

**Total ITIF**



**VI. Revenues and Expenditures**

During the three months ended September 30, 2010, recognized revenues of \$7.3 million exceeded expenditures of \$1.7 million resulting in a net increase to market value of approximately \$5.6 million. This increase is primarily attributable to investment earnings and appreciation on investments.

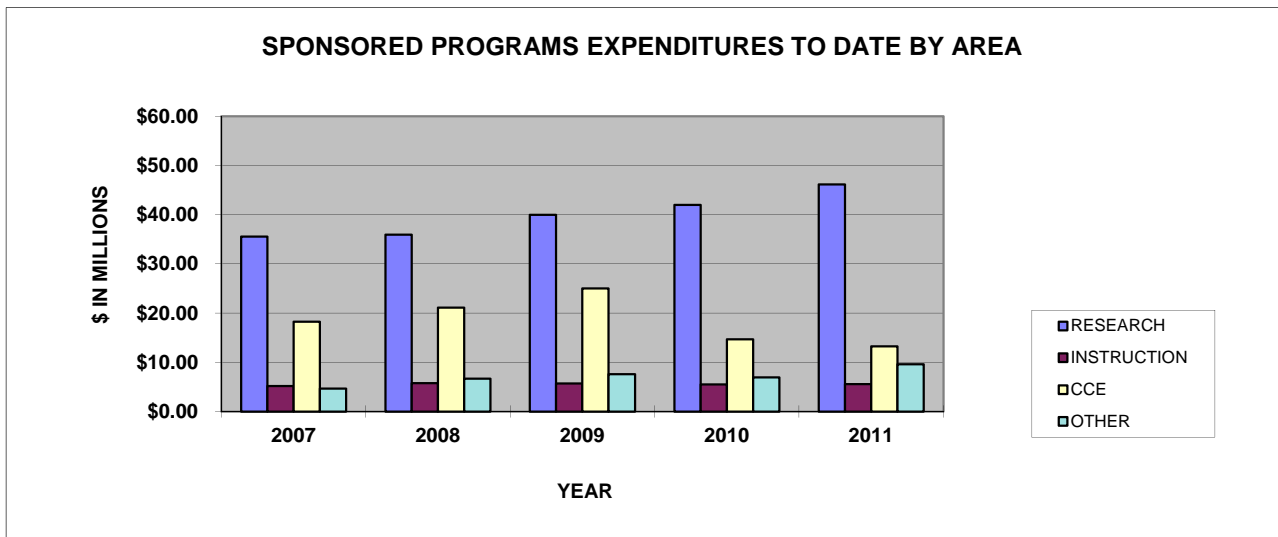
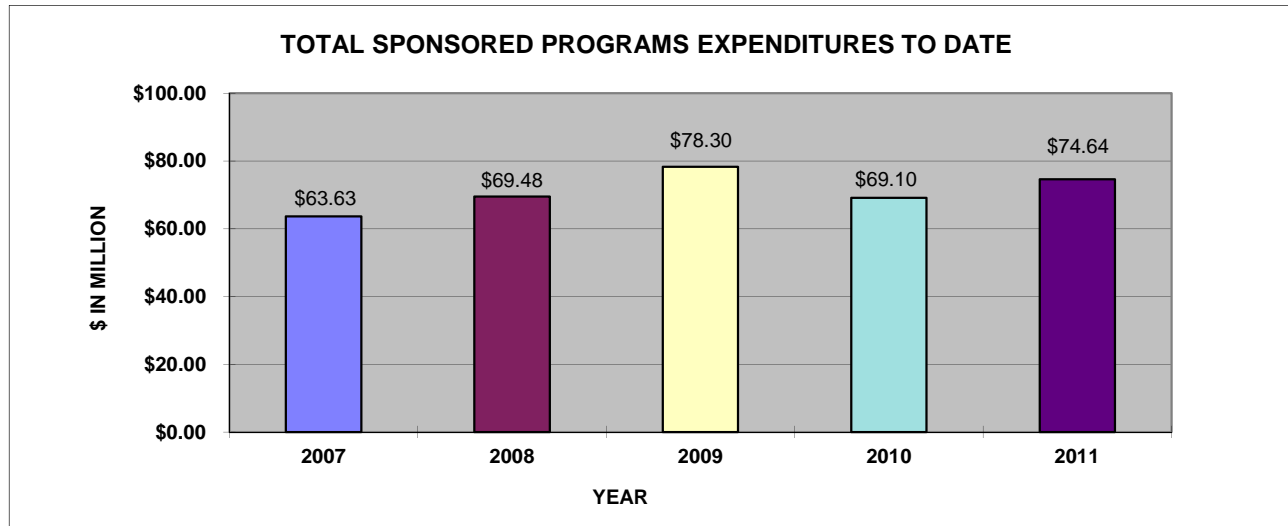
<b>Revenues</b>	<b>2011</b>	<b>2010</b>
Investment Income	\$ 6,595,427	\$ 7,732,507
Athletic Contributions		7,711,362
Interest	353,578	325,420
Cash Gifts	325,614	523,127
Oil and Gas Royalties	37,789	31,610
Other Income	17,209	6,883
Total Revenues	7,329,618	16,340,910
<b>Expenditures</b>		
Departmental Support	599,786	102,765
Scholarships	596,808	393,219
Academic Enhancement Allocation	388,838	392,797
Investment Fees	44,648	40,585
Operating Support	30,244	28,026
Athletic Support	0	594
Other Expenditures	13,413	12,865
Total Expenditures	1,673,737	970,852
Net Change in Market Value	\$ 5,655,881	\$ 15,370,058

**VII. Cash Gifts and Contributions**

The following cash gifts and contributions were received during the three months ended September 30, 2010.

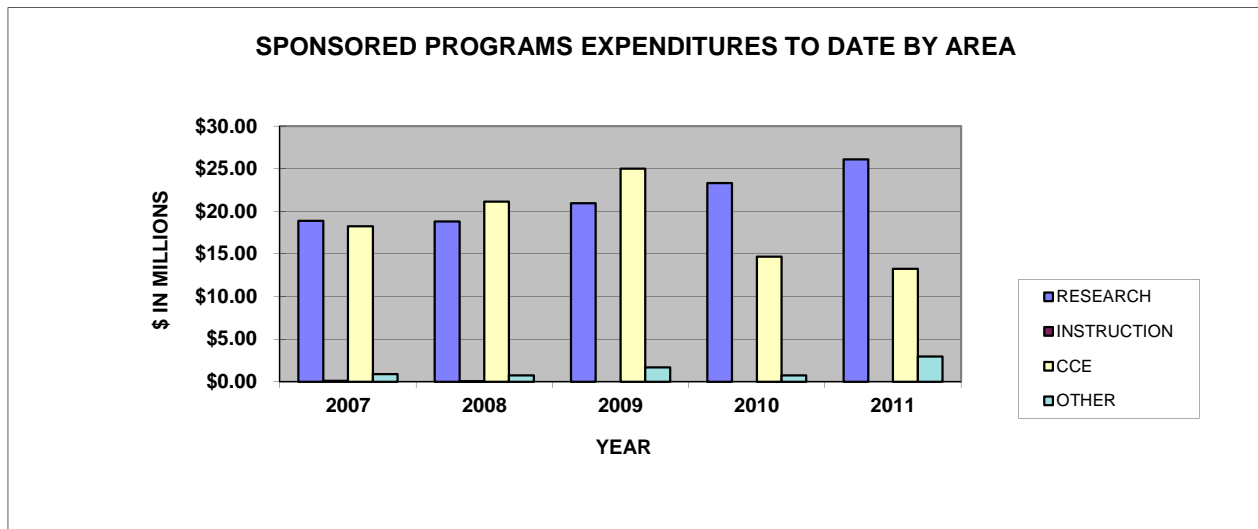
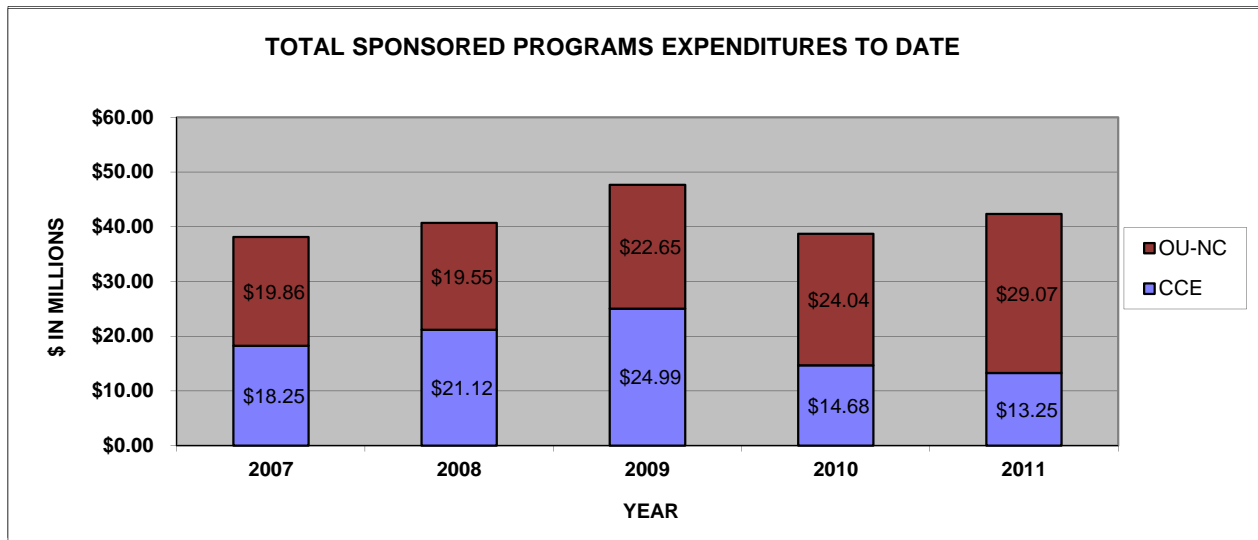
• A gift from the OU Medical Center for the benefit of the HSC General Support Fund	\$ 112,500
• A gift from Rod C. Roberts to support eminently qualified industry Leaders and professionals in the role of adjunct or clinical faculty in the Energy Management Program of the Price College of Business	100,000
• A gift from the Dodson Foundation, Inc. to further support the Rath Dodson Scholarship Fund	40,560
• A gift from the Oklahoma Energy Resources Board (OERB) for the benefit of the OERB Scholarship Fund for Energy Management	38,500
• A gift from the Anne & Henry Zarrow Foundation for the benefit of the OU General Scholarship Fund	15,000
• A gift from the Oklahoma Energy Resources Board (OERB) for the benefit of the OERB Scholarship Fund for Geology and Geophysics	10,500
• Various gifts under \$10,000	8,554
<b>TOTAL GIFTS</b>	<b><u>\$ 325,614</u></b>

## HEALTH SCIENCES CENTER AND NORMAN CAMPUS



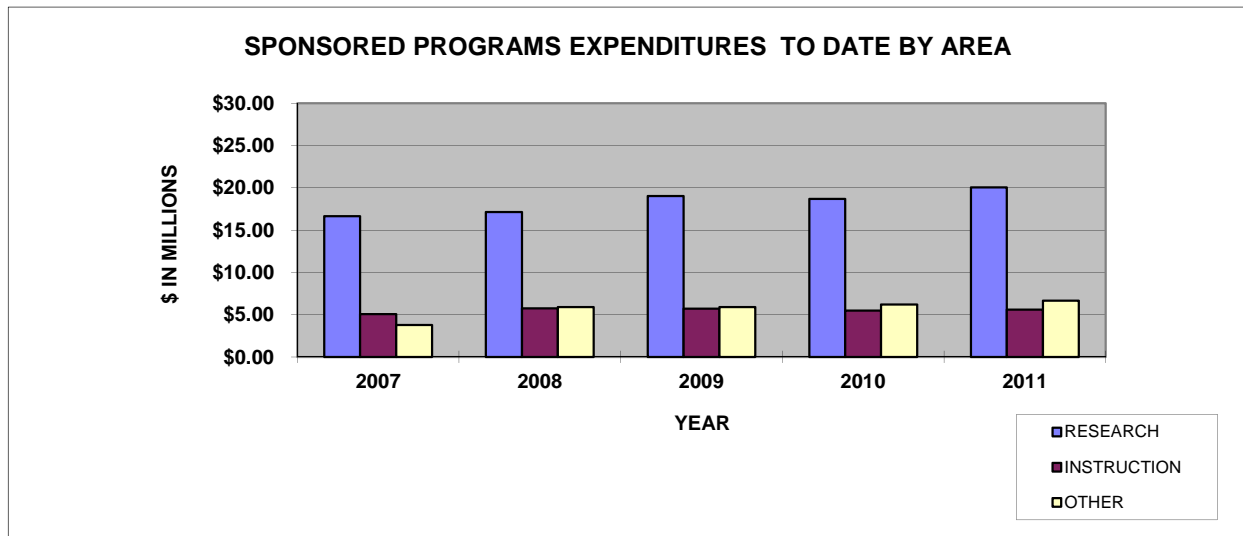
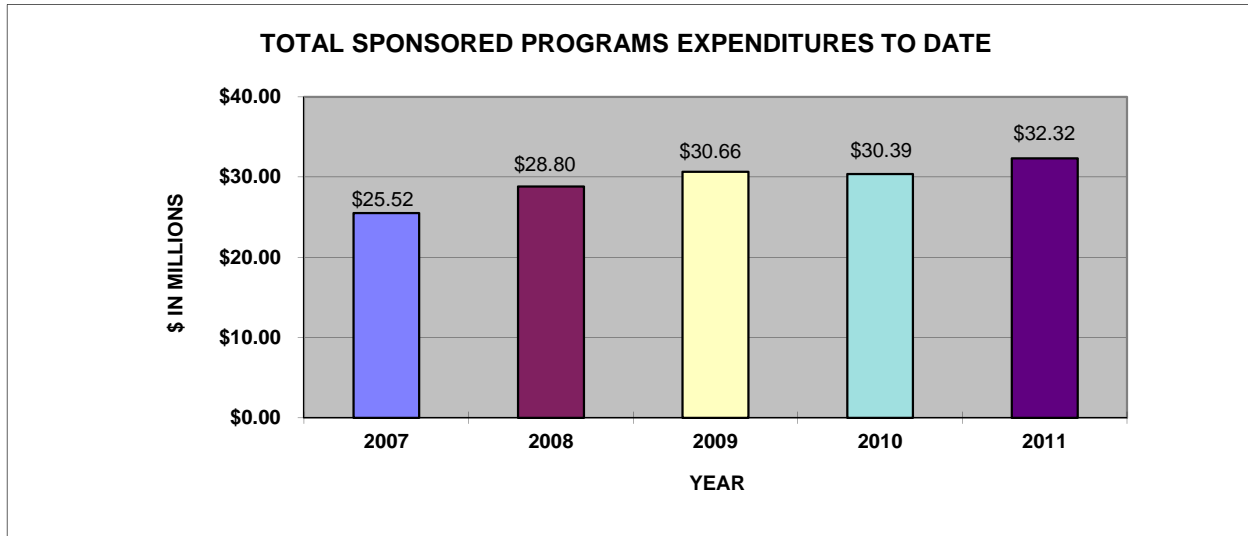
	FY 2011 YEAR	YEAR %CHANGE	FY 2010 YEAR	2010 September	MONTH %CHANGE	2009 September
RESEARCH	\$ 46,157,135	9.88%	\$ 42,007,551	\$ 14,122,371	12.26%	\$ 12,580,519
INSTRUCTION	\$ 5,596,808	2.22%	\$ 5,475,206	\$ 1,812,401	-2.43%	\$ 1,857,632
CCE	\$ 13,246,824	-9.74%	\$ 14,675,681	\$ 4,083,251	-10.66%	\$ 4,570,546
OTHER	\$ 9,636,172	38.74%	\$ 6,945,274	\$ 3,819,150	43.35%	\$ 2,664,218
<b>TOTAL</b>	<b>\$ 74,636,939</b>	<b>8.01%</b>	<b>\$ 69,103,712</b>	<b>\$ 23,837,173</b>	<b>9.99%</b>	<b>\$ 21,672,915</b>

## NORMAN CAMPUS



	FY 2011 YEAR	YEAR %CHANGE	FY 2010 YEAR	2010 September	MONTH %CHANGE	2009 September
RESEARCH	\$ 26,108,875	12.02%	\$ 23,307,397	\$ 7,454,094	5.44%	\$ 7,069,628
INSTRUCTION	\$ -	-	\$ -	\$ -	-	\$ -
CCE	\$ 13,246,824	-9.74%	\$ 14,675,681	\$ 4,083,251	-10.66%	\$ 4,570,546
OTHER	\$ 2,959,734	304.53%	\$ 731,652	\$ 1,559,597	155.73%	\$ 609,868
<b>TOTAL</b>	<b>\$ 42,315,433</b>	<b>9.30%</b>	<b>\$ 38,714,730</b>	<b>\$ 13,096,942</b>	<b>6.91%</b>	<b>\$ 12,250,042</b>

HEALTH SCIENCES CENTER

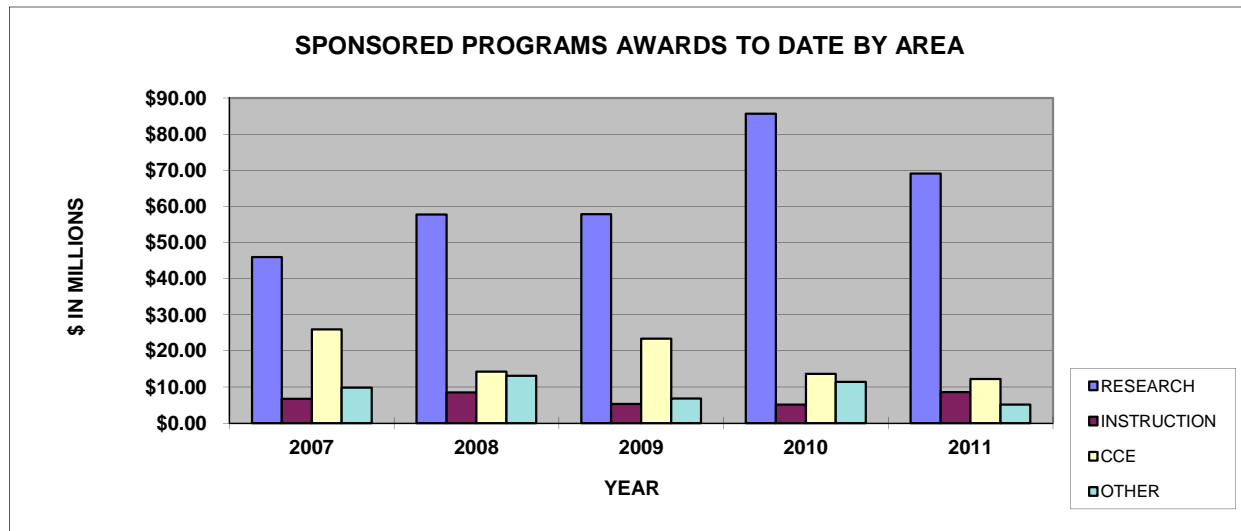
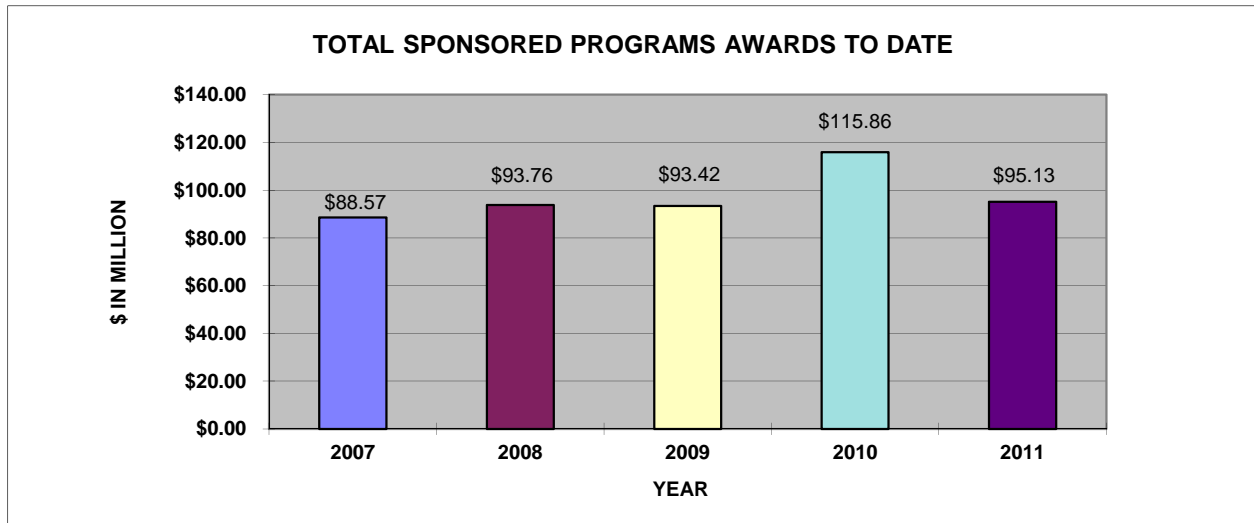


	FY 2011 YEAR	YEAR %CHANGE	FY 2010 YEAR	2010 September	MONTH %CHANGE	2009 September
RESEARCH	\$ 20,048,260	7.21%	\$ 18,700,154	\$ 6,668,277	21.00%	\$ 5,510,891
INSTRUCTION	\$ 5,596,808	2.22%	\$ 5,475,206	\$ 1,812,401	-2.43%	\$ 1,857,632
OTHER	\$ 6,676,438	7.45%	\$ 6,213,622	\$ 2,259,553	9.99%	\$ 2,054,350
<b>TOTAL</b>	<b>\$ 32,321,506</b>	<b>6.36%</b>	<b>\$ 30,388,982</b>	<b>\$10,740,231</b>	<b>13.98%</b>	<b>\$ 9,422,873</b>

HEALTH SCIENCES CENTER

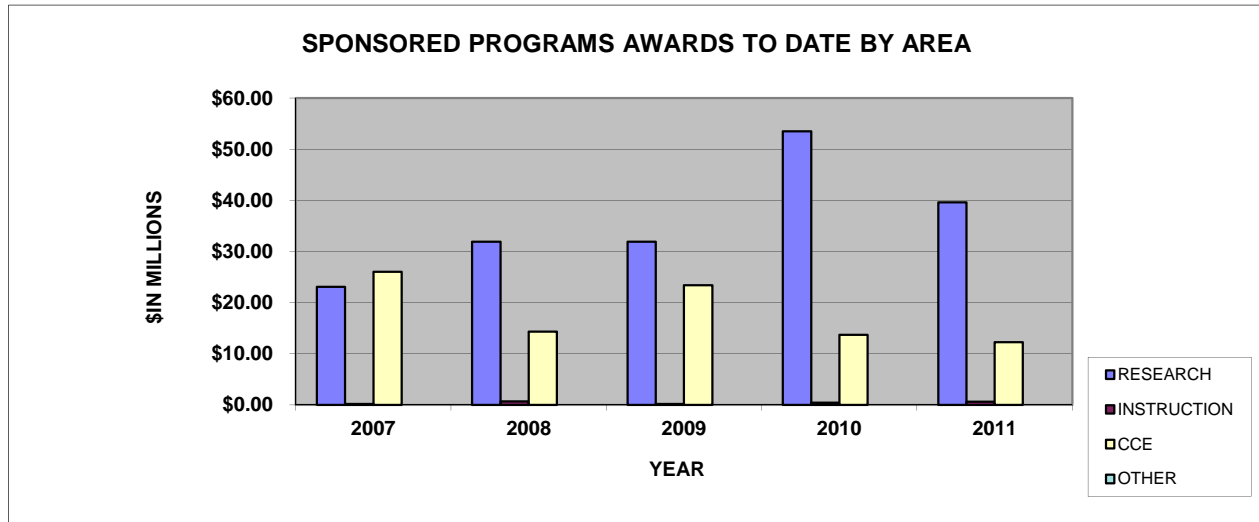
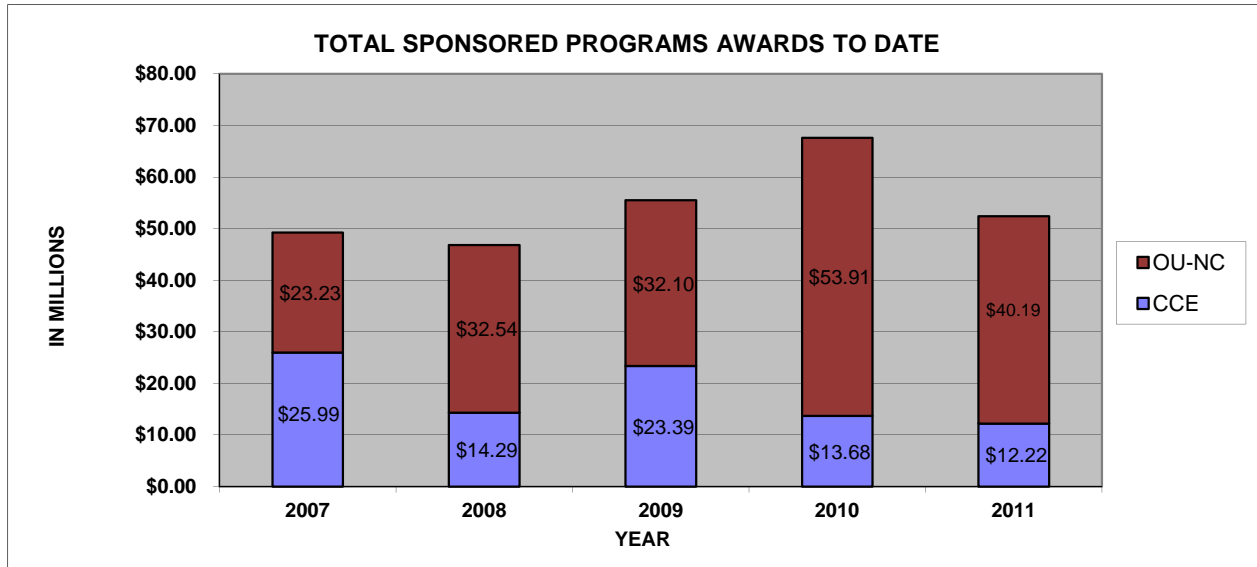


## NORMAN CAMPUS AND HEALTH SCIENCES CENTER



	FY 2011 YEAR	YEAR %CHANGE	FY 2010 YEAR	2010 September	MONTH %CHANGE	2009 September
RESEARCH	\$ 69,157,039	-19.26%	\$ 85,657,474	\$ 28,819,412	-20.56%	\$ 36,277,035
INSTRUCTION	\$ 8,579,355	68.26%	\$ 5,098,726	\$ 5,388,011	941.98%	\$ 517,095
CCE	\$ 12,222,272	-10.68%	\$ 13,683,423	\$ 2,988,465	-59.18%	\$ 7,321,445
OTHER	\$ 5,172,051	-54.72%	\$ 11,422,360	\$ 1,970,697	74.41%	\$ 1,129,915
<b>TOTAL</b>	<b>\$ 95,130,717</b>	<b>-17.89%</b>	<b>\$ 115,861,983</b>	<b>\$ 39,166,585</b>	<b>-13.44%</b>	<b>\$ 45,245,490</b>

## NORMAN CAMPUS



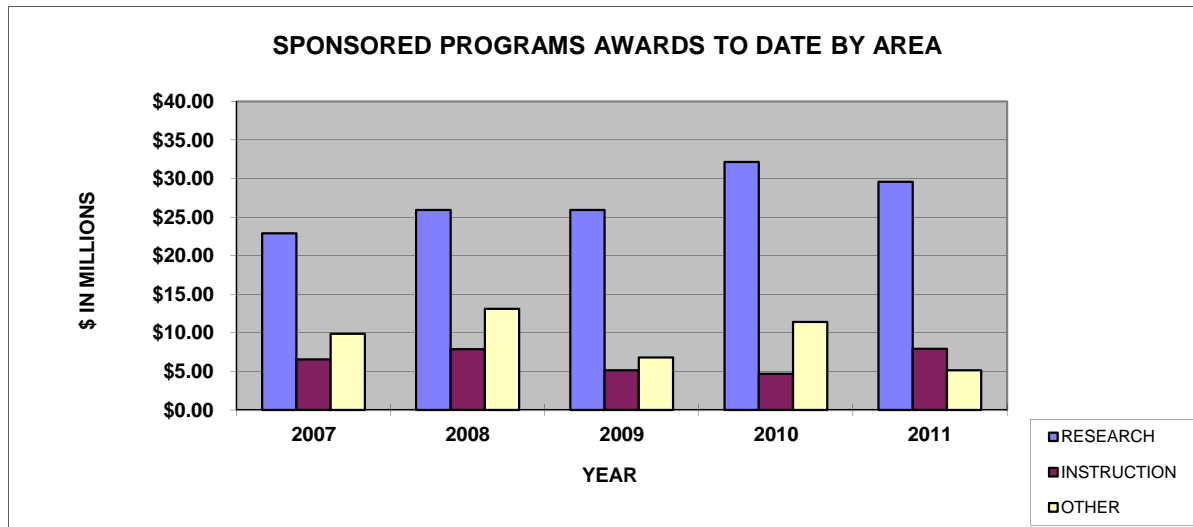
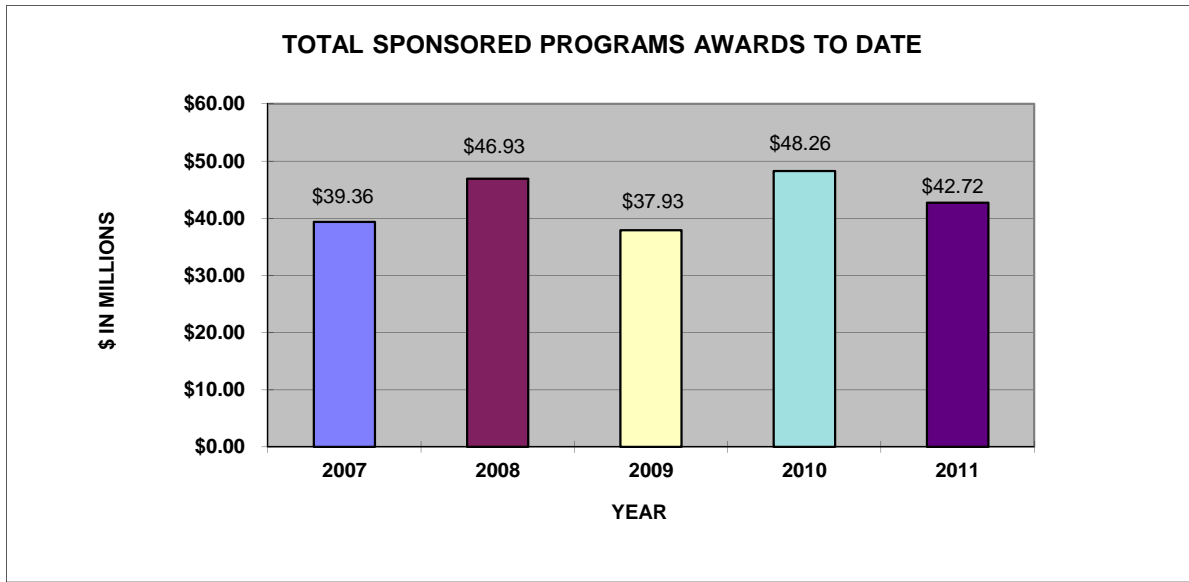
	FY 2011 YEAR	YEAR %CHANGE	FY 2010 YEAR	2010 September	MONTH %CHANGE	2009 September
RESEARCH	\$ 39,565,642	-26.06%	\$ 53,507,989	\$ 17,553,957	-7.04%	\$ 18,884,268
INSTRUCTION	\$ 622,369	53.14%	\$ 406,416	\$ 447,349	100.00%	\$ -
CCE	\$ 12,222,272	-10.68%	\$ 13,683,423	\$ 2,988,465	-59.18%	\$ 7,321,445
<b>TOTAL</b>	<b>\$ 52,410,283</b>	<b>-22.47%</b>	<b>\$ 67,597,828</b>	<b>\$ 20,989,771</b>	<b>-19.90%</b>	<b>\$ 26,205,713</b>

NORMAN CAMPUS

**NORMAN CAMPUS  
REPORT OF CONTRACTS AWARDED (OVER \$250K)  
SEPTEMBER 2010**

<b>AWD #</b>	<b>AGENCY</b>	<b>TITLE</b>	<b>VALUE</b>	<b>PERIOD</b>	<b>PI(S)</b>
110102	NSF	Studies of the Atmospheric Boundary Layer using Numerical Simulations Coupled with Radar/Sodar-based Field Observations	\$757,335	36 Mons.	Chilson, P. - Meteorology
115333100	OK-DHS	OK Independent Living FY2011	\$1,710,490	12 Mons.	Correia, P. - CCE CSNRCYS
115203700	OK-DHS	IT Help Desk FY2010	\$1,042,165	12 Mons.	Funston, B. - CCE CSCPM
110085	G. Kaiser Foun	Tulsa Educare Implementation Study	\$404,658	12 Mons.	Horm, D. - ILAC Tulsa
110084	NSF	Gel-Free DNA Separations in Micro/Nanocapillaries: Modeling and Applications	\$375,000	36 Mons.	Liu, S. - Chemistry/Biochemistry
110086	NSF	MRI: Acquisition of Extensible Petascale Storage for Data Intensive Research	\$792,925	36 Mons.	Neeman, H. - Info Technology
110107	US DOE	Center for Interfacial Reaction Engineering	\$2,379,690	36 Mons.	Resasco, D. - CBME
110103	NSF	The Temporal Dynamics of Hypotheses Generation and Maintenance	\$343,290	36 Mons.	Thomas, R. - Psychology
110100	US DOE EPSCoR	Interband Cascade Photovoltaic Cells	\$600,000	36 Mons.	Yang, R. - ECE
110096	US Dept of Ed	From Community Structure to Functions: Metagenomics-Enabled Predictive Understanding of Temperature Sensitivity of Soil Carbon Decomposition to Climate Warming	\$1,998,713	24 Mons.	Zhou, J. - Botany/Microbiology
<b>TOTAL</b>			<b>\$10,404,266</b>		

## HEALTH SCIENCES CENTER



	FY 2011 YEAR	YEAR %CHANGE	FY 2010 YEAR	2010 September	MONTH %CHANGE	2009 September
RESEARCH	\$ 29,591,397	-7.96%	\$ 32,149,485	\$ 11,265,455	-35.23%	\$ 17,392,767
INSTRUCTION	\$ 7,956,986	69.58%	\$ 4,692,310	\$ 4,940,662	855.47%	\$ 517,095
OTHER	\$ 5,172,051	-54.72%	\$ 11,422,360	\$ 1,970,697	74.41%	\$ 1,129,915
<b>TOTAL</b>	<b>\$ 42,720,434</b>	<b>-11.49%</b>	<b>\$ 48,264,155</b>	<b>\$ 18,176,814</b>	<b>-4.53%</b>	<b>\$ 19,039,777</b>

## HEALTH SCIENCES CENTER

**HEALTH SCIENCES CENTER****REPORT OF CONTRACTS AWARDED (OVER \$250K)**

SEPTEMBER 2010

<b>AWARD NO.</b>	<b>AGENCY</b>	<b>TITLE</b>	<b>VALUE</b>	<b>PERIOD</b>	<b>PI(S)</b>
20042206	Oklahoma Medical Research Foundation	Graduate Research Assistant Scholarship Program	726,000	12 mos.	Tomasek,James J Graduate College SPNSR Prog
20060497	Natl Inst of Dental & Craniofacial Rsch	Sjogren's Model with Anti-Ro/La and Salivary Pathology	285,906	24 mos.	Scofield,Robert H Medicine - Endocrinology
20061945	Natl Inst on Alcohol Abuse & Alcoholism	Preventing Fetal Alcohol Syndrome	415,340	24 mos.	Balachova,Tatiana Peds - Developmental Pediatric
20070740	National Eye Institute	CAP37 and Ocular Inflammation	362,588	12 mos.	Pereira,Anne Pharmaceutical Sci Sponsored
20070780	National Heart, Lung and Blood Institute	Systemic Events in Clostridium Difficile Assoc Disease	364,204	21 mos.	Ballard,Jimmy D. Micro&Immun Grants/SPNSR funds
20081119	Natl Inst of Dental & Craniofacial Rsch	Mechanism of ImmunoreceptorTyrosine-Ba sed Activation	254,576	24 mos.	Humphrey,Mary Beth Medicine - RIA
20081523	National Eye Institute	Mechanism of Photoreceptor Cell Degeneration in Animal	498,048	24 mos.	Naash,Muna Cell Biology
20082461	Oklahoma Medical Research Foundation	Edema Toxin Suppression of Immune Responses	284,179	12 mos.	Ballard,Jimmy D. Micro&Immun Grants/SPNSR funds
20090775	Natl Inst Diabetes Digestive Kidney Dis	Genome-Wide Association Scan to Identify Risk Genes	711,027	24 mos.	Sanghera,Dharambir Kaur Peds - Genetics
20090823	Univ of Kansas Medical Ctr Rsch Inst	Culturally-Tailored Smoking Cessation for Amer Indians	261,974	23 mos.	Beebe,Laura Ann OU Cancer Institute
20090941	Natl Inst Allergy & Infectious Diseases	Dynamics of Therapeutic Response Within the TREAT	305,399	24 mos.	Jarvis,James N Peds - Rheumatology
20091402	Health Resources & Services Admin	Oklahoma Poison Control Center Support and Enhancement	318,118	12 mos.	McGoodwin,Phyllis Lee OK Poison Contr Ctr Sponsored
20091509	Natl Inst Diabetes Digestive Kidney Dis	Isolation and Characterization of Intestinal Stem Cells	441,250	12 mos.	Houchen,Courtney Wayne Medicine - Gastroenterology
20100612	National Eye Institute	Study of the Retinal Pigment Epithelium (RPE) Barrier	370,000	12 mos.	Le,Yun Zheng Medicine - Endocrinology
20100785	National Eye Institute	ER (Endoplasmic Reticulum) Stress & Diabetic Retinopathy	370,000	12 mos.	Zhang,Xin Medicine - Endocrinology
20100804	National Eye Institute	Light Activation of Retinal Insulin Receptor Signaling	370,000	12 mos.	Rajala,Raju VS Raju Rajala
20100805	National Eye Institute	Cytokine Regulation of Photoreceptor Gene Expression	370,000	36 mos.	Ash,John D Ophthalmology
20100897	The George Washington University	STOPP-T2D Adolescents and Youth	1,517,217	12 mos.	Copeland,Kenneth Claud Peds - Diabetes/Endocrinology
20100898	Department of the Army	Hyaluronan Oligosaccharides for the Promotion of Remyeli	255,710	25 mos.	Weigel,Paul H Biochemistry & Molec Biology
20101054	National Heart, Lung and Blood	Prevention of High Fat Diet-Induced Vascular Injury	370,000	58 mos.	Zou,Ming-Hui Vascular Biology

AWARD NO.	AGENCY	TITLE	VALUE	PERIOD	PI(S)
	Institute				
20101430	PATH	Structural Assessment of Recombinant Pneumolysin Toxoid	282,203	19 mos.	Tweten,Rodney Kim Micro&Immun Grants/SPNSR funds
20101661	Bureau of Health Professions	Pediatric Primary Care Residency Training in Behavioral	808,218	60 mos.	Gillaspy,Stephen R General and Community Pediatr
20102128	Office of Public Health Prepared/Respons	Southwest Center Preparedness and Emergency Response	937,657	13 mos.	Elledge,Brenda Louiese Dept. of Occupational & Enviro
20102281	Oklahoma Department of Human Services	Oklahoma Child Welfare Comprehensive Training Program	1,135,090	12 mos.	Gardner,Patricia D Peds - Developmental Pediatric
20102308	Bureau of Health Professions	The Southwest Public Health Training Center	649,750	60 mos.	Boatright,Daniel T Dept. of Occupational & Enviro
20110090	Bureau of Health Professions	Critical Shortage of Oklahoma NPs	807,840	61 mos.	Booton-Hiser,Deborah Alice Academic Programs
20110111	Bureau of Health Professions	Expansion of Physician Assistant Training Program	418,171	61 mos.	Davison,Meredith A. CMT Fam Med
20110500	Bureau of Health Professions	Training in Primary Care Medicine and Dentistry	390,849	12 mos.	Henley,Charles Edward CMT Fam Med
<b>TOTALS:</b>	<b>28</b>		<b>14,281,314</b>		

Fred Jones Jr. Museum of Art  
The University of Oklahoma

RESOLUTION OF PERMANENCE

Whereas, the mission of the University of Oklahoma is “to provide the best possible educational experience for our students through excellence in teaching, research and creative activity, and service to the state and society,” and

Whereas, the Fred Jones Jr. Museum of Art, founded in 1936, has a history of continuous service in sustaining a liberal arts education for OU students and in offering cultural activities to the general public, and

Whereas, the Fred Jones Jr. Museum of Art is under the full-time direction of a professionally competent staff, and

Whereas, the Board of Regents of the University of Oklahoma wishes to declare its support of the continuation of the Fred Jones Jr. Museum of Art in perpetuity, now

BE IT RESOLVED that the Board of Regents of the University of Oklahoma recognizes the Fred Jones Jr. Museum of Art—dedicated to the preservation, exhibition, and interpretation of works of art—as a permanent part of the academic and public service functions of the University of Oklahoma and, in accordance with the professional standards of the American Association of Museums, affirms its continuing support for the Museum’s operation.

Approved by the Board of Regents of the University of Oklahoma: \_\_\_\_(date)\_\_\_\_

Fred Jones Jr. Museum of Art  
The University of Oklahoma

DELEGATION OF AUTHORITY

The President of the University of Oklahoma with the approval of the Board of Regents of the University of Oklahoma hires the director of the Fred Jones Jr. Museum of Art. The director, who reports to the President through the Senior Vice President and Provost of the University of Oklahoma, is responsible for the day-to-day operations of the Museum, including management and preservation of the collections held in public trust. The director is charged with implementing the Museum's mission, promoting its growth and development, planning and supervising the implementation of exhibitions and programs designed to meet the needs of the Museum's diverse publics—the University family, the people of Oklahoma, and national and international audiences—and making the Museum a center for education and scholarship in art. The director shall hire other staff members to assist with the operation of the Museum and its programs.

Approved by the Board of Regents of the University of Oklahoma: \_\_ (date) \_\_



**2010 FIRST AMENDMENT TO**  
**THE UNIVERSITY OF OKLAHOMA SOONER OPTIONS PLAN**

Pursuant to the authority vested in the undersigned, The University of Oklahoma Sooner Options Plan (the “Plan”) is hereby amended as follows:

I.

Section 2.1(f)(i) of the Plan is hereby amended to read as follows:

- “(i) For purposes of coverage under the Medical Plan Option, the Dental Plan Option, and the Health Care Reimbursement Account Option, a Dependent is as defined in Code Section 152, determined without regard to subsections (b)(1), (b)(2), and (d)(1)(B) thereof, and any child to whom Code Section 152(e) applies (regarding a child of divorced parents) is treated as a dependent of both parents. In addition, effective May 1, 2010, Dependent for these purposes will also include a child of the Member who has not attained age 26, whether or not such child is a student or married. For purposes of the preceding sentence and in accordance with Code Section 152(f)(1), a ‘child’ is an individual who is the son, daughter, stepson, stepdaughter, or eligible foster child of the Member, and a child includes both a legally adopted individual of the Member and an individual who is lawfully placed with the Member for legal adoption by the Member.”

II.

Section 5.3(e) of the Plan is hereby amended to add the following new Subsection:

- “(G) Changes in Eligibility for Adult Children. If a Member’s child lost coverage under the Medical Plan Option, the Dental Plan Option, or the Health Care Reimbursement Account Option prior to May 1, 2010 due to age, student status or marital status, and subsequently regains eligibility as a Dependent pursuant to the last two sentences of Section 2.1(f)(i) hereof, then, in accordance with IRS Notice 2010-38, the Member may make or change an election under this Plan to add coverage for such child and to make any corresponding change to the Member’s coverage that is consistent with adding the coverage of the child.”

III.

Part II(C) of the Benefits Options Appendix of the Plan is hereby amended to read as follows:

“C. Under this OPTION, a Member may elect to have the Benefit Dollars allocated to this OPTION applied toward the reimbursement of ‘qualifying medical care expenses’ (as described in this subpart C) which are incurred during the applicable Period of Coverage to which such Benefit Dollars relate and during which the member is a Member under the Plan and has this OPTION in effect under his Sooner Options Election. For this purpose, the term ‘qualifying medical care expense’ shall mean any expense incurred by a member, his spouse or his ‘dependents’ (as defined in Code Section 152) for ‘medical care’ (as defined in Code Section 213(d)), but only to the extent that the member or other person incurring the expense is not reimbursed for such expense through insurance or otherwise under any medical health care plan maintained by the University or any other person (other than reimbursements under this OPTION). Such expenses shall include, without limitation, hospital, prescription medicine, and doctor expenses, routine medical examination expenses, dental care expense (including preventive care), hearing care expenses (including examinations and hearing aids), vision care expense (including examinations, glasses and contact lens), well-baby care expenses, and other medical and dental expenses covered under a medical or health care plan but unpaid due to a deductible, coinsurance or maximum coverage provisions, or not covered under such plan; provided, however, such expenses shall not include any medical care insurance premiums providing for medical care coverage other than such coverage as is provided for under the ordinary operation of the Plan. **Provided, however, effective January 1, 2011, expenses incurred for medicine or drugs shall be treated as a reimbursement for medical expenses only if (i) such medicine or drug requires a prescription, (ii) is available without a prescription (an over-the-counter medicine or drug) and the individual obtains a prescription, or (iii) is insulin. Notwithstanding the preceding sentence, expenses reimbursed by debit cards in accordance with IRS Notice 2010-59(IV) on or before January 15, 2011 will be permitted.** The maximum amount that a Member may have reimbursed under the OPTION with respect to a Period of Coverage shall be the total dollar amount of his Benefit Dollars he has elected to allocate to this OPTION with respect to such Period of coverage; and, the maximum amount subject to reimbursement under this OPTION for such Period of Coverage at any time during such Period of Coverage shall be the total dollar amount of his Benefit Dollars he has elected to allocate to this OPTION for the Period of coverage, less any amounts previously reimbursed to him under this OPTION with respect to such Period of Coverage. A Member shall be required to submit claims for reimbursement under this OPTION on such form or

forms and in such manner as may be prescribed by the Plan Administrator for such reimbursements, including without limitation, any prescribed requirements relating to the substantiation of claims. Such reimbursement claims with respect to a particular Period of Coverage must be submitted by no later than the ninetieth (90<sup>th</sup>) day following the close of the applicable Period of Coverage (including the Grace Period). Qualifying Medical Expenses incurred during a Grace Period shall be reimbursed first from unused Benefit Dollars allocated to the Health Care Reimbursement Account Option for the prior Plan Year, and then from Benefit Dollars for the current Plan Year. Reimbursement claims submitted under this OPTION shall be processed for payment at least as frequently as on a monthly basis and such reimbursement claims must be for minimum amount as may be established by the Plan Administrator from time to time; provided, however, any such minimum claim amount shall not apply for claims submitted during the grace period following the close of the Period of Coverage. In no event shall a Member be entitled to reimbursement for a ‘qualifying medical care expense’ described in this Part II which was incurred during any period of which the Member was not a Member under the Plan with respect to an applicable Period of Coverage or during which he did not have this OPTION in effect under his Sooner Options Election, including, without limitation, any such expense incurred within a particular Period of Coverage but following the date when the Member ceased membership under the Plan with respect to such Period of coverage.”

#### IV.

“Part II(D) of the Benefits Options Appendix of the Plan is hereby amended to read as follows:

- “(D) The maximum Benefit Dollars that a Member may elect to allocate under this OPTION for a 14½-month Period of Coverage shall be \$5,000 (effective January 1, 2013, such amount is \$2,500). If a Member’s Sooner Options election electing this OPTION is in effect for a Period of Coverage of less than 12 months (due to the filing of such Election during such Period of Coverage or to a permitted change made during such Period of Coverage), such annual maximum benefit Dollars amount shall be appropriately adjusted to reflect the actual period of months (or fractions thereof) within such Period of coverage in order to determine the maximum Benefit Dollars that may be allocated to this OPTION for such Period of Coverage.”

V.

Part II of the Benefits Options Appendix of the Plan is hereby amended to add the following new Subsection:

**“(F) Use of Debit Card:**

- a. **Substantiation.** The following procedures shall be applied for purposes of substantiating claimed qualifying medical care after the use of a debit card (‘Debit Card’) to pay the claimed qualifying medical care:
  - (i) If the dollar amount of the transaction at a health care provider equals the dollar amount of the co-payment for that service under the major medical plan of the specific employee-cardholder, the charge is fully substantiated without the need for submission of a receipt or further review.
  - (ii) Recurring expenses that match expenses previously approved as to amount, provider, and time period (e.g., for a Member who refills a prescription drug on a regular basis at the same provider for the same amount) shall be automatically reimbursed, without further review.
  - (iii) If the merchant, service provider, or other independent third-party (e.g., pharmacy benefit manager), at the time and point of sale, provides information to verify to the Plan Administrator (including electronically by e-mail, the internet, intranet, or telephone) that the charge is for a medical expense, the charge is fully substantiated without the need for submission of a receipt or further review.
- b. **Status of Charges.** All charges to a Debit Card, other than co-payments, recurring expenses, and real-time substantiation as described in Subsection (a) above, are treated as conditional pending confirmation of the charge, and additional third-party information, such a merchant or service provider receipts, describing the service or product, the date of the service or sale, and the amount, must be submitted for review and substantiation.
- c. **Correction Procedures for Improper Payments.** In the event that a claim that has been reimbursed and is subsequently identified as not qualifying for reimbursement, the following procedures shall apply:

- (i) First, upon the Plan Administrator's identification of the improper payment, the Member will be required to pay back to the Plan amount equal to the improper payment.
  - (ii) Second, where the Member does not pay back to the Plan the amount of the improper payment, the Employer will have the amount of the improper payment withheld from the Member's wages or other compensation to the extent consistent with applicable law.
  - (iii) Third, if the improper payment still remains outstanding, the Plan may utilize a claim substitution or offset approach to resolve improper claims payments.
  - (iv) If the above correction efforts prove unsuccessful, or are otherwise unavailable, the Member will remain indebted to the Employer for the amount of the improper payment. In that event and consistent with its business practices, the Employer may treat the payment as it would any other business indebtedness.
  - (v) In addition to the above, the University and the Plan may take other actions they may deem necessary, in their sole discretion, to ensure that further violations of the terms of the Debit Card do not occur, including, but not limited to, denial of access to the Debit Card until the indebtedness is repaid by the Member.
- d. Intent to Comply with Rev. Rul. 2003-43. It is the University's intent that any use of Debit Cards to pay qualifying medical care shall comply with the guidelines for use of such cards set forth in Rev. Rul. 2003-43, and this Part III(F) shall be construed and interpreted in a manner necessary to comply with such guidelines."

Except as otherwise provided in this 2010 First Amendment to The University of Oklahoma Sooner Options Plan ("Amendment"), the Plan is hereby ratified and confirmed in all respects. This Amendment shall be effective as of May 1, 2010.

EXECUTED as of the \_\_\_\_ day of \_\_\_\_\_, 2010.

THE UNIVERSITY OF OKLAHOMA

By: \_\_\_\_\_  
 Name: \_\_\_\_\_  
 Title: \_\_\_\_\_

**2010 FIRST AMENDMENT TO THE UNIVERSITY OF OKLAHOMA  
DEFINED CONTRIBUTION RETIREMENT PLAN**

Pursuant to the authority vested in the undersigned, Section 6.1(c) of the University of Oklahoma Defined Contribution Retirement Plan (the "Plan") is hereby amended to add the following language:

"Any Eligible Employee who was employed in the Institution's utility services area on the Institution's Norman, Oklahoma campus on or immediately prior to August 4, 2010 and who became an employee of CORIX Oklahoma, Inc. on or immediately after such date shall be 100% vested and nonforfeitable in all of his Institution Contributions."

Except as otherwise provided in this 2010 First Amendment to the University of Oklahoma Defined Contribution Retirement Plan ("Amendment"), the Plan is hereby ratified and confirmed in all respects. This Amendment shall be effective as of August 4, 2010.

EXECUTED as of the \_\_\_\_ day of \_\_\_\_\_, 2010.

THE UNIVERSITY OF OKLAHOMA

By \_\_\_\_\_  
Name: \_\_\_\_\_  
Title: \_\_\_\_\_

HUSTON HUFFMAN CENTER

JENKINS AVENUE

STINSON STREET

FARMER STREET

LINDSEY STREET

LINCOLN AVENUE

1318 Lincoln Avenue

OHIO STATE

10 20 30 40 50 60 70 80 90 100



SCALE: 1"=100'-0"

0 50' 100'