



Anthracnose and Other Common Leaf Diseases of Deciduous Shade Trees

Sharon von Broembsen
Extension Plant Pathologist

Homeowners are justifiably concerned when foliage of their yard trees becomes diseased, especially when these diseases cause defoliation, twig and limb death, and perhaps death of a tree that has been defoliated several years in a row. Concerned homeowners need information on how to prevent or otherwise control leaf diseases. This fact sheet was produced to help fill this need. This fact sheet describes the symptoms and control of leaf diseases of common deciduous hardwood trees commonly planted in yards. Diseases of coniferous trees (junipers, cedars, pines, etc.) are covered in OSU Extension Fact Sheet EPP-7618, "Common Diseases of Conifers in Oklahoma." Powdery mildew diseases of shade trees are covered in OSU Extension Fact Sheet EPP-7617, "Powdery Mildews of Ornamentals and Fruit, Shade, and Nut Trees." Though the pecan tree is sometimes used as a shade tree, its leaf diseases are not covered here; pecan leaf disease control is discussed in OSU Extension Fact Sheet EPP-7642, "Pecan Diseases: Prevention and Control." Diseases of fruit trees are covered by several OSU Extension Fact Sheets and Current Reports.

Leaf Disease Types

Leaf diseases of deciduous hardwood trees are grouped into six categories, to simplify their identification, as follows¹:

Anthracnose—Irregular dead areas on leaf margins, between and across and/or along veins, often moving onto the shoots and small twigs; sometimes whole leaves are engulfed.

Leaf spot—Dead spot on the leaf that is well defined from healthy tissue.

Leaf blotch—Dead area on the leaf that often diffuses into healthy tissues.

Shot-hole—Loss of dead areas inside of spots that result in a series of holes in the leaf.

Leaf blister—Leaf spot or blotch that is swollen or raised, so that the area appears blisterlike on the upper surface of the leaf.

Powdery mildew—Superficial growth of white to gray-white fungus material on leaves and shoots.

Common Leaf Diseases of Deciduous Trees²

Anthracnose and Leaf Blotch

Ash, green, and red (*Fraxinus* spp.)—The common leafspot and scorch on ash leaves is caused by the ash

Oklahoma Cooperative Extension Fact Sheets
are also available on our website at:
<http://osufacts.okstate.edu>

anthracnose fungus, *Glocosporium aridum*. Large areas of infected leaves, especially along the edges, turn brown. Premature leaf drop may occur.

Birch (*Betula* spp.)—Anthracnose of birch leaves is caused by *Glocosporium betularum*. This fungus causes brown spots with dark brown to black margins.

Maple (*Acer* spp.)—Anthracnose, caused by the fungus *Gloeosporium apocryptum*, can be serious on sugar and silver maples and box-elder, during rainy seasons. Indefinite light brown spots appear early; they may enlarge and run together causing death of infected leaves. Partially-killed leaves appear scorched. The sycamore anthracnose fungus, *Gnomonia Veneta*, also infects maple leaves.

Oak (*Quercus* spp.)—Anthracnose, caused by the fungus *Gnomonia quercina*, is a common disease of oaks. Rainy weather favors infection and defoliation may result. Infected areas frequently run together and cause the appearance of a leaf blotch or blight. The dead areas follow smaller veins and are bounded by larger veins.

Sweetgum (*Liquidambar* spp.)—Anthracnose of sweetgum leaves is caused by the fungus *Gloeosporium nervisequum*. Infection by this fungus causes black areas on the leaves.

Sycamore and London plane tree (*Platanus* spp.)—Anthracnose of sycamore and London plane tree is caused by the fungus, *Gnomonia platani* (Figure 1). The London plane tree is more resistant to anthracnose infection than are sycamore trees. Anthracnose is the most serious disease of sycamore. The first symptoms appear in early spring as the leaves begin to unfurl from the leaf buds, and at this stage the disease may be mistaken for frost damage. Infected leaves that do not drop will develop light brown dead areas, usually along the veins. The spots may enlarge to cover entire leaves and cause premature defoliation.

Walnuts and butternut (*Juglans* spp.)—Anthracnose, sometimes called brown leafspot, is caused by the fungus *Gnomonia leptostyla* (Syn. *Marssonina juglandis*). Anthracnose is a common disease of these trees. Leaflets are infected during the summer and irregular brown spots develop. Defoliation may result.

Leaf Spot Diseases

Ash, green, and red (*Fraxinus* spp.)—Several leaf spot diseases occur on ash, but these are considered to be minor. The most common disease in this group is caused by

¹ Tattar, T.A. 1978. Diseases of Shade Trees. Academic Press, Inc., New York, N.Y.

² Adapted mainly from Pirone, P.P. 1978. Diseases and Pests of Ornamental Plants. Fifth Edition. John Wiley and Sons, New York, N.Y.

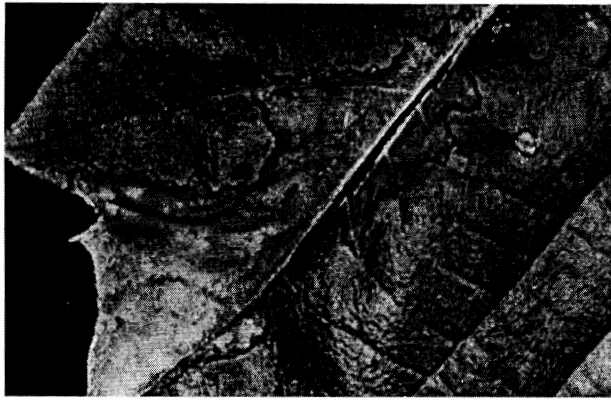


Figure 1. Symptoms of sycamore anthracnose on a mature leaf.

Photo courtesy of Clemson University Extension Service.

Phyllosticta fraxinicola. This fungus causes large, yellowish brown lesions with small black spots developing on the lower side of infected leaves. *Cylindrosporium fraxini* has also been reported in Oklahoma.

Basswood, linden (*Tilia americana*)—A leaf-blight, caused by the fungus *Cercospora microsora*, causes circular brown spots with dark borders. When the spots are very numerous, the entire leaf may turn brown and fall off the tree.

Catalpa (*Catalpa* spp.)—Brown leaf spots are caused by three species of fungi (*Alternaria catalpae*, *Cercospora catalpae*, and *Phyllosticta catalpae*).

Cottonwood, Lombardy poplar, white poplar (*Populus* spp.)—Leaf spots on *Populus* trees are caused by a variety of fungi of which *Marssonina* spp. is the most common. It causes brown spots and premature defoliation. *Septoria* spp. have also been found (Figure 2).

Dogwood (*Cornus* spp.)—Many species of fungi cause leaf spots on dogwood. Two species are found in Oklahoma. *Septoria cornicola* causes brown angular lesions, and the dogwood anthracnose fungus, *Elsinoe corni*, causes small, reddish spots.

Elm (*Ulmus* spp.)—There are many fungi that cause leaf spots of elm. The most common one is blackspot (caused by *Gnomonia ulmea*). The first symptoms of blackspot appear early in the spring as small white or yellow flecks on the upper leaf surface. The flecks enlarge and their centers turn black. If infections are heavy, leaves may drop prematurely. Usually, the disease becomes prevalent in the fall about the time of normal leaf drop and little damage to the tree occurs. Another common leaf spot is anthracnose caused by *Gloeosporium ulmi*. Infections by this fungus results in reddish brown spots.

Hackberry (*Celtis* spp.)—Many fungi cause leaf spots on leaves of hackberry during rainy seasons. These leaf spots are seldom serious enough to require a fungicide application.

Honey locust (*Gleditsia* spp.)—A leaf spot of honey locust is caused by *Melasmia gleditsiae* (*Linospora gleditschiae*). Numerous black fruiting bodies of the fungus form on the lower side of the leaves.

Kentucky coffeetree (*Gymnocladus dioica*)—Three fungi cause leaf spots on leaves of the Kentucky coffeetree, but special control measures are rarely required.

Magnolia (*Magnolia* spp.)—Fifteen species of fungi cause leaf spots on leaves of magnolia trees. *Septoria mag-*

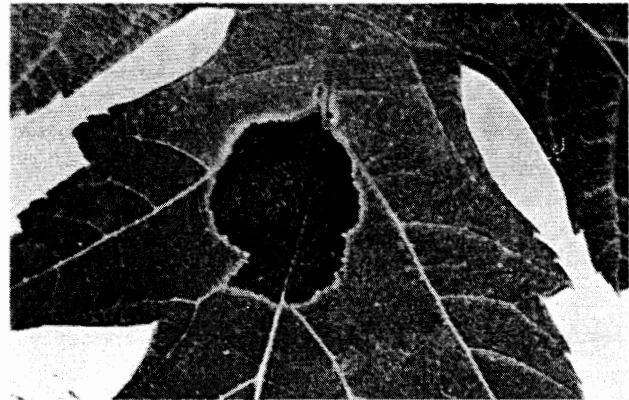


Figure 2. Symptoms of Septoria leaf spot on a poplar leaf.

Photo courtesy of Clemson University Extension Service.

noliae is found most commonly in Oklahoma. It causes brown lesions.

Maple (*Acer* spp.)—Purple-eye leaf spot caused by *Phyllosticta minima* is characterized by large irregular spots with brownish centers and purple-brown margins. Black fruiting structures develop in the center of the spots. The disease is most severe on red, sugar, and silver maples.

The tar spot fungus, *Rhytisma acerinum*, seldom infects street trees, but red maples in forests are frequently infected (Figure 3).

Mulberry (*Morus* spp.)—Leaves of mulberry trees are spotted by two fungi, *Cercospora moricola* and *Cercospora mori*, which cause reddish-brown spots. These diseases are most severe during rainy weather.

A blight of mulberry leaves is caused by a bacterium, *Pseudomonas syringae* pv. *mori*, which at first appears as water-soaked spots. The spots later become sunken and black. The leaves become distorted, and infected leaves on the twig tips wilt and die.

Oak (*Quercus* spp.)—Leaf spots on oak leaves are caused by many fungal species. In Oklahoma, the most common one is caused by *Actinopelte dryina*. Leaf spot diseases rarely cause much damage, as they become numerous only late in the season.

Redbud (*Cercis* spp.)—Redbud has two fungal leaf spot diseases in Oklahoma. Each is caused by a *Cercospora* species (*C. cercidicola*/*Mycosphaerella cercidicola* and *C. cercidis*).

Sweetgum (*Liquidambar* spp.)—A leaf spot disease caused by the fungus *Cercospora liquidambaris* occurs in the southeastern states and Texas and may eventually occur in Oklahoma.

Sycamore and London plane tree (*Platanus* spp.)—Brown and angular leaf spots caused by *Septoria platanifolia* and *Cercospora platanicola* occur on sycamore leaves.

Walnuts and butternut (*Juglans* spp.)—Brown leaf spot, caused by the fungus *Gnomonia leptostyla* (syn. *Marssonina juglandis*), is a common disease of walnuts and butternut. Leaflets are infected in the summer and develop irregular dark brown or blackish spots. Defoliation may result.

Downy spot or yellow leaf blotch, caused by *Microstroma juglandis*, causes a yellow blotching on the upper side of leaves and a matching white coating on the under side of infected leaves.



Figure 3. Symptoms of tar spot disease on a maple leaf.

Photo courtesy of Clemson University Extension Service.

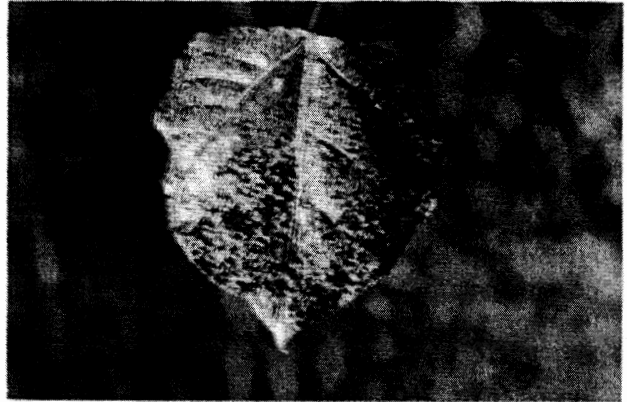


Figure 4. Symptoms of leaf blister on an oak leaf.

Photo courtesy of Clemson University Extension Service.

Leaf Blister

Elm (*Ulmus* spp.)—Leaf curl is caused by *Taphrina ulmi*. Infection by this fungus occurs in early spring and results in small blisters, which eventually cause abnormal leaf development.

Oak (*Quercus* spp.)—During cool, wet springs almost all species of oaks can become infected by the leaf blister fungus, *Taphrina caerulescens*. Circular raised areas occur on the upper leaf surface, causing matching depressions on the lower surface. The raised areas are yellowish-white and the depressed areas are yellowish-brown (Figure 4).

Control

Most leaf diseases of yard trees are controlled by gathering and destroying fallen, infected leaves. Where fallen

diseased leaves have not been destroyed, chemical control is the alternative approach. For suggested fungicides, consult the current circular E-832, OSU Extension Agents' Handbook of Insect, Plant Disease, and Weed Control.

During very rainy springs when leaf diseases become severe, two to three chemical applications, beginning when the leaves are first unfurling from the buds and repeated when the leaves are half grown, and again when the leaves are fully developed, will usually provide good control.

Trees that have been affected by leaf diseases every season should also be well fertilized and watered to maintain vigor. Do not fertilize during early fall. Fertilize only after the trees are dormant.

The Oklahoma Cooperative Extension Service

Bringing the University to You!

The Cooperative Extension Service is the largest, most successful informal educational organization in the world. It is a nationwide system funded and guided by a partnership of federal, state, and local governments that delivers information to help people help themselves through the land-grant university system.

Extension carries out programs in the broad categories of agriculture, natural resources and environment; family and consumer sciences; 4-H and other youth; and community resource development. Extension staff members live and work among the people they serve to help stimulate and educate Americans to plan ahead and cope with their problems.

Some characteristics of the Cooperative Extension system are:

- The federal, state, and local governments cooperatively share in its financial support and program direction.
- It is administered by the land-grant university as designated by the state legislature through an Extension director.
- Extension programs are nonpolitical, objective, and research-based information.
- It provides practical, problem-oriented education for people of all ages. It is designated to take the knowledge of the university to those persons who do not or cannot participate in the formal classroom instruction of the university.
- It utilizes research from university, government, and other sources to help people make their own decisions.
- More than a million volunteers help multiply the impact of the Extension professional staff.
- It dispenses no funds to the public.
- It is not a regulatory agency, but it does inform people of regulations and of their options in meeting them.
- Local programs are developed and carried out in full recognition of national problems and goals.
- The Extension staff educates people through personal contacts, meetings, demonstrations, and the mass media.
- Extension has the built-in flexibility to adjust its programs and subject matter to meet new needs. Activities shift from year to year as citizen groups and Extension workers close to the problems advise changes.

Oklahoma State University, in compliance with Title VI and VII of the Civil Rights Act of 1964, Executive Order 11246 as amended, Title IX of the Education Amendments of 1972, Americans with Disabilities Act of 1990, and other federal laws and regulations, does not discriminate on the basis of race, color, national origin, gender, age, religion, disability, or status as a veteran in any of its policies, practices, or procedures. This includes but is not limited to admissions, employment, financial aid, and educational services.

Issued in furtherance of Cooperative Extension work, acts of May 8 and June 30, 1914, in cooperation with the U.S. Department of Agriculture, Robert E. Whitson, Director of Cooperative Extension Service, Oklahoma State University, Stillwater, Oklahoma. This publication is printed and issued by Oklahoma State University as authorized by the Vice President, Dean, and Director of the Division of Agricultural Sciences and Natural Resources and has been prepared and distributed at a cost of 20 cents per copy. 0607