



Dothistroma Needle Blight of Pine

Jennifer Olson

Assistant Extension Specialist/Plant Disease Diagnostician

Dothistroma needle blight is a serious disease of pine trees in Oklahoma that causes premature needle drop. The disease affects both landscape plantings and pines in windbreaks. Austrian (*Pinus nigra*) and ponderosa (*P. ponderosa*) pines are highly susceptible while Scots or Scotch (*P. sylvestris*) pine is resistant to this disease. When Dothistroma needle blight is left uncontrolled, trees may be weakened and eventually killed.

Symptoms

Although needles are infected in the spring, the symptoms do not develop until the fall. Early symptoms consist of yellow and tan spots that may be bordered by a water-soaked band (Figure 1). As the spots enlarge, the tips of the needles will die while the needle bases remain green (Figure 2). The dead portion of the needle may break off leaving a blunted tip. Needles may be prematurely shed or cast from the tree, especially needles on lower branches (Figure 3). Winter desiccation injury causes symptoms similar to Dothistroma needle blight. However, needles damaged by winter desiccation will show browning of tips to roughly the same point on the needle. The amount of tip browning caused by Dothistroma needle blight is variable (Figure 4).

Disease Cycle

Dothistroma pini is the non-sexual stage of the fungus and is the only stage found in Oklahoma. Conidia (spores) are produced in fruiting structures within the spots or bands on the

Oklahoma Cooperative Extension Fact Sheets
are also available on our website at:
<http://osufacts.okstate.edu>

needles. In late winter, these fruiting structures are visible as small, erumpent black dots along the blighted needles (Figure 5). Fruiting structures mature in mid to late spring and conidia are spread by rain splash through the growing season (May to October). Although infections occur throughout the growing season, symptoms are not evident until fall. Two seasons are required for the pathogen to complete its lifecycle.

Management

Fallen needles should be removed from the ground and discarded in the trash to reduce inoculum (pathogen propagules). This is a method of sanitation and it helps lower disease severity the next season. Sanitation is not completely effective since some needles may remain attached to branches. Fungicides can be applied for preventative control of Dothistroma needle blight. New needles are resistant, but become susceptible by mid-summer. Older needles are susceptible throughout the growing season. A copper containing fungicide can be applied once the new needles are fully expanded (usually mid-May). A second application seven to ten days later may be helpful especially if weather is cool or rainy. Generally, fungicide applications are not needed in the summer, since hot and dry conditions are unfavorable for the disease. Thorough coverage is essential and hiring a tree care professional to treat large trees is advised. If the disease is severe, several years of meticulous treatment may be required to control Dothistroma needle blight.



Figure 1. In the fall, early symptoms of Dothistroma needle blight appear as spots or bands on the needles that may have a water-soaked edge.




Figure 4. The browning of needle tips killed by Dothistroma is variable. Some needles are killed nearly to the base while others are less affected or unaffected.



Figure 2. As the symptoms of Dothistroma needle blight progress, the tips of the needles may turn red brown, while the needle bases remain green.




Figure 5. In late winter, erumpent, black fruiting structures develop on blighted needles.




Figure 3. Premature defoliation (especially of lower needles) often occurs with Dothistroma needle blight.

Oklahoma State University, in compliance with Title VI and VII of the Civil Rights Act of 1964, Executive Order 11246 as amended, and Title IX of the Education Amendments of 1972 (Higher Education Act), the Americans with Disabilities Act of 1990, and other federal and state laws and regulations, does not discriminate on the basis of race, color, national origin, genetic information, sex, age, sexual orientation, gender identity, religion, disability, or status as a veteran, in any of its policies, practices or procedures. This provision includes, but is not limited to admissions, employment, financial aid, and educational services. The Director of Equal Opportunity, 408 Whitehurst, OSU, Stillwater, OK 74078-1035; Phone 405-744-5371; email: eeo@okstate.edu has been designated to handle inquiries regarding non-discrimination policies; Director of Equal Opportunity. Any person (student, faculty, or staff) who believes that discriminatory practices have been engaged in based on gender may discuss his or her concerns and file informal or formal complaints of possible violations of Title IX with OSU's Title IX Coordinator 405-744-9154.

Issued in furtherance of Cooperative Extension work, acts of May 8 and June 30, 1914, in cooperation with the U.S. Department of Agriculture, Director of Oklahoma Cooperative Extension Service, Oklahoma State University, Stillwater, Oklahoma. This publication is printed and issued by Oklahoma State University as authorized by the Vice President for Agricultural Programs and has been prepared and distributed at a cost of 20 cents per copy. Revised 0317 GH.