

Parallel & Cluster Computing

High Throughput Computing

Henry Neeman, Director

OU Supercomputing Center for Education & Research

University of Oklahoma

SC08 Education Program's Workshop on Parallel & Cluster Computing

August 10-16 2008



Okla. Supercomputing Symposium

Tue Oct 7 2008 @ OU

Over 250 registrations already!

Over 150 in the first day, over 200 in the first week, over 225 in the first month.



2003 Keynote:
Peter Freeman
NSF
Computer &
Information
Science &
Engineering
Assistant Director



2004 Keynote:
Sangtae Kim
NSF Shared
Cyberinfrastructure
Division Director



2005 Keynote:
Walt Brooks
NASA Advanced
Supercomputing
Division Director



2006 Keynote:
Dan Atkins
Head of NSF's
Office of
Cyber-
infrastructure



2007 Keynote:
Jay Boisseau
Director
Texas Advanced
Computing Center
U. Texas Austin



2008 Keynote:
José Munoz
Deputy Office
Director/ Senior
Scientific Advisor
Office of Cyber-
infrastructure
National Science
Foundation

FREE! Parallel Computing Workshop

Mon Oct 6 @ OU sponsored by SC08

FREE! Symposium Tue Oct 7 @ OU

<http://symposium2008.oscer.ou.edu/>



SC08 Parallel & Cluster Computing: High Throughput Computing
University of Oklahoma, August 10-16 2008





Outline


- What is High Throughput Computing?
- Tightly Coupled vs Loosely Coupled
- What is Opportunistic Computing?
- Condor
- Grid Computing
- OU's NSF CI-TEAM Project (a word from our sponsors)



SC08 Parallel & Cluster Computing: High Throughput Computing
University of Oklahoma, August 10-16 2008



What is High Throughput Computing?





High Throughput Computing

High Throughput Computing (HTC) means getting lots of work done per large time unit (e.g., jobs per month).

This is different from **High Performance Computing** (HPC), which means getting **a particular job** done in less time (e.g., calculations per second).





Throughput vs Performance

- **Throughput** is a side effect of how much time your job takes from when you first submit it until it completes.
- **Performance** is the factor that controls how much time your jobs takes from when it first starts running until it completes.
- Example:
 - You submit a job at 1:00am on January 1.
 - It starts running at 5:00pm on January 2.
 - It finishes running at 6:00pm on January 2.
 - Its performance is fast; its throughput is slow.



High Throughput on a Cluster?


Is it possible to get high throughput on a cluster?

Sure – it just has to be a cluster that no one else is trying to use!

Normally, a cluster that is shared by many users is fully loaded with jobs all the time. So your throughput depends on when you submit your jobs, and even how many jobs you submit at a time.

Depending on a variety of factors, a job you submit may wait in the queue for anywhere from seconds to days.

Tightly Coupled vs Loosely Coupled



Tightly Coupled vs Loosely Coupled

- **Tightly coupled** means that all of the parallel tasks have to advance forward in lockstep, so they have to communicate frequently.
- **Loosely coupled** means that the parallel tasks can largely or completely ignore each other (little or no communication), and they can advance at different rates.



Tightly Coupled Example

Consider weather forecasting.

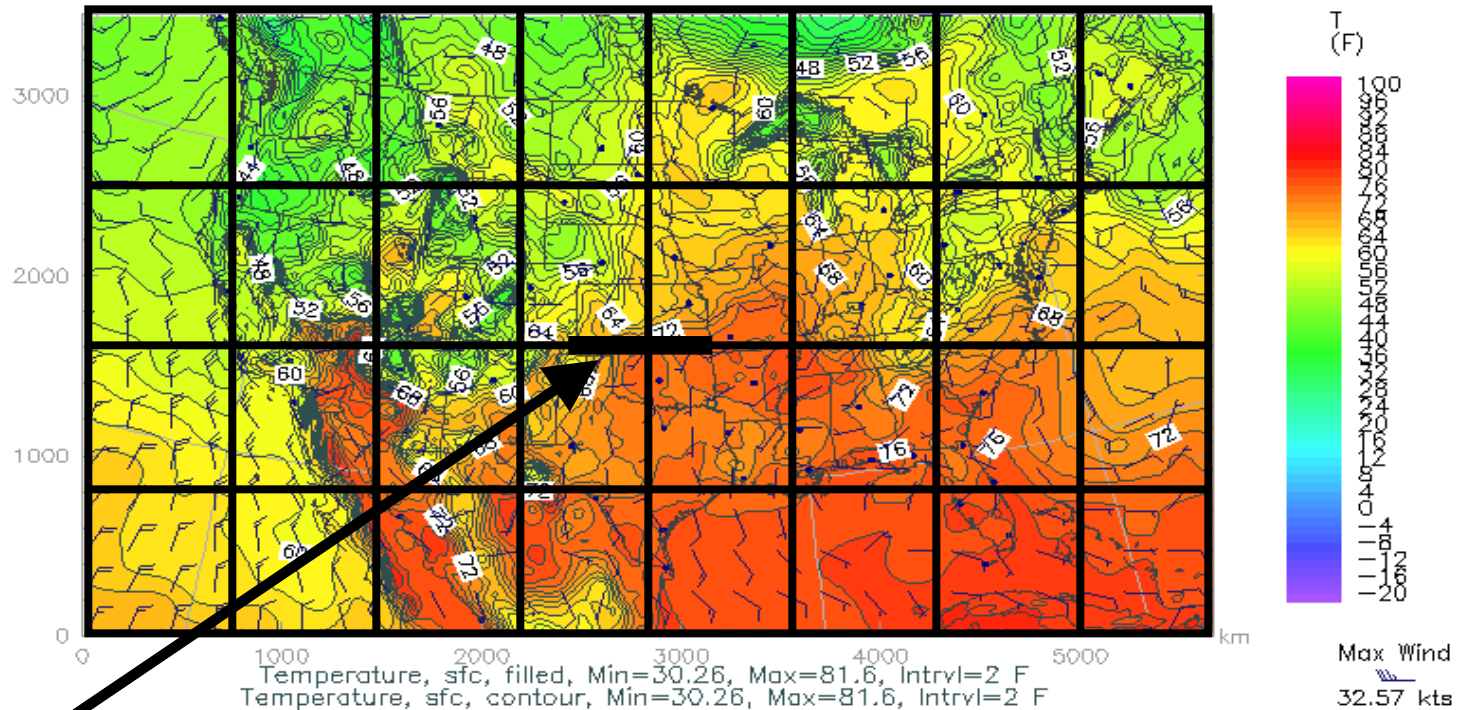
You take your simulation domain – for example, the continental United States – split it up into chunks, and give each chunk to an MPI process.

But, the weather in northern Oklahoma affects the weather in southern Kansas.

So, every single timestep, the process that contains northern Oklahoma has to communicate with the process that contains southern Kansas, so that the interface between the processes has the same weather at the same time.

Tightly Coupled Example

Thu, 25 May 2006, 8 am CDT (13Z)
Surface Temperature



OK/KS boundary

<http://www.caps.ou.edu/wx/p/r/conus/fcst/>



Loosely Coupled Example

An application is known as *embarrassingly parallel*, or *loosely coupled*, if its parallel implementation:

1. can straightforwardly be broken up into roughly equal amounts of work per processor, **AND**
2. has minimal parallel overhead (e.g., communication among processors).

We love embarrassingly parallel applications, because they get near-perfect parallel speedup, sometimes with only modest programming effort.



Monte Carlo Methods

Monte Carlo is a city in the tiny European country Monaco.

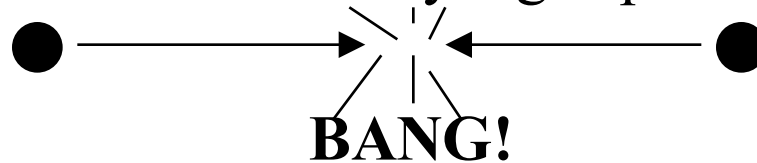
People gamble there; that is, they play games of chance, which involve randomness.

Monte Carlo methods are ways of simulating (or otherwise calculating) physical phenomena based on randomness.

Monte Carlo simulations typically are embarrassingly parallel.

Monte Carlo Methods: Example

Suppose you have some physical phenomenon. For example, consider High Energy Physics, in which we bang tiny particles together at incredibly high speeds.



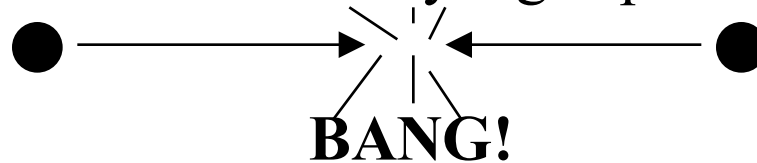
We want to know, say, the average properties of this phenomenon.

There are infinitely many ways that two particles can be banged together.

So, we can't possibly simulate all of them.

Monte Carlo Methods: Example

Suppose you have some physical phenomenon. For example, consider High Energy Physics, in which we bang tiny particles together at incredibly high speeds.



We want to know, say, the average properties of this phenomenon.

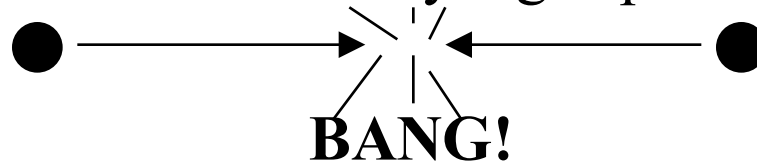
There are infinitely many ways that two particles can be banged together.

So, we can't possibly simulate all of them.

Instead, we can randomly choose a finite subset of these infinitely many ways and simulate only the subset.

Monte Carlo Methods: Example

Suppose you have some physical phenomenon. For example, consider High Energy Physics, in which we bang tiny particles together at incredibly high speeds.



We want to know, say, the average properties of this phenomenon.

There are infinitely many ways that two particles can be banged together.

So, we can't possibly simulate all of them.

The average of this subset will be close to the actual average.



Monte Carlo Methods

In a Monte Carlo method, you randomly generate a large number of example cases (*realizations*) of a phenomenon, and then take the average of the properties of these realizations.

When the realizations' average converges (i.e., doesn't change substantially if new realizations are generated), then the Monte Carlo simulation stops.

This can also be implemented by picking a high enough number of realizations to be sure, mathematically, of convergence.

MC: Embarrassingly Parallel

Monte Carlo simulations are embarrassingly parallel, because each realization is completely independent of all of the other realizations.

That is, if you're going to run a million realizations, then:

1. you can straightforwardly break up into roughly $1M / N_p$ chunks of realizations, one chunk for each of the N_p processes, **AND**
2. the only parallel overhead (e.g., communication) comes from tracking the average properties, which doesn't have to happen very often.

Serial Monte Carlo

Suppose you have an existing serial Monte Carlo simulation:

```
PROGRAM monte_carlo
  CALL read_input(...)
  DO realization = 1, number_of_realizations
    CALL generate_random_realization(...)
    CALL calculate_properties(...)
  END DO
  CALL calculate_average(...)
END PROGRAM monte_carlo
```

How would you parallelize this?

Parallel Monte Carlo: MPI

```
PROGRAM monte_carlo_mpi
  [MPI startup]
  IF (my_rank == server_rank) THEN
    CALL read_input(...)
  END IF
  CALL MPI_Bcast(...)
  number_of_realizations_per_process = &
& number_of_realizations / number_of_processes
  DO realization = 1, number_of_realizations_per_process
    CALL generate_random_realization(...)
    CALL calculate_realization_properties(...)
    CALL calculate_local_running_average(...)
  END DO
  IF (my_rank == server_rank) THEN
    [collect properties]
  ELSE
    [send properties]
  END IF
  CALL calculate_global_average_from_local_averages(...)
  CALL output_overall_average(...)
[MPI shutdown]
END PROGRAM monte_carlo_mpi
```


Parallel Monte Carlo: HTC

Suppose you have an existing serial Monte Carlo simulation:


```
PROGRAM monte_carlo
  CALL read_input(...)
  number_of_realizations_per_job = &
&   number_of_realizations / number_of_jobs
  DO realization = 1, number_of_realizations_per_job
    CALL generate_random_realization(...)
    CALL calculate_properties(...)
  END DO
  CALL calculate_average_for_this_job(...)
  CALL output_average_for_this_job(...)
END PROGRAM monte_carlo
```

To parallelize this for **HTC**, simply submit **number_of_jobs** jobs, and then at the very end run a little program to calculate the overall average.

What is Opportunistic Computing?



Desktop PCs Are Idle Half the Day



Desktop PCs tend to be active during the workday.



But at night, during most of the year, they're idle. So we're only getting half their value (or less).



Supercomputing at Night

A particular institution – say, OU – has lots of desktop PCs that are **idle during the evening and during intersessions.**

Wouldn't it be great to put them to work on something **useful** to our institution?

That is: What if they could pretend to be a big supercomputer **at night**, when they'd **otherwise be idle anyway**?

This is sometimes known as **opportunistic computing**: When a desktop PC is otherwise idle, you have an opportunity to do number crunching on it.



Supercomputing at Night Example

SETI – the Search for Extra-Terrestrial Intelligence – is looking for evidence of green bug-eyed monsters on other planets, by mining radio telescope data.

SETI@home runs number crunching software as a screensaver on idle PCs around the world (1.6 million PCs in 231 countries):

<http://setiathome.berkeley.edu/> 

There are **many similar projects**:

- folding@home (protein folding)
- climateprediction.net
- Einstein@Home (Laser Interferometer Gravitational wave Observatory)
- Cosmology@home
- ...

BOINC

The projects listed on the previous page use a software package named BOINC (**B**erkeley **O**pen **I**nfrastructure for **N**etwork **C**omputing), developed at the University of California, Berkeley:

<http://boinc.berkeley.edu/>



To use BOINC, you have to insert calls to various BOINC routines into your code. It looks a bit similar to MPI:

```
int main ()
{ /* main */
    ...
    boinc_init();
    ...
    boinc_finish(...);
} /* main */
```

Condor



Condor is Like BOINC

- Condor steals computing time on existing desktop PCs when they're idle.
- Condor runs in background when no one is sitting at the desk.
- Condor allows an institution to get much more value out of the hardware that's already purchased, because there's little or no idle time on that hardware – all of the idle time is used for number crunching.



Condor is Different from BOINC

- To use Condor, **you don't need to rewrite your software** to add calls to special routines; in BOINC, you do.
- Condor **works great under Unix/Linux**, but less well under Windows or MacOS (more on this presently); BOINC works well under all of them.
- It's **non-trivial to install Condor** on your own personal desktop PC; it's straightforward to install a BOINC application such as SETI@home.

Useful Features of Condor

- **Opportunistic** computing: Condor steals time on existing desktop PCs when they're otherwise not in use.
- Condor **doesn't require any changes to the software.**
- Condor can **automatically checkpoint** a running job: every so often, Condor saves to disk the state of the job (the values of all the job's variables, plus where the job is in the program).
- Therefore, Condor can **preempt** running jobs if more important jobs come along, or if someone sits down at the desktop PC.
- Likewise, Condor can **migrate** running jobs to other PCs, if someone sits at the PC or if the PC crashes.
- And, Condor can do all of its **I/O over the network**, so that the job on the desktop PC doesn't consume the desktop PC's local disk.

Condor Pool @ OU

OU IT has deployed a large Condor pool
(775 desktop PCs in dozens of labs around campus).

OU's Condor pool provides a huge amount of
computing power – more than OSCER's big
cluster:

- if OU were a state, we'd be the 10th largest
state in the US;
- if OU were a country, we'd be the 8th largest
country in the world.

The hardware and software cost is zero, and the
labor cost is modest.

Also, we've been seeing empirically that lab PCs
are available for Condor jobs about 80% of the time.



Condor Limitations

- The Unix/Linux version has **more features** than Windows or MacOS, which are referred to as “clipped.”
- Your code **shouldn't be parallel** to do opportunistic computing (MPI requires a fixed set of resources throughout the entire run), and it shouldn't try to do any funky communication (e.g., opening sockets).
- For a Red Hat Linux Condor pool, you have to be able to **compile your code** with gcc, g++, g77 or NAG f95.
- Also, depending on the PCs that have Condor on them, you may have limitations on, for example, how big your jobs' RAM footprint can be.



Running a Condor Job

Running a job on Condor pool is a lot like running a job on a cluster:

1. You compile your code using the compilers appropriate for that resource.
2. You submit a batch script to the Condor system, which decides when and where your job runs, magically and invisibly.

Sample Condor Batch Script

```
Universe      = standard
Executable    = /home/hneeman/NBody/nbody_compiled_for_condor
Notification  = Error
Notify_User   = hneeman@ou.edu
Arguments     = 1000 100
Input         = /home/hneeman/NBody/nbody_input.txt
Output        = nbody_$(Cluster)_$(Process)_out.txt
Error         = nbody_$(Cluster)_$(Process)_err.txt
Log           = nbody_$(Cluster)_$(Process)_log.txt
InitialDir    = /home/hneeman/NBody/Run001
Queue
```

The batch submission command is **condor_submit**, used like so:

```
condor_submit nbody.condor
```

Linux Condor on Windows PCs?

If OU's Condor pool uses Linux, how can it be installed in OU IT PC labs? Don't those run Windows?

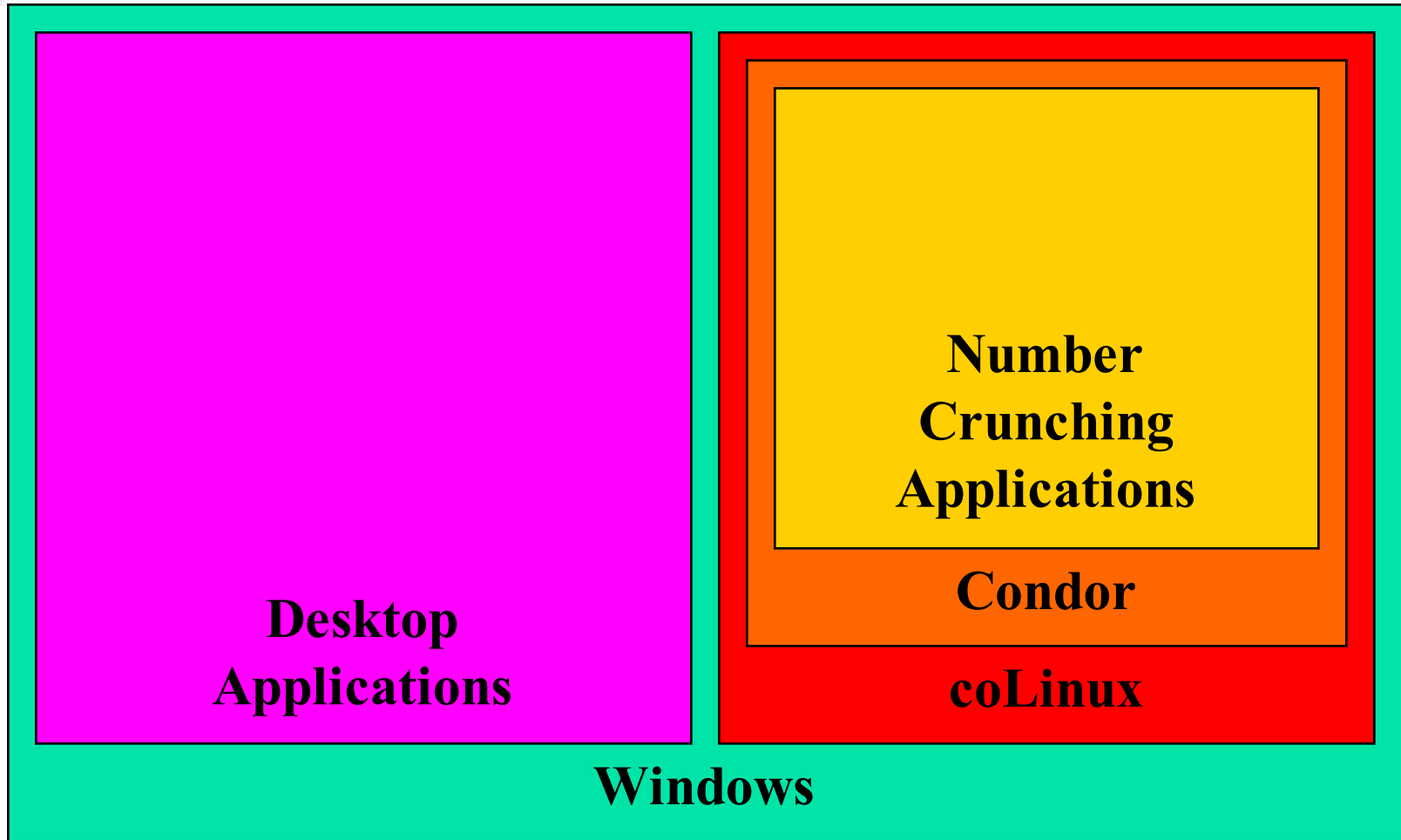
Yes.

Our solution is to run Linux inside Windows, using a piece of software named coLinux (“Cooperative Linux”):

<http://www.colinux.org/>



Condor inside Linux inside Windows



Advantages of Linux inside Windows

- Condor is full featured rather than clipped.
- Desktop users have a full Windows experience, without even being aware that coLinux exists.
- A little kludge helps Condor watch the keyboard, mouse and CPU level of Windows, so that Condor jobs don't run when the PC is otherwise in use.

Want to try it yourself?

http://www.oscer.ou.edu/CondorInstall/condor_colinux_howto.php





Grid Computing



What is Grid Computing?

The term *grid computing* is poorly defined, but the best definition I've seen so far is:

“a distributed, heterogeneous operating system.”

A *grid* can consist of:

- compute resources;
- storage resources;
- networks;
- data collections;
- shared instruments;
- sensor networks;
- and so much more

Grid Computing is Like and Unlike ...

IBM's website has a very good description of grid computing:

- ***“Like the Web, grid computing keeps complexity hidden: multiple users enjoy a single, unified experience.***
- ***“Unlike the Web, which mainly enables communication, grid computing enables full collaboration toward common ... goals.***
- ***“Like peer-to-peer, grid computing allows users to share files.***
- ***“Unlike peer-to-peer, grid computing allows many-to-many sharing – not only files but other resources as well.***
- ***“Like clusters and distributed computing, grids bring computing resources together.***
- ***“Unlike clusters and distributed computing, which need physical proximity and operating homogeneity, grids can be geographically distributed and heterogeneous.***
- ***“Like virtualization technologies, grid computing enables the virtualization of IT resources.***
- ***“Unlike virtualization technologies, which virtualize a single system, grid computing enables the virtualization of vast and disparate IT resources.”***

http://www-03.ibm.com/grid/about_grid/what_is.shtml





Condor is Grid Computing

Condor creates a grid out of disparate desktop PCs.

(Actually, they don't have to be desktop PCs; they don't even have to be PCs. You can use Condor to schedule a cluster, or even on a big iron supercomputer.)

From a user's perspective, all of the PCs are essentially invisible; the user just knows how to submit a job, and everything happens magically and invisibly, and at some point the job is done and a result appears.





OU's NSF CI-TEAM Project





OU's NSF CI-TEAM Project

OU recently received a grant from the National Science Foundation's Cyberinfrastructure Training, Education, Advancement, and Mentoring for Our 21st Century Workforce (CI-TEAM) program.

Objectives:

- Provide Condor resources to the national community
- Teach users to use Condor and sysadmins to deploy and administer it
- Teach bioinformatics students to use BLAST over Condor



SC08 Parallel & Cluster Computing: High Throughput Computing
University of Oklahoma, August 10-16 2008



OU NSF CI-TEAM Project

Cyberinfrastructure Education for Bioinformatics and Beyond

Objectives:

- **teach** students and faculty to use **FREE** Condor middleware, stealing computing time on idle PCs;
- **teach** system administrators to deploy and maintain Condor on PCs;
- **teach** bioinformatics students to use BLAST on Condor;
- **provide** Condor Cyberinfrastructure to the national community (**FREE**).



OU will provide:

- **Condor pool** of 775 desktop PCs (already part of the **Open Science Grid**);
- **Supercomputing in Plain English** workshops via videoconferencing;
- Cyberinfrastructure **rounds** (consulting) via videoconferencing;
- **drop-in CDs** for installing full-featured Condor on a Windows PC (Cyberinfrastructure for **FREE**);
- **sysadmin consulting** for installing and maintaining Condor on desktop PCs.

OU's team includes: High School, Minority Serving, 2-year, 4-year, masters-granting; 18 of the 32 institutions are in 8 EPSCoR states (AR, DE, KS, ND, NE, NM, OK, WV).

OU NSF CI-TEAM Project

Participants at OU

(29 faculty/staff in 16 depts)

- Information Technology
 - OSCER: Neeman (PI)
- College of Arts & Sciences
 - Botany & Microbiology: Conway, Wren
 - Chemistry & Biochemistry: **Roe (Co-PI)**, Wheeler
 - Mathematics: White
 - Physics & Astronomy: Kao, **Severini (Co-PI)**, Skubic, Strauss
 - Zoology: Ray
- College of Earth & Energy
 - Sarkeys Energy Center: Chesnokov
- College of Engineering
 - Aerospace & Mechanical Engr: Striz
 - Chemical, Biological & Materials Engr: Papavassiliou
 - Civil Engr & Environmental Science: Vieux
 - Computer Science: Dhall, Fagg, Hougen, Lakshmivarahan, McGovern, Radhakrishnan
 - Electrical & Computer Engr: Cruz, Todd, Yeary, Yu
 - Industrial Engr: Trafalis
- OU Health Sciences Center, Oklahoma City
 - Biochemistry & Molecular Biology: Zlotnick
 - Radiological Sciences: **Wu (Co-PI)**
 - Surgery: Gusev

Participants at other institutions

(62 faculty/staff at 31 institutions in 18 states)

1. California State U Pomona (masters-granting, minority serving): Lee
2. Colorado State U: Kalkhan
3. Contra Costa College (CA, 2-year, minority serving): Murphy
4. Delaware State U (masters, EPSCoR): Lin, Mulik, Multnovic, Pokrajac, Rasamny
5. Earlham College (IN, bachelors): Peck
6. East Central U (OK, masters, EPSCoR): Crittell, Ferdinand, Myers, Walker, Weirick, Williams
7. Emporia State U (KS, masters-granting, EPSCoR): Ballester, Pheatt
8. Harvard U (MA): King
9. Kansas State U (EPSCoR): Andresen, Monaco
10. Langston U (OK, masters, minority serving, EPSCoR): Snow, Tadesse
11. Longwood U (VA, masters): Talaiver
12. Marshall U (WV, masters, EPSCoR): Richards
13. Navajo Technical College (NM, 2-year, tribal, EPSCoR): Ribble
14. Oklahoma Baptist U (bachelors, EPSCoR): Chen, Jett, Jordan
15. Oklahoma Medical Research Foundation (EPSCoR): Wren
16. Oklahoma School of Science & Mathematics (high school, EPSCoR): Samadzadeh
17. Purdue U (IN): Chaubey
18. Riverside Community College (CA, 2-year): Smith
19. St. Cloud State University (MN, masters): J. Herath, S. Herath, Guster
20. St. Gregory's U (OK, 4-year, EPSCoR): Meyer
21. Southwestern Oklahoma State U (masters, EPSCoR, tribal): Linder, Moseley, Pereira
22. Syracuse U (NY): Stanton
23. Texas A&M U-Corpus Christi (masters): Scherger
24. U Arkansas Fayetteville (EPSCoR): Apon
25. U Arkansas Little Rock (masters, EPSCoR): Hall, Jennings, Ramaswamy
26. U Central Oklahoma (masters-granting, EPSCoR): Lemley, Wilson
27. U Illinois Urbana-Champaign: Wang
28. U Kansas (EPSCoR): Bishop, Cheung, Harris, Ryan
29. U Nebraska-Lincoln (EPSCoR): Swanson
30. U North Dakota (EPSCoR): Bergstrom, Hoffman, Majidi, Moreno, Peterson, Simmons, Wiggen, Zhou
31. U Northern Iowa (masters-granting): Gray

E M E W

SC08 Parallel & Cluster Computing: High Throughput Computing

University of Oklahoma, August 10-16 2008





NSF CI-TEAM Grant

“Cyberinfrastructure Education for Bioinformatics and Beyond” (\$250,000, 12/01/2006 – 11/30/2008)

OSCER received a grant from the National Science Foundation’s Cyberinfrastructure Training, Education, Advancement, and Mentoring for Our 21st Century Workforce (CI-TEAM) program.



SC08 Parallel & Cluster Computing: High Throughput Computing
University of Oklahoma, August 10-16 2008





OU's NSF CI-TEAM Grant

“Cyberinfrastructure Education for Bioinformatics and Beyond” (\$249,976)

Objectives:

- Provide Condor resources to the national community.
- Teach users to use Condor.
- Teach sysadmins to deploy and administer Condor.
- Teach supercomputing to everyone!
- Teach bioinformatics students to use BLAST on Condor.

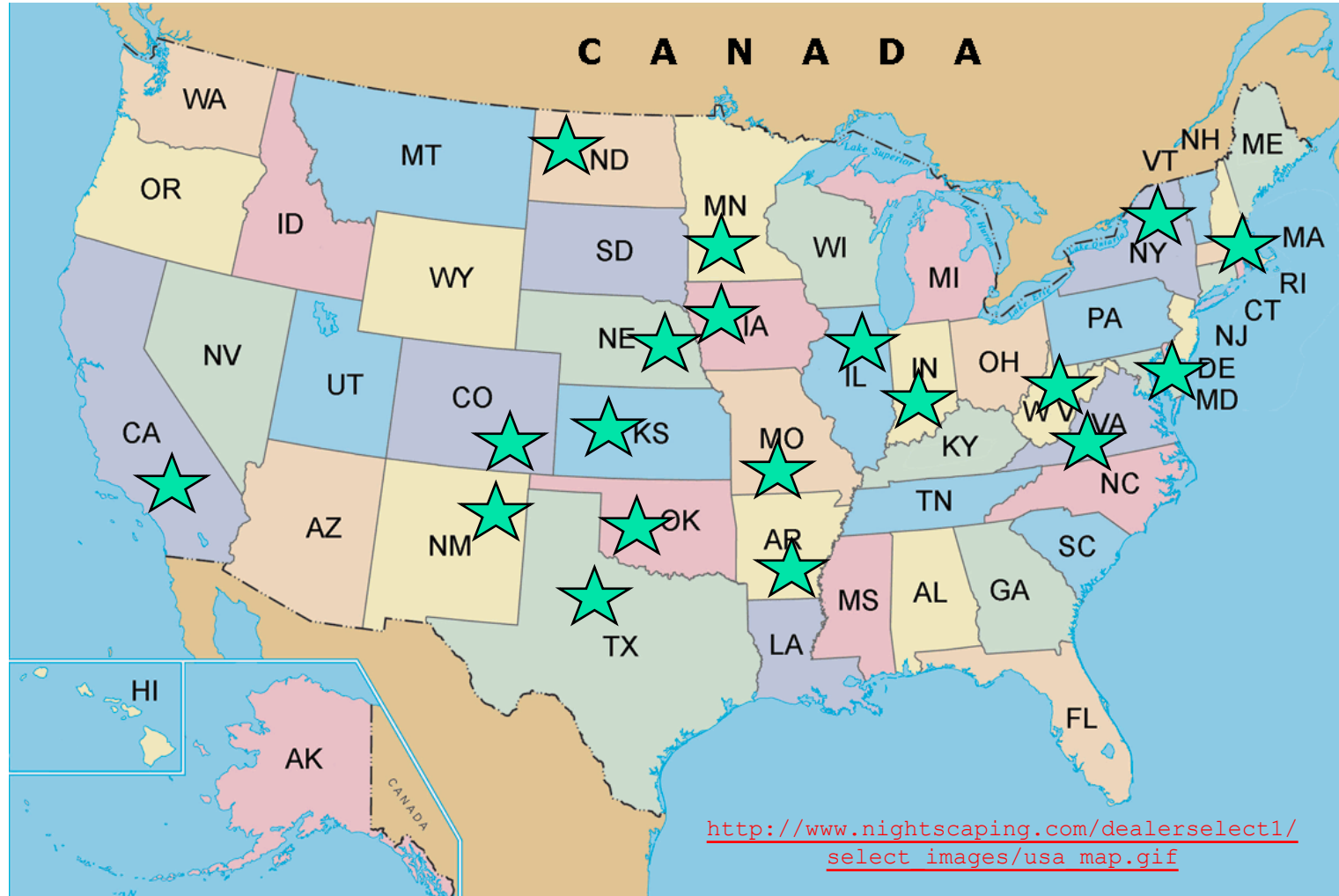
You can join!



SC08 Parallel & Cluster Computing: High Throughput Computing
University of Oklahoma, August 10-16 2008



NSF CI-TEAM Participants



SC08 Parallel & Cluster Computing: High Throughput Computing
University of Oklahoma, August 10-16 2008





NSF CI-TEAM Grant

“Cyberinfrastructure Education for Bioinformatics and Beyond” (\$250,000)

OSCER is providing “Supercomputing in Plain English” workshops via videoconferencing starting in Fall 2007.

~180 people at 29 institutions across the US and Mexico, via:

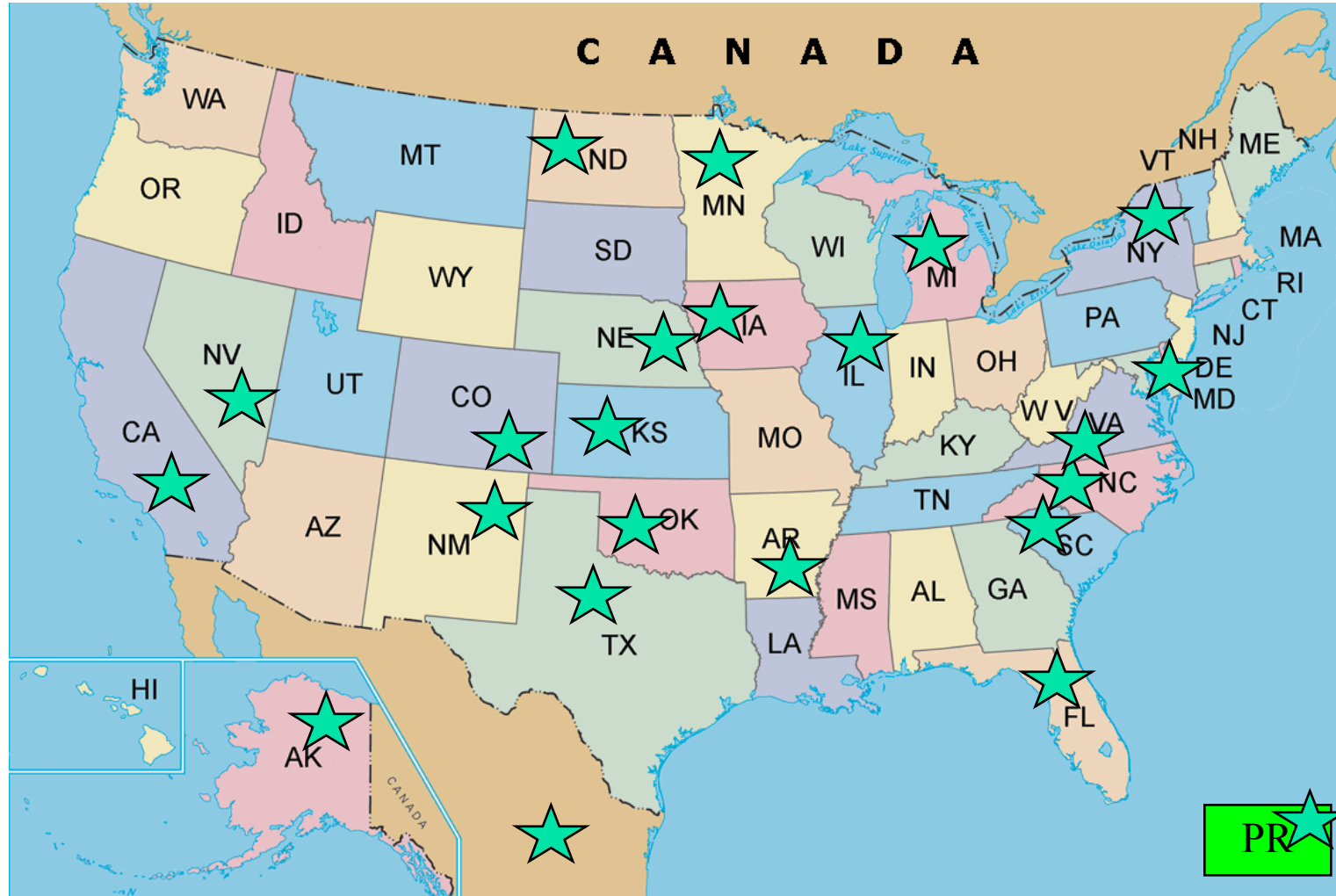
- Access Grid
- VRVS
- iLinc
- QuickTime
- Phone bridge (land line)



SC08 Parallel & Cluster Computing: High Throughput Computing
University of Oklahoma, August 10-16 2008



SiPE Workshop Participants 2007



SC08 Parallel & Cluster Computing: High Throughput Computing
University of Oklahoma, August 10-16 2008





NSF CI-TEAM Grant

“Cyberinfrastructure Education for Bioinformatics and Beyond” (\$250,000)

OSCER will be providing supercomputing rounds via videoconferencing starting in 2008.

INTERESTED? Contact Henry (hneeman@ou.edu)



SC08 Parallel & Cluster Computing: High Throughput Computing
University of Oklahoma, August 10-16 2008





NSF CI-TEAM Grant

“Cyberinfrastructure Education for Bioinformatics and Beyond” (\$250,000)

OSCER has produced software for installing Linux-enabled Condor inside a Windows PC.

INTERESTED? Contact Henry (hneeman@ou.edu)



SC08 Parallel & Cluster Computing: High Throughput Computing
University of Oklahoma, August 10-16 2008





NSF CI-TEAM Grant

“Cyberinfrastructure Education for Bioinformatics and Beyond” (\$250,000)

OSCER is providing help on installing Windows as the native host OS, coLinux inside Windows, Linux inside coLinux and Condor inside Linux.

INTERESTED? Contact Henry (hneeman@ou.edu)



SC08 Parallel & Cluster Computing: High Throughput Computing
University of Oklahoma, August 10-16 2008



Okla. Supercomputing Symposium

Tue Oct 7 2008 @ OU
Over 250 registrations already!

Over 150 in the first day, over 200 in the first week, over 225 in the first month.



2003 Keynote:
Peter Freeman
NSF
Computer &
Information
Science &
Engineering
Assistant Director



2004 Keynote:
Sangtae Kim
NSF Shared
Cyberinfrastructure
Division Director




2005 Keynote:
Walt Brooks
NASA Advanced
Supercomputing
Division Director



2006 Keynote:
Dan Atkins
Head of NSF's
Office of
Cyber-
infrastructure



2007 Keynote:
Jay Boisseau
Director
Texas Advanced
Computing Center
U. Texas Austin



2008 Keynote:
José Munoz
Deputy Office
Director/ Senior
Scientific Advisor
Office of Cyber-
infrastructure
National Science
Foundation

FREE! Parallel Computing Workshop
Mon Oct 6 @ OU sponsored by SC08
FREE! Symposium Tue Oct 7 @ OU

<http://symposium2008.oscer.ou.edu/>



SC08 Parallel & Cluster Computing: High Throughput Computing
University of Oklahoma, August 10-16 2008





To Learn More Supercomputing

<http://www.oscer.ou.edu/education.php>



SC08 Parallel & Cluster Computing: High Throughput Computing
University of Oklahoma, August 10-16 2008



**Thanks for your
attention!**



Questions?