

STUDIES INTO THE CONTROL OF THE
SQUASH BUG ANASA TRISTIS DEGEER

By

JIM T. CRISWELL

Bachelor of Science
Oklahoma State University
Stillwater, Oklahoma
1972

Master of Science
Oklahoma State University
Stillwater, Oklahoma
1974

Submitted to the Faculty of the
Graduate College of the
Oklahoma State University
in partial fulfillment of
the requirements for
the Degree of
DOCTOR OF PHILOSOPHY
May, 1987

Thesis
1987D
C933s
cop. 2



STUDIES INTO THE CONTROL OF THE
SQUASH BUG ANASA TRISTIS DEGEER

Thesis Approved:

W. Scott Fitch

Thesis Adviser

James E. Motes

Ronald W. McFew

William A. Drew

Norman N. Durham

Dean of the Graduate College

PREFACE

This dissertation is presented in four parts. Chapter I provides a general introduction to the squash bug and its importance in Oklahoma squash production. Chapter II, entitled "Field Test for Screening Insecticides Against the Squash Bug, Anasa tristis," was designed to evaluate five different insecticides for their control of various life stages of A. tristis. Chapter III, "Bioassay of Three Insecticides on Six Life Stages of the Squash Bug," was undertaken to further investigate the toxicity of three insecticides that showed promise for controlling the squash bugs in Chapter II. The final division is Chapter IV, "Evaluations of Carbofuran in the Greenhouse and the Field for Control of the Squash Bug," which was designed to evaluate a systemic insecticide for controlling the nymphal and adult life stages of the squash bug. These three studies are an attempt to answer some of the questions relating to squash bug control failures.

These investigations would not have been completed without the assistance and guidance from many people. I would like to express my sincere appreciation to Dr. W. Scott Fargo for his guidance, assistance, understanding, and patience through this study. Dr. Ronald McNew provided his

time and expertise on statistical analyses and my gratitude is expressed for his efforts. Special appreciation is directed toward Mr. Andronikos Mauromoustakos who greatly assisted me in the analyses of the data.

Drs. James Motes and William Drew reviewed the manuscript and made valuable comments and encouragements for its completion.

The field and laboratory work could not have been completed without the assistance of Mr. Edmond Bonjour and Mr. Chris Ball who took time from their other duties to help.

Mr. and Mrs. Glenn Selk's friendship and encouragement greatly helped and was truly appreciated.

Most of all I would like to express special thanks and appreciation to my wife, Angela, for her patience, endurance, encouragement, and support over the years.

TABLE OF CONTENTS

| Chapter | Page |
|---|------|
| I. INTRODUCTION. | 1 |
| II. FIELD TEST FOR SCREENING INSECTICIDES AGAINST THE SQUASH BUG, <u>ANASA TRISTIS</u> | 3 |
| Material and Methods | 5 |
| Results and Discussion | 8 |
| III. BIOASSAY OF THREE INSECTICIDES ON SIX LIFE STAGES OF THE SQUASH BUG | 58 |
| Materials and Methods. | 59 |
| Topical | 59 |
| Contact | 61 |
| Results and Discussion | 62 |
| IV. EVALUATIONS OF CARBOFURAN IN THE GREENHOUSE AND FIELD FOR CONTROL OF THE SQUASH BUG | 75 |
| Materials and Methods. | 77 |
| Greenhouse Test | 77 |
| Field Test. | 78 |
| Results and Discussion | 78 |
| Greenhouse Test | 78 |
| Field Test. | 80 |
| Summary and Conclusions | 87 |
| SELECTED BIBLIOGRAPHY. | 91 |
| APPENDIXES | 95 |
| APPENDIX A - EFFICACY TESTS FOR PLANT STAND AND SPOTTED CUCUMBER BEETLE. | 96 |
| APPENDIX B - LD ₅₀ , 95% FIDUCIAL LIMITS, SLOPE AND INTERCEPT FOR CONTROL SPECIFIED AND OPTIMIZING CONTROL | 104 |

LIST OF TABLES

| Table | Page |
|--|------|
| I. Before Treatment Means for Total Squash Bug Nymphs. | 9 |
| II. Before Treatment Means for Total Squash Bugs. | 11 |
| III. Before Treatment Means for Adult Squash Bugs. | 12 |
| IV. Before Treatment Means for Total Squash Bug Nymphs Minus First Instars. | 13 |
| V. Before Treatment Means for Total Squash Bugs Minus First Instars | 15 |
| VI. Before Treatment Means for Total Egg Masses | 16 |
| VII. Percent Control of Total Squash Bug Nymphs Perkins, Okla 1984. | 47 |
| VIII. Percent Control of Total Squash Bugs Perkins, Okla 1984. | 48 |
| IX. Percent Control of Adult Squash Bugs Perkins, Okla 1984. | 50 |
| X. Percent Control of Total Squash Bugs Nymphs Minus First Instar Nymphs. Perkins, Okla 1984 | 52 |
| XI. Percent Control of Total Squash Bugs Minus First Instars. Perkins, Okla 1984 | 54 |
| XII. Yield of Squash Plants. Perkins, Okla 1984 | 57 |
| XIII. LD ₅₀ , Slopes, and Intercepts for Cypermethrin | 63 |
| XIV. LD ₅₀ , Slopes, and Intercepts for Methomyl | 65 |
| XV. LD ₅₀ , Slopes, and Intercepts for Fenvalerate. | 68 |
| XVI. Order of Topical Susceptibility | 70 |

| Table | Page |
|---|------|
| XVII. Order of Contact Susceptibility | 72 |
| XVIII. Mean Number of Dead Squash Bugs for Carbofuran 1.12 kg AI/ha - Greenhouse Test Stillwater, Okla 1986 | 79 |
| XIX. Mean Number of Dead Squash Bugs for Carbofuran 2.24 kg AI/ha - Greenhouse Test Stillwater, Okla 1986 | 81 |
| XX. Mean Number of Plants Per Treatment by Sample Date, Stillwater, Okla 1986 | 83 |
| XXI. Mean Number of Plants for all Sample Dates Stillwater, Okla 1986 | 84 |
| XXII. Mean Number of Squash Bugs per Treatment by Sample Date, Stillwater, Okla 1986. | 85 |
| XXIII. Mean Number of Squash Bugs by Treatment Over all Dates, Stillwater, Okla 1986. | 86 |

LIST OF FIGURES

| Figure | Page |
|--|------|
| 1. Log Means for Total Squash Bug Nymphs per Experimental Period. Perkins, Okla 1984. | 19 |
| 2. Log Means for Total Squash Bugs per Experimental Period. Perkins, Okla 1984 | 24 |
| 3. Log Means for Total Squash Bug Adults per Experimental Period. Perkins, Okla 1984. | 28 |
| 4. Log Means for Total Squash Bug Nymphs Minus First Instar Nymphs per Experimental Period. Perkins, Okla 1984 | 33 |
| 5. Log Means for Total Squash Bugs Minus First Instar Nymphs per Experimental Period. Perkins, Okla 1984 | 37 |
| 6. Log Means for Total Squash Bug Egg Mass Numbers per Experimental Period. Perkins, Okla 1984. . . | 41 |

CHAPTER I

INTRODUCTION

The squash bug, Anasa tristis DeGeer, has been a problem in pumpkin and squash (both summer and winter varieties) production since 1892 (Hoerner 1938). Bonjour & Fargo (1987) reported a significant preference for Cucurbita pepo type cucurbits by the squash bug. Muskmelon, watermelon, and cucumber are less preferred, possibly because these cucurbits are not native to the Western Hemisphere and were introduced by explorers (Whitaker & Davis 1962). The distribution of the squash bug corresponds to the areas where its hosts are grown. There are some exceptions, however, as squash bugs are not a problem in the Rio Grande Valley of Texas (Cartwright, personnel communication). Reports of inadequate control are numerous and well documented [Eichmann (1945), Harries & Matsumori (1955), Wright & Decker (1955), Beevers & Santoro (1985)].

Cucurbit production in Oklahoma is expected to increase from the present 10,500 acres valued at \$9,000,000 to 16,000 acres with a value of \$17,200,00 in less than 20 years (Tweeten 1982). Control of the crop's major insect pest is essential for expansion of the commodity. Due to the

potential for crop expansion and the erratic efficacy of insecticides, a field study was undertaken to identify foliar applied insecticides for control of the squash bugs. Topical and contact bioassay's were preformed on the most promising insecticides from the field study in an effort to identify the most susceptible life stages of the squash bug. Investigation into the use of a systemic insecticide for control of squash bug life stages was also undertaken.

CHAPTER II

FIELD TEST FOR SCREENING INSECTICIDES

AGAINST THE SQUASH BUG,

ANASA TRISTIS

Introduction

Early control suggestions for A. tristis included hand picking, overseeding, planting early, row covers and providing protective netting over seedlings [(Conradi 1901, Wadley 1920, Knowlton 1933, Hoerner 1938)]. Hoerner (1938) reported that flushing with a 2 - 3% kerosene solution aided the hand picking process. Horner also suggested placing boards in the fields under which the bugs would seek shelter during the night. During the cool part of the next day the bugs could be collected from under the boards and destroyed.

Chemical control began with nicotine sulfate, calcium cyanide and pyrethrins. These products provided varying degrees of control but as a rule, control decreased with increasing maturity of the squash bug (Knowlton 1933, Elliot 1935, Moore 1936, Hoerner 1938, Eichmann 1945).

A number of insecticides were developed after 1945 due to advances in technology during World War II. Among them, the chlorinated hydrocarbons (DDT, aldrin, dieldrin, and lindane) appeared as possible controls; however, DDT was

only effective on first to third instar nymphs (Walton 1946 and Watkins 1946). Walton (1946), reported good control from a field test with caged plants using a 10% sabadilla dust for first instar through adult stages. In the same study, a 5% DDT dust provided good control (96% mortality) for first through third instar but not for older stages (<60% mortality). Walton conducted a similar test in the laboratory with a 10% sabadilla dust and a 10% DDT dust which, after eight days, provided 86% and 82% mortality respectively. Insecticide tests by Harries & Matsumori (1955) and Wright & Decker (1955) indicated dieldrin would provide long term control of adults, while dust of malathion and parathion would provide short term control. Wright & Decker (1955) reported parathion was the most toxic topically applied insecticide to squash bugs in laboratory tests. Some present day insecticides, much like older chemicals, work well against young nymphs, while others work well against adults. Recent studies indicated that control of nymphs and adults may be achieved with acephate, methomyl, cypermethrin, permethrin, or fenvalerate (Latheef & Ortiz 1982 and Beevers & Santoro 1985).

Elliot (1935) and Eichmann (1945) stated the key to chemical control was to concentrate on protecting seedlings and begin insecticide treatments when insect egg hatch commences. This scheduling permits the insecticide to be applied to the most susceptible squash bug life stages at a time when the population is at its lowest. Rensner et al.

(1987) indicated that two periods may exist which would permit this synchronization of treatment with large numbers of immature squash bugs. The first period is early in the season before the first generation adults begin oviposition. The second period occurs when the second generation nymphs become plentiful. Watkins (1946) demonstrated the theory of spraying at egg hatch and stated, "The materials which showed considerable toxicity to newly hatched nymphs were also tested against nymphs at least 21 days old, and it was at this point that nearly all the sprays proved ineffective at concentrations safe to foliage and sufficiently cheap to be used commercially." The 21 day old nymphs would have been third to fifth instars and depending on the rate of development, probably fourth or fifth instars. The insecticides referred to are pyrethrins, rotenone, rotenone + pyrethrins, light petroleum oil, mannitan monolaurate + pyrethrins, and DDT in an oil base. Many early researchers stated the same theory as Elliot (1935) and Eichmann (1945) and added that a long residual insecticide was needed to reduce the number of sprays necessary for complete control (Weed & Conradi 1902, Knowlton 1933, Hoerner 1938, and Watkins 1946).

Materials and Methods

Five insecticides (carbaryl 80S, cypermethrin 2.5E, endosulfan 3E, fenvalerate 2.4E, and methomyl 1.8E) were efficacy tested against the various squash bug life stages.

Rates for these treatments were: cypermethrin (45.3 and 67.9 g [AI]/ha), carbaryl (1131.3 g [AI]/ha), endosulfan (1131.3 g [AI]/ha), fenvalerate (226.3 g [AI]/ha) and methomyl (1018.9 g [AI]/ha). All insecticides were applied with a CO₂ sprayer delivering 475 liters of water per hectare. A non-treated control was included. 'Hyrific' yellow straight neck squash (Cucurbita pepo L. var. melopepo) was planted on June 14, 1984, at the Horticultural Research Station, Perkins, Okla. The design was a randomized complete block replicated three times. Each block had seven rows with a total of 49 plants in the block. A row constituted a plot and a treatment was randomly assigned to a plot within a block. A row spacing of 1.5m between rows and 0.9m in the row constituted a plot. Early in the study each individual plant (21 plants per treatment) was inspected for the presence of squash bugs and egg masses. When the squash bug population became too large to permit inspection of all 147 plants, two plants per plot were randomly selected and inspected (6 plants per treatment). Insecticide applications were made when sufficient squash bug numbers appeared. Applications were made on July 11, 14, 21, 25, 30, August 6, 9, 13, and 15. Data was taken before and after each insecticide application (experimental period). Data recorded for each plant were the number in each of the five nymphal instars, males, females, and egg masses present. Fruit was harvested and weighed using the same criteria as Rensner et al. (1987).

A statistical analysis of the data was conducted to determine if differences exist among individual treatments with regard to total squash bug numbers, total adults, total nymphs, total squash bugs minus first instars, total nymphs minus first instars, and total egg masses. Analyses were also conducted to determine if differences in yield occurred between insecticide treatments.

The change between the pretreatment (before) and post treatment (after) counts for each experimental period was analyzed using analysis of variance (SAS Institute 1985).

Due to a large amount of variation, the data was transformed. Data transformation was performed by taking the natural logarithm of the count + one for each variable recorded. Due to spray by treatment interaction, treatment comparisons were made by experimental period. An ANOVA was conducted on the mean transformed before treatment value minus the transformed after treatment value for total nymphs, total squash bugs, total adults, total nymphs minus first instar nymphs, total squash bugs minus first instar nymphs, and total egg masses. Means were separated using least significant difference (LSD) at a probability of 0.10. The mean square error and approximate degrees of freedom for the LSD were calculated by pooling the main unit (treatment) and subunit (experimental period) errors in an ordinary split-plot design (Steel & Torrie, 1980). Since the first four experimental periods had seven samples per treatment (a total of 21 per plot) and the last five experimental periods

had two samples per treatment (a total of six per plot), and the LSD was calculated based on a pooled MSE with 21 degrees of freedom (df) for the first four experimental periods and six df for the last five experimental periods (Satterthwaite's approximation). The LSD's were calculated for: total nymphs, total squash bugs, total adults, total nymphs minus first instars, total squash bugs minus first instars, and total egg masses.

Mature fruits were harvested and weighed. The yield data was analyzed using general linear models (SAS Institute 1985).

Results and Discussion

Analyses results for the non-transformed, before treatment counts are presented in Tables I through VI. Table I presents the mean number of total nymphs present during each experimental period. Means for the cypermethrins and fenvalerate were significantly different from the means for carbaryl and the check for most experimental periods. Fenvalerate and methomyl means were generally lower than those of carbaryl and the check. However, means for fenvalerate and methomyl were not always significantly different from the means for carbaryl or the check. Carbaryl's mean often was larger than that of the check for a given experimental period. Means for endosulfan were less than the means for carbaryl or the check, but

TABLE I
BEFORE TREATMENT MEANS FOR TOTAL SQUASH BUG NYMPHS

| Treatment | Rate g AI/ha | Experimental Period ¹ | | | | | | | | |
|--------------|-----------------|----------------------------------|-----|-------|-------|------|--------|---------|--------|--------|
| | | 1 | 2 | 3 | 4 | 5 | 6 | 7 | 8 | 9 |
| Check | ---- | 0.5 | 0.7 | 1.1ab | 4.1ab | 13.5 | 44.0a | 62.1a | 73.0ab | 90.3a |
| Carbaryl | 1131.3 | 1.8 | 1.1 | 2.5ab | 4.1ab | 5.8 | 30.3ab | 48.5ab | 88.6a | 83.3a |
| Endosulfan | 1131.3 | 0.5 | 1.0 | 3.4a | 7.0a | 7.1 | 28.8ab | 38.0abc | 41.6bc | 45.0b |
| Methomyl | 1018.9 | 2.6 | 0.9 | 0.9ab | 0.8b | 11.3 | 17.3bc | 16.0bc | 30.5c | 15.1bc |
| Fenvalerate | 226.3 | 3.0 | 1.7 | 0.0b | 1.7b | 11.8 | 6.3c | 18.0bc | 12.3c | 14.3bc |
| Cypermethrin | 45.3 | 0.6 | 1.2 | 0.0b | 0.0b | 0.1 | 4.0c | 11.5bc | 20.3c | 3.3c |
| Cypermethrin | 67.9 | 2.3 | 0.2 | 0.0b | 0.6b | 3.1 | 4.1c | 9.5c | 22.5c | 15.1bc |

¹Means within columns followed by the same letter are not significantly different (P=0.05; Duncan's [1955] multiple range test).

greater than those of methomyl or either pyrethroid for a given experimental period.

Total squash bug means are presented in Table II and the same trend holds as for nymphs. Cypermethrin and fenvalerate means had the lowest number of total squash bugs present while carbaryl and the check had the highest number present. Means for methomyl tended to be greater than those for the pyrethroids, but less than carbaryl, the check, or endosulfan means.

Methomyl, fenvalerate, and the cypermethrin applications tended to reduce the number of adults present (Table III). Carbaryl and endosulfan did not reduce the number of adults present per experimental period and often had more adults present than the check. Although, there was often an overlap of significant differences, the pyrethroid insecticides had fewer adults present per experimental period than the check or plots treated with carbaryl or endosulfan.

The results of removing first instars was quite evident for the pyrethroid's and methomyl (Table IV and V). With the first instar nymphs removed from the counts, the means for total nymphs per experimental period (Table IV) remained very low for methomyl, fenvalerate, and the cypermethrins'. The mean number of nymphs present for a particular experimental period remained low for the pyrethroids and relative low for methomyl compared to the mean number of nymphs present for the check, carbaryl, and endosulfan. The

TABLE II
BEFORE TREATMENT MEANS FOR TOTAL SQUASH BUGS

| Treatment | Rate g AI/ha | Experimental Period ¹ | | | | | | | | |
|--------------|-----------------|----------------------------------|-----|-------|--------|------|--------|---------|--------|--------|
| | | 1 | 2 | 3 | 4 | 5 | 6 | 7 | 8 | 9 |
| Check | ---- | 0.5 | 1.0 | 2.2ab | 6.4ab | 20.5 | 57.3a | 76.0a | 90.5ab | 104.5a |
| Carbaryl | 1131.3 | 1.9 | 1.3 | 2.9ab | 5.4abc | 11.5 | 46.5a | 59.6ab | 109.8a | 96.8a |
| Endosulfan | 1131.3 | 0.7 | 1.3 | 4.3a | 9.1a | 13.0 | 43.0ab | 51.6abc | 53.1bc | 51.6b |
| Methomyl | 1018.9 | 2.6 | 1.2 | 1.3ab | 1.8bcd | 18.8 | 25.8bc | 24.3bc | 40.3c | 19.5bc |
| Fenvalerate | 226.3 | 3.0 | 1.7 | 0.1b | 2.3bcd | 13.1 | 11.8c | 25.8bc | 23.7c | 20.3bc |
| Cypermethrin | 45.3 | 0.6 | 1.4 | 0.1b | 0.4d | 0.6 | 8.5c | 17.5bc | 26.0c | 4.8c |
| Cypermethrin | 67.9 | 2.3 | 0.2 | 0.1b | 1.0cd | 5.6 | 10.6c | 11.6c | 27.6c | 17.5bc |

¹Means within columns followed by the same letter are not significantly different (P=0.05; Duncan's [1955] multiple range test).

TABLE III
BEFORE TREATMENT MEANS FOR ADULT SQUASH BUGS

| Treatment | Rate g AI/ha | Experimental Period ¹ | | | | | | | | |
|--------------|-----------------|----------------------------------|------|--------|-----|-----|------|--------|---------|-------|
| | | 1 | 2 | 3 | 4 | 5 | 6 | 7 | 8 | 9 |
| Check | ---- | 0.00 | 0.23 | 1.0a | 2.3 | 7.0 | 13.3 | 13.8a | 17.5ab | 14.1a |
| Carbaryl | 1131.3 | 0.09 | 0.23 | 0.3bc | 1.2 | 5.6 | 16.1 | 11.1ab | 21.1a | 13.0a |
| Endosulfan | 1131.3 | 0.14 | 0.38 | 0.8ab | 2.1 | 5.8 | 14.1 | 13.6a | 11.5abc | 6.6ab |
| Methomyl | 1018.9 | 0.04 | 0.28 | 0.4abc | 1.0 | 7.5 | 8.5 | 8.3ab | 9.8bc | 4.3ab |
| Fenvalerate | 226.3 | 0.00 | 0.00 | 0.1c | 0.6 | 1.3 | 5.5 | 7.8ab | 10.8bc | 6.0ab |
| Cypermethrin | 45.3 | 0.00 | 0.14 | 0.09c | 0.4 | 0.5 | 4.5 | 6.0ab | 5.6c | 1.5b |
| Cypermethrin | 67.9 | 0.00 | 0.04 | 0.04c | 0.4 | 2.5 | 6.5 | 2.1b | 5.1c | 2.3ab |

¹Means within columns followed by the same letter are not significantly different (P=0.05; Duncan's [1955] multiple range test).

TABLE IV
BEFORE TREATMENT MEANS FOR TOTAL SQUASH BUG NYMPHS MINUS FIRST INSTARS

| Treatment | Rate g AI/ha | Experimental Period ¹ | | | | | | | | |
|--------------|-----------------|----------------------------------|-----|------|-------|------|--------|-------|--------|-------|
| | | 1 | 2 | 3 | 4 | 5 | 6 | 7 | 8 | 9 |
| Check | ---- | 0.5 | 0.6 | 1.1 | 2.0ab | 5.3a | 23.5a | 33.1a | 50.5a | 60.5a |
| Carbaryl | 1131.3 | 0.3 | 1.1 | 1.6 | 1.9ab | 1.0b | 11.6bc | 16.8b | 30.1b | 31.6b |
| Endosulfan | 1131.3 | 0.4 | 0.6 | 1.5 | 3.6a | 0.1b | 14.0b | 13.5b | 20.5bc | 24.3b |
| Methomyl | 1018.9 | 1.1 | 0.9 | 0.3 | 0.09b | 0.0b | 3.5cd | 2.8b | 5.8cd | 4.1c |
| Fenvalerate | 226.3 | 0.7 | 0.8 | 0.04 | 0.04b | 0.0b | 0.3d | 2.0b | 0.5d | 2.6c |
| Cypermethrin | 45.3 | 0.5 | 0.1 | 0.04 | 0.0b | 0.1b | 0.0d | 0.0b | 2.3cd | 0.0c |
| Cypermethrin | 67.9 | 0.6 | 0.0 | 0.09 | 0.04b | 0.3b | 0.0d | 3.0b | 0.0d | 0.0c |

¹Means within columns followed by the same letter are not significantly different (P=0.05; Duncan's [1955] multiple range test).

check consistently had more squash bug nymphs present per experimental period and was significantly different from the other treatments on experimental periods five through nine.

The mean number of total squash bugs minus first instar nymphs per experimental period are presented in Table V. Means for the check were larger and were significantly different from the mean number of squash bugs present for the cypermethrin's on experimental periods three, four, six, seven, eight, and nine. Means for fenvalerate tended to be lower than the means for carbaryl, endosulfan, or methomyl. However, means for these treatments often did not differ significantly.

The means for total egg masses per experimental period are presented in Table VI. Carbaryl and endosulfan means for experimental periods seven through nine were larger than the check's, however, the differences were not significant. Means for methomyl and cypermethrin (67.5 g [AI]/ha) were significantly different from the mean for carbaryl, but not for the check for most of the experimental periods. Fenvalerate means tended to be higher than those for methomyl or the cypermethrin's, and often did not differ from the means for either the check, endosulfan, or the cypermethrin's.

The squash bug population for all measurements increased throughout the duration of the test. Populations were low and significant differences were not declared for variable means during the early portion of the test. The

TABLE V
BEFORE TREATMENT MEANS FOR TOTAL SQUASH BUGS MINUS FIRST INSTARS

| Treatment | Rate g AI/ha | Experimental Period ¹ | | | | | | | | |
|--------------|-----------------|----------------------------------|------|-------|--------|-------|-------|--------|--------|--------|
| | | 1 | 2 | 3 | 4 | 5 | 6 | 7 | 8 | 9 |
| Check | ---- | 0.5 | 0.9 | 2.2a | 4.3ab | 12.3a | 36.8a | 47.0a | 68.0a | 74.6a |
| Carbaryl | 1131.3 | 0.4 | 1.3 | 1.9b | 3.1abc | 6.6ab | 27.8a | 28.0b | 51.3ab | 44.6b |
| Endosulfan | 1131.3 | 0.5 | 1.0 | 2.4a | 5.7a | 6.0ab | 28.1a | 27.1b | 32.0bc | 31.0bc |
| Methomyl | 1018.9 | 1.1 | 1.2 | 0.7ab | 1.0abc | 7.5ab | 12.0b | 11.1bc | 15.6c | 8.5cd |
| Fenvalerate | 226.3 | 0.7 | 0.8 | 0.1b | 0.6bc | 1.3ab | 5.8b | 9.8bc | 11.3c | 8.6cd |
| Cypermethrin | 45.3 | 0.5 | 0.3 | 0.1b | 0.4c | 0.6b | 4.5b | 6.0c | 8.0c | 1.5d |
| Cypermethrin | 67.9 | 0.6 | 0.04 | 0.1b | 0.5c | 2.8ab | 6.5b | 5.1c | 5.1c | 2.3d |

¹Means within columns followed by the same letter are not significantly different (P=0.05; Duncan's [1955] multiple range test).

TABLE VI
BEFORE TREATMENT MEANS FOR TOTAL EGG MASSES

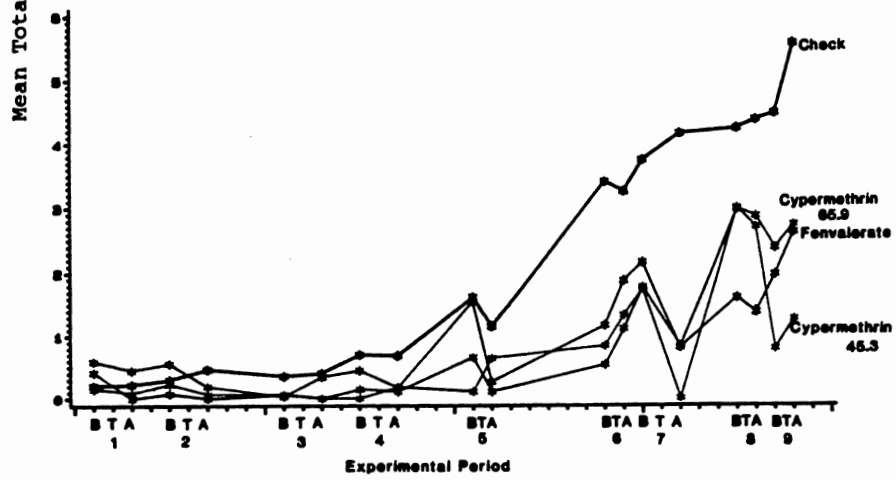
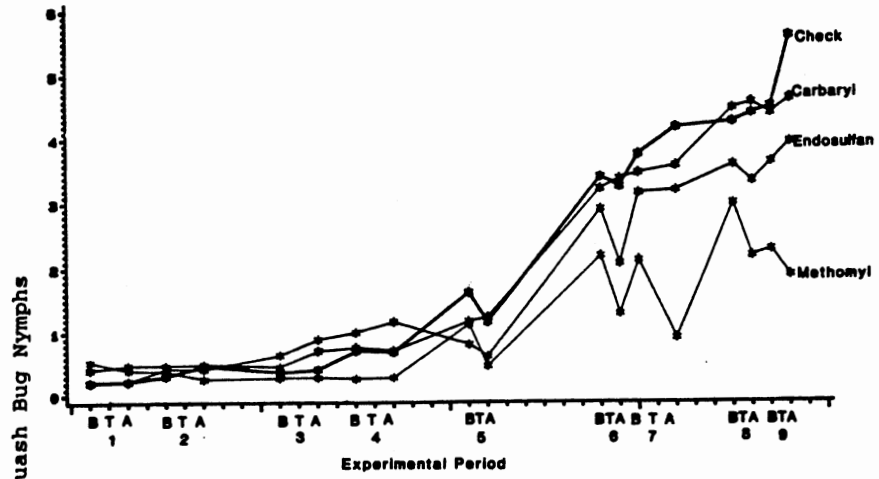
| Treatment | Rate g AI/ha | Experimental Period ¹ | | | | | | | | |
|--------------|-----------------|----------------------------------|------|-------|-------|-----|--------|--------|--------|--------|
| | | 1 | 2 | 3 | 4 | 5 | 6 | 7 | 8 | 9 |
| Check | ---- | 0.4 | 0.04 | 0.9bc | 2.3ab | 5.3 | 27.3a | 29.3ab | 38.3ab | 37.5ab |
| Carbaryl | 1131.3 | 0.1 | 0.3 | 1.3ab | 2.4ab | 6.8 | 28.1a | 39.0a | 43.0a | 45.5a |
| Endosulfan | 1131.3 | 0.1 | 0.4 | 2.1a | 3.4a | 5.8 | 23.3b | 35.0a | 36.6ab | 48.6a |
| Methomyl | 1018.9 | 0.3 | 0.5 | 0.7bc | 1.6bc | 5.0 | 11.1b | 15.8b | 19.8b | 21.0b |
| Fenvalerate | 226.3 | 0.4 | 0.5 | 0.7bc | 1.5bc | 3.6 | 12.1b | 16.6b | 25.1ab | 27.1ab |
| Cypermethrin | 45.3 | 0.04 | 0.04 | 0.2c | 0.6c | 3.0 | 14.5ab | 19.5ab | 18.1b | 19.0b |
| Cypermethrin | 67.9 | 0.2 | 0.2 | 0.1c | 1.0bc | 1.6 | 11.5b | 17.3b | 18.8b | 18.0b |

¹Means within columns followed by the same letter are not significantly different (P=0.05; Duncan's [1955] multiple range test).

trend was for no significant differences to be declared on the first two or three experimental periods, then significance being declared with two to three clusters existing during the later portion of the test. The check and carbaryl treatments tended to have the largest number of squash bug life stage(s) present on any given experimental period. Means for the cypermethrin plots tended to be significantly different from the means for the check and carbaryl for every variable. Fenvalerate means were intermediate, being significantly different from the check and carbaryl means, but not from the means for methomyl, cypermethrin's and occasionally endosulfan over the experimental periods for each variable. The means for methomyl, generally, were not significantly different from those for endosulfan, fenvalerate, or the cypermethrins.

Figure 1 represents the experimental results for total nymphal counts. The comparisons are the response of the transformed after treatment count to the before treatment count. If the after count increases, it means that there were more insects after a treatment than before. If the count decreases, there were fewer insects present than before treatment. We are assuming migration and natural mortality were equal between plants and plots. As seen in Fig. 1, there is a steady increase in numbers of nymphs in the check and all treatment plots over time, however, the increase is less for insects treated with methomyl, fenvalerate, and both rates of cypermethrin. In the first

Figure 1. Log Means For Total Squash Bug Nymphs Per
Experimental Period. Perkins, Okla. 1984.
B=before treatment; T=treatment;
A=after treatment



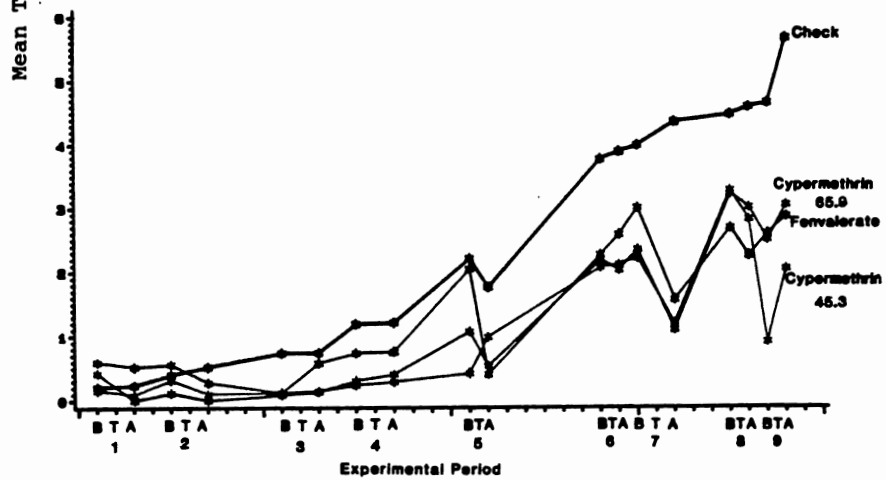
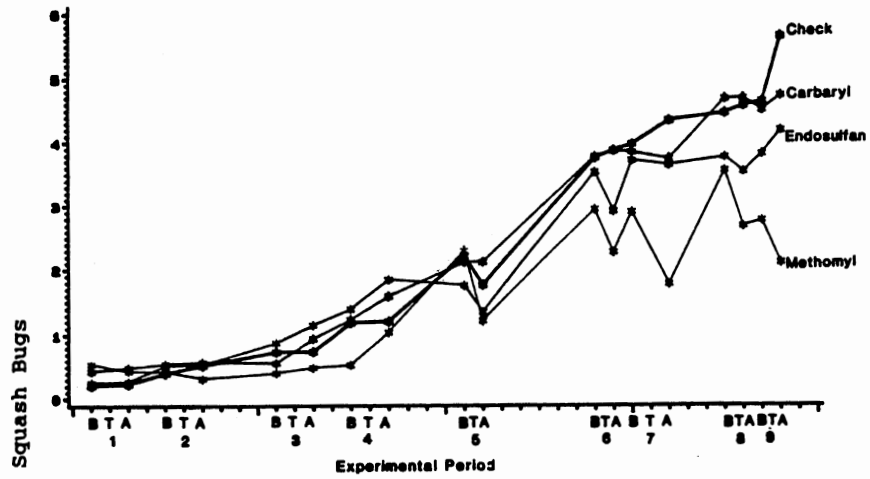
experimental period, carbaryl, the check, endosulfan, and cypermethrin (45.3 g [AI]/ha) responses were significantly different from that of cypermethrin (67.9 g [AI]/ha). Responses to methomyl and fenvalerate were not significantly different from either group. For the second experimental period, fenvalerate's response was significantly different from those of the check, carbaryl, and endosulfan. Cypermethrin (45.3 g [AI]/ha) and methomyl effects were not significant from either group, while cypermethrin (67.9 g [AI]/ha) was significant from the check. Responses for the two cypermethrin treatments were significantly different from fenvalerate on the third experimental period; however, carbaryl, the check, and endosulfan responses did not differ significantly from either fenvalerate or the cypermethrins. This means that the counts changed in the check plot about the same as in the other plots. During the fourth experimental period fenvalerate's change was significantly different from cypermethrin's (45.3 g [AI]/ha) and endosulfan's. The responses for the check, carbaryl, cypermethrin (67.9 g [AI]/ha), and carbaryl were not significantly different from the rest of the treatments. The response for carbaryl and cypermethrin (45.3 g [AI]/ha) were significantly different than responses for fenvalerate for the fifth experimental period. Cypermethrin (67.9 g [AI]/ha), methomyl, endosulfan, and the check were not significantly different from cypermethrin (45.3 g [AI]/ha), carbaryl, or fenvalerate. Carbaryl did not differ

significantly from endosulfan or the check, while cypermethrin (67.9 g [AI]/ha) did differ. By the fifth experimental period the trend lines began to separate. Methomyl, cypermethrin (67.9 g [AI]/ha), and fenvalerate each had large decreases from the before to the after treatment count. For the sixth experimental period, endosulfan and methomyl differed significantly from fenvalerate and both cypermethrins in their responses. Responses for carbaryl and the check were not significantly different from the other treatments. Methomyl began to separate from the check, carbaryl, and endosulfan populations on the seventh experimental interval. The LSD for the rate of change between before and after treatment counts for this date placed the check, carbaryl, and endosulfan together. Carbaryl and endosulfan responses were not significantly different from cypermethrin's (67.9 g [AI]/ha) response, but the check differed from the responses of all other treatments. Carbaryl, endosulfan, and the check were the only treatments which did not show an insect decrease during this experimental period. The responses of cypermethrin (45.3 g [AI]/ha), cypermethrin (67.9 g [AI]/ha), fenvalerate, and methomyl were not significantly different. Experimental period eight showed no significant differences between treatment responses. On the final experimental period methomyl's response was significantly different from the check's, while the check's response and the other treatment responses did not differ significantly.

Methomyl was the only treatment to show a decrease from the before treatment counts for this experimental period.

Figure 2 shows the changes from before and after treatment counts for all squash bug life stages, excluding eggs. Again, the trend is for the insect populations on the pyrethroid (fenvalerate and cypermethrin) and methomyl treated plots to increase at a slower rate than the check plot population or those treated with carbaryl or endosulfan. For experimental period one, cypermethrin (67.9 g [AI]/ha) was the only treatment to show a decrease and was significant from all other treatments. Responses of the other treatments were not significantly different from each other. Response to fenvalerate differed significantly from methomyl, endosulfan, carbaryl, and the check on the second experimental period. Both cypermethrin's response also differed significantly from the check but not from carbaryl or endosulfan and methomyl. The cypermethrin's began separating from the other treatments on experimental period three; however, their responses were not significantly different in comparison with the other treatment responses. Fenvalerate's response was significantly different from the checks but not from the response of the other treatments due to fenvalerate's large increase in after treatment counts. The check's response did not differ significantly from the other treatment responses. Cypermethrin (45.3 g [AI]/ha), fenvalerate, and the check's responses were significantly different on experimental period four from that of methomyl

Figure 2. Log means For Total Squash Bug Numbers Per
Experimental Period. Perkins, Okla. 1984.
B=before treatment; T=treatment;
A=after treatment

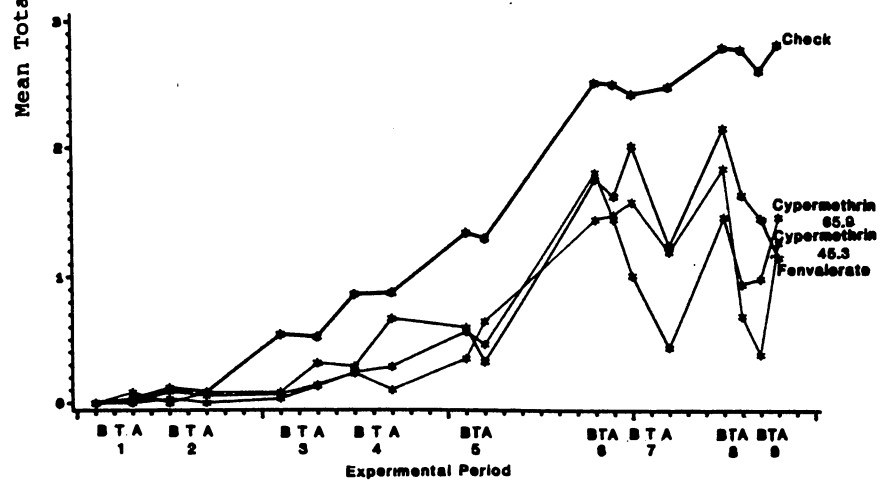
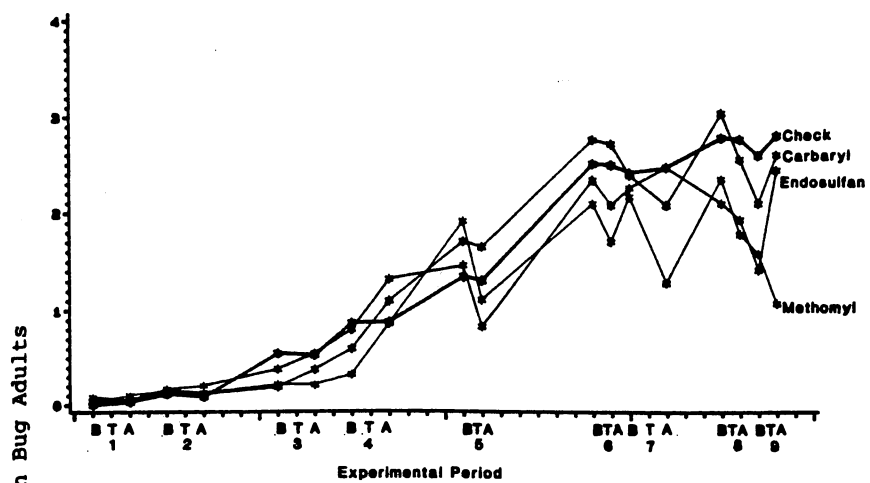


but not from the responses of the other treatments. Methomyl's response did not differ significantly from the other treatment responses. Methomyl, cypermethrin (67.9 g [AI]/ha), fenvalerate, carbaryl, the check, and endosulfan had increases in after treatment counts for experimental period four. On experimental period five, fenvalerate's response was significantly different from all other responses except methomyl's. Large decreases occurred in the after treatment counts of methomyl and fenvalerate. Cypermethrin's (45.3 g [AI]/ha) effect differed from all other responses except those of carbaryl and endosulfan. Carbaryl's rate of change did not differ significantly from cypermethrin (67.9 g [AI]/ha) or the check's rate of change. The response for endosulfan did not differ from the responses for methomyl, cypermethrin (67.9 g [AI]/ha), or the check. During experimental period six, all counts increased from the previous date for before and after treatment counts; however, methomyl and fenvalerate's responses were the only ones that were significantly different. Experimental period seven had a large decrease in the after treatment insects counts for the cypermethrins, methomyl, and fenvalerate which were not significantly different from each other; all but cypermethrin (45.3 g [AI]/ha) differed significantly from the check, endosulfan, and carbaryl. The rate of change for the latter three were not significantly different from each other. For experimental period eight, methomyl's response was

significantly different from the check's. The effects of methomyl and the check were not significantly different from the other treatment responses. On the last experimental period, methomyl was the only treatment which the after treatment count decreased, and the response was significant from responses for the cypermethrins and the check. Endosulfan, the check, fenvalerate, and carbaryl responses could not be separated by the test we employed. Again, the overall trend appears to be for the pyrethroids and methomyl to decrease the squash bug population over the treatment period more than endosulfan or carbaryl. From these graphs carbaryl appears to be providing very little, if any, control of the squash bug. There seems to be a trend for methomyl and the pyrethroids to have smaller rates of change from before to after treatment counts than the other treatments, but this varies between experimental periods. A smaller rate of change in before and after treatment counts does not necessarily mean better control is achieved; however, when coupled with the population of the insect for a specific insecticide on the graph one can make a better assessment. For example, on experimental period five, six, and eight, endosulfan's response was greater or equal to most of the pyrethroid's responses; however, the insect population at experimental period nine is much greater than that for the pyrethroids.

Figure 3 represents the before and after treatment counts for adults only. Once again a trend for fewer squash

Figure 3. Log Means For Total Squash Bug Adults Per
Experimental Period. Perkins, Okla. 1984.
B=before treatment; T=treatment;
A=after treatment



bugs appears for the pyrethroids and methomyl. There were no significant response differences for experimental periods one, two, and three between any of the insecticides. The reason is that there were few adults present during the first three experimental periods. Carbaryl, endosulfan, and methomyl's after treatment counts increased significantly as compared to either cypermethrins' or the check's responses during experimental period four. Fenvalerate's response was significantly different from the check's and cypermethrin's (45.3 g [AI]/ha) but not the response of carbaryl, endosulfan, or methomyl. The response for cypermethrin (67.9 g [AI]/ha) did not differ from those of fenvalerate, cypermethrin (45.3 g [AI]/ha), or the check. Experimental period five had a decrease in the after treatment counts for most treatments. Responses for methomyl and endosulfan were not significantly different, but their responses did differ significantly from that of cypermethrin (45.3 g [AI]/ha) which did not differ significantly from the responses for the other treatments. On experimental period six, there was a general decrease in after treatment counts and the responses could not be separated even though the before treatment counts increased considerably. Endosulfan's response differed significantly from those of methomyl and fenvalerate on experimental period seven. Also, the check's response was not significantly different from that of carbaryl, fenvalerate, or either cypermethrin treatment. The cypermethrin's, methomyl, and fenvalerate responses were

not significantly different. For experimental period eight, all after treatment counts decreased. Cypermethrin (45.3 g [AI]/ha) response differed from carbaryl, endosulfan, and the check's. All other responses were not significantly different from either of these treatments. Only methomyl and fenvalerate's after treatment counts increased on experimental period nine. Methomyl's response differed significantly from that of endosulfan, carbaryl, cypermethrin (45.3 g [AI]/ha), and cypermethrin (67.9 g [AI]/ha). The response for fenvalerate differed from endosulfan and cypermethrin (45.3 g [AI]/ha) responses. Carbaryl and cypermethrin (67.9 g [AI]/ha) were not significantly different in their rates of increase nor did they differ from endosulfan, fenvalerate, the check, or cypermethrin (45.3 g [AI]/ha). The check did not differ significantly in its response from any other treatment responses.

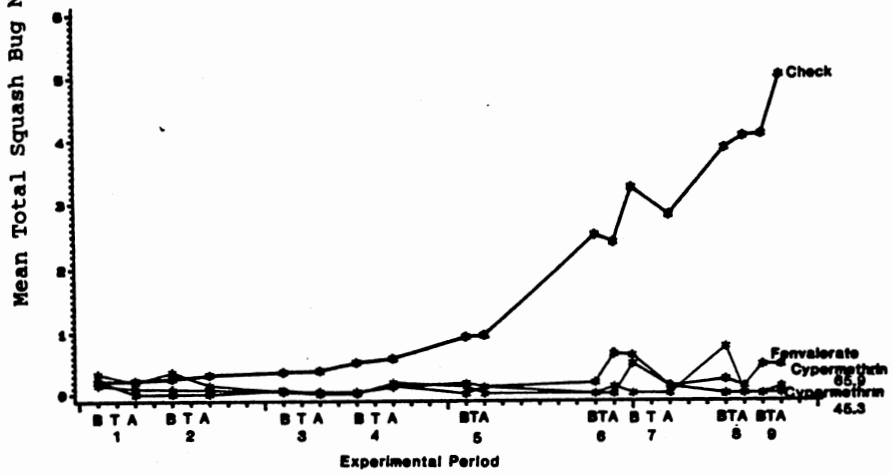
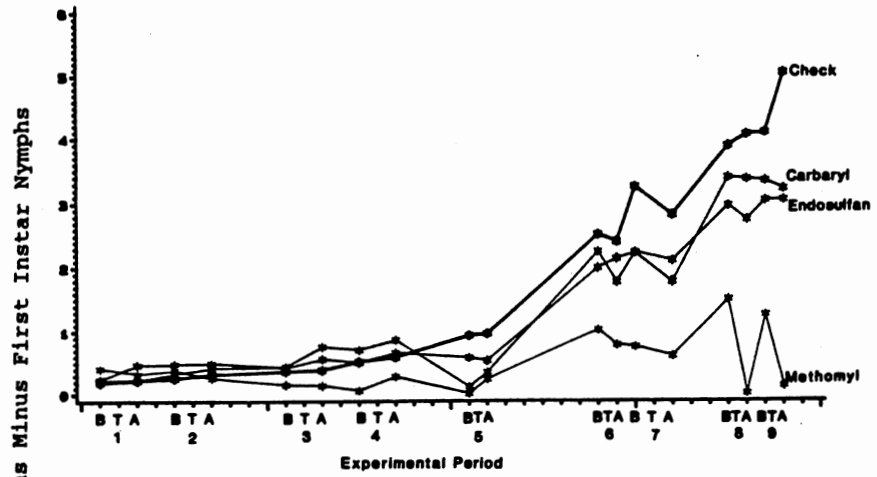
As can be seen from Fig. 1, 2, and 3, carbaryl and endosulfan do not appear to be controlling the squash bug. Endosulfan appears to be controlling nymphs better than adults. Neither carbaryl nor endosulfan seem to be approaching the control of methomyl or the pyrethroids. Methomyl also does not seem to control adults as well as the cypermethrins.

When collecting the after treatment samples, it was observed that a large number of first instar squash bugs were present. Since the first instars only remain in this

stage for 24 h, it was postulated that these nymphs were hatching and, due to their habit of clustering around the egg mass for the first few hours, were not being exposed to the insecticides long enough for the insecticides to act upon them before the counts were taken. Therefore, first instar squash bugs were removed from the data and analysis was made on the before and after difference without the presence of first instar squash bugs.

Figure 4 presents the graph for total nymphs minus first instar squash bugs. When compared to Fig. 1, it is apparent that the first instar squash bugs are present and counted before insecticides have acted upon them. On experimental period one, carbaryl differed significantly from all other treatments because of its increase in after treatment counts. The check and endosulfan responses differed from cypermethrin (67.9 g [AI]/ha) but not from the remaining treatments. Endosulfan differed significantly from fenvalerate and methomyl on experimental period two, but not from the other four treatments. The responses for methomyl, cypermethrin (45.3 g [AI]/ha), cypermethrin (67.9 g [AI]/ha), carbaryl, and the check did not differ significantly. For experimental period three, the pyrethroids and methomyl squash bug populations seem to diverge from the other treatments; however, the response for endosulfan was significantly different from all treatment responses except carbaryl's. Carbaryl's response did not differ from responses for the other treatments. There were

Figure 4. Log Means For Total Squash Bug Nymphs Minus First
Instar Nymphs Per Experimental Period.
Perkins, Okla. 1984.
B=before treatment; T=treatment;
A=after treatment

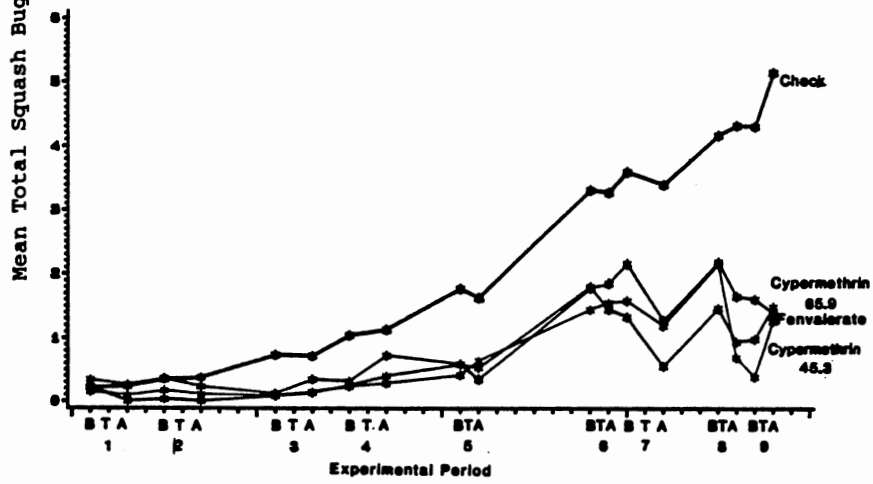
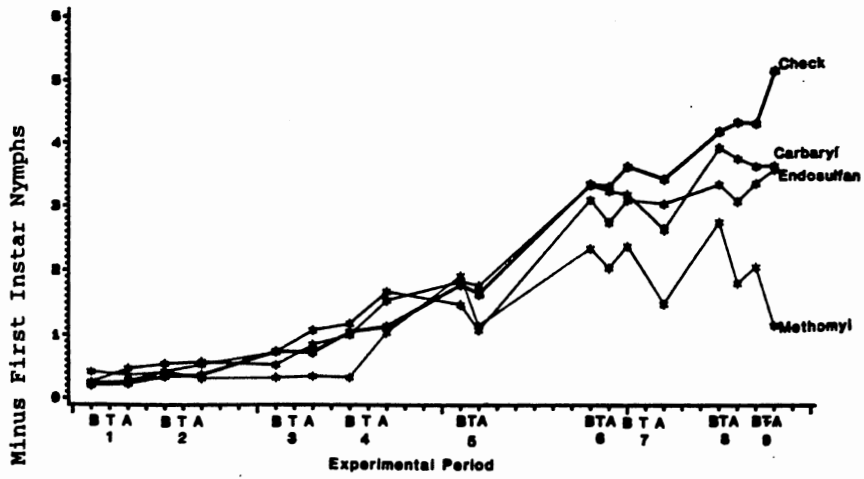


no significant differences for experimental periods four and five. Both periods had increases from before to after treatment counts even with first instar nymphs removed. For experimental period six, fenvalerate's response (an increase) was significantly different from that of endosulfan. All other treatments were not significantly different in their responses to each other or to fenvalerate and endosulfan. By experimental period seven, the pyrethroid squash bug populations were much lower than the check, carbaryl, and endosulfan populations; however, the rate of change from before to after treatment counts did not show this. All treatments decreased their populations for this period but at non-significant rates. There was a general increase in after treatment counts for experimental period eight. However, methomyl and cypermethrin (45.3 g [AI]/ha) had decreases in after treatment counts. These two insecticides did not differ significantly between their responses, but they were significantly different from the check's response. Methomyl was significantly different in its change from the change in the other treatments, except for cypermethrin (45.3 g [AI]/ha). Responses for the check, endosulfan, fenvalerate, carbaryl, and cypermethrin (67.9 g [AI]/ha) were not significantly different. The after treatment counts for methomyl decreased on experimental period nine and were significantly different from the other treatment responses. The check's after count had a large increase and differed significantly from all responses

except cypermethrin (67.9 g [AI]/ha). Cypermethrin's (67.9 g [AI]/ha) response did not differ from responses for carbaryl, endosulfan, fenvalerate, or cypermethrin (45.3 g [AI]/ha).

Figure 5 presents the total number of insects minus first instar nymphs. As with total nymphs, when the first instars are removed from the counts, methomyl, fenvalerate, and the cypermethrins show better performance when compared to the check. On experimental period one, the response for cypermethrin (67.9 g [AI]/ha) was significantly different from responses for the check, endosulfan, and carbaryl. Carbaryl's response differed significantly from that of methomyl, cypermethrin (45.3 g [AI]/ha), and fenvalerate, but the check and endosulfan did not differ significantly. Also, methomyl, cypermethrin (45.3 g [AI]/ha), fenvalerate, and cypermethrin (67.9 g [AI]/ha) did not differ significantly from each other in their responses. For experimental period two, endosulfan and fenvalerate differed significantly in their change of before and after treatment counts; however, the other treatments did not differ from either endosulfan or fenvalerate. During experimental period three, the check, methomyl, and cypermethrin (67.9 g [AI]/ha and 45.3 g [AI]/ha) had either a slight increase in after treatment counts or no increase. Responses could not be declared significantly different for this experimental period. During experimental period four, methomyl, carbaryl, and endosulfan had significant increases in their

Figure 5. Log Means For Total Squash Bugs Minus First
Instar Nymphs Per Experimental Period.
Perkins, Okla. 1984.
B=before treatment; T=treatment;
A=after treatment

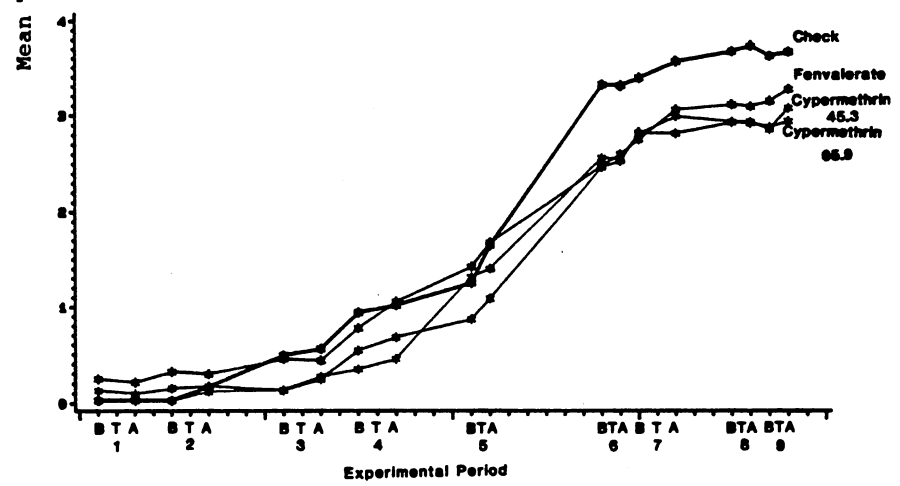
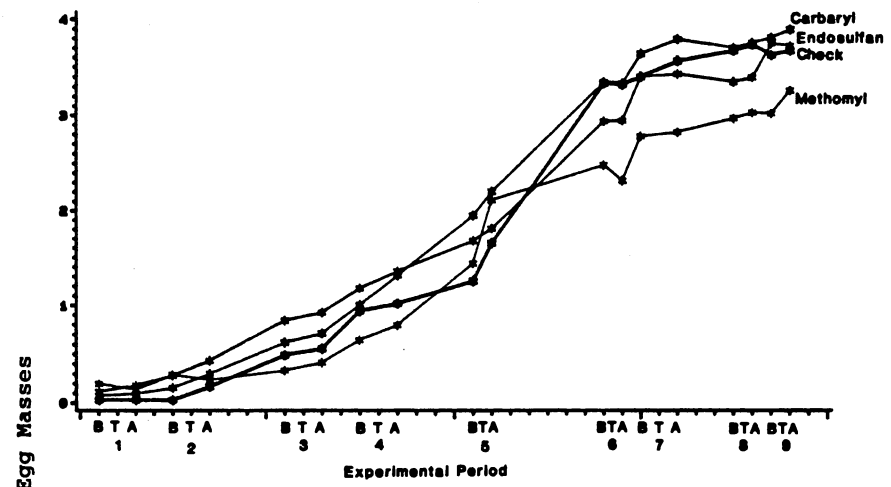


after treatment counts compared to the cypermethrins, and the check. Responses for methomyl, endosulfan, and carbaryl did not differ from the fenvalerate response. The check and cypermethrin (45.3 g [AI]/ha) responses differed significantly from all other treatments except fenvalerate's and cypermethrin's (67.9 g [AI]/ha). Cypermethrin (67.9 g [AI]/ha) did not differ in its response from that of endosulfan or fenvalerate. On experimental period five, methomyl's response differed significantly from the response of cypermethrin (45.3 g [AI]/ha). All other responses were not significantly different from each other or from methomyl and cypermethrin (45.3 g [AI]/ha). By experimental period five, squash bug populations for the pyrethroids were beginning to separate from the other treatment's insect populations. During experimental period six, the methomyl insect population began to separate from the squash bug populations for the check, carbaryl, and endosulfan; however, rate of change on this experimental period did not differ significantly among treatments. By experimental period seven, there had been an increase in the number of squash bugs for the before treatment counts, and all treatments showed a decrease in their after treatment counts. Methomyl and fenvalerate had large reductions in after treatment numbers and were significantly different from endosulfan's response but not from the responses for the other treatments. The response for endosulfan did not differ significantly from the responses of the other

treatments. A decrease occurred, again, on experimental period eight for after treatment counts for all treatments except the check. Cypermethrin's (45.3 g [AI]/ha) response was significantly different from the responses for the check, carbaryl, endosulfan, fenvalerate, and cypermethrin (67.9 g [AI]/ha) but not from methomyl's response. Methomyl's response differed from that of the check's but not from carbaryl's, endosulfan's, fenvalerate's, or cypermethrin (67.9 g [AI]/ha). The check, carbaryl, endosulfan, fenvalerate, and cypermethrin (67.9 g [AI]/ha) did not differ in their rate of change from before to after treatment counts. Cypermethrin (67.9 g [AI]/ha and 45.3 g [AI]/ha), endosulfan, carbaryl, and the check increased from before to after treatment counts on experimental period nine. Responses of cypermethrin (45.3 g [AI]/ha) and the check were significantly different from those of carbaryl, methomyl, and fenvalerate but not from other treatment responses. Cypermethrin (67.9 g [AI]/ha) differed in its response only to methomyl. Carbaryl differed in its response only to methomyl, cypermethrin (67.9 g [AI]/ha), and the check. Methomyl's rate of change (a decrease) was significantly different from all treatments except fenvalerate's.

Egg mass counts taken before and after treatment are depicted in Fig. 6. Again, methomyl and the pyrethroids decreased the mean number of egg masses more than carbaryl or endosulfan. However, the reduction was not as great as

Figure 6. Log Means For Total Squash Bug Egg Mass Numbers
Per Experimental Period. Perkins, Okla. 1984.
B=before treatment; T=treatment;
A=after treatment



for nymphs or total squash bugs (Fig. 1 and 2). Again, we are measuring the change in the before and after treatment counts. For experimental period one, methomyl and endosulfan differed significantly in their rate of change. The other treatments did not differ significantly from each other or from methomyl or endosulfan in their responses. Methomyl was again significantly different from endosulfan, carbaryl, the check, and cypermethrin (45.3 g [AI]/ha) which did not differ from each other in rate of change on experimental period two. Methomyl's rate of change did not differ from cypermethrin (67.9 g [AI]/ha) or fenvalerate's. Cypermethrin's and fenvalerate's responses were not significantly different, but did differ significantly from endosulfan, carbaryl, and the check. Experimental period three had an increase in after treatment counts for all treatments except fenvalerate and the check. However, there were no significant differences in the rates of change between insecticides. By experimental period four, egg mass numbers were increasing. Carbaryl's response differed significantly from the response for cypermethrin (45.3 g [AI]/ha) and the check. Carbaryl's response was not significantly different from the responses for endosulfan, methomyl, fenvalerate, or cypermethrin (67.9 g [AI]/ha). The check's rate of change did not differ from those of endosulfan, methomyl, or either cypermethrin. The response for methomyl was significantly different from all treatments on experimental period five due to a large after treatment

count. Responses for endosulfan and cypermethrin (45.3 g [AI]/ha) were significantly different from the check. However, fenvalerate, carbaryl, and cypermethrin (67.9 g [AI]/ha) did not differ significantly in their responses from the check or from endosulfan and cypermethrin (45.3 g [AI]/ha). From the after treatments counts on experimental period five to the before treatment counts on experimental period six, there was a large increase in number of squash bug egg masses. This indicated that the insecticides were not killing female squash bugs before they oviposited. There were general increases in after treatment counts for endosulfan, fenvalerate, and cypermethrin (67.9 g [AI]/ha). Fenvalerate's and methomyl's responses differed significantly from each other. Responses for the other treatments did not differ from each other or from fenvalerate's and methomyl's. On experimental period seven, fenvalerate's rate of change differed significantly from the rate of change for endosulfan and cypermethrin (67.9 g [AI]/ha) but not from the other treatments. The latter two did not differ from responses for the other treatments. There were no significant differences in the rates of change for experimental period eight. Most treatments had slight increases in their after treatment counts or remained relatively steady during this experimental period. For experimental period nine, methomyl and cypermethrin (45.3 g [AI]/ha) responses were significantly different from the response for endosulfan, which decreased, but not from

responses for the other treatments. Endosulfan's response did not differ significantly from the other treatments either.

From these six figures, it appears that control can be achieved with fenvalerate, cypermethrin, or methomyl. It also seems that cypermethrin, fenvalerate, and methomyl do control first instar squash bug nymphs as shown by the comparison of Figs. 1 and 4. There are indications that cypermethrin and fenvalerate are also controlling some of the adult population. Carbaryl and endosulfan do not appear to affect the squash bug population to any extent. Egg production is not affected greatly by insecticide treatments. A reduction in the number of egg masses would have a direct effect on the squash bug population. Bonjour & Fargo (1987) reported that the average number of eggs per egg mass was 19.5 on yellow straight neck 'Hyrific' (C. pepo L. var. melopepo). They also reported that by Aug 21, 58% of all leaves on the squash plants had eggs present. Therefore, even a slight reduction in the number of egg masses may have an enormous impact on the squash bug population. The check populations for total adults, total squash bugs, total nymphs, and total egg masses correspond to populations reported by Rensner et al. (1987).

One observation from Figs. 1 through 6 was that the change in the check's population from before to after treatment counts generally was zero, slightly positive, or noticeably negative. Only when after treatment counts were

taken did the check's population increase in a noticeable fashion. This may indicate that the treatments were having some effect on the check, or enough time had not elapsed between counts to detect a population increase in the control. Another possible explanation could be migration from adjacent plots. In either case, future investigations into insecticide control of the squash bug should take this information into account. There may be a need to have a greater distance between plots than the 1.5 m used in our test. This distance may also have to be expanded to limit squash bug movement between plots or some method devised to measure movement and take it into account during analysis.

The data was also analyzed to determine if differences occurred between treatments within the same experimental period for percent control. The exponential function of the log means, for each variable, was taken to convert them to the original numbers. The data was then converted to percent control using the formula

$$100 * [1 - (B_c * A_t / B_t * A_c)]$$

developed by Henderson & Tilton (1955) where B is the before counts and A is the after counts for c the control and t the treatment, and then analyzed using ANOVA (SAS Institute 1985) with the means separated by Duncan's Multiple Range Test. Since the formula incorporates both the before and after treatment counts, we believe it provides a better estimate of percent control than Abbott's formula (Abbott 1925) which considers only the after

treatment counts. Because of few insects in the early spray periods, the first four experimental periods were omitted and the remaining five experimental periods were analyzed to determine if significant differences occurred within an experimental period between treatments.

Percent control for total nymphs is presented in Table VII. Significance could not be declared for any experimental period. There were extreme differences between treatments within spray dates, but, due to large variations, significance could not be declared. Negative numbers in Table VII indicate that the squash bug population increased rather than decreased. There was a trend for methomyl, fenvalerate, and cypermethrin (45.3 g [AI]/ha and 67.9 g [AI]/ha) to exceed endosulfan and carbaryl in percent control over the experimental periods. Most of the percent control figures were generally in the "not acceptable level", ie <80%. Only once, on experimental period seven did a treatment exceed 80% control (fenvalerate 81.6%).

Total squash bug percent control is presented in Table VIII. Significance was declared on experimental period seven and eight. The percent control of methomyl and the pyrethroid's was significantly different from the percent control for carbaryl on experimental period seven. Fenvalerate had a significantly greater control as compared to endosulfan but not methomyl or either cypermethrin. Endosulfan and carbaryl did not differ significantly from each other in their percent control. On experimental period

TABLE VII
 PERCENT CONTROL OF TOTAL SQUASH BUGS NYMPHS
 PERKINS, OKLA. 1984

| Treatment | Rate g AI/ha | Experimental Period ¹ | | | | |
|--------------|-----------------|----------------------------------|--------|--------|-------|-------|
| | | 5 | 6 | 7 | 8 | 9 |
| Carbaryl | 1131.3 | -377.4 | - 9.0 | -17.48 | 3.88 | 53.08 |
| Endosulfan | 1131.3 | -54.9 | 41.5 | 31.39 | 16.36 | 55.60 |
| Methomyl | 1018.9 | -111.2 | 53.1 | 38.39 | 48.76 | 55.83 |
| Fenvalerate | 226.3 | -91.7 | -444.0 | 81.62 | 30.65 | 28.53 |
| Cypermethrin | 45.3 | -980.5 | -192.6 | 68.27 | 34.27 | 33.29 |
| Cypermethrin | 67.9 | -45.4 | -272.3 | 61.36 | 17.85 | 39.16 |

¹Significance not declared at (p=0.05) by DMRT.

TABLE VIII
 PERCENT CONTROL OF TOTAL SQUASH BUGS BY SPRAY DATE
 PERKINS, OKLA. 1984

| Treatment | Rate g AI/ha | 5 | Experimental Period ¹ | | | |
|--------------|-----------------|--------|----------------------------------|---------|----------|-------|
| | | | 6 | 7 | 8 | 9 |
| Carbaryl | 1131.3 | -92.5 | -19.7 | 10.86c | 9.79c | 50.04 |
| Endosulfan | 1131.3 | -24.0 | 36.0 | 25.19bc | 12.24bc | 46.24 |
| Methomyl | 1018.9 | -18.9 | 45.9 | 70.01ab | 51.77a | 62.16 |
| Fenvalerate | 226.3 | 57.4 | -129.3 | 75.81a | 47.79a | 49.68 |
| Cypermethrin | 45.3 | -750.2 | -71.7 | 63.16ab | 49.92ab | 21.36 |
| Cypermethrin | 67.9 | -10.4 | 5.5 | 62.81ab | 31.33abc | 34.32 |

¹ Means within the same column followed by the same letter are not significant at (P=0.05; Duncan's [1955] multiple range test).

eight, percent control for methomyl and the pyrethroids was significantly different from that of carbaryl. Methomyl and fenvalerate were also significantly different from endosulfan's percent control. Cypermethrin (45.3 g [AI]/ha) did not differ significantly from endosulfan's percent control, however, percent control for cypermethrin (67.9 g [AI]/ha) did not differ significantly from either endosulfan or carbaryl. Endosulfan and carbaryl were not significantly different in their percent control of squash bugs. Although percent control increased when nymphal and adult stages (Table VIII) of the squash bug were combined compared to percent control for adults (Table IX), generally, treatment means for total squash bugs could not be separated statistically. The decrease in total squash bug numbers for methomyl, fenvalerate, and the cypermethrins is evident for experimental period seven, Fig. 3 and Table VIII.

Table IX shows the percent control results for total adults. Only on experimental period seven were percent controls declared significantly different. Carbaryl and endosulfan's percent control were significantly different from methomyl's. Percent control for these three treatments did not differ significantly from the percent control for the other treatments. The results in Table IX are different from the results in Fig. 3. Measurements of percent control are presented in Table IX, whereas measurements in the change from before to after treatment counts are depicted in Fig. 3. Even though there are noticeable decreases in after

TABLE IX
 PERCENT CONTROL OF ADULT SQUASH BUGS BY SPRAY DATE
 PERKINS, OKLA. 1984

| Treatment | Rate g AI/ha | Experimental Period ¹ | | | | |
|--------------|-----------------|----------------------------------|--------|---------|-------|--------|
| | | 5 | 6 | 7 | 8 | 9 |
| Carbaryl | 1131.3 | -8.23 | -95.57 | 9.69b | 30.38 | -6.4 |
| Endosulfan | 1131.3 | 37.00 | 7.54 | -27.75b | 10.34 | -361.2 |
| Methomyl | 1018.9 | 16.81 | 29.09 | 48.89a | 27.29 | 45.7 |
| Fenvalerate | 226.3 | 1.45 | -46.91 | 42.39ab | 36.61 | -0.2 |
| Cypermethrin | 45.3 | -63.85 | -73.91 | 19.03ab | 60.87 | -108.5 |
| Cypermethrin | 67.9 | -10.44 | -27.24 | 31.65ab | 46.15 | -37.0 |

¹ Means within the same column followed by the same letter are not significant at (P=0.05; Duncan's [1955] multiple range test).

treatment counts, for example in experimental period eight, Fig. 3, the percent control, Table IX, does not necessarily correspond with the decrease in Fig. 3. The percent control is calculated with the before and after treatment counts of both the control and the treatment. If the control decreases in the after treatment count, the percent control will not be as great as when the after treatment count increases for the control. Also, often the after treatment count for the treatment(s) increased which can provide a lower percent control figure. Overall, methomyl and the pyrethroids reduced the adult populations but not at significantly different rates.

Total nymphs minus first instar nymphs are presented in Table X. Again, significance was not declared within an experimental period; however, for all experimental periods except periods five and seven, there was a trend toward an increase in percent control when compared to total nymphs in Table VII. This could indicate that first instar nymphs were counted before the insecticides acted upon them (Henderson & Tilton, 1955). A possible reason for experimental periods five and seven not exhibiting an increase in percent control over Table VII could be that in those experimental periods there were few first instar squash bugs present as compared to the other experimental periods. If first instar nymphs are not being affected by the insecticides before the after treatment counts are made as supported in Table X, then first instar nymphs should not

TABLE X
 PERCENT CONTROL OF TOTAL SQUASH BUGS NYMPHS
 MINUS FIRST INSTAR NYMPHS
 PERKINS, OKLA. 1984

| Treatment | Rate g AI/ha | 5 | Experimental Period ¹ | | | |
|--------------|-----------------|--------|----------------------------------|--------|-------|-------|
| | | | 6 | 7 | 8 | 9 |
| Carbaryl | 1131.3 | -72.0 | -21.89 | 11.71 | 17.72 | 52.34 |
| Endosulfan | 1131.3 | -409.0 | -16.30 | -10.83 | 24.45 | 58.26 |
| Methomyl | 1018.9 | -105.3 | -36.96 | -2.23 | 59.73 | 81.20 |
| Fenvalerate | 226.3 | -101.6 | -138.93 | 19.51 | 25.44 | 59.93 |
| Cypermethrin | 45.3 | -86.2 | -30.09 | -59.94 | 53.57 | 59.93 |
| Cypermethrin | 67.9 | -89.2 | -12.99 | -53.27 | 14.80 | 50.14 |

¹No significant differences were declared at (p=0.05) by DMRT.

be considered in future efficacy testing programs unless enough time has elapsed to allow action by the insecticides on the insects. Otherwise, the sample may be biased against the insecticide.

Table XI presents percent control of total squash bugs minus first instars. Experimental period eight and nine had significant differences between treatments. Cypermethrin (45.3 g [AI]/ha) differed from carbaryl and endosulfan in percent control on experimental period eight, but not from the other treatments. Percent control for methomyl differed significantly from that of endosulfan but not carbaryl, while fenvalerate and cypermethrin's (67.9 g [AI]/ha) percent control did not differ significantly from percent control for any treatments. For experimental period nine, methomyl and cypermethrin (45.3 g [AI]/ha) differed significantly in their percent control, but the other treatment's percent control did not differ from each other or from methomyl and cypermethrin (45.3 g [AI]/ha). If, as stated before, first instar nymphs were being counted before the insecticides had time to act upon the newly hatched insects, one would expect percent control in the Table XI to be greater than in Table VIII when newly hatched insects were removed (Henderson & Tilton, 1955). This, in fact, did occur on experimental period eight. On experimental period five, four treatments increased in percent control and two decreased in percent control. Experimental periods six and seven had decreases in percent control when Table XI is

TABLE XI
 PERCENT CONTROL OF TOTAL SQUASH BUGS MINUS FIRST
 INSTARS BY SPRAY DATE
 PERKINS, OKLA. 1984

| Treatment | Rate g AI/ha | Experimental Period ¹ | | | | |
|--------------|-----------------|----------------------------------|--------|--------|----------|---------|
| | | 5 | 6 | 7 | 8 | 9 |
| Carbaryl | 1131.3 | -25.74 | -38.71 | 9.76 | 26.65bc | 46.88ab |
| Endosulfan | 1131.3 | -19.00 | -9.23 | -12.04 | 22.00c | 40.31ab |
| Methomyl | 1018.9 | -6.81 | 5.93 | 35.98 | 62.71ab | 81.43a |
| Fenvalerate | 226.3 | 10.97 | -31.16 | 38.09 | 51.08abc | 58.48ab |
| Cypermethrin | 45.3 | -63.12 | -38.50 | 3.50 | 73.18a | -20.76b |
| Cypermethrin | 67.9 | -33.12 | - 8.03 | 31.53 | 54.43abc | 17.38ab |

¹ Means within the same column followed by the same letter are not significant at (P=0.05; Duncan's [1955] multiple range test).

compared with Table VIII. On experimental period nine, there were four treatments that decreased in percent control and two that increased in percent controls. Either first instar nymphs did not affect total counts, or there are other factors such as migration entering into the picture. Together, Fig. 5 and Table XI pinpoint where methomyl and the pyrethroids decreased the squash bug population. Methomyl on experimental period five had a large decrease from before to after treatment as depicted in Fig. 5. This is also indicated in Table XI by the small percent control, (5.9%). Methomyl and the pyrethroids exhibited large decreases in after treatment counts on experimental period eight, Fig. 5. Table XI bears this out with 62.7, 51.0, 78.1, and 54.4 percent control respectively.

This data points out the problem of insect distribution within a plot or test area. A major reason for not being able to separate differences was a result of the large variation that occurred from sampling individual plants. Taylor (1987) stated that most of the efficacy testing conducted by entomologists is incorrect, or has <40% chance of being correct, due to the assumption made in analysis (that insects are randomly distributed) and the lack of knowledge of the insect(s) distribution before and after treatment. Taylor's statement is, that the entomologist should know the distribution of the insect being studied before treatment and the distribution after treatment. By knowing the distribution, one knows how many samples to make

and where to take them. This study seems to support Taylor's statements.

Yield data from the test was analyzed by general linear models (SAS Institute 1985). Over all dates, the cypermethrin (45.3 g [AI]/ha) plots produced significantly more fruit, as measured by weight, than methomyl, the check, and endosulfan (Table XII). Methomyl, carbaryl, fenvalerate, cypermethrin (67.9 g [AI]/ha), and the check did not differ significantly in their yield of squash fruit. The check produced less squash by weight than any other treatment. Cypermethrin (45.3 g [AI]/ha) plots produced more yield than all other treatments. The order of production (yield) was cypermethrin (45.3 g [AI]/ha), fenvalerate, cypermethrin (67.9 g [AI]/ha), carbaryl, endosulfan, methomyl, and the check. Rensner et al. (1987) reported that as squash bug numbers increased the number of small and mature fruit per plant decreased. This seems to be reaffirmed from these yield results. However, it should be noted that the primary purpose of this study was not to measure yield, but to measure squash bug control.

TABLE XII
 YIELD OF SQUASH PLANTS FOR
 PERKINS, OKLA. 1984

| Treatment | Rate g AI/ha | wt kg/ha ¹ |
|--------------|-----------------|--------------------------|
| Check | ---- | 1,434a |
| Endosulfan | 1131.3 | 2,664a |
| Methomyl | 1018.9 | 2,246a |
| Carbaryl | 1131.3 | 3,046ab |
| Cypermethrin | 67.9 | 3,052ab |
| Fenvalerate | 226.3 | 3,136ab |
| Cypermethrin | 45.3 | 5,839b |

¹ Means within a column followed by the same letter are not significantly different by LSD (p=0.05).

CHAPTER III

BIOASSAY OF THREE INSECTICIDES ON SIX LIFE STAGES OF THE SQUASH BUG

Introduction

The field test results indicated that methomyl, fenvalerate, and cypermethrin have possibilities for providing control of the squash bug. To determine the toxicity of these three insecticides' to the squash bug, topical and contact bioassay tests were conducted on the nymphal and adult stages of the insect.

There are few reports of bioassay tests with squash bugs in the literature. Wright & Decker (1955) and Harries & Matsumori (1955) tested chlorinated hydrocarbon insecticides and parathion. To further expand the knowledge of insecticidal activity on squash bugs three insecticides from the 1984 field test were selected to test their topical and contact activity against various life stages of the squash bug. Since methomyl, fenvalerate, and cypermethrin appeared to perform the best in the 1984 field treatment, they were selected for the bioassay. Technical fenvalerate and methomyl (Shell Chemical) and cypermethrin (FMC) were used in the test.

Two methods for testing insecticide toxicity to squash

bugs were used in this study. The topical application method is probably the most common method used for insecticides. The contact method is another means of exposing insects to an insecticide (Matsumura 1976). Oppenoorth (1959) found that for many insecticides these two methods have a linear relationship to each other.

Materials and Methods

Topical Application Test

Effects of technical grade methomyl(98%), fenvalerate (91.7%) (Shell Chemical Co.), and cypermethrin (95%) (FMC) were investigated. All compounds were dissolved in UV spectrophotometry grade acetone. Test concentrations were formulated as serial dilutions of the stock solution. Initial screening was conducted to determine ranges for testing, i.e. 100% and <5% mortality. Tests were conducted using procedures developed by DeBarr & Nord (1978) for Leptoglossus corculus (Say) (Hemiptera:Coreidae)

Application of technical insecticide dilution to second instar through adult life stages was made with a DRUMMOND digital microdispenser (Model 150) delivering 1 μ l of the dilution per insect. Control insects were treated with the acetone solvent. Applications were made to the dorsum of the thorax, holding the insect legs with forceps during treatment. This procedure did not harm the insects in pretest.

Dilutions for the first instars consisted of stock

solution diluted with deionized water. First instar squash bugs were dipped into the dilutions. This procedure, similar to the method Busvine (1951) used for aphids, was used because pretesting indicated that acetone was toxic to first instar nymphs.

All insects were held for 24 h in 30 cc cups with filter paper lining the bottom and a nylon mesh lid. Mortality was recorded at 12 and 24 h intervals. Four replications per concentration per life stage were run. Ten insects from each life stage were used per replication resulting in 40 insects per life stage being tested per concentration. Ten first and second instar nymphs were placed in each cup, while five third through fifth instar nymphs and adults were placed in a cup with two cups making a replication. Mortality was indicated when the insect did not move when prodded or was unable to obtain its balance when locomotive (Busvine 1951).

Insects were obtained from field populations. First instars were both collected in the field and hatched from eggs collected in the field. Second instar nymphs were collected in the field and reared from first instars in the laboratory. All other life stages were field collected. Squash bug life stages were held in individual gallon containers with filter paper lining the bottom and a squash fruit placed on the filter paper for nourishment.

Probit analysis was made using a computer analysis package (SAS Institute 1985) with the control (C) specified.

This procedure specifies a constant threshold rate for the control for the data set analyzed. C was specified by dividing the number of responses (dead insects) for the control by the number of total insects in the control. Therefore, if one insect died then C would be 0.025 (1/40).

Contact Test

The same collection and holding procedures were used for this test as for the topical test.

Filter paper was treated with a given concentration of insecticide dissolved in acetone to give $\mu\text{g}/\text{cm}^2$. Checks were filter papers treated with the acetone solvent. All filter papers were air dried for 24 h and then placed inside aluminum foil wrappers until used. Insects were placed in a petri dish with treated filter paper in the bottom. The top of the petri dish had holes punched into it for ventilation. Insects were monitored at 12 h and 24 h for mortality.

Three replications were run on each concentration of insecticide and life stage.

Probit analysis was made using a computer analysis package (SAS Institute 1985) with the control (C) specified. This procedure specifies a constant threshold rate for the control for the data set analyzed, and the same procedure was used as for topical applications to specify C.

Results and Discussion

Topical application of the three insecticides was more toxic than contact application. The order of toxicity was cypermethrin, fenvalerate, and methomyl for both methods of application. Tables XIII to XV present the LD₅₀ value, slope, and intercept for the different treatments. The LD₅₀ values for topical applications to specific stages within an insecticide treatment were smaller than for the contact LD₅₀ values. Slopes for topical applications were also smaller than the slopes of contact applications. These results indicate that a topical application of each insecticide is more toxic to each life stage of the squash bug than exposure via contact. The fourth, male, and female stages for 24 h contact cypermethrin were exceptions. In these cases, the topical application had a greater slope than the contact. The intercepts for cypermethrin topical were also greater than for cypermethrin contact at both recording periods (Table XIII). This could indicate cypermethrin may have the same rate of effect for each treatment, but the contact requires a higher dose. First and second instars were the most susceptible to topical applications with a trend for succeeding instars to be less susceptible. There were noticeable differences - such as fifth instar at the 12 h period for cypermethrin (Table XIII) being less affected than males. Fourth instars at 12 h for methomyl (Table XIV) also had a higher LD₅₀ than fifth instars. This trend held true for the 24 h recording. Fenvalerate topically applied

TABLE XIII

LD₅₀, SLOPES, AND INTERCEPTS FOR CYPERMETHRIN

| TOPICAL 12hr | | | | | | |
|-----------------|------------------------|---------------------|-------|-----|-------|------|
| Stage | LD ₅₀ µg/µl | 95% Fiducial Limits | Slope | SE | Int | SE |
| 1st instar | 1.85E-14 | 2.17E-17 - 3.42E-14 | .18 | .08 | 9.72 | .69 |
| 2nd instar | 1.00E-8 | 2.17E-11 - 7.00E-8 | .22 | .04 | 11.03 | 1.15 |
| 3rd instar | 2.57E-6 | 2.80E-7 - 5.40E-5 | .14 | .08 | 6.92 | .42 |
| 4th instar | 4.06E-3 | 1.90E-3 - 8.70E-3 | .60 | .11 | 8.31 | .67 |
| 5th instar | 0.024 | 0.010 - 0.061 | .72 | .11 | 7.70 | .22 |
| male | 0.018 | 0.014 - 0.022 | 1.07 | .12 | 9.31 | .23 |
| female | 0.030 | 0.024 - 0.036 | 1.13 | .11 | 8.98 | .42 |

| TOPICAL 24hr | | | | | | |
|-----------------|------------------------|---------------------|-------|-----|-------|------|
| Stage | LD ₅₀ µg/µl | 95% Fiducial Limits | Slope | SE | Int | SE |
| 1st instar | 3.98E-15 | 2.42E-18 - 3.42E-14 | .18 | .08 | 9.72 | .69 |
| 2nd instar | 8.43E-9 | 1.40E-14 - 1.00E-8 | .16 | .03 | 8.42 | .66 |
| 3rd instar | 2.20E-7 | 9.00E-8 - 5.40E-7 | .18 | .01 | 7.87 | .29 |
| 4th instar | 2.88E-3 | 2.49E-3 - 3.42E-3 | 1.36 | .17 | 12.95 | 1.01 |
| 5th instar | 0.011 | 9.00E-3 - 0.015 | 1.10 | .15 | 9.94 | .79 |
| male | 0.015 | 0.012 - 0.018 | 1.51 | .18 | 11.31 | .80 |
| female | 0.030 | 0.024 - 0.036 | 1.42 | .19 | 9.95 | .65 |

TABLE XIII (Continued)

| CONTACT 12hr | | | | | | | |
|-----------------|--|---------------------|-------|------|------|-----|--|
| Stage | LC ₅₀ $\mu\text{g}/\text{cm}^2$ | 95% Fiducial Limits | Slope | SE | Int | SE | |
| 1st instar | 4.54 | 3.45 - 5.72 | .19 | 3.74 | 3.17 | .36 | |
| 2nd instar | 0.66 | 0.54 - 0.81 | 1.38 | .18 | 5.56 | .15 | |
| 3rd instar | 4.17 | 2.08 - 7.74 | .83 | .16 | 3.80 | .32 | |
| 4th instar | 4.37 | 3.35 - 5.70 | .73 | .06 | 3.91 | .13 | |
| 5th instar | 5.86 | 4.85 - 7.04 | 1.53 | .19 | 2.28 | .37 | |
| male | 6.95 | 4.56 - 10.87 | 1.30 | .25 | 2.47 | .51 | |
| female | 10.63 | 8.62 - 13.15 | 1.16 | .13 | 2.23 | .32 | |

| CONTACT 24hr | | | | | | | |
|-----------------|--|---------------------|-------|------|------|-----|--|
| Stage | LD ₅₀ $\mu\text{g}/\text{cm}^2$ | 95% Fiducial Limits | Slope | SE | Int | SE | |
| 1st instar | 1.62 | 0.69 - 3.04 | 0.79 | 0.16 | 4.61 | .23 | |
| 2nd instar | 0.25 | 0.19 - 0.30 | 1.99 | 0.42 | 7.75 | .54 | |
| 3rd instar | 1.63 | 0.63 - 3.04 | 0.84 | 0.19 | 4.58 | .26 | |
| 4th instar | 1.07 | 0.54 - 1.94 | 0.86 | 0.18 | 4.94 | .21 | |
| 5th instar | 4.66 | 2.70 - 7.78 | 1.79 | 0.36 | 2.23 | .61 | |
| male | 2.70 | 2.16 - 3.35 | 1.12 | 0.13 | 3.88 | .18 | |
| female | 4.95 | 3.88 - 6.30 | 0.89 | 0.09 | 3.55 | .19 | |

TABLE XIV
LD₅₀, SLOPES, AND INTERCEPTS FOR METHOMYL

| TOPICAL 12HR | | | | | | | |
|-----------------|------------------------|---------------------|--|-------|------|------|-----|
| Stage | LD ₅₀ µg/µl | 95% Fiducial Limits | | Slope | SE | Int | SE |
| 1st instar | 0.17 | 2.71E-5 - 0.36 | | 1.04 | 0.39 | 6.80 | .61 |
| 2nd instar | 0.12 | 0.07 - 0.18 | | 0.93 | 0.15 | 6.96 | .33 |
| 3rd instar | 0.12 | 0.06 - 0.22 | | 1.03 | 0.23 | 7.13 | .48 |
| 4th instar | 0.41 | 0.18 - 0.64 | | 1.33 | 0.35 | 6.18 | .32 |
| 5th instar | 0.29 | 0.18 - 0.48 | | 1.33 | 0.26 | 6.62 | .39 |
| male | 0.54 | 0.42 - 0.70 | | 0.78 | 0.10 | 5.48 | .12 |
| female | 1.22 | 0.57 - 4.94 | | 0.94 | 0.23 | 4.80 | .23 |

| TOPICAL 24HR | | | | | | | |
|-----------------|------------------------|---------------------|--|-------|------|------|-----|
| Stage | LD ₅₀ µg/µl | 95% Fiducial Limits | | Slope | SE | Int | SE |
| 1st instar | 0.06 | 0.01 - 0.12 | | 0.63 | 0.14 | 6.78 | .39 |
| 2nd instar | 0.04 | 0.02 - 0.08 | | 0.71 | 0.12 | 7.14 | .34 |
| 3rd instar | 0.11 | 0.06 - 0.17 | | 0.98 | 0.18 | 7.13 | .39 |
| 4th instar | 0.27 | 0.01 - 0.41 | | 1.62 | 0.57 | 7.09 | .62 |
| 5th instar | 0.22 | 0.10 - 0.52 | | 0.95 | 0.22 | 6.41 | .41 |
| male | 0.31 | 0.26 - 0.36 | | 1.33 | 0.14 | 6.55 | .19 |
| female | 1.04 | 0.59 - 7.36 | | 1.23 | 0.36 | 4.94 | .25 |

TABLE XIV (Continued)

| CONTACT 12HR | | | | | | | |
|-----------------|-------------------------------------|---------------------|----------|-------|------|--------|------|
| Stage | LD ₅₀ µg/cm ² | 95% Fiducial Limits | | Slope | SE | Int | SE |
| 1st instar | 92.60 | 57.55 | - 164.90 | 1.18 | 0.22 | -0.38 | 1.00 |
| 2nd instar | 136.77 | 112.22 | - 164.21 | 1.69 | 0.25 | -3.36 | 1.30 |
| 3rd instar | 222.72 | 138.75 | - 365.91 | 1.71 | 0.39 | -4.29 | 2.13 |
| 4th instar | 218.44 | 180.34 | - 268.30 | 1.41 | 0.18 | -2.60 | 1.00 |
| 5th instar | 262.16 | 222.91 | - 311.03 | 1.97 | 0.29 | -6.01 | 1.62 |
| male | 178.66 | 152.59 | - 209.89 | 2.11 | 0.31 | -5.98 | 1.63 |
| female | 207.71 | 111.23 | - 464.54 | 2.89 | 0.89 | -10.46 | 4.77 |

| CONTACT 24HR | | | | | | | |
|-----------------|-------------------------------------|---------------------|----------|-------|------|--------|------|
| Stage | LC ₅₀ µg/cm ² | 95% Fiducial Limits | | Slope | SE | Int | SE |
| 1st instar | 83.88 | 5.58 | - 241.35 | 1.15 | 0.38 | -0.13 | 1.77 |
| 2nd instar | 110.27 | 86.48 | - 131.48 | 2.53 | 0.59 | -6.90 | 2.86 |
| 3rd instar | 154.21 | 118.89 | - 192.20 | 1.45 | 0.24 | -2.31 | 1.28 |
| 4th instar | 143.39 | 91.16 | - 234.13 | 1.48 | 0.28 | -2.35 | 1.41 |
| 5th instar | 181.15 | 151.75 | - 217.59 | 1.65 | 0.21 | -3.60 | 1.14 |
| male | 168.62 | 147.83 | - 194.39 | 3.08 | 0.56 | -10.80 | 2.88 |
| female | 179.41 | 83.28 | -1180.41 | 3.17 | 0.95 | -11.46 | 4.92 |

was more toxic than when squash bugs were exposed to treated filter paper (Table XV). The differences between LD₅₀ values for topical and contact applications methods was not as great for fenvalerate as to those of cypermethrin for first, second, and third instar nymphs.

The sequence of toxicity for topical application, as derived from Tables XIII through XV, of the three insecticides tested is presented in Table XVI. For cypermethrin at 12 h, first instars were more susceptible than second, second instars more susceptible than third, then fourth instars, males, fifth instars, and females. For 24 h exposure the order was first instar, second instar, third instar, fourth instar, fifth instar, male, and female. The order for methomyl topical was second instar, third instar, first instar, fifth instar, fourth instar, male, and female for 12 h and second instar, first instar, third instar, fifth instar, fourth instar, male, and female for 24 h (Table XVI). It is interesting to note that methomyl at 24 h for the females has a lower LD₅₀ value than fenvalerate at 24 h. Fenvalerate, topically applied, at 12 h had an order of second instar, first instar, third instar, fourth instar, fifth instar, male, and female. After 24 h, the order remained the same.

The low LD₅₀ levels of cypermethrin and fenvalerate correspond to data by Orchard (1980) who reported that permethrin doubled the frequency of the electrical activity of the neurosecretory axons of Rhodnius prolixus Stal at

TABLE XV

LD₅₀, SLOPES, AND INTERCEPTS FOR FENVALERATE

| Stage | LD ₅₀ µg/µl | TOPICAL 12HR | | Slope | SE | Int | SE |
|------------|------------------------|---------------------|-----------|-------|-----|-------|------|
| | | 95% Fiducial Limits | | | | | |
| 1st instar | 4.47E-4 | 1.25E-4 | - 9.86E-4 | 0.67 | .16 | 10.22 | 1.25 |
| 2nd instar | 2.70E-4 | 1.93E-4 | - 3.68E-4 | 0.59 | .06 | 9.89 | 0.49 |
| 3rd instar | 1.04E-3 | 5.19E-4 | - 2.27E-3 | 0.45 | .07 | 8.11 | 0.51 |
| 4th instar | 0.12 | 0.022 | - 0.68 | 0.24 | .04 | 5.49 | 0.17 |
| 5th instar | 1.37 | 0.38 | - 5.07 | 0.37 | .07 | 4.87 | 0.16 |
| male | 4.20 | 1.23 | - 19.63 | 0.75 | .21 | 3.90 | 0.36 |
| female | 4.96 | 1.86 | - 19.47 | 0.77 | .20 | 3.75 | 0.36 |

| Stage | LD ₅₀ µg/µl | TOPICAL 24HR | | Slope | SE | Int | SE |
|------------|------------------------|---------------------|-----------|-------|-----|-------|------|
| | | 95% Fiducial Limits | | | | | |
| 1st instar | 4.24E-4 | 9.15E-5 | - 9.30E-4 | 0.81 | .22 | 11.31 | 1.70 |
| 2nd instar | 3.18E-4 | 1.16E-4 | - 6.93E-4 | 0.64 | .12 | 10.18 | 1.01 |
| 3rd instar | 6.56E-4 | 2.80E-4 | - 1.51E-3 | 0.44 | .07 | 8.23 | 0.56 |
| 4th instar | 1.16E-2 | 3.56E-3 | - 0.036 | 0.40 | .06 | 6.80 | 0.34 |
| 5th instar | 0.41 | 0.16 | - 0.92 | 0.41 | .05 | 5.36 | 0.13 |
| male | 1.99 | 0.52 | - 5.10 | 0.84 | .20 | 4.41 | 0.31 |
| female | 2.82 | 0.90 | - 6.07 | 0.89 | .20 | 4.07 | 0.34 |

TABLE XV (Continued)

| CONTACT 12HR | | | | | | | |
|-----------------|-------------------------------------|---------------------|---------|-------|-----|-------|------|
| Stage | LC ₅₀ µg/cm ² | 95% Fiducial Limits | | Slope | SE | Int | SE |
| 1st instar | 2.52 | 0.78 | - 9.67 | 0.84 | .25 | 4.21 | 0.39 |
| 2nd instar | 5.49 | 2.59 | - 16.95 | 0.96 | .29 | 3.35 | 0.51 |
| 3rd instar | 27.21 | 10.53 | - 37.85 | 1.66 | .54 | -0.48 | 1.93 |
| 4th instar | 29.87 | 20.08 | - 47.57 | 0.92 | .15 | 1.84 | 0.50 |
| 5th instar | 70.33 | 58.73 | - 88.34 | 1.74 | .30 | -2.40 | 1.27 |
| male | 60.16 | 45.85 | - 87.37 | 0.93 | .14 | 1.16 | 0.53 |
| female | 55.96 | 44.74 | - 73.79 | 1.17 | .18 | 0.28 | 0.71 |

| CONTACT 24HR | | | | | | | |
|-----------------|-------------------------------------|---------------------|---------|-------|-----|-------|------|
| Stage | LC ₅₀ µg/cm ² | 95% Fiducial Limits | | Slope | SE | Int | SE |
| 1st instar | 2.21 | 8.0E-4 | - 3.33 | 1.58 | .62 | 3.73 | 0.73 |
| 2nd instar | 1.34 | 0.67 | - 1.86 | 0.92 | .23 | 4.72 | 0.24 |
| 3rd instar | 12.65 | 9.60 | - 16.10 | 1.22 | .18 | 1.89 | 0.51 |
| 4th instar | 10.43 | 5.86 | - 19.66 | 0.73 | .13 | 3.26 | 0.34 |
| 5th instar | 41.62 | 35.10 | - 49.53 | 1.84 | .26 | -1.87 | 0.98 |
| male | 23.91 | 19.40 | - 29.46 | 1.22 | .15 | 1.11 | 0.49 |
| female | 22.31 | 9.67 | - 44.30 | 1.16 | .24 | 1.37 | 0.82 |

TABLE XVI
ORDER OF TOPICAL SUSCEPTIBILITY

| | 12 h | | | | | | | |
|--------------|----------------|---|---|---|---|---|-------|--|
| | Most | | | | | | Least | |
| CYPERMETHRIN | 1 ^a | 2 | 3 | 4 | M | 5 | F | |
| FENVALERATE | 2 | 1 | 3 | 4 | 5 | M | F | |
| METHOMYL | 2 | 3 | 1 | 5 | 4 | M | F | |
| | 24 h | | | | | | | |
| | Most | | | | | | Least | |
| CYPERMETHRIN | 1 ^a | 2 | 3 | 4 | 5 | M | F | |
| FENVALERATE | 2 | 1 | 3 | 4 | 5 | M | F | |
| METHOMYL | 2 | 1 | 3 | 5 | 4 | M | F | |

^aNymphs: 1=first instar, 2=second instar, 3=third instar, 4=fourth instar, 5=fifth instar; Adults: M=male, F=female.

1×10^{-9} . Orchard & Osborne (1979) also found that concentrations of permethrin at 5×10^{-11} effect massive frequency reactions to the peripheral neurosecretory cells in the stick bug, Carausius morosus Brunner. Corbett et al. (1984) stated that the quick knockdown often seen with pyrethroids indicates the site of action may be the peripheral nerves; therefore, topical applications should have a greater chance of penetrating the insects cuticle and reaching the site of action than contact applications.

Results for the contact test were similar. Order of toxicity was cypermethrin, fenvalerate, and methomyl.

First instars at 12 h for cypermethrin (Table XIII) had a higher LC_{50} than second, third, and fourth instars. The order of cypermethrin toxicity (Table XVII) at 12 h was second, third, fourth, first, fifth, male, and female. At 24 h, first instar LC_{50} 's were still greater than LC_{50} 's for second and fourth but not third instars. The order of LC_{50} 's for the cypermethrin contact test was second, fourth, first, third, male, fifth, and female after 24 h. Order of toxicity for methomyl contact (Table XVII) at 12 h was first, second, third, fourth, female, male, and fifth. At 24 h, the order was first, second, fourth, third, male, female, and fifth. Order of toxicity for fenvalerate contact (Table XVII) at 12 h was first, second, third, fourth, female, male, and fifth. For 24 h, the order was second, first, fourth, third, female, male, and fifth.

TABLE XVII
ORDER OF CONTACT SUSCEPTIBILITY

| | 12 h | | | | | | |
|--------------|----------------|---|---|---|---|---|-------|
| | Most | | | | | | Least |
| CYPERMETHRIN | 2 ^a | 3 | 4 | 1 | 5 | M | F |
| FENVALERATE | 1 | 2 | 3 | 4 | F | M | 5 |
| METHOMYL | 1 | 2 | M | F | 4 | 3 | 5 |
| | 24 h | | | | | | |
| | Most | | | | | | Least |
| CYPERMETHRIN | 2 ^a | 4 | 1 | 3 | M | 5 | F |
| FENVALERATE | 2 | 1 | 4 | 3 | F | M | 5 |
| METHOMYL | 1 | 2 | 4 | 3 | M | F | 5 |

^aNymphs: 1=first instar, 2=second instar, 3=third instar, 4=fourth instar, 5=fifth instar; Adults: M=male, F=female.

From these results, it appears that cypermethrin is the most toxic insecticide to squash bugs by both contact and topical treatments. Fenvalerate is the next most toxic with methomyl being least toxic of the three tested. However methomyl was more toxic to fifth instars, males and females at 24 h than fenvalerate. It also appears that topical applications of these insecticides have a better chance of effecting control than from residual or contact methods based on the LD₅₀ and LC₅₀'s, slopes, and intercepts of the two testing methods. Due to variation in responses for first and second instars for topical application, one is cautious about making definite statements regarding order of control for instars of the squash bug.

For all but the fenvalerate and methomyl contact tests, females required the highest dose for LC₅₀. Generally, males and fifth instars were the next least susceptible stages, with the exception of methomyl contact, where third and fourth instars were less susceptible than either adult males or females at 12 h. The fifth instars, male and female life stages had the highest LC₅₀ values overall, and therefore, were less susceptible to the insecticides tested than other life stages. First and second instars were generally more susceptible to the insecticides for both types of test. One notable exception was the 24 h contact test in which the third instar nymphs were less susceptible than the fourth instars for all insecticides tested.

Hughes et al. (1987) found that when testing different insecticides against the western spruce budworm (Choristoneura occidentalis Freeman) (Lepidoptera: Tortricidae) that within an instar, increasing concentrations of an insecticide produced higher mortality. However, the same result was not achieved between instars, that is, from one instar to another increasing concentrations will cause greater mortality but may not result in the same intercepts and or slopes.

Since the topical applications provided the lowest LD₅₀'s compared to the LC₅₀'s for contact applications, this may explain why the 1984 field test was not succinct in the differences between treatments. The insecticides appear to have a greater toxicity to the squash bugs when they are actually in direct contact, via spray droplets, with the insects body rather than when the insect must come in contact with the insecticide by walking on treated surfaces. If this is the case, control of the squash bug is made more difficult by the insect's tendency to be found on the underside of the leaves and at the base of the plant; thus making direct contact with spray droplets more difficult.

CHAPTER IV

EVALUATIONS OF CARBOFURAN IN THE GREENHOUSE AND THE FIELD FOR CONTROL OF THE SQUASH BUG

Introduction

Elliot (1935) and Eichmann (1945) were among the first researchers to recognize the benefits of early control for regulating squash bug populations. Later, Rensner et al. (1987) supported this theory, stating that the overwintering generation was the key to squash bug population growth. If the overwintering generation did not have major constraints placed on them, the squash bug populations increased rapidly. Novero et al. (1962), reporting on results of squash bug preference tests, indicated that the insects remained the longest on the first squash plant they encountered, whether or not it was a preferred host. This information, combined with the information from the previous two chapters, that indicate aerielly delivered control measures are dependent on the insecticide coming in direct contact with the insect, suggest that the use of a systemic insecticide that is toxic to the adults and emerging nymphs could provide early season control.

During 1984 insecticide trials for spotted cucumber

beetles (Dibrotica undecimpunctata howardi Barber) (Coleoptera:Chrysomelidae), it was observed that squash bug adults were killed in carbofuran treated plots. We then decided to design an experiment to specifically test carbofuran for possible control of squash bug nymphs and adults on young plants.

Carbofuran movement and location in plants is well documented. Ashworth & Sheets (1970) reported carbofuran, tagged with C¹⁴, accumulated in the leaves of tobacco more than other plant parts. Greater concentrations occurred in the larger leaves than in the terminal bud. Ashworth & Sheets postulated this was possibly due to the higher rate of transpiration in the leaf. Uptake peaked at day 8 and dropped on day 21 suggesting a half life of 4 days once the source was exhausted. Their findings on tobacco corresponds to Bhirud & Pitre (1972a) who reported carbofuran treated corn plants, when checked at 21, 28, and 35 days after treatment, exhibited the same pattern of concentration in the leaves and plant. In a similar test, Bhirud & Pitre (1972b) reported that carbofuran controlled leafhoppers on corn for 21 days. In their study, third instar leafhoppers were more susceptible than fifth instar, and fifth were more susceptible than adults. The percent mortality for third and fifth instars decreased after 21 days for exposure periods of 0.25, 0.5, and 1 hour. Leafhopper mortality was highest on the lower leaves and lowest on terminal leaves. Metcalf et al. (1968) stated that carbofuran increased from

0.83 ppm in the upper leaves of cotton after five days to 1.3 ppm after 14 days and reached 10 ppm at 30 days when injected into the base of the stem. Based on this information and observations made in the 1984 field test, greenhouse and field investigations were made to determine the life stages of the squash bug that were most susceptible to carbofuran and the length of time that carbofuran may be active in the plant.

Materials and Methods

Greenhouse Test

'Hyrific' yellow straight neck squash seed was planted in individual four inch pots in the greenhouse in the following manner. Sphagnum peat moss was placed in the bottom 3/4 of each pot. The seed was placed on the peat moss, then a layer of sand placed on the seed and the carbofuran applied and incorporated into the sand. The carbofuran was applied at the rate of 1.12 and 2.24 kg [AI]/ha to each pot; this was 6 and 12 g per pot respectively. After emergence, another layer of sand was placed on the surface. This was done to avoid aerial contamination by the volatilization of carbofuran (Talekar et al. 1977). Five squash bugs from each life stage were placed on squash plants when the plants had one, three, and five true leaves. A non-treated control was maintained for each treatment. The test was replicated four times in a completely randomized design. Mortality was recorded at 24

h and 48 h after insect placement on the plants. Squash bugs were confined on one leaf at a time with cages (Beard 1937).

Field Test

In a second test, carbofuran was used in a band application at planting in the field. Carbofuran was applied at the rates of 1.12 kg [AI]/ha and 2.24 kg [AI]/ha as an incorporated band at planting. A non-treated plot was used as the control. 'Hyrific' yellow straight neck squash was planted on September 13 at the Horticulture Research Station in Stillwater, Okla. The plot was a randomized complete block design replicated five times. The number of plants, live and dead squash bugs per plot were recorded.

Statistical analysis was conducted using General Linear Models (SAS Institute 1985) for the live and dead squash bugs in the field test, and an ANOVA test was used to test for significance for plant population (SAS Institute 1985).

Results and Discussion

Greenhouse Test

Carbofuran at the 1.12 kg AI/ha rate killed all first through third squash bug nymphs after 24 h (Table XVIII). Of the remaining life stages, fifth instar nymphs were the least affected. The mean number of dead insects for fifth instars on third and fifth leaf stage plants was not significantly different from the means for the checks after

TABLE XVIII

MEAN NUMBER OF DEAD SQUASH BUGS PER LEAF STAGE
FOR CARBOFURAN 1.12 kg AI/ha

| Leaf Stage | Time | Nymphs | | | | | Adults | |
|------------|------|--------------------|-------|-------|-------|--------|--------|--------|
| | | 1st | 2nd | 3rd | 4th | 5th | Male | Female |
| 1st leaf | 24 | 5.00a ¹ | 5.00a | 5.00a | 5.00a | 3.50ab | 4.00a | 4.25a |
| 3rd leaf | 24 | 5.00a | 5.00a | 5.00a | 4.00a | 1.75bc | 2.75a | 2.50a |
| 5th leaf | 24 | 5.00a | 5.00a | 5.00a | 4.50a | 2.00bc | 3.25a | 2.75a |
| 1st leaf | 48 | 5.00a | 5.00a | 5.00a | 5.00a | 4.50a | 4.25a | 4.25a |
| 3rd leaf | 48 | 5.00a | 5.00a | 5.00a | 4.75a | 3.25ab | 3.50a | 3.50a |
| 5th leaf | 48 | 5.00a | 5.00a | 5.00a | 4.50a | 3.25ab | 4.00a | 3.00a |
| Check | 24 | 0.50b | 0.50b | 0.50b | 0.00b | 0.25c | 0.00b | 0.00b |
| Check | 48 | 0.75b | 1.00b | 0.75b | 0.25b | 0.25c | 0.00b | 0.00b |

¹Means within the same column followed by the same letter are not significantly different (P = 0.01; Duncan's [1955] multiple range test).

24 h. By the 48 h recording period, the mean number of dead fifth instars for all leaf stages tested was significantly different from the means for the checks.

The mean number of dead squash bugs for carbofuran at the 2.24 kg AI/ha rate are presented in Table XIX. All life stages of the squash bug had significantly more dead than the life stages on the checks for each leaf stage tested. First through third instars, on the treated plants, were all killed by the 48 h recording. The fifth instar nymphs were the least affected after 24 and 48 h. However, they did not differ significantly from the other treatment means but they were significantly different from the means for the checks.

From these results, it appears that carbofuran at either the 1.12 kg AI/ha or the 2.24 kg AI/ha rate will provide protection against the nymphal and adult life stages of the squash bug through the fifth leaf stage of the squash plant.

Field Test

There were an abundant number of squash bugs in the area at the time of this test. Fifteen meters to the east of the squash test plot was a watermelon variety planting that was rapidly declining due to an extremely large infestation of squash bugs. Squash bug adults and fifth instar nymphs were found migrating away from the watermelon planting.

Differences in the means were significant between

TABLE XIX
 MEAN NUMBER OF DEAD SQUASH BUGS PER LEAF STAGE
 FOR CARBOFURAN 2.24 kg AI/ha

| Leaf Stage | Time | Nymphs | | | | | Adults | |
|------------|------|--------------------|-------|-------|-------|-------|--------|--------|
| | | 1st | 2nd | 3rd | 4th | 5th | Male | Female |
| 1st leaf | 24 | 5.00a ¹ | 5.00a | 5.00a | 4.00a | 3.50a | 4.75a | 4.75a |
| 3rd leaf | 24 | 5.00a | 5.00a | 4.75a | 4.25a | 3.50a | 2.50a | 4.00a |
| 5th leaf | 24 | 5.00a | 5.00a | 5.00a | 4.75a | 2.75a | 4.50a | 4.00a |
| 1st leaf | 48 | 5.00a | 5.00a | 5.00a | 5.00a | 4.00a | 4.75a | 5.00a |
| 3rd leaf | 48 | 5.00a | 5.00a | 5.00a | 4.25a | 3.75a | 4.00a | 4.25a |
| 5th leaf | 48 | 5.00a | 5.00a | 5.00a | 4.75a | 4.00a | 4.75a | 4.50a |
| Check | 24 | 0.50b | 0.50b | 0.50b | 0.00b | 0.25b | 0.00b | 0.00b |
| Check | 48 | 0.75b | 1.00b | 0.75b | 0.25b | 0.25b | 0.00b | 0.00b |

¹Means within the same column followed by the same letter are not significantly different (P = 0.01; Duncan's [1955] multiple range test).

treatments for plant stand, dead, and live squash bugs. Carbofuran (2.24 kg [AI]/ha) had significantly more plants on each sample date than carbofuran 1.12 kg [AI]/ha (Table XX). The check was not significantly different from carbofuran 2.24 kg [AI]/ha on the first sample date or different from carbofuran 1.12 kg [AI]/ha on any sample date. Carbofuran's 1.12 kg [AI]/ha plant population remained relatively steady over the three sample dates, while carbofuran 2.24 kg [AI]/ha decreased slightly, and the check's plant population decreased the most. Carbofuran 2.24 kg [AI]/ha had significantly more plants over the sample dates (Table XXI) than the other treatments. Carbofuran 1.12 kg [AI]/ha and the check did not have significantly different plant populations over the sample dates (Table XXI). The seeds were planted in dry soil and the irrigation pattern did not totally cover the entire plot; thus the seeds did not emerge at the same rate. This is thought to be one possible cause for differences between the carbofuran treatments.

Neither sampling dates differed significantly in the number of live or dead squash bugs found (Table XXII). Carbofuran 2.24 kg [AI]/ha had significantly more dead bugs over the two sampling dates than the check, but not significantly more than carbofuran 1.12 kg [AI]/ha. The check had significantly more live squash bugs (3.9) than either carbofuran treatments (Table XXIII).

As a result of excessive rains in early October, the

TABLE XX
 MEAN NUMBER OF PLANTS PER TREATMENT BY
 SAMPLE DATE STILLWATER, OKLA. 1986

| Treatment | Rate kg AI/ha | Date ¹ | | |
|----------------|------------------|-------------------|--------|-------|
| | | 9/20 | 9/24 | 10/7 |
| Carbofuran 15G | 2.24 | 17.6a | 17.8a | 16.4a |
| Carbofuran 15G | 1.12 | 13.0b | 13.8b | 13.4b |
| Check | ---- | 15.6ab | 15.0ab | 11.4 |
| LSD(0.05) | | 3.55 | 2.94 | 2.62 |

¹Means within a column followed by the same letter are not significantly different (P=0.05).

TABLE XXI
MEAN NUMBER OF PLANTS FOR ALL SAMPLE DATES
STILLWATER, OKLA. 1986

| Treatment | Rate kg AI/ha | Mean No. ¹ Plants |
|----------------|------------------|---------------------------------|
| Carbofuran 15G | 2.24 | 17.26a |
| Carbofuran 15G | 1.12 | 13.40b |
| Check | ---- | 14.00b |
| LSD(0.05) | | 2.55 |

¹Means within a column followed by the same letter are not significantly different (P=0.05).

TABLE XXII
 MEAN NUMBER OF SQUASH BUGS PER TREATMENT
 BY SAMPLE DATE STILLWATER, OKLA. 1986

| Treatment | Rate kg AI/ha | DEAD ¹ | | LIVE | |
|----------------|------------------|-------------------|------|------|------|
| | | 9/20 | 9/24 | 9/20 | 9/24 |
| Carbofuran 15G | 2.24 | 1.4 | 1.4 | 0.4 | 1.6 |
| Carbofuran 15G | 1.12 | 0.8 | 0.6 | 1.6 | 0.4 |
| Check | ---- | 0.4 | 0.4 | 4.2 | 3.6 |
| LSD(0.05) | | 2.38 | 1.01 | 4.38 | 3.73 |

¹Significance not declared at (p=0.05) by LSD.

TABLE XXIII
 MEAN NUMBER OF SQUASH BUGS BY TREATMENT OVER
 ALL DATES STILLWATER, OKLA. 1986

| Treatment | Rate kg AI/ha | Mean No. ¹ Dead | Mean No. Live |
|----------------|------------------|-------------------------------|------------------|
| Carbofuran 15G | 2.24 | 1.4a | 1.0b |
| Carbofuran 15G | 1.12 | 0.7ab | 1.0b |
| Check | --- | 0.4b | 3.9a |
| LSD(0.05) | | 0.93 | 1.58 |

¹Means within a column followed by the same letter are not significantly different (P=0.05).

test was shortened considerably, therefore it is difficult to know how the treatments would have affected plant population and squash bug numbers later in time. Initial information from the test is important to the overall control scheme for squash bugs. This information, combined with the information in Appendix I, shows a trend for increased plant populations with the use of carbofuran at 1.12 or 2.24 kg [AI]/ha when compared to the check (no insecticide). If this is true, it could mean reduced seeding rates are possible, and protection of the crop from overwintering squash bug adults, during the very susceptible seedling stage. Combined with the information from the greenhouse test, it appears that carbofuran can be used on seeded squash to control both adult and nymphal squash bugs. Carbofuran can be used on early or mid-season plantings to control adults and young nymphs, thus preventing the population from increasing at a time when the squash plant is most susceptible and also before harvest commences.

Summary and Conclusions

During the summer of 1984, an insecticide efficacy test was conducted at the O.S.U. Horticulture/Agronomy Research Station near Perkins, Okla. Individual plants were sampled before and after each experimental period for total number of adults (males and females), immature squash bugs, and egg masses. Squash bug numbers increased in the control plots as reported by Rensner et al. (1987). There was an overall

trend for methomyl, fenvalerate, and cypermethrin to provide control of nymphs, total squash bug numbers, and to depress adults and egg mass numbers over time. Population growth on plots treated with carbaryl and endosulfan did not seem to differ from the check, and carbaryl treated plots often exceeded the check plots in squash bugs present. Yield was greatest on cypermethrin (45.3 g [AI]/ha) treated plots and least on the control plots.

Topical application of methomyl, fenvalerate, and cypermethrin were more toxic than contact applications to the life stages of the squash bug. Cypermethrin was more toxic than fenvalerate, and fenvalerate was more toxic than methomyl for both types of application. First and second instar nymphs were affected by the smallest amount of insecticide with either application method. Generally, female and male squash bugs were the least affected, except for the fifth instar nymphs for methomyl and fenvalerate for the contact applications. Methomyl was more toxic than fenvalerate to fifth instar nymphs, males, and females.

In the greenhouse test with the systemic insecticide carbofuran, control of all stages of the squash bug was provided using 1.12 kg [AI]/ha and 2.24 kg [AI]/ha on squash plants up to the fifth leaf stage. First through third instar nymphs were killed within 24 h after placement on the plants with both rates of carbofuran. Control decreased slightly at both rates for fourth and fifth instars and adults at 24 h, but improved by the 48 h recording period.

Control for all life stages after 48 h were significantly different from the checks for both rates of carbofuran at each leaf stage tested.

Carbofuran applied as an incorporated band in the field had a larger plant population with the 2.24 kg [AI]/ha rate over the 1.12 kg [AI]/ha rate and the check. The 1.12 kg [AI]/ha initially had fewer plants due to irrigation pattern, but by the end of the test had more plants than the check plot where plant numbers decreased over the sampling period. There were significantly fewer live squash bugs recorded in the treated plots than the check. Carbofuran at 2.24 kg [AI]/ha had significantly more dead squash bugs over the test period than the check. The 1.12 kg [AI]/ha rate of carbofuran did not differ significantly from either the 2.24 kg [AI]/ha carbofuran rate or the check for dead squash bugs recorded.

Results from this study, when combined with existing knowledge of the squash bug's biology, can lead to improved control schemes and timing of insecticide applications. Carbofuran may be used at planting for the control of overwintering squash bugs early in the season in an attempt to "break" their life cycle at this point in time as postulated by Rensner et al. (1987). A foliar insecticide application of methomyl, fenvalerate, or cypermethrin can be used to control the nymphs before they become fourth instar nymphs or adults, as Elliot (1935) and Eichmann (1945) stated.

Thorough coverage appears to be necessary for foliar applications due to the difference in toxicity levels between topical and contact bioassay. The targeted stage should be the first to third instars for best results. Late planted squash may need a combination of carbofuran at planting and a foliar insecticide application later in the season to protect the planting from the second generation of squash bugs that may be present in large numbers in surrounding areas.

This study also points out the need for an improved method of sampling squash bugs and more information on their distribution and movement in a field before and after an insecticide treatment. It also reveals that first instar nymphs do not need to be sampled in an efficacy test, if recording is done within one day after application.

LITERATURE CITED

- Abbott, W. S. 1925. A method for computing the effectiveness of an insecticide. *J. Econ. Entomol.* 18:265-267.
- Ashworth, R. J. & T. J. Sheets. 1970. Uptake and translocation of carbofuran in tobacco plants. *J. Econ. Entomol.* 63:1301-1304.
- Beard, R. L. 1937. A convenient field cage for individual insects. *U.S.D.A. Bulletin No.* 111.
- Beard, R. L. 1940. The biology of Anasa tristis DeGeer. *Conn. Agric. Exp. Sta., Bull.* 440:592-679.
- Beevers, M. H. & T. Santoro. 1985. Squash bug control. *Insecticide and Acaricide Test.* 10(210):157.
- Bhirud, K. M. & H. N. Pitre. 1972a. Bioactivity of carbofuran and disulfoton in corn in greenhouse tests, particularly in relation to leaf positions on the plant. *J. Econ. Entomol.* 65:1183-1184.
- Bhirud, K. M. & H. N. Pitre. 1972b. Comparative susceptibility of three Cicadellid vectors of the corn stunt disease agent to carbofuran and disulfoton in greenhouse test. *J. Econ Entomol.* 65:1236-1238.
- Bonjour, E. L. & W. S. Fargo. 1987. Ovipositional preference of the squash bug, Anasa tristis (Hemiptera:Coreidae), to cucurbits. *Environ. Entomol.* (in press).
- Busvine, J. R. 1951. Recommended methods for measurement of pest resistance to pesticides. In: *FAO Plant Production and Protection Paper* 21.
- Busvine, J. R. 1971. A critical review of techniques for testing Insecticides. *Commonwealth Agricultural Bureaux.*
- Cartwright, Bob W. 1986. Personal communication. Texas A&M Extension Service, 2401 East Highway 83, Wesleco, Tx. 78596.

- Conradi, A. F. 1901. Toads killed by squash bugs. *Science*. 14:816-817.
- Corbett, J. R., K. Wright & A. C. Baillie. 1984. The biochemical mode of action of pesticides. Academic Press, New York.
- DeBarr, G. L. & J. C. Nord. 1978. Contact toxicity of 34 insecticides to second-stage nymphs of Leptoglossus corculus (Hemiptera:Coreidae). *Can. Entomol.* 110:901-906.
- Eichmann, R. D. 1945. Squash bug depredation in Washington. *J. Econ. Entomol.* 38:110-112.
- Elliot, D. C. 1935. The squash bug in Connecticut. *Conn. Agri. Exp. Sta. Bull.* 368:224-231.
- Harries, F. H. & H. Matsumori. 1955. Insecticide test on the squash bug. *J. Econ. Entomol.* 48:613-614.
- Henderson, C. F. & E. W. Tilton. 1955. Tests with acaricide against the brown wheat mite. *J. Econ. Entomol.* 48:157-161.
- Hoerner, J. L. 1938. Controlling the squash bug. *Colorado Exp. Sta. Press Bull.* 93.
- Hughes, G. A., J. L. Robertson & N. E. Savin. 1987. Comparison of chemical effectiveness by the multinomial logit technique. *J. Econ. Entomol.* 80:18-28.
- Knowlton, G. F. 1933. Insect pest in Utah. The squash bug. *Utah Agri. Exp. Sta. Leaflet.* 2.
- Latheef, M. A. & J. H. Ortiz. 1982. Effect of insecticides on squash bug oviposition on squash interplanted with other vegetables. *Insecticide and Acaricide Tests* 7(170):117.
- Matsumura, Fumio. 1976. *Toxicology of insecticides.* Plenum Press, New York.
- Metcalf, R. L., T. R. Fukuto, C. Collins, K. Borck, S. Abd El-Aziz, R. Munoz & C. C. Cassil. 1968. Metabolism of 2,2-Dimethyl-2,3-dihydrobenzofural-7-N-Methylcarbamate (Furadan) in plants, insects and mammals. *J. Econ. Entomol.* 16:300-311.
- Moore, J. B. 1936. Calcium cyanide for control of squash bug Anasa tristis DeGeer. *J. Econ. Entomol.* 29:1174.

- Novero, E.S. R.H. Painter & C.V. Hall. 1962. Interrelations of the squash bug Anasa tristis and six varieties of squash (Cucurbita spp.). J. Econ. Entomol. 55:912-919.
- Oppenoorth, F. J. 1959. Resistance patterns to various organophosphorus insecticides in some strains of houseflies. Entomol. Exptl. Appl. 2:216.
- Orchard, I. 1980. The effects of pyrethroids on electrical activity of neurosecretory cells from the brain of Rhodnius prolixus. Pestic. Biochem. Physiol. 13:220-226.
- Orchard, I. & M. P. Osborne. 1979. The action of insecticides on neurosecretory neurons in the stick insect, Carausius morosus. Pestic. Biochem. Physiol. 10:197-202.
- Rensner, P.E., W.S. Fargo, E.L. Bonjour & T.L. Wagoner. 1987. Population dynamics in the squash bug, Anasa tristis (Hemiptera: Coreidae)/squash plant, Cucurbita pepo (Cucurbitales: Cucurbitaceae) system. J. Econ. Entomol. (submitted).
- SAS Institute Inc. 1985. SAS User's guide: Statistics, Version 5 Edition. Statistical analysis system, user's guide: Version 5 Edition. Cary, NC:SAS Institute Inc.
- Satterthwaite, F.E. 1946. An approximate distribution of estimates of variance components. Biometrics 2:110-114.
- Steel, R.G.D. & J.H. Torrie. 1980. Principles and procedures of statistics, 2nd ed. McGraw-Hill Book Co., New York. pp. 162-163.
- Talekar, N. S., E. M. Lee & L. T. Sun. 1977. Absorption and translocation of soil and foliar applied ¹⁴C-Carbofuran and ¹⁴C-Phorate in soybean and mungbean seeds. J. Econ. Entomol. 70:685-688.
- Taylor, R. A. J. 1987. On the accuracy of insecticide efficacy reports. Environ. Entomol. 16:1-8.
- Tweeten, L. 1982. Oklahoma Agriculture 2000. Div. of Agric., Oklahoma State University, Stillwater, Ok.
- Wadley, B. F. 1920. The squash bug. J. Econ. Entomol. 13:416-425.
- Walton, R. R. 1946. Sabadilla and DDT to control the squash bug. J. Econ. Entomol. 39:273.

- Watkins, C. W. 1946. An evaluation of various sprays to control immature squash bugs. J. Econ. Entomol. 39:255-261.
- Weed, C. M. & A. F. Conradi. 1902. The squash bug. New Hampshire College Agri. Bull. 89 13-28.
- Whitaker, T. W. & G. N. Davis. 1962. Cucurbits - botany, cultivation and utilization. Interscience Publishers, Inc. New York.
- Wright, J. M. & G. C. Decker. 1955. Laboratory and field test to control squash bug. J. Econ. Entomol. 48:250-255.

APPENDIXES

APPENDIX A

EFFICACY TESTS FOR PLANT STAND AND
SPOTTED CUCUMBER BEETLE

SQUASH: Cucurbita pepo

'Lemondrop'

Jim T. Criswell

Entomology Department

Oklahoma State University

Stillwater, Oklahoma 74078

SQUASH STAND COUNTS, 1985: Lemondrop squash was seeded 31 May in a completely randomized block design and replicated 4 times. Plots were 3m rows with 20 hills/row and 3 seeds/hill. Rows were 2m apart. Sevin treatments were made 11, 17, 25 June. Furadan treatments were made at planting.

No phytotoxicity or significant differences were observed.

Squash Test, Bixby - 1985

| Insecticide | Method of Application | Rate AI/A | Plants Per Row* | | |
|-------------|-----------------------|-----------|-----------------|--------|--------|
| | | | 6/12 | 6/17 | 6/28 |
| Furadan 15G | furrow | 1.0 | 39.00A | 38.25A | 38.25A |
| Furadan 15G | band | 1.0 | 34.50A | 33.50A | 33.50A |
| Furadan 15G | furrow | 2.0 | 46.25A | 45.50A | 45.50A |
| Furadan 15G | band | 2.0 | 50.75A | 50.25A | 48.50A |
| Sevin 50W | spray | 2.0 | 39.50A | 39.25A | 39.25A |
| Check | - | - | 53.75A | 53.00A | 52.75A |

* Means followed by the same letter are not significantly different ($\underline{P} = .05$).

WATERMELON: Citrullus

lanatus 'Crimson

Sweet'

Jim T. Criswell

Entomology Department

Oklahoma State University

Stillwater, Oklahoma 74078

WATERMELON STAND COUNTS, 1985: Crimson Sweet

watermelon was planted 31 May in a completely randomized block design and replicated 4 times. Plots were 3 m rows with 20 hills/row and 3 seeds/hill. Treatments were made, 11, 17, 25 June. Stand counts were made on a per row basis.

Due to excessive rainfall one block was deleted from the trial. No significant differences were found. Band treatments appeared to be better than furrow.

| Treatment and Rate | (lb) AI/A | Method of Application | x Plants/Row | | |
|-----------------------|--------------|--------------------------|--------------|-------|-------|
| | | | 6/12 | 6/17 | 6/28 |
| Vydate L | 2.00 | Band | 53.67 | 52.67 | 50.67 |
| Furadan 4F | 2.00 | Band | 49.67 | 48.00 | 47.00 |
| Vydate L | 1.00 | Band | 49.00 | 46.33 | 44.33 |
| Thiodan 50W | 1.00 | Spray | 38.67 | 35.33 | 35.00 |
| Nudrin 1.8 | 0.45 | Spray | 38.67 | 38.67 | 35.33 |
| Furadan 15G | 2.00 | Band | 33.67 | 31.67 | 33.33 |
| Check | - | - | 33.67 | 31.67 | 30.33 |
| Sevin 50W | 1.00 | Spray | 30.33 | 27.67 | 27.33 |
| Diazinon AG500 | 3.00 | PPI | 29.33 | 27.67 | 25.67 |
| Furadan 4F | 2.00 | Furrow | 32.33 | 23.33 | 21.67 |
| Furadan 15G | 2.00 | Furrow | 20.33 | 28.67 | 15.67 |
| | | | NS | NS | NS |

WATERMELON: Citrullus lanatus 'Crimson Sweet'

Spotted Cucumber Beetle: Diabrotica undecimpunctata
howardi Barber

Jim T. Criswell
Entomology Department
Oklahoma State University
Stillwater, OK 74078

SPOTTED CUCUMBER BEETLE CONTROL ON WATERMELON, Fall, 1984: Crimson Sweet watermelon was planted 22 August at Vegetable Research Station, Bixby, Oklahoma in a complete randomized block design. Three seeds were planted/hill with 20 hills per row. Plots were 1 row, each 3 m long and replicated 4 times. No herbicide was applied.

Treatments were made 29 August and 4 September.

Plants and dead cucumber beetles were counted on 3 sample dates. No differences were observed for dead beetles on 13 September. Significant differences were observed on 13 September for plant stand.

Phytotoxicity was observed with Furadan 4F.

| Treatment and Rate | (lb) AI/A | Method of Application | x dead beetles per row |
|-----------------------|--------------|--------------------------|---------------------------|
| | | | 9/13 |
| Sevin 50W | 1.00 | Spray | 3.25 |
| Nudrin 1.8 | 0.45 | Spray | 2.75 |
| Furadan 15G | 1.00 | Furrow | 2.50 |
| Thiodan 50W | 1.00 | Spray | 2.25 |
| Furadan 15G | 2.00 | Band | 2.00 |
| Furadan 15G | 2.00 | Furrow | 2.00 |
| Furadan 15G | 1.00 | Band | 1.25 |
| Furadan 4F | 2.00 | Band | 1.25 |
| Furadan 4F | 2.00 | Furrow | 0.50 |
| Vydate L | 2.00 | Band | 0.25 |
| Vydate L | 1.00 | Furrow | 0.00 |
| Check | - | - | 0.00 |
| | | | NS |

| Treatment and Rate | (lb) | Method of | Mean Number of Plants | | |
|-----------------------|------|-------------|-----------------------|-------|---------|
| | AI/A | Application | 8/31 | 9/5 | 9/13 |
| Furadan 15G | 1.00 | Furrow | 49.00 | 48.75 | 48.25A |
| Furadan 15G | 1.00 | Band | 51.75 | 49.50 | 46.75A |
| Check | ---- | ---- | 48.50 | 46.75 | 46.75A |
| Thiodan 50W | 1.00 | Spray | 48.25 | 47.00 | 46.25A |
| Nudrin 1.8 | 0.45 | Spray | 48.25 | 47.25 | 45.50A |
| Furadan 15G | 2.00 | Band | 49.75 | 47.50 | 45.25A |
| Vydate L | 1.00 | Band | 45.75 | 43.00 | 42.25AB |
| Sevin 50W | 1.00 | Spray | 45.25 | 43.75 | 41.50AB |
| Furadan 15G | 2.00 | Furrow | 49.75 | 44.00 | 41.00AB |
| Vydate L | 2.00 | Band | 40.25 | 37.75 | 36.00AB |
| Furadan 4F | 2.00 | Furrow | 42.75 | 34.00 | 31.75B |
| Furadan 4F | 2.00 | Band | 40.25 | 33.75 | 31.00B |

Means in the same column followed by the same letter are not significantly different, (P=0.05), DMRT.

APPENDIX B

LD₅₀, 95% FIDUCIAL LIMITS, SLOPE AND INTERCEPT
FOR CONTROL SPECIFIED AND OPTIMIZING CONTROL

CYPERMETHRIN TOPICAL

| Stage | Time | LD ₅₀ μg/μl | Lower | Upper | C* |
|------------|------|---------------------------|----------|----------|-------|
| 1st instar | 12 | 1.85E-14 | 2.17E-17 | 3.42E-14 | 0.075 |
| 2nd instar | 12 | 1.00E-8 | 2.17E-11 | 7.00E-8 | 0.025 |
| 3rd instar | 12 | 2.57E-6 | 2.80E-7 | 5.40E-5 | 0.0 |
| 4th instar | 12 | 4.06E-3 | 1.90E-3 | 8.70E-3 | 0.0 |
| 5th instar | 12 | 0.024 | 0.010 | 0.061 | 0.0 |
| males | 12 | 0.018 | 0.014 | 0.022 | 0.0 |
| females | 12 | 0.030 | 0.024 | 0.036 | 0.0 |
| 1st instar | 24 | 3.93E-15 | 2.42E-18 | 3.42E-14 | 0.125 |
| 2nd instar | 24 | 8.43E-9 | 1.40E-14 | 1.00E-8 | 0.125 |
| 3rd instar | 24 | 2.20E-7 | 9.00E-8 | 5.40E-7 | 0.025 |
| 4th instar | 24 | 2.88E-3 | 2.49E-3 | 3.42E-3 | 0.075 |
| 5th instar | 24 | 0.011 | 0.009 | 0.015 | 0.0 |
| males | 24 | 0.015 | 0.012 | 0.018 | 0.025 |
| females | 24 | 0.030 | 0.024 | 0.036 | 0.05 |

CYPERMETHRIN TOPICAL

| Stage | Time | LD ₅₀ μg/μl | Lower | Upper | OPTC** |
|------------|------|---------------------------|----------|----------|--------|
| 1st instar | 12 | 3.00E-25 | 5.30E-27 | 4.44E-23 | 0.048 |
| 2nd instar | 12 | 1.17E-19 | 2.80E-22 | 3.91E-16 | 0.013 |
| 3rd instar | 12 | 1.27 E-6 | 2.61E-19 | 6.12E-5 | 0.0 |
| 4th instar | 12 | 2.61E-3 | 4.35E-4 | 9.23E-3 | 0.0 |
| 5th instar | 12 | 0.015 | 0.002 | 0.089 | 0.0 |
| males | 12 | 0.015 | 0.010 | 0.020 | 0.0 |
| females | 12 | no convergence | | | |
| 1st instar | 24 | 7.31E-26 | 3.12E-29 | 8.39E-24 | 0.085 |
| 2nd instar | 24 | 1.27E-21 | 1.16E-25 | 4.68E-18 | 0.101 |
| 3rd instar | 24 | 2.7E-7 | 6.0E-8 | 8.0E-7 | 0.039 |
| 4th instar | 24 | 2.77E-3 | 2.30E-3 | 3.31E-3 | 0.046 |
| 5th instar | 24 | 9.46E-3 | 6.84E-3 | 0.013 | 0.000 |
| males | 24 | 0.015 | 0.012 | 0.018 | 0.022 |
| females | 24 | 0.029 | 0.022 | 0.035 | 0.030 |

* C = Control

** OPTC = Optimizing the control

FENVALERATE TOPICAL

| Stage | Time | LD ₅₀ µg/µl | Lower | Upper | C* |
|------------|------|---------------------------|---------|---------|-------|
| 1st instar | 12 | 4.47E-4 | 1.25E-4 | 9.86E-4 | 0.075 |
| 2nd instar | 12 | 2.70E-4 | 1.93E-4 | 3.68E-4 | 0.025 |
| 3rd instar | 12 | 1.04E-3 | 5.19E-4 | 2.27E-3 | 0.0 |
| 4th instar | 12 | 0.12 | 0.02 | 0.68 | 0.0 |
| 5th instar | 12 | 1.37 | 0.38 | 5.07 | 0.0 |
| males | 12 | 4.20 | 1.23 | 19.6 | 0.0 |
| females | 12 | 4.96 | 1.86 | 19.4 | 0.0 |
| 1st instar | 24 | 4.24E-4 | 9.15E-5 | 9.30E-4 | 0.2 |
| 2nd instar | 24 | 3.18E-4 | 1.16E-4 | 6.93E-4 | 0.2 |
| 3rd instar | 24 | 6.56E-4 | 2.80E-4 | 1.51E-3 | 0.025 |
| 4th instar | 24 | 1.16E-2 | 3.56E-3 | 0.03 | 0.0 |
| 5th instar | 24 | 0.41 | 0.16 | 0.92 | 0.0 |
| males | 24 | 1.99 | 0.52 | 5.10 | 0.025 |
| females | 24 | 2.82 | 0.90 | 6.07 | 0.05 |

FENVALERATE TOPICAL

| Stage | Time | LD ₅₀ µg/µl | Lower | Upper | OPTC** |
|------------|------|---------------------------|---------|---------|--------|
| 1st instar | 12 | 0.0004 | 0.0001 | 0.0010 | 0.089 |
| 2nd instar | 12 | 0.0002 | 0.00018 | 0.0003 | 0.012 |
| 3rd instar | 12 | 0.0004 | 0.00008 | 0.0020 | 0.0 |
| 4th instar | 12 | 0.0538 | 0.0009 | 0.7259 | 0.0 |
| 5th instar | 12 | no convergence | | | |
| males | 12 | 2.49 | 0.01 | 3.83E+1 | 0.0 |
| females | 12 | 2.95 | 0.05 | 43.00 | 0.0 |
| 1st instar | 24 | 0.0005 | NC*** | 0.0012 | 0.278 |
| 2nd instar | 24 | 0.0002 | 0.00009 | 0.0005 | 0.119 |
| 3rd instar | 24 | 0.0002 | 0.00004 | 0.0011 | 0.0 |
| 4th instar | 24 | 0.0061 | 0.0006 | 0.0336 | 0.0 |
| 5th instar | 24 | 0.19 | 0.02 | 0.78 | 0.0 |
| males | 24 | 1.94 | 0.51 | 4.97 | 0.012 |
| females | 24 | 2.75 | 0.79 | 5.98 | 0.037 |

* C = Control

** OPTC = Optimizing the control

*** NC = not calculated

METHOMYL TOPICAL

| Stage | Time | LD ₅₀ µg/µl | Lower | Upper | C* |
|------------|------|---------------------------|---------|-------|-------|
| 1st instar | 12 | 0.17 | 2.71E-5 | 0.36 | 0.075 |
| 2nd instar | 12 | 0.12 | 0.07 | 0.18 | 0.075 |
| 3rd instar | 12 | 0.12 | 0.06 | 0.22 | 0.10 |
| 4th instar | 12 | 0.41 | 0.18 | 0.64 | 0.075 |
| 5th instar | 12 | 0.29 | 0.18 | 0.48 | 0.0 |
| males | 12 | 0.54 | 0.42 | 0.70 | 0.0 |
| females | 12 | 1.22 | 0.57 | 4.94 | 0.0 |
| 1st instar | 24 | 0.06 | 0.01 | 0.12 | 0.10 |
| 2nd instar | 24 | 0.04 | 0.02 | 0.08 | 0.075 |
| 3rd instar | 24 | 0.11 | 0.06 | 0.17 | 0.10 |
| 4th instar | 24 | 0.27 | 0.01 | 0.41 | 0.075 |
| 5th instar | 24 | 0.22 | 0.10 | 0.52 | 0.0 |
| males | 24 | 0.31 | 0.26 | 0.36 | 0.0 |
| females | 24 | 1.04 | 0.59 | 7.36 | 0.0 |

METHOMYL TOPICAL

| Stage | LD ₅₀ Time | µg/µl | Lower | Upper | OPTC** |
|------------|--------------------------|----------------|-------|-------|--------|
| 1st instar | 12 | 0.25 | 0.17 | 0.30 | 0.178 |
| 2nd instar | 12 | 0.11 | 0.06 | 0.18 | 0.055 |
| 3rd instar | 12 | 0.11 | 0.04 | 0.21 | 0.067 |
| 4th instar | 12 | 0.39 | 0.12 | 0.62 | 0.085 |
| 5th instar | 12 | no convergence | | | |
| males | 12 | 0.45 | 0.28 | 0.66 | 0.0 |
| females | 12 | 0.83 | NC*** | NC*** | 0.0 |

METHOMYL TOPICAL

| | | | | | |
|------------|----|----------------|-------|-------|-------|
| 1st instar | 24 | 0.06 | 0.01 | 0.14 | 0.101 |
| 2nd instar | 24 | 0.04 | 0.02 | 0.08 | 0.068 |
| 3rd instar | 24 | 0.10 | 0.04 | 0.17 | 0.082 |
| 4th instar | 24 | 0.30 | NC*** | 0.41 | 0.137 |
| 5th instar | 24 | 0.40 | 0.38 | 0.42 | 0.119 |
| males | 24 | no convergence | | | |
| females | 24 | 0.77 | NC*** | NC*** | 0.0 |

* C = Control

** OPTC = Optimizing the control

*** NC = not calculated

CYPERMETHRIN CONTACT

| Stage | Time | LC ₅₀ µg/cm ² | Lower | Upper | C* |
|------------|------|--|-------|-------|-------|
| 1st instar | 12 | 4.54 | 3.45 | 5.72 | 0.066 |
| 2nd instar | 12 | 0.66 | 0.54 | 0.81 | 0.03 |
| 3rd instar | 12 | 4.17 | 2.08 | 7.74 | 0.03 |
| 4th instar | 12 | 4.37 | 3.37 | 5.70 | 0.0 |
| 5th instar | 12 | 5.86 | 4.85 | 7.04 | 0.0 |
| males | 12 | 6.95 | 4.56 | 10.87 | 0.0 |
| females | 12 | 10.63 | 8.62 | 13.15 | 0.0 |
| 1st instar | 24 | 1.62 | 0.69 | 3.04 | 0.13 |
| 2nd instar | 24 | 0.25 | 0.19 | 0.30 | 0.16 |
| 3rd instar | 24 | 1.63 | 0.63 | 3.04 | 0.13 |
| 4th instar | 24 | 1.07 | 0.51 | 1.94 | 0.0 |
| 5th instar | 24 | 4.66 | 2.70 | 7.78 | 0.0 |
| males | 24 | 2.70 | 2.16 | 3.35 | 0.0 |
| females | 24 | 4.95 | 3.88 | 6.30 | 0.0 |

CYPERMETHRIN CONTACT

| Stage | LC ₅₀ Time | µg/cm ² | Lower | Upper | OPTC** |
|------------|--------------------------|--------------------|-------|-------|--------|
| 1st instar | 12 | 4.48 | 3.12 | 5.76 | 0.055 |
| 2nd instar | 12 | 0.52 | 0.28 | 0.94 | 0.0 |
| 3rd instar | 12 | 4.14 | 1.61 | 7.98 | 0.027 |
| 4th instar | 12 | 3.35 | 1.53 | 6.18 | 0.0 |
| 5th instar | 12 | no convergence | | | |
| males | 12 | 4.99 | 2.16 | 9.86 | 0.0 |
| females | 12 | 10.98 | 7.61 | 13.78 | 0.006 |
| 1st instar | 24 | 1.53 | 0.40 | 3.18 | 0.108 |
| 2nd instar | 24 | 0.24 | 0.20 | 0.29 | 0.086 |
| 3rd instar | 24 | 1.58 | 0.45 | 3.16 | 0.113 |
| 4th instar | 24 | 0.61 | 0.04 | 1.82 | 0.0 |
| 5th instar | 24 | no convergence | | | |
| males | 24 | 1.93 | 0.83 | 3.51 | 0.0 |
| females | 24 | no convergence | | | |

* C = Control

** OPTC = Optimizing the control

FENVALERATE CONTACT

| Stage | Time | LC ₅₀ µg/cm ² | Lower | Upper | C* |
|------------|------|--|--------|-------|------|
| 1st instar | 12 | 2.52 | 0.98 | 9.67 | 0.0 |
| 2nd instar | 12 | 5.49 | 2.59 | 16.95 | 0.03 |
| 3rd instar | 12 | 27.21 | 10.53 | 37.85 | 0.03 |
| 4th instar | 12 | 29.87 | 20.08 | 47.47 | 0.0 |
| 5th instar | 12 | 70.33 | 58.73 | 88.34 | 0.0 |
| males | 12 | 60.16 | 45.85 | 87.37 | 0.0 |
| females | 12 | 55.96 | 44.74 | 73.79 | 0.0 |
| | | | | | |
| 1st instar | 24 | 2.21 | 8.0E-4 | 3.33 | 0.13 |
| 2nd instar | 24 | 1.34 | 0.67 | 1.86 | 0.16 |
| 3rd instar | 24 | 12.65 | 9.60 | 16.10 | 0.13 |
| 4th instar | 24 | 10.43 | 5.86 | 19.66 | 0.0 |
| 5th instar | 24 | 41.62 | 35.10 | 49.53 | 0.0 |
| males | 24 | 23.91 | 19.40 | 29.46 | 0.0 |
| females | 24 | 22.31 | 9.67 | 44.30 | 0.0 |

FENVALERATE CONTACT

| Stage | Time | LC ₅₀ µg/cm ² | Lower | Upper | OPTC** |
|------------|------|--|---------|--------|--------|
| 1st instar | 12 | 5.48 | 4.81 | 6.24 | 0.104 |
| 2nd instar | 12 | 5.84 | NC*** | NC*** | 0.050 |
| 3rd instar | 12 | 29.96 | 15.92 | 36.06 | 0.057 |
| 4th instar | 12 | 30.64 | 23.94 | 39.17 | 0.004 |
| 5th instar | 12 | 50.04 | 31.34 | 88.42 | 0.005 |
| males | 12 | no convergence | | | |
| females | 12 | 42.00 | 8.46 | 449.86 | 0.000 |
| | | | | | |
| 1st instar | 24 | 2.12 | NC*** | 3.29 | 0.118 |
| 2nd instar | 24 | 1.44 | 0.69 | 2.08 | 0.184 |
| 3rd instar | 24 | 12.35 | 9.25 | 15.92 | 0.117 |
| 4th instar | 24 | no convergence | | | |
| 5th instar | 24 | 30.43 | 19.42 | 46.31 | 0.009 |
| males | 24 | 17.87 | 7.61 | 36.22 | 0.000 |
| females | 24 | 16.87 | 7.00E-3 | 19.67 | 0.000 |

* C = Control

** OPTC = Optimizing the control

*** NC = not calculated

METHOMYL CONTACT

| Stage | Time | LC ₅₀ ₂ µg/cm ² | lower | upper | C* |
|------------|------|---|--------|---------|------|
| 1st instar | 12 | 92.60 | 57.55 | 164.90 | 0.0 |
| 2nd instar | 12 | 136.91 | 112.62 | 164.30 | 0.03 |
| 3rd instar | 12 | 222.72 | 138.75 | 365.91 | 0.0 |
| 4th instar | 12 | 218.44 | 180.34 | 268.30 | 0.0 |
| 5th instar | 12 | 262.16 | 222.91 | 311.03 | 0.0 |
| males | 12 | 178.66 | 152.59 | 209.89 | 0.0 |
| females | 12 | 207.71 | 111.23 | 464.54 | 0.0 |
| 1st instar | 24 | 83.88 | 5.58 | 241.35 | 0.13 |
| 2nd instar | 24 | 110.27 | 86.48 | 131.48 | 0.16 |
| 3rd instar | 24 | 154.21 | 118.89 | 192.20 | 0.13 |
| 4th instar | 24 | 143.39 | 91.16 | 234.13 | 0.0 |
| 5th instar | 24 | 181.15 | 151.75 | 217.59 | 0.0 |
| males | 24 | 168.62 | 147.83 | 194.39 | 0.0 |
| females | 24 | 179.41 | 83.28 | 1180.14 | 0.0 |

METHOMYL CONTACT

| Stage | Time | LC ₅₀ ₂ µg/cm ² | lower | upper | OPTC** |
|------------|------|---|--------|--------|--------|
| 1st instar | 12 | 98.37 | NC*** | 117.16 | 0.017 |
| 2nd instar | 12 | 134.26 | 109.82 | 161.56 | 0.016 |
| 3rd instar | 12 | 167.13 | 24.75 | 617.73 | 0.0 |
| 4th instar | 12 | 226.48 | 177.05 | 275.09 | 0.009 |
| 5th instar | 12 | 210.71 | 100.14 | 400.74 | 0.0 |
| males | 12 | 148.56 | 67.88 | 265.69 | 0.0 |
| females | 12 | NC*** | NC*** | NC*** | 0.17 |
| 1st instar | 24 | 77.21 | 0.87 | 208.41 | 0.093 |
| 2nd instar | 24 | 105.34 | 77.35 | 126.66 | 0.117 |
| 3rd instar | 24 | 149.63 | 110.33 | 189.27 | 0.109 |
| 4th instar | 24 | no convergence | | | |
| 5th instar | 24 | 190.10 | 154.91 | 225.65 | 0.01 |
| males | 24 | no convergence | | | |
| females | 24 | 150.90 | 55.50 | 312.78 | 0.0 |

* C = Control

** OPTC = Optimizing the control

*** NC = not calculated

2
VITA

JIM T. CRISWELL

Candidate for the Degree of
Doctor of Philosophy

Thesis: STUDIES INTO THE CONTROL OF THE SQUASH BUG ANASA TRISTIS DeGeer.

Major Field: Entomology

Biographical:

Personal Data: Born Shawnee, Oklahoma, November 18, 1949, the son of J. T. and Paulyne Criswell.

Education: Graduated from Prague High School, Prague Oklahoma, May 1968; received a Bachelor of Science degree from Oklahoma State University, Stillwater, Oklahoma, in May, 1972, with a major in Entomology; received a Master of Science degree from Oklahoma State University in May, 1974, with a major in Entomology; completed requirements for the Doctor of Philosophy degree at Oklahoma State University in May, 1987, with a major in Entomology.

Professional Experience: Field labor for the Agronomy Department, Oklahoma State University, 1969-1970; laboratory worker for Entomology Department, Oklahoma State University, 1970-1972; graduate research assistant, Department of Entomology, Oklahoma State University, 1972-1974; field man in charge of pest control, H.P. Cannon & Son, Bridgeville, Delaware, 1974-1977; owner/operator of Delmarva Pest Scouting Service, Seaford, Delaware, 1977-1978; Pesticide Programs Specialist, Oklahoma State University, 1978-present.

Organizations: Entomological Society of America; American Registry of Professional Entomologists; Arkansas Horticultural Society; Oklahoma Vegetable Growers Association; Oklahoma Fruit Growers Association; Oklahoma Pecan Growers Association.