

REPRODUCTIVE SUCCESS, MULTIPLE
PATERNITY, AND INBREEDING IN A
POPULATION OF GUNNISON'S
PRAIRIE DOGS

By

SARAH BETH MOORE

Bachelor of Science

Oklahoma State University

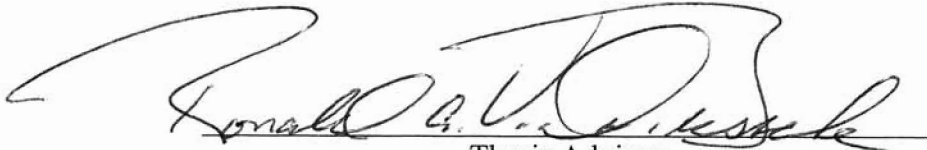
Stillwater, Oklahoma

2000

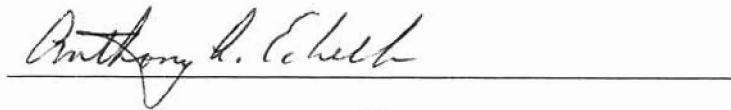
Submitted to the Faculty of the
Graduate College of the
Oklahoma State University
in partial fulfillment of
the requirements for
the Degree of
MASTER OF SCIENCE
August, 2002

REPRODUCTIVE SUCCESS, MULTIPLE
PATERNITY, AND INBREEDING IN A
POPULATION OF GUNNISON'S
PRAIRIE DOGS

Thesis Approved:


Thesis Advisor

MEREDITH HAMILTON




Dean of the Graduate College

ACKNOWLEDGMENTS

I would like to thank my advisor, Dr. Ron Van Den Bussche, for introducing me to the field of genetics and helping me to find my own research interests and for his guidance, encouragement, support, and friendship during the time that I have known him. I would also like to convey my appreciation to my committee members, Dr. Meredith Hamilton and Dr. Anthony Echelle, for their assistance and guidance.

I would also express my gratitude to Dr. John Hoogland for his collaboration and assistance with this project. Without all of his hard labor in the field, making observations on mating behavior, capturing, and collecting blood samples from this population of Gunnison's prairie dogs, this project truly would not have been possible. I would also like to thank Dr. Dennis Gilbert and Applied Biosystems for funding the equipment and materials essential for completion of this research.

In addition, I would like to thank everyone who has worked in Dr. Van Den Bussche's laboratory while I worked there. I would especially like to thank Michelle Haynie, Eric Hansen, Steve Hooper, and Greg Wilson for being kind enough to teach me the laboratory procedures and techniques. I would also like to express my gratitude to Serena Reeder, Matt Bahm, and Seth Patterson for aiding me in my research project. I am also grateful for the assistance and friendship of Derrick Chappell, Raymond Ary,

Matt Leslie, Sarah Weyandt, Stacey Davis, Luke Norton, and the many students I have met and worked with in the Department of Zoology along the way.

Finally, I would like to express my sincere appreciation to my parents, Lonnie and Linda Moore, as well as my entire family who have been extremely supportive and have always believed in me. Without the help and support of these people, I would not have been able to accomplish all that I have.

TABLE OF CONTENTS

Chapter	Page
I. Abstract	1
II. Introduction	2
III. Materials And Methods	6
IV. Results	11
V. Discussion	14
References	22

LIST OF TABLES

Table	Page
1. Microsatellite locus names and primer sequences organized in 5' → 3' orientation.	31
2. Locus names and descriptive statistics for genetic variability at each locus for the Gunnison's prairie dog population at Petrified Forest National Park, Apache County, Arizona for each year from 1991-1994 separately (a - d) and for all four years combined (e).	32
3. Parentage assignment for each offspring in the Gunnison's prairie dog population at Petrified Forest National Forest, Apache County, Arizona from 1991-1994.	37
4. Lifetime reproductive success for females in the Gunnison's prairie dog population in Petrified Forest National Park, Apache County, Arizona from 1991-1994.	65
5. Lifetime reproductive success for males in the Gunnison's prairie dog population in Petrified Forest National Park, Apache County, Arizona from 1991-1994.	73
6. Inbreeding paths for individuals in the Gunnison's prairie dog population in Petrified Forest National Park, Apache County, Arizona from 1991-1994.	76
7. Relatedness values for the entire population (a) and for each clan (b) of Gunnison's prairie dogs in Petrified Forest National Park, Apache County, Arizona from 1991-1994.	78

LIST OF FIGURES

Figure	Page
1. Mean number of offspring per female (a) and male (b) \pm SE versus the population size each year from 1991-1994.	83
2. Inbreeding paths for juveniles designated by an asterisk (*) in Table 6 sampled from the Gunnison's prairie dog population in Petrified Forest National Park, Apache County, Arizona from 1991-1994.	84
3. Relatedness values for known relationships among individuals in the Gunnison's prairie dog population in Petrified Forest National Park, Apache County, Arizona for 1991-1994 separately (a-d) and all years combined (e).	86

CHAPTER I

Abstract

Nine microsatellite loci were used to determine parentage of all juveniles within a population of Gunnison's prairie dogs (*Cynomys gunnisoni*) over a four-year period. The purpose was to investigate reproductive success, multiple paternity, inbreeding, and relatedness, and to assess how these factors changed over time. Parentage assignments were made for 836 of 900 (92.9%) juveniles. Mean female reproductive success for the population was 3.82 ± 0.185 (mean \pm SE) and was negatively correlated with population size. Mean male reproductive success for the population from 1991-1994 was 7.82 ± 1.15 and was positively correlated with population size. Multiple paternity was detected in 166 of 221 (75%) litters composed of more than one juvenile over the four-year period. Frequency of multiple paternity varied slightly over the four years of the study, but was within the range reported for other sciurid species. Only 22 of 732 juveniles resulted from unequivocal inbreeding in this population from 1992-1994. Mean relatedness values (r) between individuals at differing social and spatial scales indicated that females within each clan are related similarly the relatedness expected for half-siblings, most likely due to the high level of multiple paternity occurring in this population. Males within each clan, males compared to females within each clan, females between nearby clans, and males between nearby clans are essentially unrelated. In conclusion, these aspects of social structure probably helps explain the low level of close inbreeding, and thus, the breeding system may have evolved to increase the effective population size and maintain genetic diversity within this population of Gunnison's prairie dogs.

CHAPTER II

Introduction

To investigate reproductive success, multiple paternity, inbreeding, and other demographic characteristics, parentage of individuals must be accurately resolved. Traditionally, behavioral observation was used to determine parentage in natural populations, but this can be error-prone, especially for species whose social behavior and population structure are not conspicuous (Hoogland 1995; Taylor *et al.* 1997; Coltman *et al.* 1998; Hoogland 1998a; Worthington Wilmer *et al.* 1999). Molecular techniques, such as allozyme analysis, DNA fingerprinting, and most recently, microsatellite analysis, have been employed to address genetic structure and parentage to evaluate conclusions based on behavioral data or to investigate relatedness in organisms that are difficult to observe (Ellegren 1992; Morin *et al.* 1994; van Staaden *et al.* 1994; Travis *et al.* 1996; Gullberg *et al.* 1997; Taylor *et al.* 1997; Gompper *et al.* 1998; Yu *et al.* 2001). In this study, microsatellite DNA markers were used to identify parentage of juveniles and analyze other aspects of the genetic structure of a population of Gunnison's prairie dogs (*Cynomys gunnisoni*) over a four-year period. Numerous studies have demonstrated the value of microsatellites in studies of parentage resolution and genetic structure in natural populations (Craighead *et al.* 1995; Paetkau *et al.* 1995; Garza *et al.* 1997; Alderson *et al.* 1999; Kays *et al.* 2000; Burland *et al.* 2001). Some of this research has found that behavioral estimates of male reproductive success may differ significantly from genetically determined paternity thus, illustrating the

importance of analyzing genetic mating systems (Coltman *et al.* 1999; Worthington Wilmer *et al.* 1999).

Long-term investigations are critical for understanding the social complexities of animals because populations respond dynamically to the environment (Hoogland 1995; Travis *et al.* 1996; Coltman *et al.* 1998; Worthington Wilmer *et al.* 1999; Slate *et al.* 2000a; Rossiter *et al.* 2001). Long-term ecological/behavioral and genetic studies have been performed on several prairie dog species (*Cynomys*), especially the most widely distributed and abundant black-tailed prairie dog (*C. ludovicianus*; Foltz & Hoogland 1981, 1983; Chesser 1983; Hoogland 1995; Dobson *et al.* 1997; Dobson *et al.* 1998). Recently, Hoogland (1997, 1998a, b, 1999) conducted a long-term behavioral examination of a population of Gunnison's prairie dogs to understand their reproductive behavior and social organization.

Gunnison's prairie dogs are medium-sized (650-1200g) colonial, diurnal, burrowing rodents of the family Sciuridae. They inhabit portions of Arizona, Colorado, New Mexico, and Utah where they hibernate from November to February (Longhurst 1944; Pizzimenti & Hoffman 1973; Fitzgerald & Lechleitner 1974; Rayor *et al.* 1987; Hoogland 1997, 1998a, b, 1999). Colonies of Gunnison's prairie dogs are subdivided into small social groups called clans, which are composed of several breeding females, one to two breeding males, and numerous non-reproductive yearlings and juveniles (Rayor 1988; Travis *et al.* 1996; Hoogland 1999).

Philopatry creates a situation where the females in a clan are closely related resulting in matrilineal structuring within the colony (Chesser 1983; Dobson *et al.* 1998; Gompper *et al.* 1998). Female prairie dogs are strikingly philopatric, tending to remain

in their natal clan for life (Rayor 1985, 1988; Hoogland 1997, 1998a, b, 1999).

Hoogland's behavioral data indicated that 95% of females in a Gunnison's prairie dog colony remained in their natal clan for their entire life. Most juvenile males disperse from their natal clan before they reach sexual maturity and breeding males do not remain in a particular clan for more than one year (Hoogland 1999). These behaviors should result in a low level of inbreeding in the colony (Hoogland 1992; Dobson *et al.* 1997), a prediction that was investigated using the combination of behavioral and genetic data in this study. Based on previous behavioral data, it is unknown how males residing in the same clan are related.

Microsatellites were analyzed to determine parentage of juveniles and relatedness of all individuals in a population of Gunnison's prairie dogs. Microsatellites are small tandemly repeated DNA sequences found in the genomes of a large number of eukaryotes (Jarne & Lagoda 1996; Hancock 1999). Microsatellites have been used in numerous parentage, population genetic, and reproductive success studies due to their high level of polymorphism, codominance, Mendelian inheritance, ease of use, and high reproducibility (Bruford *et al.* 1996; Pemberton *et al.* 1999). Some of the species for which microsatellites have been used to study reproductive characteristics include chimpanzees (*Pan troglodytes*; Morin *et al.* 1994), deer (*Cervus* sp.; Marshall *et al.* 1998; Okada & Tamate 2000), seals (*Halichoerus* and *Phoca* sp.; Coltman *et al.* 1998; Worthington Wilmer *et al.* 1999), bears (*Ursus* sp.; Paetkau & Strobeck 1994; Craighead *et al.* 1995; Paetkau *et al.* 1995), wombats (*Lasiorhinus* sp.; Taylor *et al.* 1997), cowbirds (*Molothrus* sp.; Alderson *et al.* 1999), swallows (*Hirundo* sp.; Primmer

et al. 1995), cichlids (*Pseudotropheus* sp.; Knight *et al.* 1998), and turtles (*Podocnemis* and *Chrysemys* sp.; Valenzuela 2000; Pearse *et al.* 2002).

In this study, a combination of behavioral (obtained from Hoogland) and genetic data was utilized to assess relatedness and reproductive characteristics of individuals in a population of *C. gunnisoni* over a four-year period. The ultimate goal of this study was to gain a better understanding of the evolution of social structure and mating system in this species and be able to extrapolate to other social mammals.

CHAPTER III

Materials and Methods

Study site & population

Blood samples and behavioral data were collected from essentially every individual in a Gunnison's prairie dog town located in Petrified Forest National Park, Apache County, Arizona from 1991-1994 (Hoogland 1997, 1998a, b, 1999); however, there were some individuals from which blood samples could not be obtained .

Methods for capturing prairie dogs, collecting blood samples, and documenting behavior are described by Hoogland (1995).

Laboratory techniques

Using approximately 50 µl of blood, whole genomic DNA was isolated following the protocol described by Longmire *et al.* (1997). Nine microsatellite loci were amplified via polymerase chain reaction (PCR) using primers originally developed for Columbian ground squirrels (*Spermophilus columbianus*; Stevens *et al.* 1997) which were redesigned by Haynie (2000) and primers developed for Idaho ground squirrels (*S. brunneus*; May *et al.* 1997) (Table 1). Amplification was conducted in reactions containing 1.2 µl genomic DNA (50ng/µl), 1.0 µl fluorescently-labeled (6FAM, HEX, or NED) forward primer (5µM), 1.0 µl unlabeled reverse primer (5µM), 9 µl ABI PRISM™ True Allele® PCR Premix, and 3.8 µl ddH₂O. The cycling conditions were 95 °C for 12 min, 10 cycles of 94 °C for 15 sec, 48 °C to 55 °C for 60 sec, 72 °C for 30 sec, 25 cycles of 89 °C for 15 sec, 55 °C for 60 sec, 72 °C for 30 sec, followed by a final 30 min 72 °C extension period. PCR products were visualized on a 5% Long Ranger

polyacrylamide gel using an ABI PRISM™ 377 DNA Sequencer with GENESCAN® 400HD [ROX] internal size standard. All gels were analyzed and scored using GENESCAN® Analysis 2.1 and GENOTYPER® 2.0 software.

Data analyses

Maternity and paternity were determined for all juveniles in the population for each year using genetic exclusion and CERVUS 2.0 computer software (Marshall *et al.* 1998; Slate *et al.* 2000b). CERVUS 2.0 was also used to calculate allele frequencies, observed and expected heterozygosity, frequency of null alleles, polymorphic information content (PIC-index of variability), and average exclusion probabilities for each locus separately and for all 9 loci combined. Probability of identity (PI), the probability of randomly selecting two individuals with identical genotypes from a population, was calculated for each locus and all loci following the method of Paetkau *et al.* (1995, 1998).

Maternity was analyzed for each juvenile first by exclusion, which seeks to exclude all but a single female as the parent by comparing the juvenile and female's genotypes. If a female cannot be excluded, then that individual is designated as the potential mother (Chakraborty *et al.* 1988; Morin *et al.* 1994). In most cases, the female assigned as the potential mother of a litter based on genetic exclusion was suggested by behavioral observation because female Gunnison's prairie dogs can be observed guarding nursery burrows (Hoogland 1997, 1999). In some instances throughout the study, there were females who shared burrows or juveniles could not be captured before mixing with other litters; this prevented the elimination of all but a single female as the

potential mother. For these juveniles, CERVUS 2.0 (Marshall *et al.* 1998) was used to determine which of the remaining adult females was the most likely mother.

CERVUS 2.0 determines parentage by calculating a likelihood ratio for each candidate parent at each locus. Likelihood ratios are the likelihood that the candidate parent is the true parent divided by the likelihood that the candidate parent is a randomly chosen individual based on the given genotypes and allele frequencies in the population. The overall likelihood ratio for each potential parent is determined by multiplying the likelihood ratios at each locus together. Each potential parent is then assigned an LOD score, or the log of the overall likelihood ratio. The potential parent with the largest LOD score is the most likely parent. Then a Delta statistic, the difference in LOD scores between the most likely parent and the next most likely parent, is assigned to the most likely parent at specified confidence levels (e.g., 95%, 80%, etc.). The magnitude of the Delta statistic shows the level of likelihood of the most likely parent (i.e., if Delta is small, both are equally likely to be the true mother) (Marshall *et al.* 1998).

Paternity was assigned once maternity was assessed. Again, exclusion was used first to exclude as many adult males as possible. Males known to have copulated with the mother (based on observational data) were tested first. If more than one of these remained as a potential father, CERVUS 2.0 was used to determine the most likely father. If there were cases where all males were excluded, the list of potential fathers was expanded to include males in clans surrounding the clan where a female resided. If paternity could not be determined using these methods, it remained unassigned because

there were a few unsampled males in the colony known to have copulated with females in the colony.

Annual and lifetime female reproductive success was calculated for each breeding female in the population and for the female population as a whole for each year and all years combined. This reproductive characteristic was calculated by determining the number of offspring produced by each female. For the population as a whole, female reproductive success was analyzed as the ratio of total offspring to the number of breeding females. Annual and lifetime male reproductive success was calculated in the same manner.

Frequency of multiple paternity was calculated as the number of litters consisting of more than one pup sired by more than one male divided by the total number of litters containing more than one pup. Juveniles with undecided maternity were not included in this analysis. If paternity was not completely resolved for all juveniles within a litter, it was included in this analysis only if there was unequivocal evidence for multiple sires for the juveniles with paternity resolved. This calculation was determined for each year included in the study and these values were compared to similar data from other sciurid species.

Finally, inbreeding was evaluated for the entire population by comparing observed heterozygosity with the expected heterozygosity, both calculated by CERVUS 2.0. If the observed heterozygosity is significantly lower than the expected heterozygosity, it is an indication that inbreeding might be occurring in this population. Inbreeding was also determined by assessing the degree of relatedness among individuals in the population and in each clan. These assessments were based on

pedigree path analysis and the results from RELATEDNESS 5.0.8 (Queller & Goodnight 1989; Taylor *et al.* 1997). Pedigree path analysis was used to document which individuals were inbreeding and to determine the nature of inbreeding (i.e., extreme or moderate). If the relatedness for the population and each clan was greater than zero, it was also an indication that inbreeding might be occurring.

Pairwise relatedness (r) was calculated using RELATEDNESS 5.0.8 (Queller & Goodnight 1989; Taylor *et al.* 1997) to test pedigree relationships between pairs of individuals in the population (e.g., mother-offspring, father-offspring, full siblings, maternal half-siblings, and paternal half-siblings) based on parentage assignment. Information about clan composition and maps of the colony were used to investigate the relatedness of adult females within each clan and between geographically close clans, relatedness of adult males within each clan and between geographically close clans, and relatedness of adult males and females within each clan for each year of the study.

CHAPTER IV

Results

Genetic Variability

For the nine microsatellite loci examined, number of alleles per locus ranged from 2-10 with a mean of 6.11 for the four years combined (Table 2e). All loci had lower heterozygosity than expected (Table 2a-e). PIC and PI values indicated that the most informative loci were GS08, GS14, IGS1, and IGS6, while GS17 and GS20 were the least informative (Table 2a-e). First-parent exclusionary power (i.e., the ability to exclude females as potential mothers) was 86% for all four years combined. Second-parent exclusionary power (i.e., the ability to exclude males as potential fathers when the mother is known) was 98% for all four years combined.

Parentage, Reproductive Success, & Multiple Paternity

Maternity was determined for 169 of 169 (100%) juveniles and complete parentage (maternity and paternity) was resolved for 161 of 169 (95.3%) juveniles for the samples obtained during 1991. During 1992, maternity was clarified for 235 of 235 (100%) juveniles and complete parentage was ascertained for 223 of 235 (94.9%) juveniles. Maternity was resolved for 226 of 235 (96%) juveniles and complete parentage was determined for 201 of 235 (85.5%) juveniles for samples collected during 1993. For the nine juveniles not assigned a mother in 1993, maternity was restricted to two females; however, neither female could be excluded and each was equally likely to be the true mother (see Table 3†). Maternity was resolved for 261 of 261 (100%) juveniles and complete parentage was determined for 251 of 261 (96.2%)

juveniles sampled during 1994. Over the four years of this study, maternity was determined for 891 of 900 (99%) juveniles and complete parentage was resolved for 836 of 900 (92.9%) juveniles.

Based on parentage assignments, the population was composed of 23 clans consisting of 38 adult males (28 breeding), 41 adult females (37 breeding), and 168 juveniles in 1991, 30 clans with 67 adult males (26 breeding), 81 adult females (57 breeding), and 235 juveniles in 1992, 24 clans with 98 adult males (22 breeding), 107 adult females (65 breeding), and 238 juveniles in 1993, and 22 clans with 100 adult males (24 breeding), 116 adult females (81 breeding), and 261 juveniles in 1994.

Female reproductive success was 4.51 ± 0.20 (mean \pm SE), 4.12 ± 0.19 , 3.47 ± 0.19 , and 3.22 ± 0.16 in 1991, 1992, 1993, and 1994, respectively, with a mean female reproductive success over the four-year period of 3.82 ± 0.185 . Across years, female reproductive success was negatively correlated with population size (Figure 1a). Male reproductive success was 5.68 ± 0.80 , 8.58 ± 1.0 , 9.50 ± 1.3 , and 10.5 ± 1.5 for 1991, 1992, 1993, and 1994, respectively and mean success was 7.82 ± 1.15 over the four years. In contrast with females, male reproductive success was positively correlated with population size (Figure 1b). Lifetime reproductive success was also determined for each breeding female (Table 4) and male (Table 5) in the population over the four years of the study.

In 1991, multiply sired litters included 26 of 36 (72.2%) litters with more than one offspring, 45 of 55 (81.8%) in 1992, 47 of 57 (82.5%) in 1993, and 48 of 73 (65.8%) in 1994. Mean frequency of multiple paternity over the four-year study was $75.58\% \pm 8.0\%$.

Inbreeding & Relatedness

In this population, observed heterozygosity was lower than expected for all years at all loci, which may be indicative of inbreeding. F_{IS} was 0.195, 0.241, 0.230, and 0.236 for 1991, 1992, 1993, and 1994, respectively, with a mean of 0.217 for the four-year period. However, pedigree path analysis revealed only 22 of 732 juveniles from 1992-1994 were the result of an unequivocal inbreeding event (Table 6, Figure 2a-d). Inbreeding could not be determined for individuals sampled during 1991 because relationships of the breeding adults were not known. Inbreeding coefficients for these 22 individuals range from 0.0313 – 0.25 with a mean \pm SE of 0.172 ± 0.017 . Relatedness values (r) for the population as a whole (Table 7a) and for each clan in each year (Table 7b) reveal r values near zero, indicating that the individuals in the population and clans are unrelated.

Over the four years of the study, mean mother-offspring, father-offspring, and full sibling relatedness values are close to the expected relatedness value of 0.50 (Figure 3a-e). Mean maternal half-sibling r values are close to the expected value of 0.25, somewhat higher than for paternal half-siblings. Mean relatedness of adult females within a clan was approximately 0.25, equivalent to a half-sibling r value. All other comparisons that were made (adult males within each clan, adult males-females within each clan, adult males between nearby clans, and adult females between nearby clans), had mean relatedness values near zero, indicating they are not closely related.

CHAPTER V

Discussion

A few studies have shown that social structure may not be the same as the breeding structure, and that observational data about the mating system may not reflect the genetic mating system (Coltman *et al.* 1999; Worthington Wilmer *et al.* 1999). Long-term behavioral and genetic studies for understanding social structure and mating system evolution are important because such systems are dynamic and complex (Slate *et al.* 2000a; Burland *et al.* 2001; Rossiter *et al.* 2001).

Parentage

Parentage determination can be performed using genetic exclusion probabilities (Chakraborty *et al.* 1988; Morin *et al.* 1994; Keane *et al.* 1997) or likelihood-based analyses (Foltz & Hoogland 1981; Taylor *et al.* 1997; Marshall *et al.* 1998; Slate *et al.* 2000b). Genetic exclusion may not always assign the correct parent because exclusion probabilities require an exact match between the parent and offspring's genotype. With microsatellites, a variety of factors can generate mismatches, including null alleles, mutations, and errors in determining the correct allele size for an individual's genotype (Callen *et al.* 1993; Paetkau & Strobeck 1995; Pemberton *et al.* 1995; Haberl & Tautz 1999; Chambers & MacAvoy 2000).

Null alleles occur when there are mutations in the DNA sequence flanking the repeat motif of the microsatellite locus, resulting in the primer not binding during PCR. Individuals heterozygous for the mutation will appear to be homozygous and homozygotes, fail to produce an amplification product. The frequency of null alleles

increases when the primers were developed for a species other than the study species (Callen *et al.* 1993; Chambers & MacAvoy 2000). This poses a potential problem in this study because the primers utilized were developed for Columbian ground squirrels and Idaho ground squirrels. To account for problems such as genotyping error and mutation rate, likelihood-based analyses and relatedness coefficients were used in addition to genetic exclusion to assign and verify parentage (Chakraborty *et al.* 1988; Queller & Goodnight 1989; Marshall *et al.* 1998). A potential problem with likelihood methods for determining parentage is that it assumes that each locus is in Hardy-Weinberg equilibrium and it is not clear how violation of this assumption will affect parentage assignment.

Previous studies attempting to assign parentage using microsatellite data had varying degrees of success. Alderson *et al.* (1999) were able to assign 55 of 61 (90%) brown-headed cowbird chicks (*Molothrus ater*) to their parents or sibling groups using seven loci. Coltman *et al.* (1999) assigned parentage to 226 of 365 (62%) Soay lambs (*Ovis aries*) using ten microsatellite and five protein loci. Worthington Wilmer *et al.* (1999) were able to assign parentage to only 320 of 811 (39.5%) grey seal pups (*Halichoerus grypus*) using nine microsatellite loci. In this study, parentage was assigned to 836 of 900 (92.9%) offspring using nine microsatellite loci, which was aided by having an extensive behavioral data set. In a previous study of the same colony, Haynie (2000) used seven of the nine microsatellite loci utilized in this study and was able to assign parentage to only 31% of the 1994 cohort of juveniles, and subsequently estimated multiple paternity at 27%. The addition of two highly polymorphic loci in my study greatly increased the ability and accuracy in resolving

parentage. This in turn probably explains the disparity between the estimates of multiple paternity (65.8% of litters) in this study compared with that in Haynie's (2000) work. The inability to resolve paternity for some juveniles (5.8%) in this study may result from lack of DNA samples for some males, null alleles, and decreased genetic variation from using heterologous primers. The one instance where maternity could not be resolved was when the potential mothers were full siblings having identical genotypes.

Reproductive Success

The correlations between mean female and male reproductive success and population size would not have been elucidated without examining consecutive years of the same population. The number of males attaining reproductive success remained nearly constant over the four-year period (range = 22 - 28) even though the population as a whole increased in size and the number of adult females increased. Reproductive success in males siring offspring appears limited by the number of females in the population, whereas female reproductive success appears limited by increased population density, and possibly reduced availability of burrow space (Fig. 1a, b).

Generally, the longer an individual lived, the greater its lifetime reproductive success. In a few instances, some males living only one or two years had high reproductive success compared to males who lived three or four years. Hoogland (2001) suggested that mating success, and probably reproductive success, is highly correlated with mass in both males and females. Parentage assignments provided in this

study should allow a more thorough investigation into the possibility of a positive correlation between body size and reproductive success in this species.

Multiple Paternity

Multiple paternity has been documented in a variety of animal species having more than one offspring per litter and in some species it may occur at a high frequency (Boellstorff *et al.* 1994; Schenk & Kovacs 1995; Berteaux *et al.* 1999; Haynie 2000; Valenzuela 2000). Many scuirid species have been found to exhibit multiple paternity. Boellstorff *et al.* (1994) found this to occur at a frequency of 89% in California ground squirrels (*Spermophilus beecheyi*), whereas Hanken & Sherman (1981) observed multiple paternity in Belding's ground squirrels (*S. beldingi*) in 78% of the litters examined. At the other end of the range of levels of multiple paternity, Murie (1995) found that 16% of Columbian ground squirrel litters were multiply sired, whereas Hoogland (1995) estimated multiple paternity occurred in black-tailed prairie dogs at a rate of 5%. The high frequency of multiple paternity observed in this Gunnison's prairie dog population (76%) was within the range observed for other scuirid species. The level of multiple paternity in this population varies over the four-year period and Travis *et al.* (1996) suggested that it may vary among populations of this species.

Explanations for such a high frequency of multiple paternity include group selection arguments such as increasing the effective population size and maintaining genetic diversity in isolated populations (Moran & Garcia-Vasquez 1998; Martinez 2000), and individual benefits such as reducing the potential for inbreeding, increasing genetic variability in a female's offspring, and promoting sperm competition. Because

male reproductive success is directly associated with the number of offspring sired, males will mate with multiple females to increase the number of offspring they sire. In contrast, female reproductive success is related to creating genetically superior offspring and keeping them alive; thus, females are expected to be more selective in mate choices (Krebs & Davies 1993). The reasons why females mate with multiple males are not completely understood. Hoogland (1998a) found that 100% of female Gunnison's prairie dogs that mated with three or more males became pregnant and gave birth to pups, and he concluded that multiple matings by females may be necessary to ensure pregnancy. He also found that litter size was directly related to the number of males with which a female mated. Sperm competition has been studied in numerous organisms and probably benefits females by allowing more fit offspring (Knowlton & Greenwell 1984).

Inbreeding

Inbreeding in a population can be heightened by sociality and philopatry. Some level of inbreeding can maintain co-adapted gene complexes and increase ability of locating mates, but higher levels are often associated with decreased fecundity, survival, and dispersal of offspring (Hoogland 1992; Brown & Brown 1998; Crnokrak & Roff 1999; Daniels & Walters 2000; Slate *et al.* 2000a; Rossiter *et al.* 2001). In order to determine the level of inbreeding occurring in a population, it was necessary to know the level of heterozygosity and degree of relatedness of individuals. Black-tailed prairie dogs appear to avoid extreme inbreeding (e.g., are mother-son, father-daughter, and full sibling matings), but matings among more distant relatives (e.g., cousins, aunt-nephew,

and uncle-niece) apparently can be tolerated (Hoogland 1982; Foltz & Hoogland 1983; Dobson *et al.* 1997). Factors reducing extreme inbreeding in black-tailed prairie dogs include male dispersal from natal territory, adult male dispersal from breeding territory when daughters become sexually mature, delay of sexual maturity in females when their father remains in the territory, and behavioral mechanisms to avoid mating with related individuals (Hoogland 1992, 1995, 1999).

The 22 instances of inbreeding detected in the study population from 1992-1994, were fewer than expected from previous estimates of inbreeding in this species (Travis *et al.* 1997) and the low level of observed heterozygosity in this population. Travis *et al.* (1997) also found low genetic diversity using DNA fingerprinting and speculated there was limited gene flow among populations and, as a result, heightened inbreeding within each colony. The estimate of inbreeding in the study population is likely to be an underestimate because if we extended farther back in time, we would likely find more instances of inbreeding. However, pedigree path analysis provided a more reliable measure of inbreeding than simply looking at levels of heterozygosity (F_{IS}). F_{IS} values range from negative one (a population that is extremely outbred) to positive one (population that is very inbred). The values calculated in this study are relatively high (mean over four years = 0.217), but high F_{IS} values are also an indication of further population subdivision, which can be explained by the clan social structure of Gunnison's prairie dogs. Processes accounting for both the low level of inbreeding and the high F_{IS} values include high frequency of multiple paternity, high population turnover (low yearly survival rate), and frequent dispersal of males from clans that

occurred in this population (Hoogland 1999). There appears to be no evidence for inbreeding depression, but further investigation of this would be needed.

An observation that arose when examining the inbreeding paths was that there were no cases where a female bred with any of her progeny. The majority of instances of inbreeding arose from father-daughter, grandfather-granddaughter, paternal half-siblings, etc., and this could have resulted from the high level of multiple paternity in the population. Fathers may not be able to recognize their offspring and paternal half-siblings may not know they share the same father, but mothers should be able to recognize their offspring and full and maternal half-siblings should be familiar (Michener 1974; Holmes & Sherman 1982).

Relatedness

Recently, a few studies have assessed genetic relatedness of individuals in one or more populations to gain insight into a species' social structure. Kays *et al.* (2000) found that kinkajous (*Potos flavus*) may form family groups and that females seem to disperse more often or farther than males. Burland *et al.* (1999) found essentially zero within colony relatedness in brown long-eared bats (*Plecotus auritus*), even though behavioral studies reported natal philopatry in this species.

Relatedness calculations allowed independent testing of parentage assignments and estimated relatedness of individuals within the population at varying spatial and social scales. This examination revealed that parentage assignments for the colony studied were remarkably accurate. The relatedness structure of the Gunnison's prairie dog clans documents that adult females within a clan (mean $r = 0.24$) are lower than

indicated by behavioral data. Such data had suggested that females in a clan are primarily mother-daughter, full sibling, aunt-niece, and cousin relationships (Rayor 1985, 1988; Hoogland 1997, 1998a, b, 1999, whereas the present study revealed a large number of half-siblings among adult females within each clan as a result of the high frequency of multiple paternity. The males in clans with multiple breeding males appear to be unrelated (mean $r = -0.13$). Both sexes between nearby clans are effectively unrelated (mean $r = -0.06$ and -0.08), increasing the genetic heterogeneity of social structure in this species. All relatedness comparisons were not significantly different between years, suggesting that this social structuring of Gunnison's prairie dog colonies remains constant over time.

In conclusion, this study provided significant insight into the social structure and mating system of Gunnison's prairie dogs. A correlation between reproductive success and population size occurred in both males (positive) and females (negative). Prior to this research, high levels of multiple paternity appeared characteristic in this species, but it was not fully known, as well as the fact that this changes over time within a colony and possibly between populations. Inbreeding was estimated to be somewhat high, based on decreased observed heterozygosity, but was found to be much lower by pedigree path analysis in this study. Females within each clan are less related than once believed, while males within a clan are unrelated. Between geographically close clans (those that share a boundary), males are unrelated and females are unrelated. This social structure and mating system of Gunnison's prairie dogs may have evolved to decrease inbreeding, increase the effective population size, and maintain genetic diversity within a population.

References

- Alderson GW, Gibbs HL, Sealy SG (1999) Parentage and kinship studies in an obligate brood parasitic bird, the brown-headed cowbird (*Molothrus ater*), using microsatellite DNA markers. *Journal of Heredity*, **90**, 182-190.
- Berteaux, D, Bety J, Rengifo E, Bergeron EA (1999) Multiple paternity in meadow voles (*Microtus pennsylvanicus*): investigating the role of the female. *Behavioral Ecology and Sociobiology*, **45**, 283-291.
- Boellstorff DE, Owings DH, Penedo MCT, Hersek MJ (1994) Reproductive behaviour and multiple paternity of California ground squirrels. *Animal Behaviour*, **47**, 1057-1064.
- Brown JL, Brown ER (1998) Are inbred offspring less fit? Survival in a natural population of Mexican jays. *Behavioral Ecology*, **9**, 60-63.
- Bruford MW, Cheesman DJ, Coote T, *et al.* (1996) Microsatellites and their application to conservation genetics. In: *Conservation genetics: case histories from nature* (eds. Avise JC, Hamrick JL) pp. 278-296 Chapman & Hall Press, New York.
- Burland TM, Barratt EM, Nichols RA, Racey PA (2001) Mating patterns, relatedness and the basis of natal philopatry in the brown long-eared bat, *Plecotus auritus*. *Molecular Ecology*, **10**, 1309-1321.
- Callen DF, Thompson AD, Shen Y, *et al.* (1993) Incidence and origin of "null" alleles in the (AC)_n microsatellite markers. *American Journal of Human Genetics*, **52**, 922-927.

- Chakraborty R, Meagher TR, Smouse PE (1988) Parentage analysis with genetic markers in natural populations. I. The expected proportion of offspring with unambiguous paternity. *Genetics*, **118**, 527-536.
- Chambers GK, MacAvoy ES (2000) Microsatellites: consensus and controversy. *Comparative Biochemistry and Physiology, Part B*, **126**, 455-476.
- Chesser RK (1983) Genetic variability within and among populations of the black-tailed prairie dog. *Evolution*, **37**, 320-331.
- Coltman DW, Bowen WD, Wright JM (1998) Male mating success in an aquatically mating pinniped, the harbour seal (*Phoca vitulina*), assessed by microsatellite DNA markers. *Molecular Ecology*, **7**, 627-638.
- Coltman DW, Bancroft DR, Robertson A, *et al.* (1999) Male reproductive success in a promiscuous mammal: behavioral estimates compared with genetic paternity. *Molecular Ecology*, **8**, 1199-1209.
- Craighead L, Paetkau D, Reynolds HV, Vyse ER, Strobeck C (1995) Microsatellite analysis of paternity and reproduction in arctic grizzly bears. *Journal of Heredity*, **86**, 255-261.
- Crnokrak P, Roff DA (1999) Inbreeding depression in the wild. *Heredity*, **83**, 260-270.
- Daniels SJ, Walters JR (2000) Inbreeding depression and its effects on natal dispersal in red-cockaded woodpeckers. *The Condor*, **102**, 482-491.
- Dobson FS, Chesser RK, Hoogland JL, Sugg DW, Foltz DW (1997) Do black-tailed prairie dogs minimize inbreeding? *Evolution*, **51**, 970-978.

- Dobson FS, Chesser RK, Hoogland JL, Sugg DW, Foltz DW (1998) Breeding groups and gene dynamics in a socially structured population of prairie dogs. *Journal of Mammalogy*, **79**, 671-680.
- Ellegren H (1992) Polymerase-chain-reaction (PCR) analysis of microsatellites - A new approach to studies of genetic relationships in birds. *The Auk*, **109**, 886-895.
- Fitzgerald JP, Lechleitner RR (1974) Observations on the biology of Gunnison's prairie dog in central Colorado. *The American Midland Naturalist*, **92**, 146-163.
- Foltz DW, Hoogland JL (1981) Analysis of the mating system in the black-tailed prairie dog (*Cynomys ludovicianus*) by likelihood of paternity. *Journal of Mammalogy*, **62**, 706-712.
- Foltz DW, Hoogland JL (1983) Genetic evidence of outbreeding in the black-tailed prairie dog (*Cynomys ludovicianus*). *Evolution*, **37**, 273-281.
- Garza JC, Dallas J, Duryadi D, *et al.* (1997) Social structure of the mound-building mouse *Mus spicilegus* revealed by genetic analysis with microsatellites. *Molecular Ecology*, **6**, 1009-1017.
- Gompper ME, Gittleman JL, Wayne RK (1998) Dispersal, philopatry, and genetic relatedness in a social carnivore: comparing males and females. *Molecular Ecology*, **7**, 157-163.
- Gullberg A, Olsson M, Tegelstrom H (1997) Male mating success, reproductive success and multiple paternity in a natural population of sand lizards: behavioural and molecular genetics data. *Molecular Ecology*, **6**, 105-112.
- Haberl M, Tautz D (1999) Comparative allele sizing can produce inaccurate allele size differences for microsatellites. *Molecular Ecology*, **8**, 1347-1350.

- Hancock JM (1999) Microsatellites and other simple sequences: genomic context and mutational mechanisms. In: *Microsatellites: Evolution and Application*, (eds. Goldstein DB, Schlotterer C), pp. 1-9. Oxford University Press, New York.
- Hanken J, Sherman PW (1981) Multiple paternity in Belding's ground squirrel litters. *Science*, **212**, 351-353.
- Haynie ML (2000) *Parentage, multiple paternity, and reproductive success: using microsatellites to study social interactions in two species of prairie dogs*. M.S. thesis, Oklahoma State University, Stillwater, OK.
- Haynie ML, Van Den Bussche RA, Hoogland JL, Gilbert DA (0000) Parentage, multiple paternity, and reproductive success in Gunnison's and Utah prairie dogs. *Journal of Mammalogy*, submitted.
- Holmes WG, Sherman PW (1982) The ontogeny of kin recognition in two species of ground squirrels. *American Zoologist*, **22**, 491-517.
- Hoogland JL (1982) Prairie dogs avoid extreme inbreeding. *Science*, **215**, 1639-1641.
- Hoogland JL (1992) Levels of inbreeding among prairie dogs. *The American Naturalist*, **139**, 591-602.
- Hoogland JL (1995) *The black-tailed prairie dog: social life of a burrowing mammal*. Chicago University Press, Chicago, IL.
- Hoogland JL (1997) Duration of gestation and lactation for Gunnison's prairie dogs. *Journal of Mammalogy*, **78**, 173-180.
- Hoogland JL (1998a) Why do female Gunnison's prairie dogs copulate with more than one male? *Animal Behaviour*, **55**, 351-359.

- Hoogland JL (1998b) Estrus and copulation of Gunnison's prairie dogs. *Journal of Mammalogy*, **79**, 887-897.
- Hoogland JL (1999) Philopatry, dispersal, and social organization of Gunnison's prairie dogs. *Journal of Mammalogy*, **80**, 243-251.
- Hoogland JL (2001) Black-tailed, Gunnison's, and Utah prairie dogs reproduce slowly. *Journal of Mammalogy*, **82**, 917-927.
- Jarne P, Lagoda PJJ (1996) Microsatellites, from molecules to populations and back. *Trends in Ecology and Evolution*, **11**, 424-429.
- Kays RW, Gittleman JL, Wayne RK (2000) Microsatellite analysis of kinkajou social organization. *Molecular Ecology*, **9**, 743-751.
- Keane B, Dittus WPJ, Melnick DJ (1997) Paternity assessment in wild groups of toque macaques *Macaca sinica* at Polonnaruwa, Sri Lanka using molecular markers. *Molecular Ecology*, **6**, 267-282.
- Knight ME, Turner GF, Rico C, van Oppen MJH, Hewitt GM (1998) Microsatellite paternity analysis on captive Lake Malawi cichlids supports reproductive isolation by direct mate choice. *Molecular Ecology*, **7**, 1605-1610.
- Knowlton N, Greenwell SR (1984) Male sperm competition avoidance mechanisms: the influence of female interests. In: *Sperm competition and the evolution of animal mating systems* (ed. Smith RL) pp. 61-84 Academic Press, Orlando, FL.
- Krebs JR, Davies NB (1993) *An introduction to behavioural ecology*, 3rd edn, Blackwell Science, Oxford, England.
- Longhurst W (1944) Observations on the ecology of the Gunnison's prairie dog in Colorado. *Journal of Mammalogy*, **25**, 24-36.

- Longmire JL, Maltbie M, Baker RJ (1997) Use of "Lysis Buffer" in DNA isolation and its implication for museum collections. *Occasional Papers, The Museum, Texas Tech University, Lubbock*, **163**, 1-3.
- Marshall TC, Slate J, Kruuk LE, Pemberton JM (1998) Statistical confidence for likelihood-based paternity inference in natural populations. *Molecular Ecology*, **7**, 639-655.
- Martinez JL, Moran P, Perez J, *et al.* (2000) Multiple paternity increases effective size of southern Atlantic salmon populations. *Molecular Ecology*, **9**, 293-298.
- May B, Gavin TA, Sherman PW, Korves TM (1997) Characterization of microsatellite loci in the Northern Idaho ground squirrel *Spermophilus brunneus brunneus*. *Molecular Ecology*, **6**, 399-400.
- Michener GR (1974) Development of adult-young identification in Richardson's ground squirrel. *Developmental Psychobiology*, **7**, 375-384.
- Moran P, Garcia-Vasquez E (1998) Multiple paternity in Atlantic salmon: a way to maintain genetic variability in relict populations. *Journal of Heredity*, **89**, 551-553.
- Morin PA, Wallis J, Moore JJ, Woodruff DS (1994) Paternity exclusion in a community of wild chimpanzees using hypervariable simple sequence repeats. *Molecular Ecology*, **3**, 469-478.
- Murie JO (1995) Mating behavior of Columbian ground squirrels. I. Multiple mating by females and multiple paternity. *Canadian Journal of Zoology*, **73**, 1819-1826.
- Okada A, Tamate HB (2000) Pedigree analysis of the sika deer (*Cervus nippon*) using microsatellite markers. *Zoological Science*, **17**, 335-340.

- Paetkau D, Strobeck C (1994) Microsatellite analysis of genetic variation in black bear populations. *Molecular Ecology*, **3**, 489-495.
- Paetkau D, Strobeck C (1995) The molecular basis and evolutionary history of a microsatellite null allele in bears. *Molecular Ecology*, **4**, 519-520.
- Paetkau D, Calvert W, Stirling I, Strobeck C (1995) Microsatellite analysis of population structure in Canadian polar bears. *Molecular Ecology*, **4**, 347-354.
- Paetkau D, Waits LP, Clarkson PL *et al.* (1998) Variation in genetic diversity across the range of North American brown bears. *Conservation Biology*, **12**, 418-429.
- Pearse DE, Janzen FJ, Avise JC (2002) Multiple paternity, sperm storage, and reproductive success of female and male painted turtles (*Chrysemys picta*) in nature. *Behavioral Ecology and Sociobiology*, **51**, 164-171.
- Pemberton JM, Slate J, Bancroft DR, Barrett JA (1995) Nonamplifying alleles at microsatellite loci: a caution for parentage and population studies. *Molecular Ecology*, **4**, 249-252.
- Pizzimenti JJ, Hoffmann RS (1973) *Cynomys gunnisoni*. *Mammalian Species*, **25**, 1-4.
- Primmer CR, Moller AP, Ellegren H (1995) Resolving genetic relationships with microsatellite markers: a parentage testing system for the swallow *Hirundo rustica*. *Molecular Ecology*, **4**, 493-498.
- Queller DC, Goodnight KF (1989) Estimating relatedness using genetic markers. *Evolution*, **43**, 258-275.
- Rayor LS (1985) Effects of habitat quality on growth, age of first reproduction, and dispersal in Gunnison's prairie dogs (*Cynomys gunnisoni*). *Canadian Journal of Zoology*, **63**, 2835-2840.

- Rayor LS (1988) Social organization and space-use in Gunnison's prairie dog.
Behavioral Ecology and Sociobiology, **22**, 69-78.
- Rayor LS, Brody AK, Gilbert C (1987) Hibernation in the Gunnison's prairie dog.
Journal of Mammalogy, **68**, 147-150.
- Rossiter SJ, Jones G, Ransome RD, Barratt EM (2001) Outbreeding increases offspring survival in wild greater horseshoe bats (*Rhinolophus ferrumequinum*).
Proceedings of the Royal Society of London Series B, **268**, 1055-1061.
- Schenk A, Kovacs KM (1995) Multiple mating between black bears revealed by DNA fingerprinting. *Animal Behaviour*, **50**, 1483-1490.
- Slate J, Kruuk LEB, Marshall TC, Pemberton JM, Clutton-Brock TH (2000a)
Inbreeding depression influences lifetime breeding success in a wild population of red deer (*Cervus elaphus*). *Proceedings of the Royal Society of London Series B*, **267**, 1657-1662.
- Slate J, Marshall T, Pemberton J (2000b) A retrospective assessment of the accuracy of the paternity inference program Cervus. *Molecular Ecology*, **9**, 801-808.
- Stevens S, Coffin J, Strobeck C (1997) Microsatellite loci in Columbian ground squirrels *Spermophilus columbianus*. *Molecular Ecology*, **6**, 493-495.
- Taylor AC, Horsup A, Johnson CN, Sunnucks P, Sherwin B (1997) Relatedness structure detected by microsatellite analysis and attempted pedigree construction in an endangered marsupial, the northern hairy-nosed wombat *Lasiorhinus krefftii*. *Molecular Ecology*, **6**, 9-19.

- Travis SE, Slobodchikoff CN, Keim P (1996) Social assemblages and mating relationships in prairie dogs: a DNA fingerprint analysis. *Behavioral Ecology*, **7**, 95-100.
- Travis SE, Slobodchikoff CN, Keim P (1997) DNA fingerprinting reveals low genetic diversity in Gunnison's prairie dogs (*Cynomys gunnisoni*). *Journal of Mammalogy*, **78**, 725-732.
- Valenzuela N (2000) Multiple paternity in side-neck turtles *Podocnemis expansa*: evidence from microsatellite DNA data. *Molecular Ecology*, **9**, 99-105.
- van Staaden MJ, Chesser RK, Michener GR (1994) Genetic correlations and matrilineal structure in a population of *Spermophilus richardsonii*. *Journal of Mammalogy*, **75**, 573-582.
- Worthington Wilmer J, Allen PJ, Pomeroy PP, Twiss SD, Amos W (1999) Where have all the fathers gone? An extensive microsatellite analysis of paternity in the grey seal (*Halichoerus grypus*). *Molecular Ecology*, **8**, 1417-1429.
- Yu HT, Liao YY, Kao CH (2001) Relatedness structure and individual identification in a semi-fossorial shrew (Soricidae: *Anourosorex squamipes*) - an application of microsatellite data. *Zoological Studies*, **40**, 226-232.

Table 1 Microsatellite locus names and primer sequences organized in 5' → 3' orientation. HEX, NED, and 6FAM are fluorescent labels attached to forward primers.

Locus Name	Labeled forward primer	Reverse primer
GS08 ^{*‡}	HEX-ACCAATGGGAGACACATCCAA	GTGTCTTAAACTCCTTGTAATAGCCCCCTG
GS12 ^{*‡}	NED-CCAAGAGAGGCAGTCGTCCAG	GTGTCTTTCGAGCAGAGCACTTCACAGA
GS14 ^{*‡}	6FAM-CAGAATCAGGTGGGTCCATAGTG	GTGTCTTGATGAAACCTATTTGCCTTCCTTC
GS17 ^{*‡}	6FAM-CAATTCGTGGTGGTTATATC	GTGTCTTCTGTCACCTATATGAACACA
GS20 ^{*‡}	6FAM-GCCCAGCCATCACCTCACC	GTGTCTTTCAGAGTTTTTCAGACACA
GS22 ^{*‡}	6FAM-AGAGAACAACATCAACAGGGTGTG	GTGTCTTGGTCCTCATCCTGCCAATTTC
GS26 ^{*‡}	NED-GGCTCCAAGTCCCAGGGAC	GTGTCTTGGTCCTCATCCTGCCAATTTC
IGS1 [†]	HEX-ATAACAGCACCTGCACCAC	AATCCATCCTCTACCTGTAATGC
IGS6 [†]	HEX-GGGCATTAAATCCAGGACTT	GGGCTGGAATTAAAGGTATCA

*Locus names described by Stevens *et al.* (1997)

‡Primers redesigned by Haynie (2000) for multiplex gel loading

†Locus names described by May *et al.* (1997)

Table 2 Locus names and descriptive statistics for genetic variability at each locus for the Gunnison's prairie dog population at Petrified Forest National Park, Apache County, Arizona for each year from 1991-1994 separately (a - d) and for all four years combined (e). A = number of alleles, N = sample size, H_O = observed heterozygosity, H_E = expected heterozygosity, PIC = polymorphic information content, PI = probability of identity, PE1 = first-parent exclusionary power, and PE2 = second-parent exclusionary power.

a.

1991								
Locus	A	N	H _O	H _E	PIC	PI	PE1	PE2
GS08	6	252	0.643	0.678	0.632	0.147	0.266	0.440
GS12	7	266	0.327	0.501	0.464	0.282	0.136	0.293
GS14	7	267	0.745	0.789	0.754	0.077	0.399	0.578
GS17	3	268	0.153	0.174	0.162	0.693	0.015	0.083
GS20	2	263	0.084	0.121	0.114	0.778	0.007	0.057
GS22	6	269	0.401	0.664	0.606	0.168	0.250	0.412
GS26	4	269	0.212	0.298	0.282	0.506	0.045	0.160
IGS1	8	269	0.647	0.735	0.695	0.111	0.336	0.514
IGS6	6	267	0.536	0.690	0.644	0.139	0.277	0.452
Mean	5.44	266	0.416	0.517	0.484			
Total						2.24 x 10 ⁻⁶	0.872	0.981

b.

1992								
Locus	A	N	H _O	H _E	PIC	PI	PE1	PE2
GS08	7	356	0.542	0.662	0.617	0.157	0.252	0.426
GS12	8	369	0.274	0.461	0.442	0.307	0.120	0.284
GS14	6	396	0.684	0.782	0.748	0.080	0.394	0.573
GS17	3	398	0.206	0.205	0.185	0.650	0.021	0.093
GS20	2	371	0.070	0.121	0.114	0.779	0.007	0.057
GS22	6	399	0.361	0.634	0.571	0.195	0.222	0.376
GS26	4	399	0.185	0.313	0.293	0.490	0.050	0.166
IGS1	10	388	0.639	0.729	0.690	0.110	0.332	0.510
IGS6	6	388	0.492	0.645	0.606	0.163	0.242	0.420
Mean	5.78	385	0.384	0.506	0.474			
Total						3.34 x 10 ⁻⁶	0.854	0.978

c.

1993								
Locus	A	N	H _O	H _E	PIC	PI	PE1	PE2
GS08	8	359	0.568	0.710	0.667	0.125	0.301	0.478
GS12	8	374	0.297	0.439	0.424	0.327	0.109	0.272
GS14	6	458	0.627	0.791	0.758	0.075	0.408	0.586
GS17	2	438	0.155	0.159	0.146	0.719	0.013	0.073
GS20	2	426	0.106	0.176	0.160	0.693	0.015	0.080
GS22	6	460	0.304	0.527	0.476	0.273	0.147	0.295
GS26	4	461	0.137	0.208	0.199	0.634	0.022	0.109
IGS1	10	451	0.659	0.692	0.647	0.138	0.287	0.461
IGS6	7	453	0.521	0.685	0.646	0.136	0.282	0.462
Mean	5.89	431	0.375	0.487	0.458			
Total						4.95 x 10 ⁻⁶	0.847	0.976

d.

1994								
Locus	A	N	H _O	H _E	PIC	PI	PE1	PE2
GS08	7	433	0.603	0.693	0.647	0.138	0.278	0.453
GS12	7	439	0.335	0.476	0.458	0.290	0.130	0.299
GS14	6	485	0.645	0.798	0.766	0.071	0.419	0.597
GS17	2	478	0.159	0.164	0.150	0.711	0.013	0.075
GS20	2	465	0.088	0.148	0.137	0.736	0.011	0.069
GS22	5	487	0.300	0.639	0.584	0.184	0.226	0.389
GS26	4	488	0.357	0.377	0.348	0.415	0.073	0.202
IGS1	9	484	0.620	0.692	0.646	0.140	0.287	0.459
IGS6	7	486	0.422	0.632	0.596	0.170	0.233	0.412
Mean	5.44	472	0.392	0.513	0.481			
Total						2.70 x 10 ⁻⁶	0.860	0.979

e.

Combined 1991-1994								
Locus	A	N	H _O	H _E	PIC	PI	PE1	PE2
GS08	8	958	0.610	0.690	0.646	0.127	0.278	0.454
GS12	8	989	0.308	0.471	0.452	0.298	0.126	0.293
GS14	7	1096	0.678	0.795	0.764	0.073	0.415	0.594
GS17	3	1079	0.176	0.179	0.164	0.688	0.016	0.082
GS20	2	1045	0.082	0.140	0.130	0.749	0.010	0.065
GS22	6	1103	0.354	0.627	0.569	0.197	0.217	0.374
GS26	4	1104	0.255	0.323	0.303	0.478	0.054	0.173
IGS1	10	1090	0.631	0.698	0.654	0.134	0.295	0.469
IGS6	7	1091	0.490	0.650	0.611	0.161	0.247	0.425
Mean	6.11	1062	0.398	0.508	0.477			
Total						2.87 x 10 ⁻⁶	0.859	0.979

Table 3 Parentage assignment for each offspring in the Gunnison's prairie dog population at Petrified Forest National Forest, Apache County, Arizona from 1991-1994. The ID listed for each individual is assigned upon capture with the right and left eartags in parentheses. If the father could not be assigned, it is designated as *****. Juveniles designated with † indicate maternity narrowed to two potential mothers, which are sisters with identical genotypes

Year	Juvenile's ID (eartags)	Mother's ID (eartags)	Father's ID (eartags)
1991	2RSx (H97, H98)	2RS (583, 584)	25 (287, 288)
1991	2RSx (H99, I0)	2RS (583, 584)	2 (C61, C62)
1991	2RSx (I1, I2)	2RS (583, 584)	25 (287, 288)
1991	2RSx (I27, I28)	2RS (583, 584)	25 (287, 288)
1991	2RSx (I29, I30)	2RS (583, 584)	25 (287, 288)
1991	2RSx (I3, I4)	2RS (583, 584)	R20 (B17, C69)
1991	3SBSx (E31, E32)	3SBS (529, 530)	18 (C49, C50)
1991	3SBSx (E39, E40)	3SBS (529, 530)	14 (C55, C56)
1991	3SBSx (E41, E42)	3SBS (529, 530)	45 (901, 902)
1991	3SBSx (E91, E92)	3SBS (529, 530)	14 (C55, C56)
1991	3SBSx (I41, I42)	3SBS (529, 530)	*****
1991	3SRSx (F99, G0)	3SRS (A23, D0)	R10 (B29, B30)
1991	3SRSx (G19, G20)	3SRS (A23, D0)	17 (C59, C60)
1991	3SRSx (G5, G6)	3SRS (A23, D0)	38 (765, B37)
1991	BSOx (J1, J2)	3SRS (A23, D0)	R10 (B29, B30)
1991	C0x (F53, F54)	3SRS (A23, D0)	38 (765, B37)
1991	C0x (G21, G22)	3SRS (A23, D0)	R10 (B29, B30)
1991	4strx (I37, I38)	4str (947, 948)	04 (497, 498)
1991	4strx (I39, I40)	4str (947, 948)	04 (497, 498)
1991	4strx (I57, I58)	4str (947, 948)	04 (497, 498)
1991	4strx (I81, I82)	4str (947, 948)	04 (497, 498)
1991	50x (H37, H38)	50 (925, 926)	R20 (B17, C69)
1991	50x (I11, I12)	50 (925, 926)	44 (495, 496)
1991	50x (I23, I24)	50 (925, 926)	44 (495, 496)

Year	Juvenile's ID (eartags)	Mother's ID (eartags)	Father's ID (eartags)
1991	50x (I25, I26)	50 (925, 926)	23 (C45, C46)
1991	50x (I5, I6)	50 (925, 926)	44 (495, 496)
1991	50x (I7, I10)	50 (925, 926)	44 (495, 496)
1991	HBSx (I65, I66)	57 (141, 142)	19 (351, 352)
1991	HBSx (I83, I84)	57 (141, 142)	04 (497, 498)
1991	HBSx (I9, I55)	57 (141, 142)	19 (351, 352)
1991	HBSx (J17, J18)	57 (141, 142)	19 (351, 352)
1991	BSx (H65, H66)	59 (C48, C51)	05 (73, 74)
1991	BSx (H77, H78)	59 (C48, C51)	41 (231, 232)
1991	BSx (I31, I32)	59 (C48, C51)	*****
1991	61x (F75, F76)	61 (893, C25)	44 (495, 496)
1991	61x (F91, F92)	61 (893, C25)	03 (C43, D3)
1991	61x (F93, F94)	61 (893, C25)	03 (C43, D3)
1991	61x (F95, F96)	61 (893, C25)	44 (495, 496)
1991	61x (G29, G30)	61 (893, C25)	44 (495, 496)
1991	4x (E49, E50)	64 (C85, C86)	09 (50, C27)
1991	4x (E51, E52)	64 (C85, C86)	04 (497, 498)
1991	4x (E53, E54)	64 (C85, C86)	41 (231, 232)
1991	4x (E55, E56)	64 (C85, C86)	44 (495, 496)
1991	4x (E57, E58)	64 (C85, C86)	04 (497, 498)
1991	6x (F55, F56)	66 (215, 216)	17 (C59, C60)
1991	6x (F57, F58)	66 (215, 216)	17 (C59, C60)
1991	6x (F69, F70)	66 (215, 216)	21 (13, 14)
1991	6x (G41, G42)	66 (215, 216)	*****
1991	7x (I15, I16)	70 (103, 332)	29 (877, 878)
1991	7x (I17, I18)	70 (103, 332)	39 (463, 760)
1991	7x (I19, I20)	70 (103, 332)	R20 (B17, C69)
1991	7x (I43, I44)	70 (103, 332)	R20 (B17, C69)
1991	72x (H63, H64)	72 (A87, A88)	05 (73, 74)
1991	72x (H93, H94)	72 (A87, A88)	05 (73, 74)
1991	72x (H95, H96)	72 (A87, A88)	05 (73, 74)
1991	72x (I35, I36)	72 (A87, A88)	05 (73, 74)
1991	CBSx (H59, H60)	80 (297, 298)	R03 (915, 916)

Year	Juvenile's ID (eartags)	Mother's ID (eartags)	Father's ID (eartags)
1991	CBSx (H61, H62)	80 (297, 298)	R03 (915, 916)
1991	CRRSx (J25, J26)	80 (297, 298)	19 (351, 352)
1991	WARsX (H45, H46)	80 (297, 298)	R03 (915, 916)
1991	81x (H35, H36)	81 (275, 276)	29 (877, 878)
1991	81x (H49, H50)	81 (275, 276)	29 (877, 878)
1991	81x (I79, I80)	81 (275, 276)	29 (877, 878)
1991	81x (J29, J30)	81 (275, 276)	29 (877, 878)
1991	FRx (F73, F74)	88 (115, 116)	R15 (A43, C35)
1991	FRx (G7, G8)	88 (115, 116)	R15 (A43, C35)
1991	FRx (G9, G10)	88 (115, 116)	42 (643, 644)
1991	FRx (J27, J28)	88 (115, 116)	R15 (A43, C35)
1991	0x (D57, D58)	90 (465, 466)	45 (901, 902)
1991	0x (D59, D60)	90 (465, 466)	45 (901, 902)
1991	0x (D61, D62)	90 (465, 466)	45 (901, 902)
1991	0x (D63, D64)	90 (465, 466)	45 (901, 902)
1991	0x (D87, D88)	90 (465, 466)	45 (901, 902)
1991	CRSx (I97, I98)	91 (A9, A10)	22 (499, 500)
1991	CRSx (J11, J12)	91 (A9, A10)	38 (765, B37)
1991	CRSx (J13, J14)	91 (A9, A10)	21 (13, 14)
1991	CRSx (J9, J10)	91 (A9, A10)	22 (499, 500)
1991	RSBBx (I87, I88)	95 (322, 324)	*****
1991	RSBBx (J59, J60)	95 (322, 324)	*****
1991	BBx (E11, E12)	BB (564, C53)	03 (C43, D3)
1991	BBx (E13, E14)	BB (564, C53)	03 (C43, D3)
1991	BBx (E21, E22)	BB (564, C53)	03 (C43, D3)
1991	BBx (E23, E24)	BB (564, C53)	*****
1991	BBx (E3, E4)	BB (564, C53)	03 (C43, D3)
1991	BBx (E5, E6)	BB (564, C53)	03 (C43, D3)
1991	BB01x (J39, J40)	BB0 (A71, A72)	17 (C59, C60)
1991	CBSx (H55, H56)	BB0 (A71, A72)	*****
1991	WARsX (G47, G48)	BB0 (A71, A72)	R03 (915, 916)
1991	BB6x (G45, G46)	BB6 (291, 292)	31 (207, 208)
1991	BB6x (G71, G72)	BB6 (291, 292)	31 (207, 208)

Year	Juvenile's ID (eartags)	Mother's ID (eartags)	Father's ID (eartags)
1991	BB6x (H83, H84)	BB6 (291, 292)	31 (207, 208)
1991	BB6x (H85, H86)	BB6 (291, 292)	31 (207, 208)
1991	BB7x (G25, G26)	BB7 (A55, A56)	44 (495, 496)
1991	BB7x (H91, H92)	BB7 (A55, A56)	44 (495, 496)
1991	BB7x (I33, I34)	BB7 (A55, A56)	44 (495, 496)
1991	C9x (D51, D52)	BB9 (705, 706)	45 (901, 902)
1991	C9x (D53, D54)	BB9 (705, 706)	29 (877, 878)
1991	C9x (D55, D56)	BB9 (705, 706)	7 (431, 432)
1991	C9x (D81, D82)	BB9 (705, 706)	7 (431, 432)
1991	C9x (D91, D92)	BB9 (705, 706)	*****
1991	BSBBx (D95, D96)	BSBB (91, 92)	04 (497, 498)
1991	BSBBx (D97, D98)	BSBB (91, 92)	04 (497, 498)
1991	BSBBx (D99, E0)	BSBB (91, 92)	04 (497, 498)
1991	WA6x (E45, E46)	BSBB (91, 92)	R44 (971, C32)
1991	WA6x (E47, E48)	BSBB (91, 92)	04 (497, 498)
1991	WA6x (E71, E72)	BSBB (91, 92)	04 (497, 498)
1991	BB0x (J15, J16)	C5 (A25, C47)	17 (C59, C60)
1991	CBSx (H57, H58)	C5 (A25, C47)	05 (73, 74)
1991	RR5x (I13, I14)	C5 (A25, C47)	17 (C59, C60)
1991	CRx (I47, I48)	CR (A53, A54)	17 (C59, C60)
1991	CRx (I49, I50)	CR (A53, A54)	31 (207, 208)
1991	CRx (I89, I90)	CR (A53, A54)	05 (73, 74)
1991	CRx (I91, I92)	CR (A53, A54)	19 (351, 352)
1991	CRx (I93, I94)	CR (A53, A54)	05 (73, 74)
1991	CRx (I95, I96)	CR (A53, A54)	31 (207, 208)
1991	Hx (H27, H28)	H (876, C42)	22 (499, 500)
1991	Hx (H69, H70)	H (876, C42)	22 (499, 500)
1991	Hx (I63, I64)	H (876, C42)	22 (499, 500)
1991	HBBx (G73, G74)	HBB (260, 759)	15 (307, 308)
1991	HBBx (H29, H30)	HBB (260, 759)	15 (307, 308)
1991	HBBx (H33, H34)	HBB (260, 759)	R03 (915, 916)
1991	HBBx (I45, I46)	HBB (260, 759)	15 (307, 308)
1991	HBBx (I67, I68)	HBB (260, 759)	15 (307, 308)

Year	Juvenile's ID (eartags)	Mother's ID (eartags)	Father's ID (eartags)
1991	HBBx (I69, I70)	HBB (260, 759)	15 (307, 308)
1991	HRBx (H21, H22)	HRB (963, 964)	38 (765, B37)
1991	HRBx (H23, H24)	HRB (963, 964)	19 (351, 352)
1991	HRBx (H25, H26)	HRB (963, 964)	04 (497, 498)
1991	HRBx (I59, I60)	HRB (963, 964)	19 (351, 352)
1991	HRBx (I85, I86)	HRB (963, 964)	21 (13, 14)
1991	HRSx (E19, E20)	HRS (34, 738)	03 (C43, D3)
1991	HRSx (E25, E26)	HRS (34, 738)	03 (C43, D3)
1991	HRSx (E27, E28)	HRS (34, 738)	03 (C43, D3)
1991	HRSx (E29, E30)	HRS (34, 738)	03 (C43, D3)
1991	RCx (G75, G76)	RC (B2, C58)	29 (877, 878)
1991	RCx (H79, H80)	RC (B2, C58)	41 (231, 232)
1991	RCx (I51, I52)	RC (B2, C58)	38 (765, B37)
1991	RCx (I53, I54)	RC (B2, C58)	38 (765, B37)
1991	RCx (I61, I62)	RC (B2, C58)	29 (877, 878)
1991	RCx (I77, I78)	RC (B2, C58)	29 (877, 878)
1991	RCx (J7, J8)	RC (B2, C58)	29 (877, 878)
1991	BSOx (I21, I22)	RR0 (213, 214)	38 (765, B37)
1991	C0x (F51, F52)	RR0 (213, 214)	17 (C59, C60)
1991	C0x (F77, F78)	RR0 (213, 214)	38 (765, B37)
1991	C0x (F79, F80)	RR0 (213, 214)	38 (765, B37)
1991	RSx (F43, F44)	RS (505, 506)	21 (13, 14)
1991	RSx (F45, F46)	RS (505, 506)	04 (497, 498)
1991	RSx (F47, F48)	RS (505, 506)	R20 (B17, C69)
1991	RSx (F49, F50)	RS (505, 506)	04 (497, 498)
1991	RSx (F63, F64)	RS (505, 506)	21 (13, 14)
1991	RSx (F65, F66)	RS (505, 506)	21 (13, 14)
1991	RSx (F67, F68)	RS (505, 506)	21 (13, 14)
1991	TSx (F97, F98)	TS (625, 737)	R20 (B17, C69)
1991	TSx (G17, G18)	TS (625, 737)	R20 (B17, C69)
1991	TSx (G23, G24)	TS (625, 737)	R20 (B17, C69)
1991	TSx (G67, G68)	TS (625, 737)	R20 (B17, C69)
1991	WA4x (H71, H72)	WA4 (755, C54)	15 (307, 308)

Year	Juvenile's ID (eartags)	Mother's ID (eartags)	Father's ID (eartags)
1991	WA4x (H73, H74)	WA4 (755, C54)	19 (351, 352)
1991	WA4x (H75, H76)	WA4 (755, C54)	19 (351, 352)
1991	WA4x (H81, H82)	WA4 (755, C54)	05 (73, 74)
1991	WA6x (E69, E70)	WA6 (921, C57)	04 (497, 498)
1991	WA6x (E73, E74)	WA6 (921, C57)	04 (497, 498)
1991	WA6x (F71, F72)	WA6 (921, C57)	04 (497, 498)
1991	WA7x (E81, E82)	WA7 (365, C30)	44 (495, 496)
1991	WA7x (E83, E84)	WA7 (365, C30)	7 (431, 432)
1991	WA7x (E87, E88)	WA7 (365, C30)	7 (431, 432)
1991	WA7x (E89, E90)	WA7 (365, C30)	7 (431, 432)
1991	WA7x (F41, F42)	WA7 (365, C30)	7 (431, 432)
1992	2RSx (M43, M44)	2RS (583, 584)	19 (351, 352)
1992	2RSx (M45, M46)	2RS (583, 584)	R41 (L67, L68)
1992	2RSx (M47, M48)	2RS (583, 584)	19 (351, 352)
1992	2RSx (M49, M50)	2RS (583, 584)	19 (351, 352)
1992	2RSx (M73, M74)	2RS (583, 584)	*****
1992	3SBSx (S83, S84)	3SBS (167, I68)	R13 (H21, H22)
1992	3SBSx (T11, T12)	3SBS (167, I68)	0 (L95, L96)
1992	3SBSx (U9, U10)	3SBS (167, I68)	0 (L95, L96)
1992	H0x (Q95, Q96)	3SBS (167, I68)	R13 (H21, H22)
1992	H0x (T57, T58)	3SBS (167, I68)	0 (L95, L96)
1992	H0x (T59, T60)	3SBS (167, I68)	R13 (H21, H22)
1992	H0x (T73, T74)	3SBS (167, I68)	0 (L95, L96)
1992	4SBSx (P41, P42)	4SBS (F71, F72)	19 (351, 352)
1992	4SBSx (P67, P68)	4SBS (F71, F72)	R24 (H76, M26)
1992	4SBSx (Q9, Q10)	4SBS (F71, F72)	44 (495, 496)
1992	4SBSx (R51, R52)	4SBS (F71, F72)	R24 (H76, M26)
1992	4strx (Q67, Q68)	4str (M5, M6)	01 (768, B59)
1992	4strx (R97, R98)	4str (M5, M6)	01 (768, B59)
1992	4strx (S39, S40)	4str (M5, M6)	38 (C77, C78)
1992	4strx (S41, S42)	4str (M5, M6)	38 (C77, C78)
1992	4strx (T45, T46)	4str (M5, M6)	01 (768, B59)
1992	RSBSx (R49, R50)	55 (G47, G48)	07 (B17, C69)

Year	Juvenile's ID (eartags)	Mother's ID (eartags)	Father's ID (eartags)
1992	RSBSx (R5, R6)	55 (G47, G48)	07 (B17, C69)
1992	5strx (M81, M82)	5str (I27, I28)	R15 H99, I0)
1992	5strx (O41, O42)	5str (I27, I28)	*****
1992	5strx (P1, P2)	5str (I27, I28)	*****
1992	5strx (P17, P18)	5str (I27, I28)	19 (351, 352)
1992	5strx (Q27, Q28)	5str (I27, I28)	R15 (H99, I0)
1992	61x (N49, N50)	61 (893, C25)	R41 (L67, L68)
1992	61x (N5, N6)	61 (893, C25)	23 (C45, C46)
1992	61x (O35, O36)	61 (893, C25)	R41 (L67, L68)
1992	61x (O37, O38)	61 (893, C25)	R41 (L67, L68)
1992	61x (O39, O40)	61 (893, C25)	R41 (L67, L68)
1992	2x (S35, S36)	62 (H39, H40)	5 (L77, L78)
1992	2x (S79, S80)	62 (H39, H40)	5 (L77, L78)
1992	2x (U39, U40)	62 (H39, H40)	5 (L77, L78)
1992	2x (U57, U58)	62 (H39, H40)	5 (L77, L78)
1992	2x (U87, U88)	62 (H39, H40)	5 (L77, L78)
1992	3x (T41, T42)	63 (L1, L2)	*****
1992	66x (P73, P74)	66 (215, 216)	R23 (G17, G18)
1992	6strx (P11, P12)	6str (H73, H74)	21 (13, 14)
1992	6strx (P13, P14)	6str (H73, H74)	21 (13, 14)
1992	6strx (P47, P48)	6str (H73, H74)	21 (13, 14)
1992	6strx (P9, P10)	6str (H73, H74)	01 (768, B59)
1992	6strx (Q15, Q16)	6str (H73, H74)	21 (13, 14)
1992	3x (T23, T24)	70 (K99, L0)	38 (C77, C78)
1992	3x (T61, T62)	70 (K99, L0)	43 (971, C32)
1992	3x (U11, U12)	70 (K99, L0)	43 (971, C32)
1992	70x (Q21, Q22)	70 (K99, L0)	38 (C77, C78)
1992	73x (P57, P58)	73 (I93, I94)	0 (L95, L96)
1992	73x (P59, P60)	73 (I93, I94)	R10 (L8, M23)
1992	73x (P85, P86)	73 (I93, I94)	R10 (L8, M23)
1992	73x (P87, P88)	73 (I93, I94)	02 (L80, L84)
1992	73x (Q17, Q18)	73 (I93, I94)	0 (L95, L96)
1992	73x (Q19, Q20)	73 (I93, I94)	R10 (L8, M23)

Year	Juvenile's ID (eartags)	Mother's ID (eartags)	Father's ID (eartags)
1992	RR3x (T43, T44)	74 (H47, H48)	26 (D13, D14)
1992	TSx (T93, T94)	74 (H47, H48)	26 (D13, D14)
1992	TSx (U21, U22)	74 (H47, H48)	*****
1992	76x (Q93, Q94)	76 (F15, F16)	26 (D13, D14)
1992	76x (S49, S50)	76 (F15, F16)	R03 (H63, H64)
1992	77x (N53, N54)	77 (J59, J60)	26 (D13, D14)
1992	77x (N75, N76)	77 (J59, J60)	26 (D13, D14)
1992	77x (N9, N10)	77 (J59, J60)	26 (D13, D14)
1992	77x (O27, O28)	77 (J59, J60)	26 (D13, D14)
1992	77x (P45, P46)	77 (J59, J60)	R03 (H63, H64)
1992	79x (Q65, Q66)	79 (H35, H36)	44 (495, 496)
1992	79x (R59, R60)	79 (H35, H36)	44 (495, 496)
1992	79x (S19, S20)	79 (H35, H36)	44 (495, 496)
1992	BB2x (S55, S56)	79 (H35, H36)	44 (495, 496)
1992	80x (Q45, Q46)	80 (H11, H12)	R48 (G23, G24)
1992	80x (Q83, Q84)	80 (H11, H12)	R48 (G23, G24)
1992	80x (Q97, Q98)	80 (H11, H12)	R46 (F59, F60)
1992	80x (S11, S12)	80 (H11, H12)	R48 (G23, G24)
1992	80x (S37, S38)	80 (H11, H12)	R48 (G23, G24)
1992	81x (S21, S22)	81 (I9, I55)	23 (C45, C46)
1992	81x (S53, S54)	81 (I9, I55)	R13 (H21, H22)
1992	81x (T21, T22)	81 (I9, I55)	23 (C45, C46)
1992	81x (T31, T32)	81 (I9, I55)	R23 (G17, G18)
1992	81x (T9, T10)	81 (I9, I55)	0 (L95, L96)
1992	86x (M79, M80)	86 (J93, J95)	01 (768, B59)
1992	86x (Q71, Q72)	86 (J93, J95)	01 (768, B59)
1992	86x (Q87, Q88)	86 (J93, J95)	38 (C77, C78)
1992	86x (R95, R96)	86 (J93, J95)	01 (768, B59)
1992	9x (T13, T14)	91 (I51, I52)	R03 (H63, H64)
1992	9x (T15, T16)	91 (I51, I52)	R03 (H63, H64)
1992	9x (T17, T18)	91 (I51, I52)	R03 (H63, H64)
1992	9x (T19, T20)	91 (I51, I52)	R03 (H63, H64)
1992	9x (T29, T30)	91 (I51, I52)	R03 (H63, H64)

Year	Juvenile's ID (eartags)	Mother's ID (eartags)	Father's ID (eartags)
1992	5x (N23, N24)	95 (322, 324)	26 (D13, D14)
1992	5x (N25, N26)	95 (322, 324)	26 (D13, D14)
1992	5x (N27, N28)	95 (322, 324)	26 (D13, D14)
1992	5x (N29, N30)	95 (322, 324)	26 (D13, D14)
1992	6x (M85, 86)	96 (K81, K82)	01 (768, B59)
1992	6x (N21, N22)	96 (K81, K82)	38 (C77, C78)
1992	6x (O5, O6)	96 (K81, K82)	01 (768, B59)
1992	6x (S57, S58)	96 (K81, K82)	38 (C77, C78)
1992	98x (P51, P52)	98 (J79, L65)	43 (971, C32)
1992	98x (P53, P54)	98 (J79, L65)	43 (971, C32)
1992	98x (R17, R18)	98 (J79, L65)	43 (971, C32)
1992	98x (R55, R56)	98 (J79, L65)	R35 (F41, F42)
1992	BBx (P37, P38)	BB (I87, I88)	26 (D13, D14)
1992	BBx (S1, S2)	BB (I87, I88)	26 (D13, D14)
1992	BBx (T85, T86)	BB (I87, I88)	26 (D13, D14)
1992	79x (R19, R20)	BB2 (179, J3)	23 (C45, C46)
1992	79x (R63, R64)	BB2 (179, J3)	44 (495, 496)
1992	BB2x (Q47, Q48)	BB2 (179, J3)	44 (495, 496)
1992	BB6x (R61, R62)	BB6 (291, 292)	02 (L80, L84)
1992	BB6x (S17, S18)	BB6 (291, 292)	02 (L80, L84)
1992	BB6x (T3, T4)	BB6 (291, 292)	02 (L80, L84)
1992	BSx (O11, O12)	BS (F43, F44)	5 (L77, L78)
1992	BSx (O13, O14)	BS (F43, F44)	R41 (L67, L68)
1992	BSx (O15, O16)	BS (F43, F44)	R41 (L67, L68)
1992	BSx (O19, O20)	BS (F43, F44)	21 (13, 14)
1992	BSx (O21, O22)	BS (F43, F44)	R41 (L67, L68)
1992	BSx (Q55, Q56)	BS (F43, F44)	21 (13, 14)
1992	BSBBx (Q43, Q44)	BSBB (I95, I96)	02 (L80, L84)
1992	BSBBx (Q59, Q60)	BSBB (I95, I96)	R10 (L8, M23)
1992	BSBBx (Q61, Q62)	BSBB (I95, I96)	R10 (L8, M23)
1992	BSBBx (Q63, Q64)	BSBB (I95, I96)	02 (L80, L84)
1992	fBSBBx (R53, R54)	BSBB (I95, I96)	02 (L80, L84)
1992	4strx (Q85, Q86)	C1 (O89, O90)	01 (768, B59)

Year	Juvenile's ID (eartags)	Mother's ID (eartags)	Father's ID (eartags)
1992	4strx (T65, T66)	C1 (O89, O90)	R10 (L8, M23)
1992	C5x (S13, S14)	C5 (J13, J14)	23 (C45, C46)
1992	C5x (S33, S34)	C5 (J13, J14)	*****
1992	C5x (S61, S62)	C5 (J13, J14)	R23 (G17, G18)
1992	C5x (S77, S78)	C5 (J13, J14)	21 (13, 14)
1992	C5x (T67, T68)	C5 (J13, J14)	21 (13, 14)
1992	C5x (T95, T96)	C5 (J13, J14)	21 (13, 14)
1992	C7x (T69, T70)	C7 (K37, K38)	43 (971, C32)
1992	C7x (U37, U38)	C7 (K37, K38)	43 (971, C32)
1992	Fx (N89, N90)	F (471, 715)	R06 (I91, I92)
1992	Fx (O9, O10)	F (471, 715)	19 (351, 352)
1992	Fx (O99, P0)	F (471, 715)	R24 (H76, M26)
1992	Fx (P15, P16)	F (471, 715)	*****
1992	Hx (Q11, Q12)	H (F67, F68)	5 (L77, L78)
1992	Hx (Q37, Q38)	H (F67, F68)	R16 (E19, E20)
1992	Hx (R93, R94)	H (F67, F68)	5 (L77, L78)
1992	3SBSx (U19, U20)	H0 (I45, I46)	0 (L95, L96)
1992	3SBSx (V11, V12)	H0 (I45, I46)	R41 (L67, L68)
1992	H2x (Q13, Q14)	H2 (I29, I30)	R15 (H99, I0)
1992	H2x (Q23, Q24)	H2 (I29, I30)	19 (351, 352)
1992	H2x (S71, S72)	H2 (I29, I30)	*****
1992	H2x (S73, S74)	H2 (I29, I30)	R15 (H99, I0)
1992	H2x (S81, S82)	H2 (I29, I30)	R15 (H99, I0)
1992	H2x (U15, S16)	H2 (I29, I30)	19 (351, 352)
1992	H3x (R69, R70)	H3 (J7, J8)	44 (495, 496)
1992	H3x (R91, R92)	H3 (J7, J8)	44 (495, 496)
1992	H3x (S15, S16)	H3 (J7, J8)	44 (495, 496)
1992	H3x (S43, S44)	H3 (J7, J8)	R48 (G23, G24)
1992	H3x (S99, T0)	H3 (J7, J8)	44 (495, 496)
1992	RR9x (Q73, Q74)	H4 (L97, L98)	R23 (G17, G18)
1992	RR9x (R45, R46)	H4 (L97, L98)	R35 (F41, F42)
1992	H9x (R79, R80)	H9 (E15, E16)	26 (D13, D14)
1992	H9x (T1, T2)	H9 (E15, E16)	R03 (H63, H64)

Year	Juvenile's ID (eartags)	Mother's ID (eartags)	Father's ID (eartags)
1992	HBSx (Q25, Q26)	HBS (H45, H46)	5 (L77, L78)
1992	HBSx (R7, R8)	HBS (H45, H46)	R23 (G17, G18)
1992	HBSx (R71, R72)	HBS (H45, H46)	R41 (L67, L68)
1992	HBSx (R73, R74)	HBS (H45, H46)	07 (B17, C69)
1992	HBSx (R75, R76)	HBS (H45, H46)	R41 (L67, L68)
1992	HRBx (S3, S4)	HRB (M17, M18)	38 (C77, C78)
1992	HRBx (S87, S88)	HRB (M17, M18)	01 (768, B59)
1992	HRBx (S89, S90)	HRB (M17, M18)	01 (768, B59)
1992	HRBx (T25, T26)	HRB (M17, M18)	01 (768, B59)
1992	HWAx (N45, N46)	HWA (H85, H86)	02 (L80, L84)
1992	HWAx (N47, N48)	HWA (H85, H86)	02 (L80, L84)
1992	HWAx (Q57, Q58)	HWA (H85, H86)	02 (L80, L84)
1992	RR3x (P81, P82)	RR3 (H53, H54)	26 (D13, D14)
1992	RR3x (P93, P94)	RR3 (H53, H54)	26 (D13, D14)
1992	RR3x (Q31, Q32)	RR3 (H53, H54)	26 (D13, D14)
1992	RR3x (Q33, Q34)	RR3 (H53, H54)	26 (D13, D14)
1992	RR3x (U23, U24)	RR3 (H53, H54)	26 (D13, D14)
1992	TSx (T71, T72)	RR3 (H53, H54)	R46 (F59, F60)
1992	TSx (T89, T90)	RR3 (H53, H54)	26 (D13, D14)
1992	TSx (T91, T92)	RR3 (H53, H54)	R46 (F59, F60)
1992	RR8x (P31, P32)	RR8 (I49, I50)	R41 (L67, L68)
1992	RR8x (P63, P64)	RR8 (I49, I50)	4 (L87, L88)
1992	RR8x (P65, P66)	RR8 (I49, I50)	R10 (L8, M23)
1992	RR8x (P89, P90)	RR8 (I49, I50)	02 (L80, L84)
1992	RR9x (O17, O18)	RR9 (K67, K68)	R13 (H21, H22)
1992	RR9x (R15, R16)	RR9 (K67, K68)	R35 (F41, F42)
1992	RR9x (S5, S6)	RR9 (K67, K68)	R35 (F41, F42)
1992	RSx (O29, O30)	RS (K89, K90)	43 (971, C32)
1992	RSx (O31, O32)	RS (K89, K90)	43 (971, C32)
1992	RSx (P3, P4)	RS (K89, K90)	R23 (G17, G18)
1992	RSx (P5, P6)	RS (K89, K90)	43 (971, C32)
1992	RSx (P55, P56)	RS (K89, K90)	*****
1992	RSBBx (R25, R26)	RSBB (H27, H28)	21 (13, 14)

Year	Juvenile's ID (eartags)	Mother's ID (eartags)	Father's ID (eartags)
1992	RSBBx (R27, R28)	RSBB (H27, H28)	*****
1992	RSBBx (R57, R58)	RSBB (H27, H28)	23 (C45, C46)
1992	RSBBx (S51, S52)	RSBB (H27, H28)	R23 (G17, G18)
1992	55x (Q39, Q40)	RSBS (H93, H94)	02 (L80, L84)
1992	55x (Q77, Q78)	RSBS (H93, H94)	21 (13, 14)
1992	55x (R47, R48)	RSBS (H93, H94)	21 (13, 14)
1992	RSBSx (Q35, Q36)	RSBS (H93, H94)	R10 (L8, M23)
1992	RSBSx (R39, R40)	RSBS (H93, H94)	21 (13, 14)
1992	RSBSx (R41, R42)	RSBS (H93, H94)	21 (13, 14)
1992	WAx (P33, P34)	WA (H55, H56)	*****
1992	WAx (P69, P70)	WA (H55, H56)	07 (B17, C69)
1992	WAx (P7, P8)	WA (H55, H56)	07 (B17, C69)
1992	WAx (Q69, Q70)	WA (H55, H56)	07 (B17, C69)
1992	WAx (Q7, Q8)	WA (H55, H56)	07 (B17, C69)
1992	WAx (R77, R78)	WA (H55, H56)	07 (B17, C69)
1992	HxR (R29, R30)	WA0 (F91, F92)	5 (L77, L78)
1992	WA0x (R31, R32)	WA0 (F91, F92)	R23 (G17, G18)
1992	WA0x (R33, R34)	WA0 (F91, F92)	5 (L77, L78)
1992	WA0x (T27, T28)	WA0 (F91, F92)	R41 (L67, L68)
1992	WA0x (U77, U78)	WA0 (F91, F92)	R23 (G17, G18)
1992	WA1x (P49, P50)	WA1 (I89, I90)	0 (L95, L96)
1992	WA1x (R11, R12)	WA1 (I89, I90)	0 (L95, L96)
1992	WA1x (R21, R22)	WA1 (I89, I90)	R10 (L8, M23)
1992	WA1x (R9, R10)	WA1 (I89, I90)	R10 (L8, M23)
1992	WA3x (O7, O8)	WA3 (F36, F61)	R48 (G23, G24)
1992	WA3x (P35, P36)	WA3 (F36, F61)	R48 (G23, G24)
1992	WA3x (P79, P80)	WA3 (F36, F61)	6 (B29, B30)
1992	WA3x (Q79, Q80)	WA3 (F36, F61)	R46 (F59, F60)
1992	WA3x (Q81, Q82)	WA3 (F36, F61)	R46 (F59, F60)
1992	WA4x (R23, R24)	WA4 (755, C54)	R10 (L8, M23)
1992	WA4x (R43, R44)	WA4 (755, C54)	R10 (L8, M23)
1992	WA4x (R65, R66)	WA4 (755, C54)	R10 (L8, M23)
1992	WA4x (R67, R68)	WA4 (755, C54)	R10 (L8, M23)

Year	Juvenile's ID (eartags)	Mother's ID (eartags)	Father's ID (eartags)
1992	WA4x (S9, S10)	WA4 (755, C54)	R10 (L8, M23)
1992	WA5x (S59, S60)	WA5 (L89, L90)	43 (971, C32)
1992	WA5x (T5, T6)	WA5 (L89, L90)	R23 (G17, G18)
1992	WA5x (T7, T8)	WA5 (L89, L90)	43 (971, C32)
1992	WA7x (N11, N12)	WA7 (365, C30)	5 (L77, L78)
1992	WA7x (N51, N52)	WA7 (365, C30)	5 (L77, L78)
1992	WA7x (N57, N58)	WA7 (365, C30)	44 (495, 496)
1992	WA7x (N59, N60)	WA7 (365, C30)	44 (495, 496)
1992	WA8x (Q29, Q30)	WA8 (H91, H92)	R15 (H99, I0)
1992	WA8x (Q41, Q42)	WA8 (H91, H92)	R16 (E19, E20)
1992	WA8x (S97, S98)	WA8 (H91, H92)	7 (431, 432)
1992	WABBx (S45, S46)	WABB (I53, I54)	44 (495, 496)
1992	WABBx (S47, S48)	WABB (I53, I54)	44 (495, 496)
1992	WABBx (S7, S8)	WABB (I53, I54)	44 (495, 496)
1992	WABBx (T47, T48)	WABB (I53, I54)	*****
1993	3SBSx (Y47, Y48)	3SBS (R55, R56)	*****
1993	3SBSx (Y59, Y60)	3SBS (R55, R56)	34 (G5, G6)
1993	3SBSx (Z27, Z28)	3SBS (R55, R56)	34 (G5, G6)
1993	3SBSx (Z57, Z58)	3SBS (R55, R56)	34 (G5, G6)
1993	3SRSx (37, 38)	3SRS (O39, O40)	44 (495, 496)
1993	3SRSx (Z33, Z34)	3SRS (O39, O40)	12 (E89, E90)
1993	3SRSx (Z35, Z36)	3SRS (O39, O40)	44 (495, 496)
1993	3SRSx (Z91, Z92)	3SRS (O39, O40)	44 (495, 496)
1993	4SBSx (39, 40)	4SBS (F71, F72)	13 (H75, M23)
1993	4strx (Z67, Z68)	4str (S33, S34)	12 (E89, E90)
1993	4strx (Z69, Z70)	4str (S33, S34)	12 (E89, E90)
1993	RR0x (91, 92)	51 (T11, T12)	R27 (N47, N48)
1993	57x (Y35, Y36)	57 (N59, N60)	13 (H75, M23)
1993	57x (Y37, Y38)	57 (N59, N60)	13 (H75, M23)
1993	57x (Y39, Y40)	57 (N59, N60)	13 (H75, M23)
1993	57x (Y95, Y96)	57 (N59, N60)	13 (H75, M23)
1993	3SRSx (Z89, Z90)	60 (R93, R94)	13 (H75, M23)
1993	61x (13, 14)	61 (893, C25)	12 (E89, E90)

Year	Juvenile's ID (eartags)	Mother's ID (eartags)	Father's ID (eartags)
1993	61x (35, 36)	61 (893, C25)	44 (495, 496)
1993	61x (5, 6)	61 (893, C25)	44 (495, 496)
1993	61x (59, 60)	61 (893, C25)	07 (B17, C69)
1993	61x (7, 8)	61 (893, C25)	07 (B17, C69)
1993	61x (Z71, Z72)	61 (893, C25)	44 (495, 496)
1993	6x (197, 198)	62 (U89, U90)	R47 (V81, V82)
1993	6x (199, 200)	62 (U89, U90)	34 (G5, G6)
1993	6x (221, 222)	62 (U89, U90)	34 (G5, G6)
1993	6x (223, 224)	62 (U89, U90)	29 (D75, D76)
1993	65x (Y11, Y12)	65 (B52, V87)	14 (J49, J51)
1993	65x (Y29, Y30)	65 (B52, V87)	35 (F41, F42)
1993	65x (Y5, Y6)	65 (B52, V87)	35 (F41, F42)
1993	65x (Y7, Y8)	65 (B52, V87)	35 (F41, F42)
1993	65x (Y9, Y10)	65 (B52, V87)	35 (F41, F42)
1993	WA2x (X23, X24)	65 (B52, V87)	35 (F41, F42)
1993	67x (Y51, Y52)	67 (S85, S86)	14 (J49, J51)
1993	67x (Y69, Y70)	67 (S85, S86)	43 (971, C32)
1993	67x (Z15, Z16)	67 (S85, S86)	14 (J49, J51)
1993	6strx (255, 256)	6str (V97, V98)	14 (J49, J51)
1993	6strx (259, 260)	6str (V97, V98)	34 (G5, G6)
1993	HRSx (15, 16)	70 (N11, N12)	*****
1993	HRSx (269, 270)	70 (N11, N12)	*****
1993	HRSx (271, 272)	70 (N11, N12)	*****
1993	HRSx (273, 274)	70 (N11, N12)	*****
1993	HRSx (329, 330)	70 (N11, N12)	*****
1993	2x (33, 34)	72 (O37, O38)	44 (495, 496)
1993	2x (51, 52)	72 (O37, O38)	44 (495, 496)
1993	BB5x (Z81, Z82)	72 (O37, O38)	44 (495, 496)
1993	75x (Y27, Y28)	75 (R17, R18)	14 (J49, J51)
1993	75x (Y83, Y84)	75 (R17, R18)	14 (J49, J51)
1993	75x (Y85, Y86)	75 (R17, R18)	34 (G5, G6)
1993	77x (135, 136)	77 (Q41, Q42)	5 (L77, L78)
1993	77x (3, 4)	77 (Q41, Q42)	12 (E89, E90)

Year	Juvenile's ID (eartags)	Mother's ID (eartags)	Father's ID (eartags)
1993	77x (Z73, Z74)	77 (Q41, Q42)	5 (L77, L78)
1993	C3x (181, 182)	77 (Q41, Q42)	5 (L77, L78)
1993	RR3x (19, 20)	77 (Q41, Q42)	5 (L77, L78)
1993	79x (191, 192)	79 (N45, N46)	R10 (Q61, Q62)
1993	79x (Y23, Y24)	79 (N45, N46)	02 (L80, L84)
1993	80x (117, 118)	80 (R7, R8)	35 (F41, F42)
1993	80x (126, 127)	80 (R7, R8)	35 (F41, F42)
1993	80x (128, 129)	80 (R7, R8)	35 (F41, F42)
1993	80x (130, 131)	80 (R7, R8)	35 (F41, F42)
1993	80x (157, 158)	80 (R7, R8)	02 (L80, L84)
1993	81x (45, 46)	81 (P87, P88)	*****
1993	81x (47, 48)	81 (P87, P88)	07 (B17, C69)
1993	81x (65, 66)	81 (P87, P88)	07 (B17, C69)
1993	FBSx (177, 178)	82 (P63, P64)	07 (B17, C69)
1993	FBSx (179, 180)	82 (P63, P64)	R27 (N47, N48)
1993	FBSx (189, 190)	82 (P63, P64)	07 (B17, C69)
1993	FBSx (351, 352)	82 (P63, P64)	02 (L80, L84)
1993	91x (113, 114)	91 (U39, U40)	*****
1993	91x (137, 138)	91 (U39, U40)	*****
1993	91x (153, 154)	91 (U39, U40)	29 (D75, D76)
1993	91x (155, 156)	91 (U39, U40)	R47 (V81, V82)
1993	91x (99, 100)	91 (U39, U40)	13 (H75, M23)
1993	8x (X95, X96)	98 (J79, L65)	34 (G5, G6)
1993	8x (Y25, Y26)	98 (J79, L65)	34 (G5, G6)
1993	8x (Y49, Y50)	98 (J79, L65)	*****
1993	BB0x (Y13, Y14)	BB0 (I33, I34)	7 (431, 432)
1993	BB0x (Y15, Y16)	BB0 (I33, I34)	39 (G79, G80)
1993	5SRSx (309, 310)	BB3 (P11, P12)	3 (Q57, Q58)
1993	5SRSx (325, 326)	BB3 (P11, P12)	17 (768, B59)
1993	BB3x (287, 288)	BB3 (P11, P12)	17 (768, B59)
1993	BB3x (467, 468)	BB3 (P11, P12)	3 (Q57, Q58)
1993	RR0x (93, 94)	BB3 (P11, P12)	3 (Q57, Q58)
1993	RSBSx (363, 364)	BB3 (P11, P12)	17 (768, B59)

Year	Juvenile's ID (eartags)	Mother's ID (eartags)	Father's ID (eartags)
1993†	BB4x (X65, X66)	BB4 (N21, N22) or HBB (S57, S58)	43 (971, C32)
1993†	BB4x (X67, X68)	BB4 (N21, N22) or HBB (S57, S58)	14 (J49, J51)
1993†	BB4x (Y1, Y2)	BB4 (N21, N22) or HBB (S57, S58)	14 (J49, J51)
1993†	BB4x (Y53, Y54)	BB4 (N21, N22) or HBB (S57, S58)	14 (J49, J51)
1993†	HBBx (X63, X64)	BB4 (N21, N22) or HBB (S57, S58)	14 (J49, J51)
1993†	HBBx (X91, X92)	BB4 (N21, N22) or HBB (S57, S58)	14 (J49, J51)
1993†	HBBx (X93, X94)	BB4 (N21, N22) or HBB (S57, S58)	43 (971, C32)
1993†	HBBx (Y41, Y42)	BB4 (N21, N22) or HBB (S57, S58)	43 (971, C32)
1993†	HBBx (Y43, Y44)	BB4 (N21, N22) or HBB (S57, S58)	14 (J49, J51)
1993	2x (1, 2)	BB5 (N49, N50)	5 (L77, L78)
1993	2x (Z83, Z84)	BB5 (N49, N50)	5 (L77, L78)
1993	BB5x (Z87, Z88)	BB5 (N49, N50)	5 (L77, L78)
1993	5strx (193, 194)	BB9 (R21, R22)	07 (B17, C69)
1993	WA8x (161, 162)	BS (Q29, Q30)	07 (B17, C69)
1993	BSBBx (23, 24)	BSBB (P73, P74)	12 (E89, E90)
1993	BSBBx (63, 64)	C0 (V91, V92)	45 (G41, G42)
1993	C0x (391, 392)	C0 (V91, V92)	29 (D75, D76)
1993	RB3x (149, 150)	C0 (V91, V92)	29 (D75, D76)
1993	C2x (W91, W92)	C2 (V71, V72)	R10 (Q61, Q62)
1993	C2x (X15, X16)	C2 (V71, V72)	R10 (Q61, Q62)
1993	C2x (X17, X18)	C2 (V71, V72)	*****
1993	C5x (27, 28)	C5 (J13, J14)	13 (H75, M23)
1993	C5x (Z23, Z24)	C5 (J13, J14)	45 (G41, G42)
1993	C9x (X11, X12)	C9 (Q73, Q74)	35 (F41, F42)
1993	C9x (X33, X34)	C9 (Q73, Q74)	3 (Q57, Q58)
1993	C9x (X35, X36)	C9 (Q73, Q74)	35 (F41, F42)
1993	C9x (X5, X6)	C9 (Q73, Q74)	35 (F41, F42)
1993	CBx (Z39, Z40)	CB (P47, P48)	R27 (N47, N48)
1993	CBx (Z41, Z42)	CB (P47, P48)	17 (768, B59)
1993	CBx (Z45, Z46)	CB (P47, P48)	17 (768, B59)

Year	Juvenile's ID (eartags)	Mother's ID (eartags)	Father's ID (eartags)
1993	CRx (132, 133)	CR (Q17, Q18)	R27 (N47, N48)
1993	CRx (41, 42)	CR (Q17, Q18)	R27 (N47, N48)
1993	CRx (43, 44)	CR (Q17, Q18)	3 (Q57, Q58)
1993	CRx (Z99, W54)	CR (Q17, Q18)	5 (L77, L78)
1993	FRABx (231, 232)	F (Q87, Q88)	14 (J49, J51)
1993	Fx (Z47, Z48)	F (Q87, Q88)	14 (J49, J51)
1993	Fx (Z49, Z50)	F (Q87, Q88)	43 (971, C32)
1993	FRx (171, 172)	FR (P65, P66)	R27 (N47, N48)
1993	H3x (261, 262)	FR (P65, P66)	0 (L95, L96)
1993	Hx (Y57, Y58)	H (F67, F68)	44 (495, 496)
1993	Hx (Y89, Y90)	H (F67, F68)	44 (495, 496)
1993	Hx (Y91, Y92)	H (F67, F68)	44 (495, 496)
1993	Hx (Y93, Y94)	H (F67, F68)	44 (495, 496)
1993	Hx (Z17, Z18)	H (F67, F68)	44 (495, 496)
1993	H0x (9, 10)	H0 (R45, R46)	*****
1993	H0x (X37, X38)	H0 (R45, R46)	*****
1993	H0x (Z51, Z52)	H0 (R45, R46)	4 (L87, L88)
1993	H1x (139, 140)	H1 (S35, S36)	12 (E89, E90)
1993	H1x (67, 68)	H1 (S35, S36)	45 (G41, G42)
1993	H1x (69, 70)	H1 (S35, S36)	29 (D75, D76)
1993	H1x (83, 84)	H1 (S35, S36)	39 (G79, G80)
1993	BB9x (71, 72)	H3 (R9, R10)	07 (B17, C69)
1993	H3x (165, 166)	H3 (R9, R10)	R27 (N47, N48)
1993	H3x (Z77, Z78)	H3 (R9, R10)	3 (Q57, Q58)
1993	RSRABx (105, 106)	H3 (R9, R10)	07 (B17, C69)
1993	H6x (263, 264)	H6 (R19, R20)	*****
1993	H6x (293, 294)	H6 (R19, R20)	29 (D75, D76)
1993	H6x (297, 298)	H6 (R19, R20)	39 (G79, G80)
1993	H6x (327, 328)	H6 (R19, R20)	*****
1993	BSBBx (49, 50)	H7 (Q89, Q90)	29 (D75, D76)
1993	H7x (21, 22)	H7 (Q89, Q90)	*****
1993	H7x (25, 26)	H7 (Q89, Q90)	45 (G41, G42)
1993	H7x (Y63, Y64)	H7 (Q89, Q90)	45 (G41, G42)

Year	Juvenile's ID (eartags)	Mother's ID (eartags)	Father's ID (eartags)
1993	H7x (Y65, Y66)	H7 (Q89, Q90)	29 (D75, D76)
1993	H7x (Y67, Y68)	H7 (Q89, Q90)	45 (G41, G42)
1993	H7x (Z21, Z22)	H7 (Q89, Q90)	29 (D75, D76)
1993	H8x (Y19, Y20)	H8 (M43, M44)	R10 (Q61, Q62)
1993	H8x (Y21, Y22)	H8 (M43, M44)	R10 (Q61, Q62)
1993	H9x (119, 120)	H9 (P69, P70)	35 (F41, F42)
1993	H9x (88, 0)	H9 (P69, P70)	35 (F41, F42)
1993	10x (61, 62)	HBS (S9, S10)	R27 (N47, N48)
1993	HBSx (349, 350)	HBS (S9, S10)	3 (Q57, Q58)
1993	79x (Y3, Y4)	HWA (H85, H86)	*****
1993	HWAx (W89, W90)	HWA (H85, H86)	02 (L80, L84)
1993	HWAx (W93, W94)	HWA (H85, H86)	02 (L80, L84)
1993	HWAx (W95, W96)	HWA (H85, H86)	02 (L80, L84)
1993	HWAx (W97, W98)	HWA (H85, H86)	02 (L80, L84)
1993	HWAx (X89, X90)	HWA (H85, H86)	02 (L80, L84)
1993	RR0x (521, 522)	RR0 (T73, T74)	3 (Q57, Q58)
1993	RR0x (89, 90)	RR0 (T73, T74)	3 (Q57, Q58)
1993	RR2x (107, 108)	RR2 (I29, I30)	7 (431, 432)
1993	77x (85, 86)	RR3 (S97, S98)	5 (L77, L78)
1993	7x (Z73, Z74)	RR3 (S97, S98)	5 (L77, L78)
1993	C3x (257, 258)	RR3 (S97, S98)	*****
1993	RR3x (31, 32)	RR3 (S97, S98)	5 (L77, L78)
1993	RR5x (275, 276)	RR5 (N51, N52)	44 (495, 496)
1993	RR5x (Z79, Z80)	RR5 (N51, N52)	13 (H75, M23)
1993	RR5x (Z93, Z94)	RR5 (N51, N52)	13 (H75, M23)
1993	RR5x (Z95, Z96)	RR5 (N51, N52)	13 (H75, M23)
1993	RR9x (X3, X4)	RR9 (K67, K68)	*****
1993	RR9x (X87, X88)	RR9 (K67, K68)	17 (768, B59)
1993	RR9x (Y71, Y72)	RR9 (K67, K68)	17 (768, B59)
1993	RR9x (Z55, Z56)	RR9 (K67, K68)	*****
1993	BSBBx (75, 76)	RS (I85, I86)	*****
1993	RSx (Z59, Z60)	RS (I85, I86)	29 (D75, D76)
1993	RSx (Z61, Z62)	RS (I85, I86)	29 (D75, D76)

Year	Juvenile's ID (eartags)	Mother's ID (eartags)	Father's ID (eartags)
1993	RSx (Z63, Z64)	RS (I85, I86)	29 (D75, D76)
1993	RSx (Z65, Z66)	RS (I85, I86)	29 (D75, D76)
1993	RSBBx (95, 96)	RSBB (H27, H28)	12 (E89, E90)
1993	RSBBx (Y75, Y76)	RSBB (H27, H28)	13 (H75, M23)
1993	RSBBx (Y77, Y78)	RSBB (H27, H28)	*****
1993	RSBBx (Y79, Y80)	RSBB (H27, H28)	12 (E89, E90)
1993	RSBBx (Y81, Y82)	RSBB (H27, H28)	45 (G41, G42)
1993	FRx (147, 148)	RSRAB (P89, P90)	R27 (N47, N48)
1993	H3x (Z97, Z98)	RSRAB (P89, P90)	R27 (N47, N48)
1993	RSRABx (151, 152)	RSRAB (P89, P90)	0 (L95, L96)
1993	RSRABx (163, 164)	RSRAB (P89, P90)	3 (Q57, Q58)
1993	RSRABx (97, 98)	RSRAB (P89, P90)	3 (Q57, Q58)
1993	TSx (X99, Y0)	TS (T33, T34)	35 (F41, F42)
1993	TSx (Y73, Y74)	TS (T33, T34)	43 (971, C32)
1993	TSx (Z19, Z20)	TS (T33, T34)	35 (F41, F42)
1993	WA2x (X59, X60)	TS (T33, T34)	35 (F41, F42)
1993	WA5x (121, 122)	WA (U93, U94)	29 (D75, D76)
1993	WA5x (123, 124)	WA (U93, U94)	29 (D75, D76)
1993	WA5x (125, 126)	WA (U93, U94)	34 (G5, G6)
1993	WA5x (143, 144)	WA (U93, U94)	12 (E89, E90)
1993	WA5x (145, 146)	WA (U93, U94)	R47 (V81, V82)
1993	WA5x (195, 196)	WA (U93, U94)	12 (E89, E90)
1993	WA0x (169, 170)	WA0 (F91, F92)	R01 (S61, S62)
1993	WA0x (X39, X40)	WA0 (F91, F92)	44 (495, 496)
1993	WA0x (X69, X70)	WA0 (F91, F92)	12 (E89, E90)
1993	WA0x (Z53, Z54)	WA0 (F91, F92)	44 (495, 496)
1993	WA2x (X13, X14)	WA2 (K37, K38)	14 (J49, J51)
1993	WA2x (X25, X26)	WA2 (K37, K38)	14 (J49, J51)
1993	WA2x (X61, X62)	WA2 (K37, K38)	35 (F41, F42)
1993	WA3x (77, 78)	WA3 (U57, U58)	12 (E89, E90)
1993	WA3x (79, 80)	WA3 (U57, U58)	45 (G41, G42)
1993	WA3x (81, 82)	WA3 (U57, U58)	*****
1993	WAx (175, 176)	WA4 (Q77, Q78)	R27 (N47, N48)

Year	Juvenile's ID (eartags)	Mother's ID (eartags)	Father's ID (eartags)
1993	WAx (183, 184)	WA4 (Q77, Q78)	35 (F41, F42)
1993	WAx (185, 186)	WA4 (Q77, Q78)	35 (F41, F42)
1993	WAx (187, 188)	WA4 (Q77, Q78)	R27 (N47, N48)
1993	WA6x (11, 12)	WA6 (P49, P50)	*****
1993	WA6x (17, 18)	WA6 (P49, P50)	0 (L95, L96)
1993	WA6x (Y45, Y46)	WA6 (P49, P50)	0 (L95, L96)
1993	WA6x (Y87, Y88)	WA6 (P49, P50)	0 (L95, L96)
1993	WA6x (Z31, Z32)	WA6 (P49, P50)	0 (L95, L96)
1993	57x (X97, X98)	WA7 (365, C30)	13 (H75, M23)
1993	BSx (29, 30)	WA7 (365, C30)	*****
1993	BSx (Z85, Z76)	WA7 (365, C30)	13 (H75, M23)
1993	WA7x (X19, X20)	WA7 (365, C30)	13 (H75, M23)
1993	WA7x (X41, X42)	WA7 (365, C30)	39 (G79, G80)
1993	WA7x (Y97, Y98)	WA7 (365, C30)	13 (H75, M23)
1993	WA8x (Y17, Y18)	WA8 (H91, H92)	5 (L77, L78)
1993	WA8x (Z37, Z38)	WA8 (H91, H92)	5 (L77, L78)
1993	HRBx (159, 160)	WABB (R75, R76)	35 (F41, F42)
1993	HRBx (167, 168)	WABB (R75, R76)	35 (F41, F42)
1993	WABBx (115, 116)	WABB (R75, R76)	*****
1993	WABBx (73, 74)	WABB (R75, R76)	3 (Q57, Q58)
1993	WABSx (111, 112)	WABS (R27, R28)	12 (E89, E90)
1993	WABSx (141, 142)	WABS (R27, R28)	12 (E89, E90)
1994	3SBSx (845, 846)	3SBS (Y27, Y28)	6 (971, C32)
1994	3SRSx (945, 946)	3SRS (71, 72)	19 (V25, V26)
1994	3SRSx (947, 948)	3SRS (71, 72)	25 (Q21, H84)
1994	4SBSx (656, 657)	4SBS (F71, F72)	42 (A17, A18)
1994	4SBSx (660, 661)	4SBS (F71, F72)	36 (343, 344)
1994	4SBSx (679, 680)	4SBS (F71, F72)	36 (343, 344)
1994	4SBSx (681, 682)	4SBS (F71, F72)	42 (A17, A18)
1994	4SRSx (721, 722)	4SRS (P1, P2)	24 (N47, N48)
1994	4SRSx (749, 750)	4SRS (P1, P2)	24 (N47, N48)
1994	4SRSx (753, 754)	4SRS (P1, P2)	24 (N47, N48)
1994	4SRSx (F15, F16)	4SRS (P1, P2)	24 (N47, N48)

Year	Juvenile's ID (eartags)	Mother's ID (eartags)	Father's ID (eartags)
1994	71x (C75, C76)	4SRS (P1, P2)	24 (N47, N48)
1994	4strx (737, 738)	4str (X5, X6)	6 (971, C32)
1994	4strx (799, 800)	4str (X5, X6)	0 (J49, J50)
1994	4strx (801, 802)	4str (X5, X6)	0 (J49, J50)
1994	0x (797, 798)	50 (161, 162)	7 (L95, L96)
1994	0x (811, 812)	50 (161, 162)	7 (L95, L96)
1994	0x (949, 950)	50 (161, 162)	7 (L95, L96)
1994	6x (843, 844)	56 (255, 256)	46 (P3, V89)
1994	6x (857, 858)	56 (255, 256)	6 (971, C32)
1994	6x (859, 860)	56 (255, 256)	6 (971, C32)
1994	RSBSx (905, 906)	58 (143, 144)	46 (P3, V89)
1994	RSBSx (978, 979)	58 (143, 144)	R19 (539, 651)
1994	RSBSx (A81, A82)	58 (143, 144)	R19 (539, 651)
1994	BB6x (988, 989)	59 (T11, T12)	47 (549, 550)
1994	BB6x (A32, A33)	59 (T11, T12)	47 (549, 550)
1994	BB6x (A54, A55)	59 (T11, T12)	47 (549, 550)
1994	5SBSx (677, 678)	5SBS (X11, X12)	0 (J49, J50)
1994	5SBSx (813, 814)	5SBS (X11, X12)	6 (971, C32)
1994	5SBSx (A67, A68)	5SBS (X11, X12)	40 (W49, W50)
1994	5SRSx (931, 932)	5SRS (P73, P74)	31 (V81, V82)
1994	5SRSx (935, 936)	5SRS (P73, P74)	31 (V81, V82)
1994	5x (C50, C51)	5SRS (P73, P74)	31 (V81, V82)
1994	5strx (S33, S34)	5str (S33, S34)	32 (Q7, Q8)
1994	BB0x (F9, F10)	5str (S33, S34)	32 (Q7, Q8)
1994	FCRx (C69, C70)	5str (S33, S34)	32 (Q7, Q8)
1994	60x (901, 902)	60 (R75, R76)	5 (L77, L78)
1994	60x (903, 904)	60 (R75, R76)	5 (L77, L78)
1994	60x (933, 934)	60 (R75, R76)	*****
1994	60x (953, 954)	60 (R75, R76)	31 (V81, V82)
1994	6SBSx (961, 962)	60 (R75, R76)	5 (L77, L78)
1994	6SBSx (972, 973)	60 (R75, R76)	5 (L77, L78)
1994	61x (829, 830)	61 (B52, V87)	46 (P3, V89)
1994	61x (no tags)	61 (B52, V87)	6 (971, C32)

Year	Juvenile's ID (eartags)	Mother's ID (eartags)	Father's ID (eartags)
1994	BSBBx (927, 928)	61 (B52, V87)	6 (971, C32)
1994	CBSx (793, 794)	61 (B52, V87)	40 (W49, W50)
1994	CBSx (815, 816)	61 (B52, V87)	40 (W49, W50)
1994	CBSx (837, 838)	61 (B52, V87)	46 (P3, V89)
1994	CBSx (853, 854)	61 (B52, V87)	6 (971, C32)
1994	RR0x (767, 768)	61 (B52, V87)	6 (971, C32)
1994	RR0x (787, 788)	61 (B52, V87)	6 (971, C32)
1994	2x (909, 910)	62 (U89, U90)	R19 (539, 651)
1994	2x (F7, F8)	62 (U89, U90)	R19 (539, 651)
1994	62x (875, 876)	62 (U89, U90)	31 (V81, V82)
1994	RR5x (980, 981)	62 (U89, U90)	31 (V81, V82)
1994	65x (658, 659)	65 (R17, R18)	6 (971, C32)
1994	65x (664, 665)	65 (R17, R18)	46 (P3, V89)
1994	5SBSx (A8, A9)	6SBS (167, 168)	5 (L77, L78)
1994	BB3x (A52, A53)	6SBS (167, 168)	5 (L77, L78)
1994	6SRSx (967, 968)	6SRS (R63, R64)	15 (T85, T86)
1994	6SRSx (A58, A59)	6SRS (R63, R64)	15 (T85, T86)
1994	6SRSx (A95, A96)	6SRS (R63, R64)	15 (T85, T86)
1994	6SRSx (C10, C11)	6SRS (R63, R64)	15 (T85, T86)
1994	6strx (869, 870)	6str (Y59, Y60)	43 (M35, M36)
1994	6strx (877, 878)	6str (Y59, Y60)	46 (P3, V89)
1994	6strx (923, 924)	6str (Y59, Y60)	35 (267, 268)
1994	71x (C46, C47)	71 (55, 56)	24 (N47, N48)
1994	71x (C77, C78)	71 (55, 56)	24 (N47, N48)
1994	72x (917, 918)	72 (X37, X38)	40 (W49, W50)
1994	BB5x (867, 868)	72 (X37, X38)	0 (J49, J50)
1994	3x (A62, A63)	73 (893, C25)	7 (L95, L96)
1994	CBx (A64, A65)	73 (893, C25)	7 (L95, L96)
1994	CBx (C64, C65)	73 (893, C25)	7 (L95, L96)
1994	HRSx (685, 686)	78 (X23, X24)	6 (971, C32)
1994	HRSx (713, 714)	78 (X23, X24)	6 (971, C32)
1994	HRSx (733, 734)	78 (X23, X24)	46 (P3, V89)
1994	HRSx (765, 766)	78 (X23, X24)	6 (971, C32)

Year	Juvenile's ID (eartags)	Mother's ID (eartags)	Father's ID (eartags)
1994	RR0x (751, 752)	80 (X61, X62)	0 (J49, J50)
1994	RR0x (769, 770)	80 (X61, X62)	6 (971, C32)
1994	RR0x (795, 796)	80 (X61, X62)	6 (971, C32)
1994	RR0x (939, 940)	80 (X61, X62)	46 (P3, V89)
1994	81x (695, 696)	81 (R45, R46)	40 (W49, W50)
1994	81x (705, 706)	81 (R45, R46)	16 (V85, V86)
1994	81x (725, 726)	81 (R45, R46)	47 (549, 550)
1994	81x (727, 728)	81 (R45, R46)	16 (V85, V86)
1994	BB5x (911, 912)	81 (R45, R46)	16 (V85, V86)
1994	BB5x (915, 916)	81 (R45, R46)	16 (V85, V86)
1994	4x (C12, C13)	82 (351, 352)	19 (V25, V26)
1994	4x (C14, C15)	82 (351, 352)	47 (549, 550)
1994	4x (C16, C17)	82 (351, 352)	19 (V25, V26)
1994	4x (F47, F48)	82 (351, 352)	19 (V25, V26)
1994	RR2x (C99, F0)	82 (351, 352)	47 (549, 550)
1994	RSRABx (C60, C61)	82 (351, 352)	47 (549, 550)
1994	RSRABx (C62, C63)	82 (351, 352)	19 (V25, V26)
1994	2x (no tags)	85 (Z21, Z22)	R19 (539, 651)
1994	7x (G12, G13)	85 (Z21, Z22)	31 (V81, V82)
1994	WABBx (A71, A72)	85 (Z21, Z22)	31 (V81, V82)
1994	87x (976, 977)	87 (195, 196)	6 (971, C32)
1994	H3x (A40, A41)	87 (195, 196)	6 (971, C32)
1994	H3x (A42, A43)	87 (195, 196)	6 (971, C32)
1994	9x (969, 970)	90 (159, 160)	5 (L77, L78)
1994	9x (984, 985)	90 (159, 160)	0 (J49, J50)
1994	9x (986, 987)	90 (159, 160)	5 (L77, L78)
1994	9x (A22, A23)	90 (159, 160)	5 (L77, L78)
1994	C9x (881, 882)	97 (Q77, Q78)	25 (Q21, H84)
1994	C9x (897, 898)	97 (Q77, Q78)	27 (O17, O18)
1994	C9x (A87, A88)	97 (Q77, Q78)	25 (Q21, H84)
1994	RR4x (A85, A86)	97 (Q77, Q78)	40 (W49, W50)
1994	8x (644, 645)	98 (J79, L65)	6 (971, C32)
1994	8x (646, 647)	98 (J79, L65)	46 (P3, V89)

Year	Juvenile's ID (eartags)	Mother's ID (eartags)	Father's ID (eartags)
1994	8x (648, 649)	98 (J79, L65)	6 (971, C32)
1994	8x (653, 654)	98 (J79, L65)	46 (P3, V89)
1994	BBx (773, 774)	BB (5, 6)	42 (A17, A18)
1994	BBx (783, 784)	BB (5, 6)	01 (T37, T38)
1994	BBx (885, 886)	BB (5, 6)	24 (N47, N48)
1994	BB2x (819, 820)	BB2 (179, J3, V74)	15 (T85, T86)
1994	BB2x (839, 840)	BB2 (179, J3, V74)	15 (T85, T86)
1994	BB2x (907, 908)	BB2 (179, J3, V74)	15 (T85, T86)
1994	BB3x (891, 892)	BB3 (119, 120)	5 (L77, L78)
1994	BB3x (941, 942)	BB3 (119, 120)	5 (L77, L78)
1994	WA8x (A0, A1)	BB3 (119, 120)	*****
1994	BB4x (670, 699)	BB4 (N21, N22)	46 (P3, V89)
1994	BB4x (675, 676)	BB4 (N21, N22)	03 (P5, P6)
1994	BB4x (709, 710)	BB4 (N21, N22)	46 (P3, V89)
1994	BB4x (711, 712)	BB4 (N21, N22)	*****
1994	BB4x (771, 772)	BB4 (N21, N22)	R19 (539, 651)
1994	72x (835, 836)	BB5 (9, 10)	16 (V85, V86)
1994	72x (A90, A91)	BB5 (9, 10)	47 (549, 550)
1994	BB7x (879, 880)	BB7 (Y83, Y84)	46 (P3, V89)
1994	BB7x (A18, A19)	BB7 (Y83, Y84)	46 (P3, V89)
1994	BB7x (A6, A7)	BB7 (Y83, Y84)	46 (P3, V89)
1994	3SRSx (A46, A47)	BB9 (R21, R22)	25 (Q21, H84)
1994	BB9x (831, 832)	BB9 (R21, R22)	27 (O17, O18)
1994	BB9x (851, 852)	BB9 (R21, R22)	27 (O17, O18)
1994	BB9x (943, 944)	BB9 (R21, R22)	27 (O17, O18)
1994	HTSx (955, 956)	BB9 (R21, R22)	27 (O17, O18)
1994	HTSx (A77, A78)	BB9 (R21, R22)	25 (Q21, H84)
1994	BSBBx (833, 834)	BSBB (Y29, Y30)	6 (971, C32)
1994	74x (C91, C92)	C0 (49, 50)	31 (V81, V82)
1994	C0x (A12, A13)	C0 (49, 50)	31 (V81, V82)
1994	C0x (A16, A17)	C0 (49, 50)	31 (V81, V82)
1994	C0x (A38, A39)	C0 (49, 50)	31 (V81, V82)
1994	C0x (A92, A93)	C0 (49, 50)	31 (V81, V82)

Year	Juvenile's ID (eartags)	Mother's ID (eartags)	Father's ID (eartags)
1994	5SBSx (777, 778)	C9 (Q73, Q74)	40 (W49, W50)
1994	3x (A28, A29)	CB (7, 8)	01 (T37, T38)
1994	3x (A60, A61)	CB (7, 8)	01 (T37, T38)
1994	CRx (779, 780)	CR (Q17, Q18)	27 (O17, O18)
1994	CRx (781, 782)	CR (Q17, Q18)	27 (O17, O18)
1994	CRx (789, 790)	CR (Q17, Q18)	27 (O17, O18)
1994	CRSx (717, 718)	CRS (H91, H92)	01 (T37, T38)
1994	CRSx (887, 888)	CRS (H91, H92)	7 (L95, L96)
1994	CRSx (889, 890)	CRS (H91, H92)	7 (L95, L96)
1994	TSRx (992, 993)	CRS (H91, H92)	01 (T37, T38)
1994	CWAx (813, 914)	CWA (115, 116)	5 (L77, L78)
1994	CWAx (893, 894)	CWA (115, 116)	31 (V81, V82)
1994	CWAx (895, 896)	CWA (115, 116)	5 (L77, L78)
1994	CWAx (919, 920)	CWA (115, 116)	*****
1994	ABx (A44, A45)	FBS (287, 288)	25 (Q21, H84)
1994	FBSx (A30, A31)	FBS (287, 288)	25 (Q21, H84)
1994	FBSx (F17, F18)	FBS (287, 288)	25 (Q21, H84)
1994	FRx (A34, A35)	FR (Z37, Z38)	7 (L95, L96)
1994	FRx (F43, F44)	FR (Z37, Z38)	7 (L95, L96)
1994	00x (C93, C94)	FRB (77, 78)	42 (A17, A18)
1994	FRBx (A10, A11)	FRB (77, 78)	01 (T37, T38)
1994	Hx (873, 874)	H (Z19, Z20)	*****
1994	Hx (937, 938)	H (Z19, Z20)	6 (971, C32)
1994	Hx (951, 952)	H (Z19, Z20)	25 (Q21, H84)
1994	H0x (785, 786)	H0 (X87, X88)	16 (V85, V86)
1994	H0x (C48, C49)	H0 (X87, X88)	16 (V85, V86)
1994	RSx (803, 804)	H0 (X87, X88)	16 (V85, V86)
1994	RSx (809, 810)	H0 (X87, X88)	16 (V85, V86)
1994	H2x (A73, A74)	H2 (N11, N12)	15 (T85, T86)
1994	H2x (F31, F32)	H2 (N11, N12)	15 (T85, T86)
1994	H2x (F33, F34)	H2 (N11, N12)	15 (T85, T86)
1994	H2x (F35, F36)	H2 (N11, N12)	15 (T85, T86)
1994	H2x (G84, G85)	H2 (N11, N12)	15 (T85, T86)

Year	Juvenile's ID (eartags)	Mother's ID (eartags)	Father's ID (eartags)
1994	87x (957, 958)	H3 (145, 146)	46 (P3, V89)
1994	87x (974, 975)	H3 (145, 146)	6 (971, C32)
1994	87x (998, 999)	H3 (145, 146)	46 (P3, V89)
1994	H3x (959, 960)	H3 (145, 146)	46 (P3, V89)
1994	H4x (996, 997)	H4 (185, 186)	27 (O17, O18)
1994	H5x (739, 740)	H5 (J13, J14)	26 (687, 688)
1994	H5x (745, 746)	H5 (J13, J14)	26 (687, 688)
1994	H5x (821, 822)	H5 (J13, J14)	32 (Q7, Q8)
1994	H6x (A2, A3)	H6 (R19, R20)	15 (T85, T86)
1994	H6x (A4, A5)	H6 (R19, R20)	15 (T85, T86)
1994	F74x (F77, F78)	H7 (Q89, Q90)	46 (P3, V89)
1994	H7x (757, 758)	H7 (Q89, Q90)	31 (V81, V82)
1994	H7x (759, 760)	H7 (Q89, Q90)	31 (V81, V82)
1994	H7x (761, 762)	H7 (Q89, Q90)	31 (V81, V82)
1994	H7x (763, 764)	H7 (Q89, Q90)	31 (V81, V82)
1994	H7x (871, 872)	H7 (Q89, Q90)	31 (V81, V82)
1994	H9x (847, 848)	H9 (P69, P70)	5 (L77, L78)
1994	H9x (849, 850)	H9 (P69, P70)	27 (O17, O18)
1994	H9x (861, 862)	H9 (P69, P70)	*****
1994	H9x (863, 864)	H9 (P69, P70)	5 (L77, L78)
1994	HBBx (723, 724)	HBB (61, 62)	0 (J49, J50)
1994	HBBx (C71, C72)	HBB (61, 62)	47 (549, 550)
1994	HBBx (C73, C74)	HBB (61, 62)	47 (549, 550)
1994	HBSx (805, 806)	HBS (Z27, Z28)	46 (P3, V89)
1994	HBSx (807, 808)	HBS (Z27, Z28)	46 (P3, V89)
1994	HBSx (817, 818)	HBS (Z27, Z28)	6 (971, C32)
1994	FBSx (G58, G59)	HRB (P47, P48)	25 (Q21, H84)
1994	HRBx (823, 824)	HRB (P47, P48)	25 (Q21, H84)
1994	HRBx (827, 828)	HRB (P47, P48)	25 (Q21, H84)
1994	HRBx (929, 930)	HRB (P47, P48)	0 (J49, J50)
1994	HRBx (A36, A37)	HRB (P47, P48)	25 (Q21, H84)
1994	HTSx (865, 866)	HTS (11, 12)	27 (O17, O18)
1994	HTSx (883, 884)	HTS (11, 12)	27 (O17, O18)

Year	Juvenile's ID (eartags)	Mother's ID (eartags)	Father's ID (eartags)
1994	RACx (G1, G2)	RAC (155, 156)	32 (Q7, Q8)
1994	RACx (G3, G4)	RAC (155, 156)	32 (Q7, Q8)
1994	RACx (G5, G6)	RAC (155, 156)	32 (Q7, Q8)
1994	RACx (G8, G9)	RAC (155, 156)	31 (V81, V82)
1994	C0x (A14, A15)	RB3 (V93, V94)	31 (V81, V82)
1994	RB3x (F37, F38)	RB3 (V93, V94)	R19 (539, 651)
1994	RB3x (F37, F38)	RB3 (V93, V94)	R19 (539, 651)
1994	RB3x (F37, F38)	RB3 (V93, V94)	26 (687, 688)
1994	RR2x (C95, C96)	RR2 (Y45, Y46)	*****
1994	RSRABx (C58, C59)	RR2 (Y45, Y46)	14 (S59, S60)
1994	RR3x (982, 983)	RR3 (Y49, Y50)	6 (971, C32)
1994	C9x (899, 900)	RR4 (187, 188)	16 (V85, V86)
1994	RR4x (A75, A76)	RR4 (187, 188)	25 (Q21, H84)
1994	RR4x (F1, F2)	RR4 (187, 188)	25 (Q21, H84)
1994	WAx (A50, A51)	RR5 (Z63, Z64)	R19 (539, 651)
1994	RR9x (671, 672)	RR9 (K67, K68)	0 (J49, J50)
1994	RR9x (673, 674)	RR9 (K67, K68)	*****
1994	RR9x (689, 690)	RR9 (K67, K68)	40 (W49, W50)
1994	RSx (775, 776)	RS (Y71, Y72)	16 (V85, V86)
1994	RSx (855, 856)	RS (Y71, Y72)	16 (V85, V86)
1994	RSBBx (729, 730)	RSBB (111, 112)	01 (T37, T38)
1994	RSBBx (731, 732)	RSBB (111, 112)	01 (T37, T38)
1994	RSBBx (791, 792)	RSBB (111, 112)	01 (T37, T38)
1994	RR2x (C97, C98)	RSRAB (105, 106)	19 (V25, V26)
1994	TSx (994, 995)	TS (181, 182)	7 (L95, L96)
1994	TSx (A20, A21)	TS (181, 182)	7 (L95, L96)
1994	RR5x (965, 966)	WA (Z59, Z60)	R19 (539, 651)
1994	WAx (C52, C53)	WA (Z59, Z60)	31 (V81, V82)
1994	WAx (C54, C55)	WA (Z59, Z60)	R19 (539, 651)
1994	WA2x (697, 698)	WA2 (K37, K38)	40 (W49, W50)
1994	WA2x (699, 700)	WA2 (K37, K38)	6 (971, C32)
1994	WA2x (701, 702)	WA2 (K37, K38)	40 (W49, W50)
1994	WA2x (715, 716)	WA2 (K37, K38)	6 (971, C32)

Year	Juvenile's ID (eartags)	Mother's ID (eartags)	Father's ID (eartags)
1994	4x (C56, C57)	WA3 (Z31, Z32)	19 (V25, V26)
1994	4x (G60, G61)	WA3 (Z31, Z32)	19 (V25, V26)
1994	CBSx (925, 926)	WA3 (Z31, Z32)	6 (971, C32)
1994	WA4x (825, 826)	WA4 (T73, T74)	47 (549, 550)
1994	WA4x (963, 964)	WA4 (T73, T74)	25 (Q21, H84)
1994	WA4x (A26, A27)	WA4 (T73, T74)	47 (549, 550)
1994	WA4x (A56, A57)	WA4 (T73, T74)	47 (549, 550)
1994	WA4x (F19, F20)	WA4 (T73, T74)	47 (549, 550)
1994	WA5x (A96, A97)	WA5 (X69, X70)	32 (Q7, Q8)
1994	WA5x (F3, F4)	WA5 (X69, X70)	01 (T37, T38)
1994	WA6x (841, 842)	WA6 (Y47, Y48)	46 (P3, V89)
1994	WA6x (921, 922)	WA6 (Y47, Y48)	46 (P3, V89)
1994	RACx (F13, F14)	WA7 (137, 138)	15 (T85, T86)
1994	WA7x (A83, A84)	WA7 (137, 138)	31 (V81, V82)
1994	6SBSx (990, 991)	WA8 (128, 129)	*****
1994	WABSx (A69, A70)	WABS (H27, H28)	R19 (539, 651)
1994	WABSx (F11, F12)	WABS (H27, H28)	01 (T37, T38)
1994	WABSx (F45, F46)	WABS (H27, H28)	*****
1994	WABSx (G10, G11)	WABS (H27, H28)	32 (Q7, Q8)

Table 4 Lifetime reproductive success for females in the Gunnison's prairie dog population in Petrified Forest National Park, Apache County, Arizona from 1991-1994.

Female ID listed is assigned upon capture with right and left eartags in parentheses.

Number of Years of Adult Age	Year(s) at Adult Age	Female ID (eartags)	Number of Offspring Produced
1	1991	RC (B2, C58)	7
1	1991	RS (505, 506)	7
1	1991	3SRS (A23, D0)	6
1	1991	50 (925, 926)	6
1	1991	BB (564, C53)	6
1	1991	BSBB (91, 92)	6
1	1991	CR (A53, A54)	6
1	1991	HBB (260, 759)	6
1	1991	3SBS (529, 530)	5
1	1991	64 (C85, C86)	5
1	1991	BB9 (705, 706)	5
1	1991	HRB (963, 964)	5
1	1991	4str (947, D45)	4
1	1991	57 (141, 142)	4
1	1991	70 (103, 332)	4
1	1991	72 (A87, A88)	4
1	1991	80 (297, 298)	4
1	1991	81 (275, 276)	4
1	1991	88 (115, 116)	4
1	1991	91 (A9, A10)	4
1	1991	RR0 (213, 214)	4
1	1991	TS (625, 737)	4
1	1991	59 (C48, C51)	3

Number of Years of Adult Age	Year(s) at Adult Age	Female ID (eartags)	Number of Offspring Produced
1	1991	BB0 (A71, A72)	3
1	1991	BB7 (A55, A56)	3
1	1991	C5 (A25, C47)	3
1	1991	H (876, C42)	3
1	1991	WA6 (921, C57)	3
1	1992	RR3 (H53, H54)	8
1	1992	3SBS (I67, I68)	7
1	1992	73 (I93, I94)	6
1	1992	BS (F43, F44)	6
1	1992	RSBS (H93, H94)	6
1	1992	WA (H55, H56)	6
1	1992	4str (M5, M6)	5
1	1992	62 (H39, H40)	5
1	1992	6str (H73, H74)	5
1	1992	77 (G59, G60)	5
1	1992	80 (H11, H12)	5
1	1992	81 (I9, I55)	5
1	1992	91 (I51, I52)	5
1	1992	BSBB (I95, I96)	5
1	1992	H3 (J7, J8)	5
1	1992	HBS (H45, M12)	5
1	1992	RS (K89, K90)	5
1	1992	WA3 (F36, F61)	5
1	1992	70 (K99, L0)	4
1	1992	79 (H35, H36)	4
1	1992	86 (J93, J94)	4
1	1992	96 (K81, K82)	4

Number of Years of Adult Age	Year(s) at Adult Age	Female ID (eartags)	Number of Offspring Produced
1	1992	HRB (M17, M18)	4
1	1992	RR8 (I49, I50)	4
1	1992	WA1 (I89, I90)	4
1	1992	WABB (I53, I54)	4
1	1992	74 (H47, H48)	3
1	1992	BB (I87, I88)	3
1	1992	WA5 (L89, L90)	3
1	1992	55 (G47, G48)	2
1	1992	76 (F15, F16)	2
1	1992	C1 (O89, O90)	2
1	1992	H0 (I45, I46)	2
1	1992	H4 (L97, L98)	2
1	1992	H9 (E15, E16)	2
1	1992	63 (L1, L2)	1
1	1993	BB3 (P11, P12)	6
1	1993	WA (U93, U94)	6
1	1993	80 (R7, R8)	5
1	1993	91 (U39, U40)	5
1	1993	RSRAB (P89, P90)	5
1	1993	WA6 (P49, P50)	5
1	1993	3SBS (R55, R56)	4
1	1993	3SRS (O39, O40)	4
1	1993	57 (N59, N60)	4
1	1993	82 (P63, P64)	4
1	1993	H1 (S35, S36)	4
1	1993	H3 (R9, R10)	4
1	1993	RR3 (S97, S98)	4

Number of Years of Adult Age	Year(s) at Adult Age	Female ID (eartags)	Number of Offspring Produced
1	1993	RR5 (N51, N52)	4
1	1993	TS (T33, T34)	4
1	1993	67 (S85, S86)	3
1	1993	72 (O37, O38)	3
1	1993	81 (P87, P88)	3
1	1993	C0 (V91, V92)	3
1	1993	C2 (V71, V72)	3
1	1993	WA3 (U57, U58)	3
1	1993	6str (V97, V98)	2
1	1993	BB5 (N49, N50)	2
1	1993	FR (P65, P66)	2
1	1993	H8 (M43, M44)	2
1	1993	HBS (S9, S10)	2
1	1993	WABS (R27, R28)	2
1	1993	60 (R93, R94)	1
1	1994	82 (351, 352)	7
1	1994	C0 (49, 50)	5
1	1994	78 (X23, X24)	4
1	1994	80 (X61, X62)	4
1	1994	90 (159, 160)	4
1	1994	CWA (115, 116)	4
1	1994	H0 (X87, X88)	4
1	1994	H3 (145, 146)	4
1	1994	RC (155, 156)	4
1	1994	4str (X5, X6)	3
1	1994	50 (161, 162)	3
1	1994	56 (255, 256)	3

Number of Years of Adult Age	Year(s) at Adult Age	Female ID (eartags)	Number of Offspring Produced
1	1994	58 (143, 144)	3
1	1994	5SBS (X11, X12)	3
1	1994	6str (Y59, Y60)	3
1	1994	85 (Z21, Z22)	3
1	1994	87 (195, 196)	3
1	1994	BB (5, 6)	3
1	1994	BB3 (119, 120)	3
1	1994	BB7 (Y83, Y84)	3
1	1994	FBS (287, 288)	3
1	1994	FR (Z37, Z38)	3
1	1994	H (Z19, Z20)	3
1	1994	HBB (61, 62)	3
1	1994	HBS (Z27, Z28)	3
1	1994	RR4 (187, 188)	3
1	1994	RSBB (111, 112)	3
1	1994	WA (Z59, Z60)	3
1	1994	WA3 (Z31, Z32)	3
1	1994	3SRS (71, 72)	2
1	1994	6SBS (167, 168)	2
1	1994	71 (55, 56)	2
1	1994	72 (X37, X38)	2
1	1994	BB5 (9, 10)	2
1	1994	CB (7, 8)	2
1	1994	FRB (77, 78)	2
1	1994	HTS (11, 12)	2
1	1994	RR2 (Y45, Y46)	2
1	1994	RS (Y71, Y72)	2

Number of Years of Adult Age	Year(s) at Adult Age	Female ID (eartags)	Number of Offspring Produced
1	1994	TS (181, 182)	2
1	1994	WA5 (X69, X70)	2
1	1994	WA6 (Y47, Y48)	2
1	1994	WA7 (137, 138)	2
1	1994	3SBS (Y27, Y28)	1
1	1994	BSBB (Y29, Y30)	1
1	1994	H4 (185, 186)	1
1	1994	RR3 (Y49, Y50)	1
1	1994	RR5 (Z63, Z64)	1
1	1994	RSRAB (105, 106)	1
1	1994	WA8 (128, 129)	1
2	1991-1992	WA4 (755, C54)	9
2	1991-1992	BB6 (291, 292)	7
2	1991-1992	95 (322, M38)	6
2	1991-1992	66 (215, 216)	5
2	1991-1992	F (471, 715)	4
2	1992-1993	WA0 (F91, F92)	9
2	1992-1993	H (F67, M13)	8
2	1992-1993	H2 (I29, I30)	7
2	1992-1993	5str (I27, I28)	5
2	1992-1993	RS (I85, I86)	5
2	1992-1993	BB0 (I33, I34)	2
2	1993-1994	H7 (Q89, Q90)	13
2	1993-1994	60 (R75, R76)	10
2	1993-1994	H2 (N11, N12)	10
2	1993-1994	81 (R45, R46)	9
2	1993-1994	62 (U89, U90)	8

Number of Years of Adult Age	Year(s) at Adult Age	Female ID (eartags)	Number of Offspring Produced
2	1993-1994	97 (Q77, Q78)	8
2	1993-1994	HRB (P47, P48)	8
2	1993-1994	BB9 (R21, R22)	7
2	1993-1994	CR (Q17, Q18)	7
2	1993-1994	WA4 (T73, T74)	7
2	1993-1994	H6 (R19, R20)	6
2	1993-1994	H9 (P69, P70)	6
2	1993-1994	4SRS (P1, P2)	5
2	1993-1994	5str (S33, S34)	5
2	1993-1994	65 (R17, R18)	5
2	1993-1994	77 (Q41, Q42)	5
2	1993-1994	BB4 (N21, N22)	5
2	1993-1994	C9 (Q73, Q74)	5
2	1993-1994	59 (T11, T12)	4
2	1993-1994	5SRS (P73, P74)	4
2	1993-1994	6SRS (R63, R64)	4
2	1993-1994	RB3 (V93, V94)	4
2	1993-1994	F (Q71, Q72)	3
2	1993-1994	79 (N45, N46)	2
2	1993-1994	BS (Q29, Q30)	1
3	1991-1993	WA7 (365, C30)	14
3	1991-1993	2RS (583, 584)	11
3	1991-1993	90 (465, 466)	5
3	1991-1993	HRS (34, 738)	4
3	1992-1994	RSBB (H27, H28)	13
3	1992-1994	98 (J79, L65)	11
3	1992-1994	C5 (J13, J14)	11

Number of Years of Adult Age	Year(s) at Adult Age	Female ID (eartags)	Number of Offspring Produced
3	1992-1994	RR9 (K67, K68)	10
3	1992-1994	4SBS (F71, F72)	9
3	1992-1994	CRS (H91, H92)	9
3	1992-1994	HWA (H85, H86)	9
3	1992-1994	WA2 (K37, K38)	9
3	1992-1994	BB2 (179, J3)	6
4	1991-1994	61 (893, C25)	19
4	1991-1994	65 (B52, V87)	15

Table 5 Lifetime reproductive success for males in the Gunnison's prairie dog population in Petrified Forest National Park, Apache County, Arizona from 1991-1994.

Male ID listed is assigned upon capture with right and left eartags in parentheses.

Number of Years of Adult Age	Year(s) at Adult Age	Male ID (eartags)	Number of Offspring Sired
1	1991	04 (497, 498)	18
1	1991	03 (C43, D3)	11
1	1991	29 (877, 878)	10
1	1991	05 (73, 74)	9
1	1991	38 (765, B37)	9
1	1991	17 (C59, C60)	8
1	1991	45 (901, 902)	7
1	1991	15 (307, 308)	6
1	1991	22 (499, 500)	5
1	1991	R03 (915, 916)	5
1	1991	41 (231, 232)	3
1	1991	R15 (A43, C35)	3
1	1991	14 (C55, C56)	2
1	1991	09 (50, C87)	1
1	1991	18 (C49, C50)	1
1	1991	39 (463, 760)	1
1	1992	R41 (L67, L68)	13
1	1992	R03 (H63, H64)	8
1	1992	R15 (H99, I0)	6
1	1992	R13 (H21, H22)	5
1	1992	R46 (F59, F60)	5
1	1992	R16 (E19, E20)	2
1	1993	R10 (Q61, Q62)	5

Number of Years of Adult Age	Year(s) at Adult Age	Male ID (eartags)	Number of Offspring Sired
1	1993	39 (G79, G80)	4
1	1994	47 (549, 550)	14
1	1994	R19 (539, 651)	12
1	1994	36 (343, 344)	2
2	1991-1992	21 (13, 14)	21
2	1991-1992	26 (D13, D14)	21
2	1991-1992	23 (C45, C46)	7
2	1991-1992	31 (207, 208)	6
2	1991-1992	25 (287, 288)	4
2	1991-1992	R10 (B29, B30)	4
2	1991-1992	2 (C61, C62)	1
2	1991-1992	42 (643, 644)	1
2	1992-1993	35 (F41, F42)	26
2	1992-1993	13 (H75, M26)	19
2	1992-1993	12 (E89, E90)	15
2	1992-1993	R10 (L7, L8)	15
2	1992-1993	R23 (G17, G18)	10
2	1992-1993	4 (L87, L88)	2
2	1992-1993	R06 (I91, I92)	1
2	1993-1994	31 (V81, V82)	26
2	1993-1994	46 (P3, V89)	23
2	1993-1994	24 (N47, N48)	21
2	1993-1994	25 (Q21, H84)	16
2	1993-1994	15 (T85, T86)	15
2	1993-1994	16 (V85, V86)	12
2	1993-1994	3 (Q57, Q58)	12
2	1993-1994	27 (O17, O18)	12

Number of Years of Adult Age	Year(s) at Adult Age	Male ID (eartags)	Number of Offspring Sired
2	1993-1994	40 (W49, W50)	10
2	1993-1994	32 (Q7, Q8)	9
2	1993-1994	19 (V25, V26)	8
2	1993-1994	R01 (S61, S62)	1
2	1993-1994	03 (P5, P6)	1
2	1993-1994	14 (S59, S60)	1
2	1993-1994	35 (267, 268)	1
3	1991-1993	44 (495, 496)	45
3	1991-1993	R20 (B17, C69)	27
3	1991-1993	01 (768, B59)	20
3	1991-1993	19 (351, 352)	17
3	1991-1993	7 (431, 432)	9
3	1991-1993	38 (C77, C78)	8
3	1992-1994	5 (L77, L78)	41
3	1992-1994	0 (L95, L96)	28
3	1992-1994	0 (J49, J51)	25
3	1992-1994	02 (L80, L84)	20
3	1992-1994	29 (D75, D76)	15
3	1992-1994	01 (T37, T38)	11
3	1992-1994	17 (G5, G6)	10
3	1992-1994	45 (G41, G42)	8
3	1992-1994	34 (G23, G24)	7
3	1992-1994	26 (687, 688)	3
3	1992-1994	43 (M35, M36)	1
4	1991-1994	6 (971, C32)	47
4	1991-1994	42 (A17, A18)	4

Table 6 Inbreeding paths for individuals in the Gunnison's prairie dog population in Petrified Forest National Park, Apache County, Arizona from 1991-1994. The year, juvenile ID (eartags) resulting from inbreeding event, and inbreeding coefficient for each path and juvenile indicated. Each individual in the path is designated by its ID (eartags) and is separated by a dash (-) and the apex of each path is underlined. The ID for each individual is assigned upon capture with the right and left eartags in parentheses.

* Juveniles are represented graphically in Figure 2.

Year	Juvenile ID (eartags)	Path	F ₁	F _x
1992	5strx (M81, M82)*	5str (I27, I28) - <u>2RS (583, 584)</u> - R15 (H99, I0)	0.125	0.125
1992	5strx (Q27, Q28)	5str (I27, I28) - <u>2RS (583, 584)</u> - R15 (H99, I0)	0.125	0.125
1992	BSx (O19, O20)*	BS (F43, F44) - <u>21 (13, 14)</u>	0.25	0.25
1992	BSx (Q55, Q56)	BS (F43, F44) - <u>21 (13, 14)</u>	0.25	0.25
1992	H2x (Q13, Q14)	H2 (I29, I30) - <u>2RS (583, 584)</u> - R15 (H99, I0)	0.125	0.125
1992	H2x (S73, S74)	H2 (I29, I30) - <u>2RS (583, 584)</u> - R15 (H99, I0)	0.125	0.125
1992	H2x (S81, S82)	H2 (I29, I30) - <u>2RS (583, 584)</u> - R15 (H99, I0)	0.125	0.125
1993	79x (Y23, Y24)	79 (N45, N46) - <u>02 (L80, L84)</u>	0.25	0.25
1993	79x (191, 192)*	79 (N45, N46) - HWA (H85, H86) - <u>31 (207, 208)</u> - BSBB (I95, I96) - R10 (Q61, Q62)	0.0313	0.0313
1993	FBSx (179, 180)	82 (P63, P64) - RR8 (I49, I50) - <u>31 (207, 208)</u> - HWA (H85, H86) - R27 (N47, N48)	0.0313	0.0313
1993	FRx (171, 172)	FR (P65, P66) - RR8 (I49, I50) - <u>31 (207, 208)</u> - HWA (H85, H86) - R27 (N47, N48)	0.0313	0.0313
1993	FRx (147, 148)*	RSRAB (P89, P90) - RR8 (I49, I50) - <u>31 (207, 208)</u> - HWA (H85, H86) - R27 (N47, N48)	0.0313	0.1563
1993	FRx (147, 148)*	RSRAB (P89, P90) - <u>02 (L80, L84)</u> - R27 (N47, N48)	0.125	
1993	H3x (Z97, Z98)	RSRAB (P89, P90) - RR8 (I49, I50) - <u>31 (207, 208)</u> - HWA (H85, H86) - R27 (N47, N48)	0.0313	0.1563
1993	H3x (Z97, Z98)	RSRAB (P89, P90) - <u>02 (L80, L84)</u> - R27 (N47, N48)	0.125	
1993	RR5x (275, 276)	RR5 (N51, N52) - <u>44 (495, 496)</u>	0.25	0.25
1993	WA6x (11, 12)	WA6 (P49, P50) - <u>0 (L95, L96)</u>	0.25	0.25
1993	WA6x (17, 18)	WA6 (P49, P50) - <u>0 (L95, L96)</u>	0.25	0.25
1993	WA6x (Y87, Y88)	WA6 (P49, P50) - <u>0 (L95, L96)</u>	0.25	0.25

Year	Juvenile ID (ear tags)	Path	F ₁	F _x
1993	WA6x (Z31, Z32)	WA6 (P49, P50) - <u>0 (L95, L96)</u>	0.25	0.25
1994	3SBSx (845, 846)	3SBS (Y27, Y28) - 75 (R17, R18) - <u>43 (971, C32)</u>	0.125	0.125
1994	65x (658, 659)	65 (R17, R18) - <u>43 (971, C32)</u>	0.25	0.25
1994	H4x (996, 997)	H4 (185, 186) - <u>35 (F41, F42)</u> - 27 (O17, O18)	0.125	0.125
1994	RACx (G8, G9)	RAC (155, 156) - <u>31 (V81, V82)</u>	0.25	0.25

Table 7 Relatedness values for the entire population (a) and for each clan (b) of Gunnison's prairie dogs in Petrified Forest National Park, Apache County, Arizona from 1991-1994. Clans are named by male(s) residing in each clan assigned based on observational data.

a.

Year	Population $r \pm SE$	Population Size
1991	-0.0024 \pm 0.0014	273
1992	-0.0053 \pm 0.0009	407
1993	-0.0016 \pm 0.0007	463
1994	-0.006 \pm 0.0016	482

b.

Year	Clan Name	Clan r
1991	03	-0.0033
1991	04-17	-0.0036
1991	05-R03	-0.0018
1991	7	-0.0027
1991	14	-0.0023
1991	15	-0.0037
1991	18	-0.0037
1991	19	-0.0026
1991	21	-0.0023
1991	22	-0.002
1991	29	-0.0029
1991	31	-0.0009
1991	38A	-0.0004
1991	38A	0.002

Year	Clan Name	Clan r
1991	41A	-0.0008
1991	41B	0.0012
1991	44	-0.0023
1991	45A	-0.0023
1991	45B	-0.0021
1991	R15A	-0.0021
1991	R15B	-0.0027
1991	R20	-0.001
1991	R44	-0.0034
1992	0	-0.0048
1992	01	-0.0064
1992	02	-0.0077
1992	07-21	-0.0046
1992	4-R10A	-0.0065
1992	5	-0.0049
1992	6	-0.0023
1992	16	-0.0073
1992	19A	-0.0053
1992	19B	-0.0056
1992	23A	-0.0064
1992	23B	-0.0048
1992	23C	-0.0009
1992	26A	-0.0057
1992	26B	-0.0064
1992	38	-0.0083
1992	43A	-0.0022
1992	43B	-0.0045
1992	44A	-0.0034

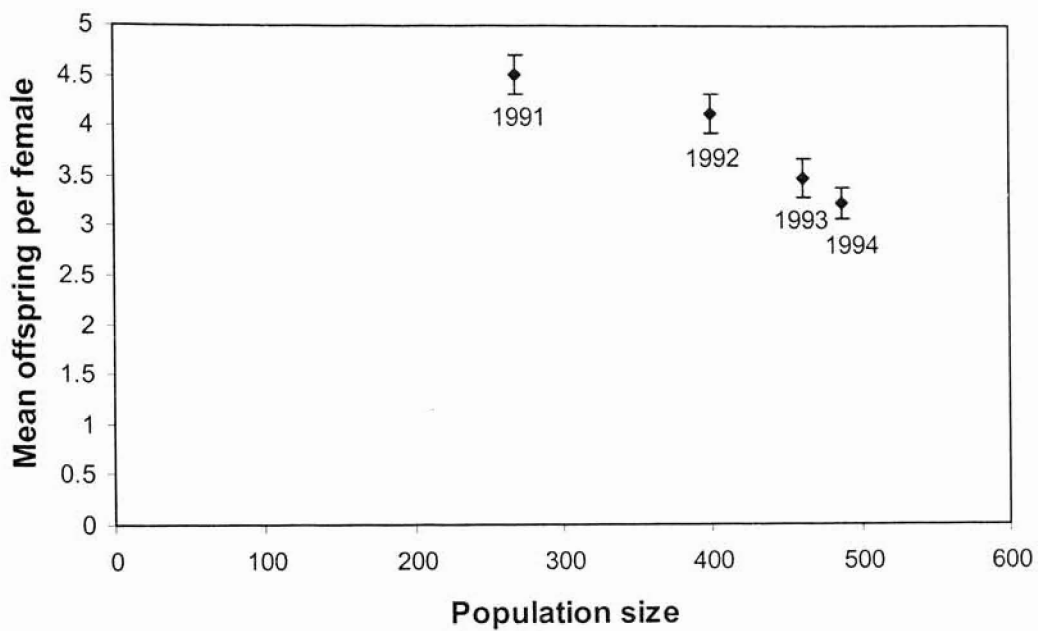
Year	Clan Name	Clan r
1992	44B-R24	-0.0028
1992	R03	-0.0063
1992	R06	-0.0028
1992	R08-R14	-0.0082
1992	R10B	-0.0023
1992	R13	-0.0032
1992	R23	-0.0045
1992	R35	-0.004
1992	R40	-0.0046
1992	R41	-0.0037
1992	R46	-0.0081
1992	R48	-0.0042
1993	0-R27	-0.0021
1993	01	-0.0019
1993	02	-0.0011
1993	07	-0.0031
1993	3	-0.0011
1993	4	-0.0019
1993	5	-0.0021
1993	12A	-0.0012
1993	12B	-0.0012
1993	13	-0.0013
1993	14	-0.001
1993	17A	-0.0019
1993	17B	-0.0018
1993	29-R47	-0.0016
1993	34	-0.0014
1993	35	-0.0013

Year	Clan Name	Clan r
1993	39A	-0.0015
1993	39B	-0.002
1993	43-R03	-0.001
1993	44	-0.0025
1993	R10	-0.0013
1993	NM1	-0.002
1993	NM2	-0.0018
1993	NM3	-0.0023
1994	0-16	-0.005
1994	01A	-0.004
1994	01B	-0.006
1994	5A	-0.005
1994	5B	-0.004
1994	6	-0.006
1994	7	-0.005
1994	14-19	-0.008
1994	15	-0.008
1994	24	-0.007
1994	25A	-0.005
1994	25B-27	-0.005
1994	31-R19A	-0.007
1994	32	-0.005
1994	40	-0.005
1994	42A	-0.001
1994	42B	-0.007
1994	46A	-0.007
1994	46B	-0.006
1994	47	-0.006

Year	Clan Name	Clan r
1994	R19B	-0.011
1994	NM	-0.006

Figure 1 Mean number of offspring per female (a) and male (b) \pm SE versus the population size each year from 1991-1994.

a. $r = -0.30$.



b. $r = 0.31$.

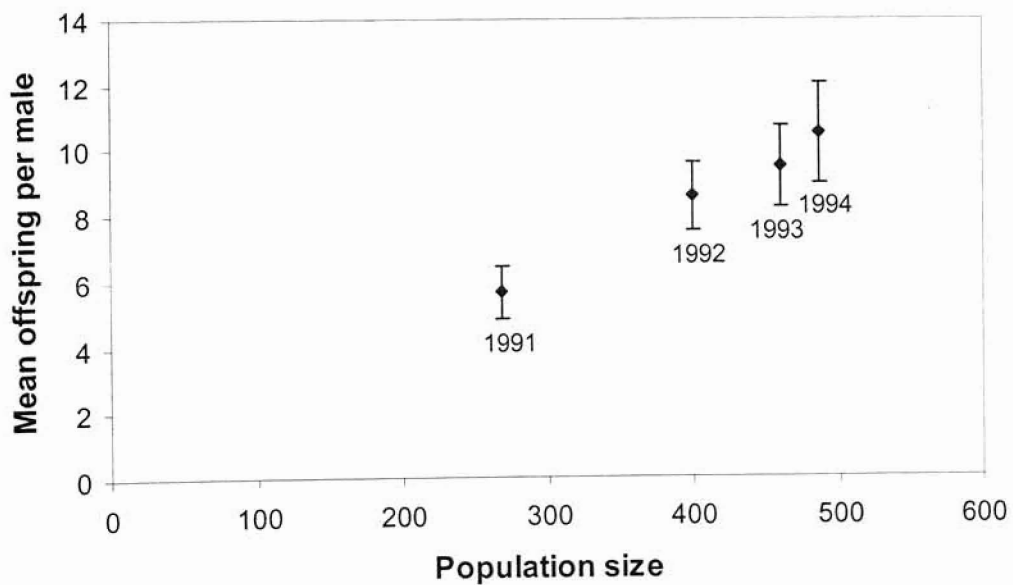
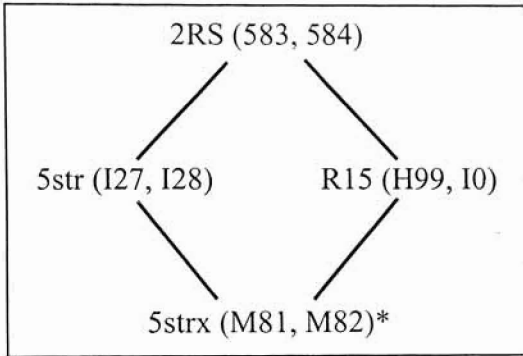
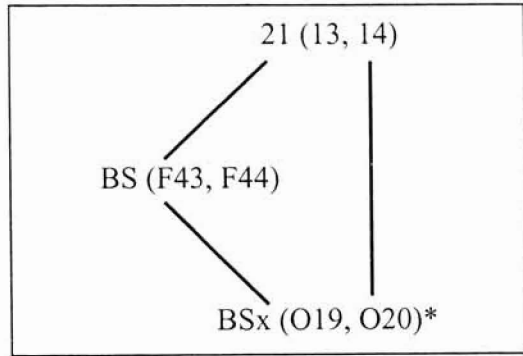


Figure 2 Inbreeding paths for juveniles designated by an asterisk (*) in Table 6 sampled from the Gunnison's prairie dog population in Petrified Forest National Park, Apache County, Arizona from 1991-1994. The ID for each individual is assigned upon capture with the right and left eartags in parentheses.

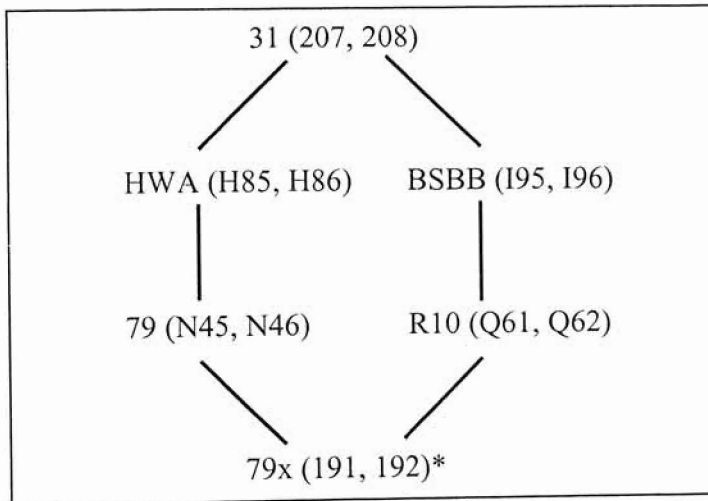
a.



b.



c.



d.

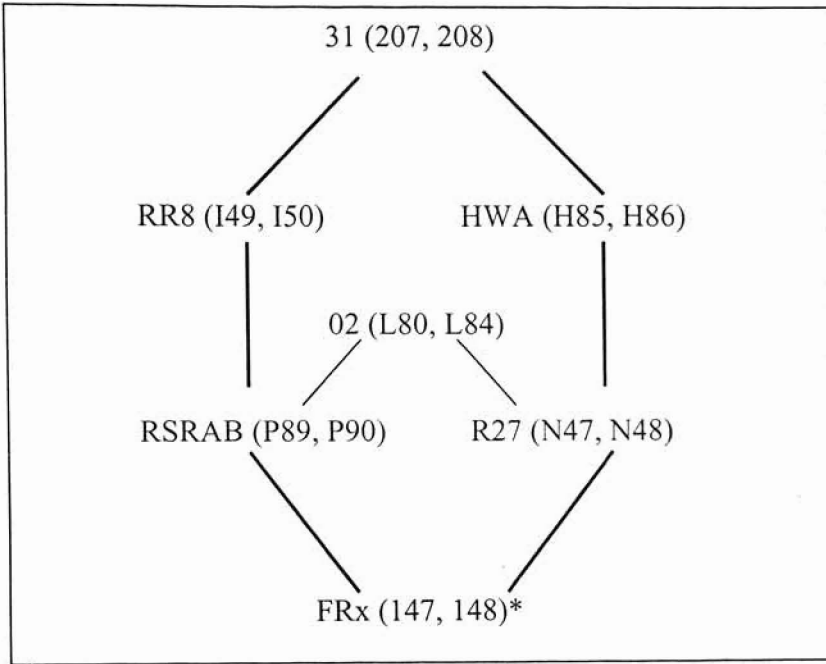
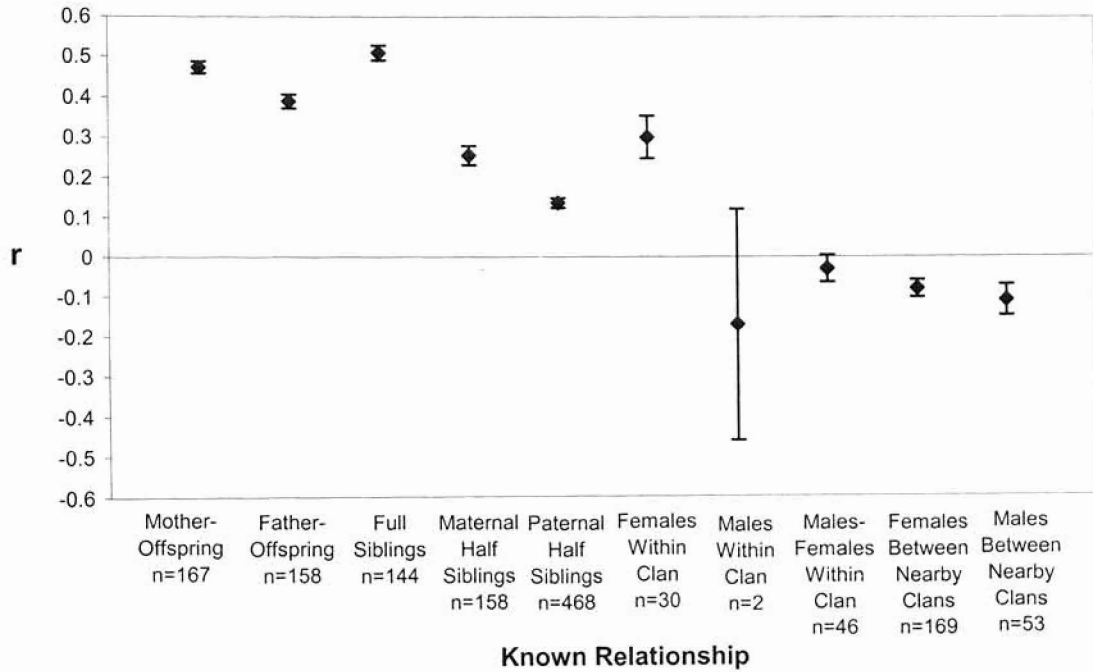
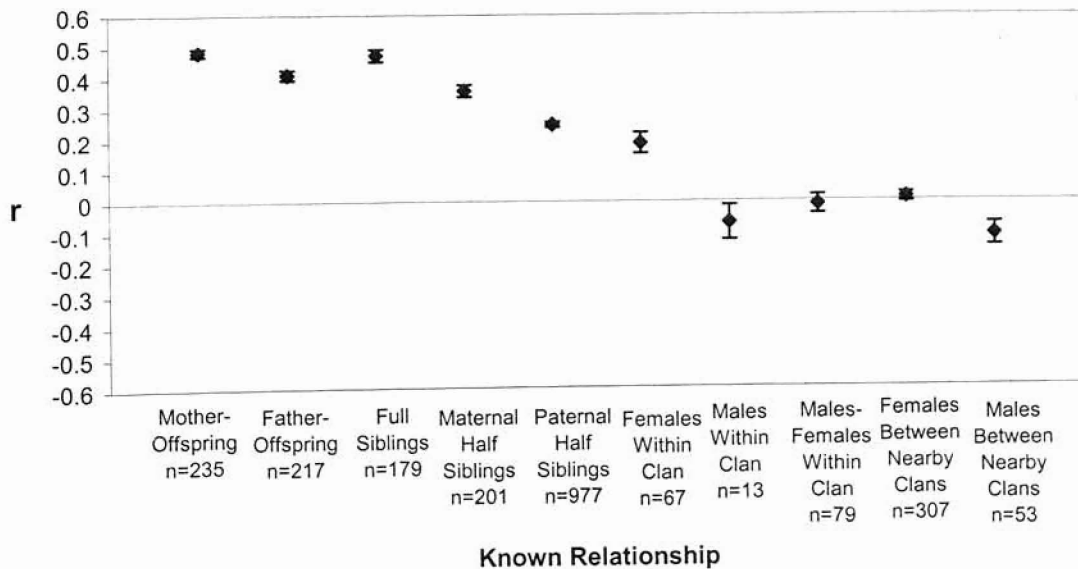


Figure 3 Mean relatedness values ($r \pm SE$) for known relationships among individuals in the Gunnison's prairie dog population in Petrified Forest National Park, Apache County, Arizona for 1991-1994 separately (a-d) and all years combined (e). n = number of pairwise comparisons made for each relationship.

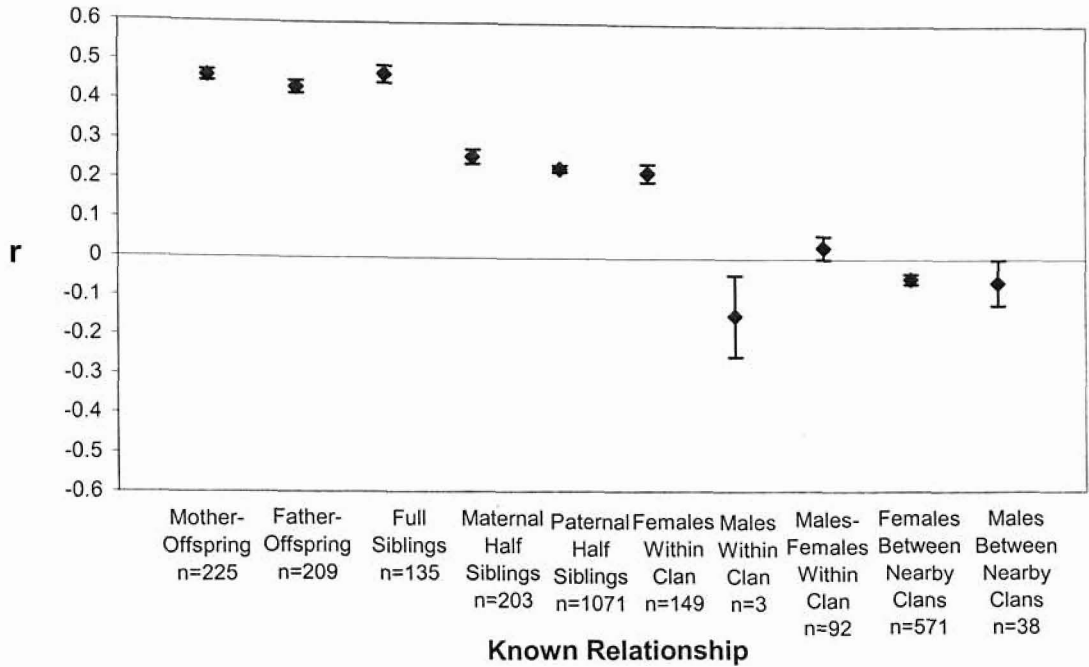
a. 1991



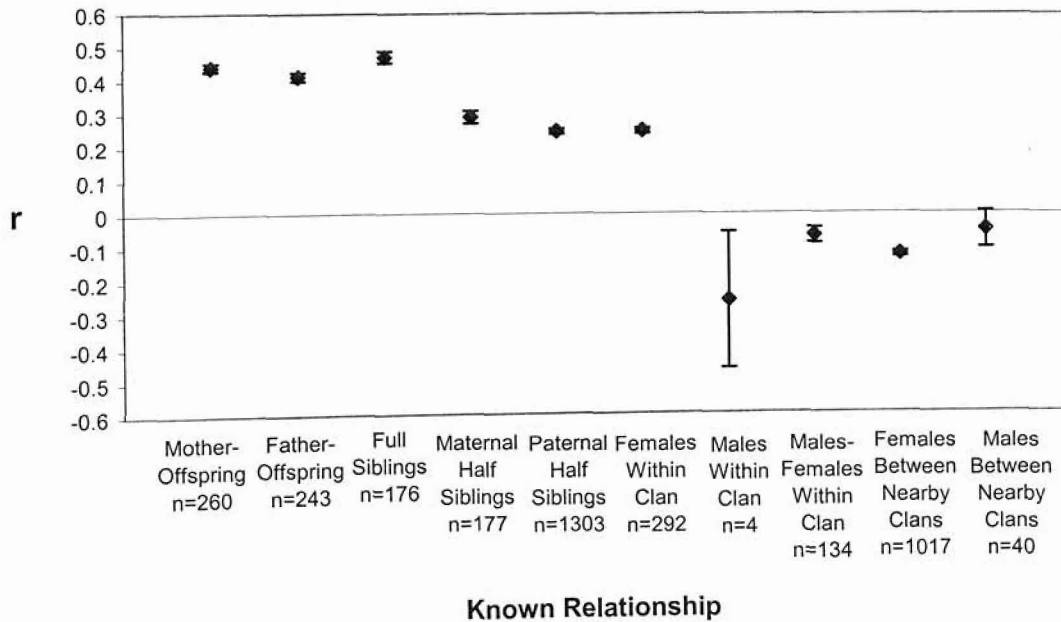
b. 1992



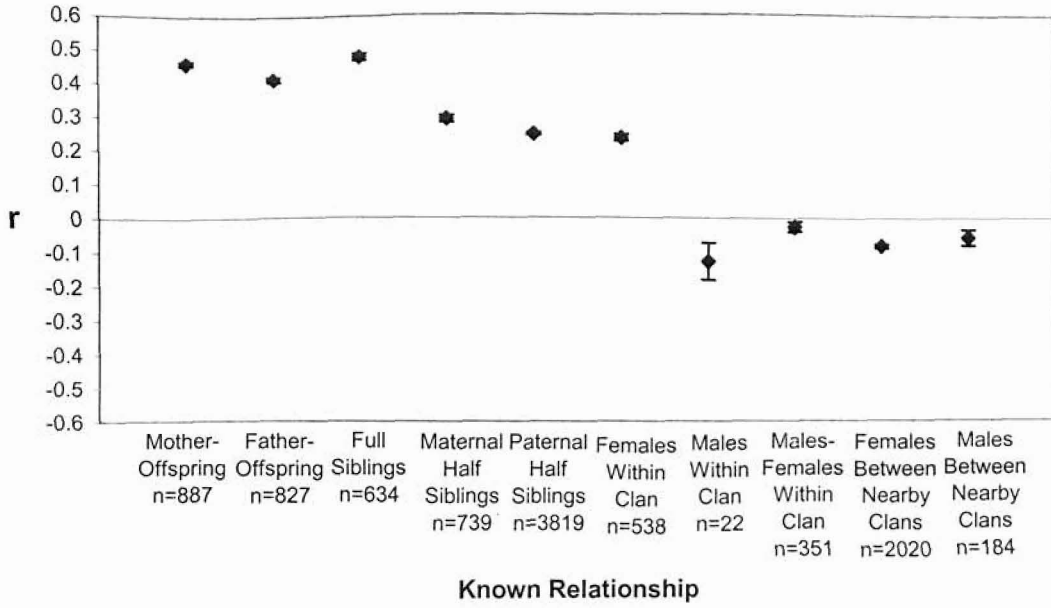
c. 1993



d. 1994



e. Combined 1991-1994



VITA 2

Sarah Beth Moore

Candidate for the Degree of

Master of Science

Thesis: REPRODUCTIVE SUCCESS, MULTIPLE PATERNITY, AND
INBREEDING IN A POPULATION OF GUNNISON'S PRAIRIE DOGS

Major Field: Zoology

Biographical:

Personal Data: Born in Winfield, Kansas, on April 29, 1978 to Lonnie and Linda Moore.

Education: Graduated valedictorian from Winfield, High School, Winfield, Kansas in May, 1996; graduated *cum laude* with a Bachelor of Science degree in Zoology from Oklahoma State University, Stillwater, Oklahoma in May, 2000. Completed the requirements for the Master of Science degree with a major in Zoology at Oklahoma State University in August, 2002.

Experience: Employed by Oklahoma State University, College of Veterinary Medicine as an undergraduate work-study, 1996-2000; employed by Oklahoma State University, Department of Zoology as a graduate teaching assistant and as a graduate research assistant, 2000 to present.

Professional Memberships: Oklahoma Academy of Science, Texas Society of Mammalogists, American Society of Mammalogists.